Mode	20	
	Band Edge - L	
	U-NII-1_5.15-5.25_802.11ax HE40_CH46_Full RU_5230MHz	
ANT	CDD 5+6	
Pol.	Vertical	Fundamental
Peak	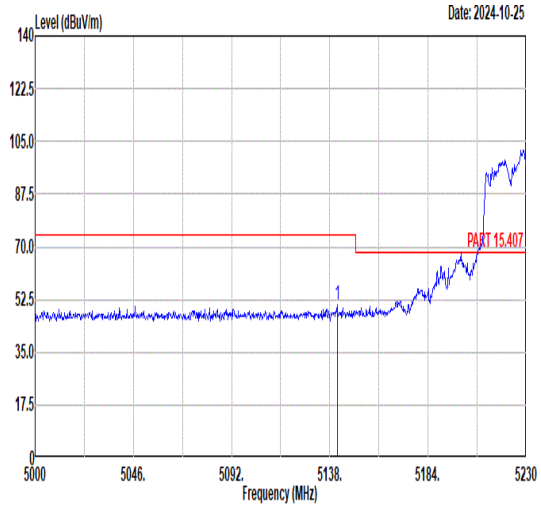 Freq Level Limit Line Margin Read Level Ant Factor Cable Loss Preamp Factor APos TPos Remark MHz dBuV/m dBuV/m dB dBuV dB/m dB dB cm deg 1 5141.45 50.48 74.00 -23.52 40.60 34.61 7.91 32.64 323 295 PEAK	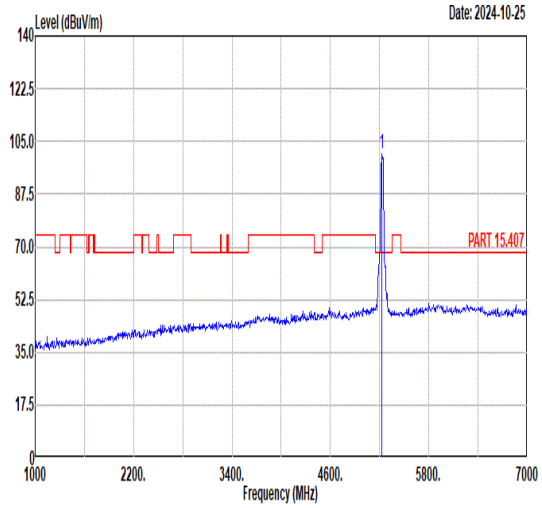 Freq Level Limit Line Margin Read Level Ant Factor Cable Loss Preamp Factor APos TPos Remark MHz dBuV/m dBuV/m dB dBuV dB/m dB dB cm deg 1 5230.00 100.71 ------ ------ 90.63 34.68 8.01 32.61 323 295 PEAK
Avg	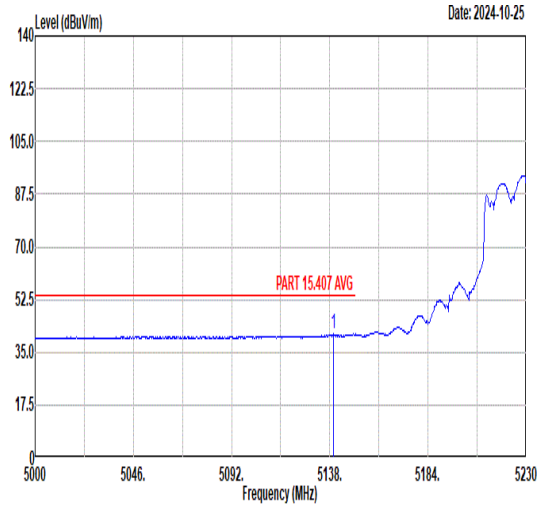 Freq Level Limit Line Margin Read Level Ant Factor Cable Loss Preamp Factor APos TPos Remark MHz dBuV/m dBuV/m dB dBuV dB/m dB dB cm deg 1 5139.84 40.99 54.00 -13.01 31.11 34.61 7.91 32.64 323 295 AVERAGE	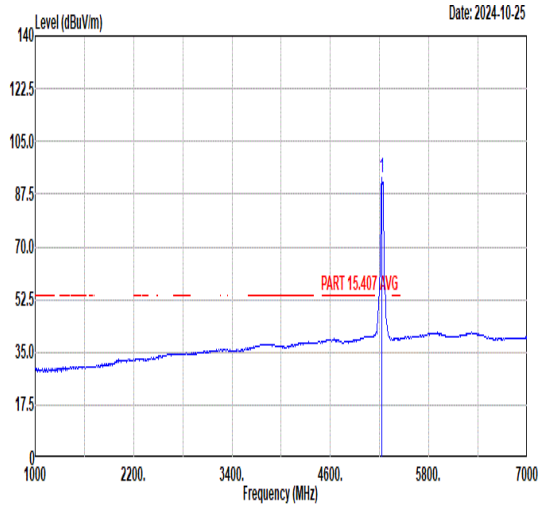 Freq Level Limit Line Margin Read Level Ant Factor Cable Loss Preamp Factor APos TPos Remark MHz dBuV/m dBuV/m dB dBuV dB/m dB dB cm deg 1 5230.00 93.00 ------ ------ 82.92 34.68 8.01 32.61 323 295 AVERAGE

Mode	20	
	Band Edge - R	
	U-NII-1_5.15-5.25_802.11ax HE40_CH46_Full RU_5230MHz	
ANT	CDD 5+6	
Pol.	Vertical	Fundamental
Peak	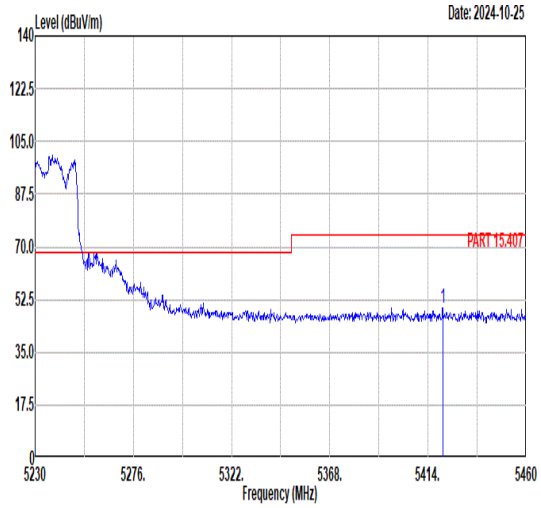 Freq Level Limit Line Margin Read Level Ant Factor Cable Loss Preamp Factor APos TPos Remark MHz dBuV/m dBuV/m dB dBuV dB/m dB dB cm deg 1 5420.90 49.89 74.00 -24.11 39.13 34.83 8.46 32.53 323 295 PEAK	Blank
Avg	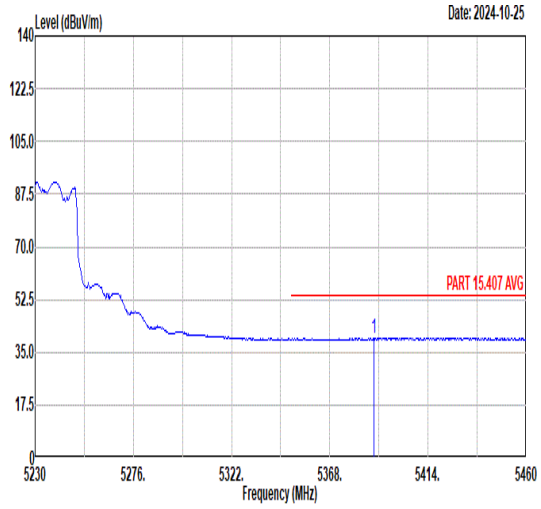 Freq Level Limit Line Margin Read Level Ant Factor Cable Loss Preamp Factor APos TPos Remark MHz dBuV/m dBuV/m dB dBuV dB/m dB dB cm deg 1 5388.70 39.82 54.00 -14.18 29.12 34.81 8.43 32.54 323 295 AVERAGE	Blank

Mode	21	
	Band Edge - L	
	U-NII-2A_5.25-5.35_802.11ax HE40_CH54_Full RU_5270MHz	
ANT	CDD 5+6	
Pol.	Horizontal	Fundamental
Peak	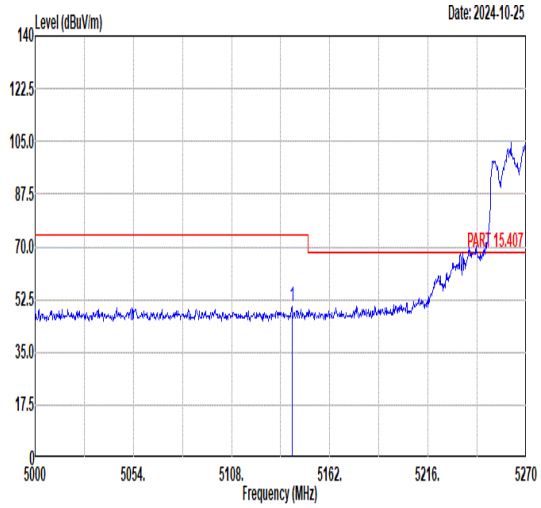 Freq Level Limit Line Margin Read Level Ant Factor Cable Loss Preamp Factor APos TPos Remark MHz dBuV/m dBuV/m dB dBuV dB/m dB dB cm deg 1 5141.21 50.08 74.00 -23.92 40.20 34.61 7.91 32.64 299 0 PEAK	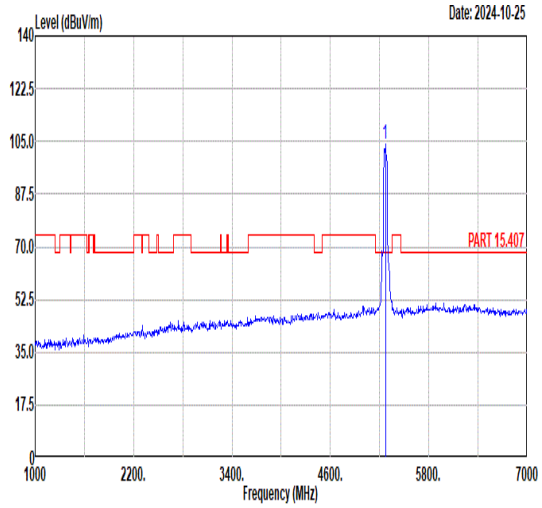 Freq Level Limit Line Margin Read Level Ant Factor Cable Loss Preamp Factor APos TPos Remark MHz dBuV/m dBuV/m dB dBuV dB/m dB dB cm deg 1 5270.00 103.94 ------ ------ 93.69 34.72 8.12 32.59 299 0 PEAK
Avg	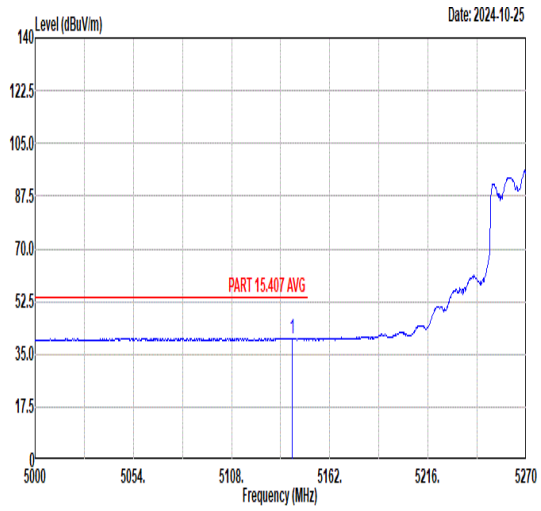 Freq Level Limit Line Margin Read Level Ant Factor Cable Loss Preamp Factor APos TPos Remark MHz dBuV/m dBuV/m dB dBuV dB/m dB dB cm deg 1 5141.21 40.35 54.00 -13.65 30.47 34.61 7.91 32.64 299 0 AVERAGE	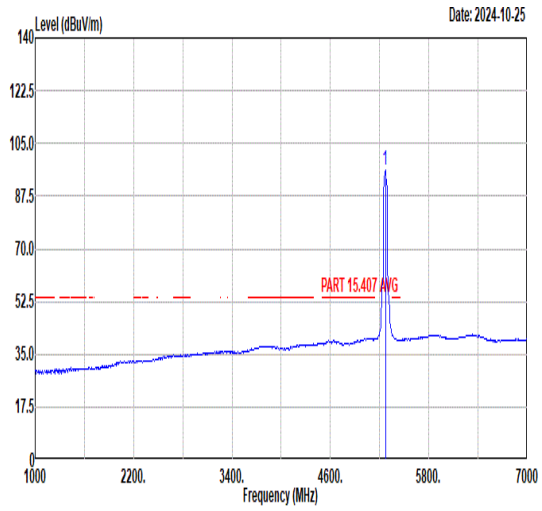 Freq Level Limit Line Margin Read Level Ant Factor Cable Loss Preamp Factor APos TPos Remark MHz dBuV/m dBuV/m dB dBuV dB/m dB dB cm deg 1 5270.00 96.37 ------ ------ 86.12 34.72 8.12 32.59 299 0 AVERAGE

Mode	21	
	Band Edge - R	
	U-NII-2A_5.25-5.35_802.11ax HE40_CH54_Full RU_5270MHz	
ANT	CDD 5+6	
Pol.	Horizontal	Fundamental
Peak	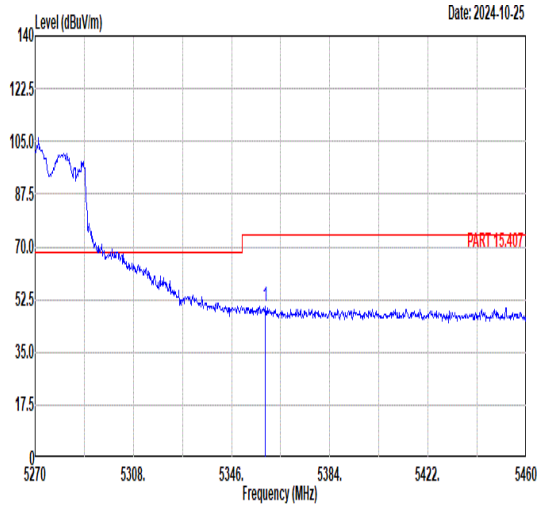 Freq Level Limit Line Margin Read Level Ant Factor Cable Loss Preamp Factor APos TPos Remark MHz dBuV/m dBuV/m dB dBuV dB/m dB dB cm deg 1 5358.92 50.24 74.00 -23.76 39.65 34.79 8.35 32.55 299 0 PEAK	Blank
Avg	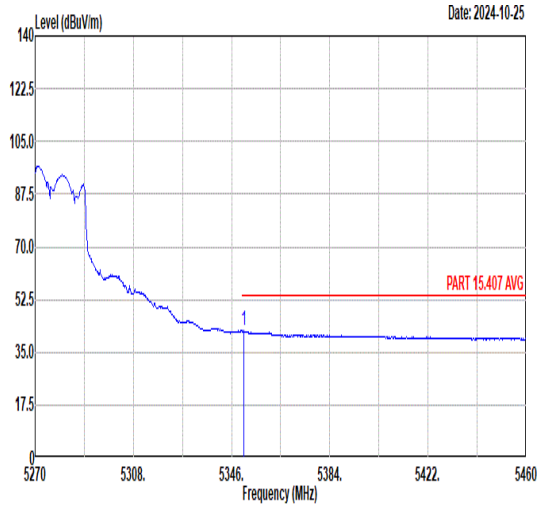 Freq Level Limit Line Margin Read Level Ant Factor Cable Loss Preamp Factor APos TPos Remark MHz dBuV/m dBuV/m dB dBuV dB/m dB dB cm deg 1 5350.75 42.05 54.00 -11.95 31.50 34.78 8.33 32.56 299 0 AVERAGE	Blank

Mode	21	
	Band Edge - L	
	U-NII-2A_5.25-5.35_802.11ax HE40_CH54_Full RU_5270MHz	
ANT	CDD 5+6	
Pol.	Vertical	Fundamental
Peak	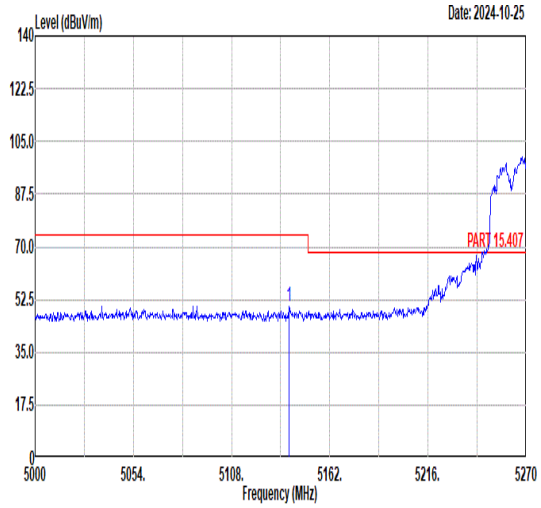 Freq Level Limit Line Margin Read Level Ant Factor Cable Loss Preamp Factor APos TPos Remark MHz dBuV/m dBuV/m dB dBuV dB/m dB dB cm deg 1 5139.59 50.11 74.00 -23.89 40.23 34.61 7.91 32.64 335 0 PEAK	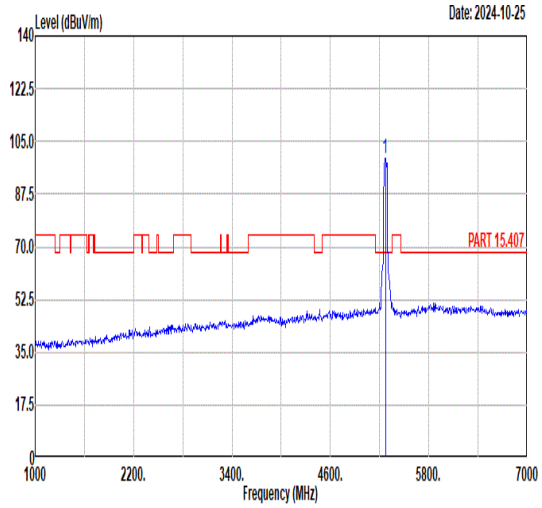 Freq Level Limit Line Margin Read Level Ant Factor Cable Loss Preamp Factor APos TPos Remark MHz dBuV/m dBuV/m dB dBuV dB/m dB dB cm deg 1 5270.00 99.24 ------ ------ 89.02 34.71 8.10 32.59 335 0 PEAK
Avg	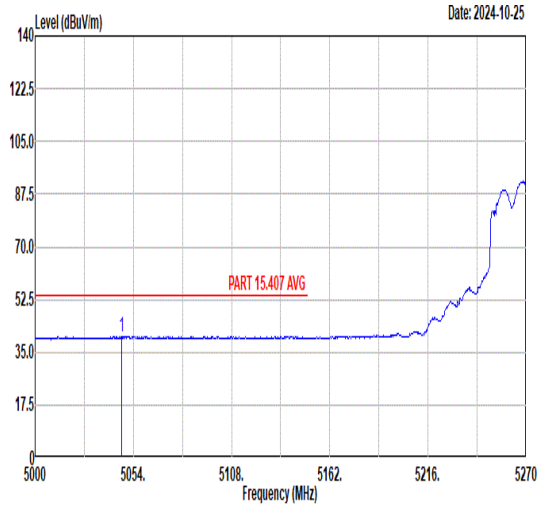 Freq Level Limit Line Margin Read Level Ant Factor Cable Loss Preamp Factor APos TPos Remark MHz dBuV/m dBuV/m dB dBuV dB/m dB dB cm deg 1 5047.52 40.15 54.00 -13.85 30.44 34.54 7.85 32.68 335 0 AVERAGE	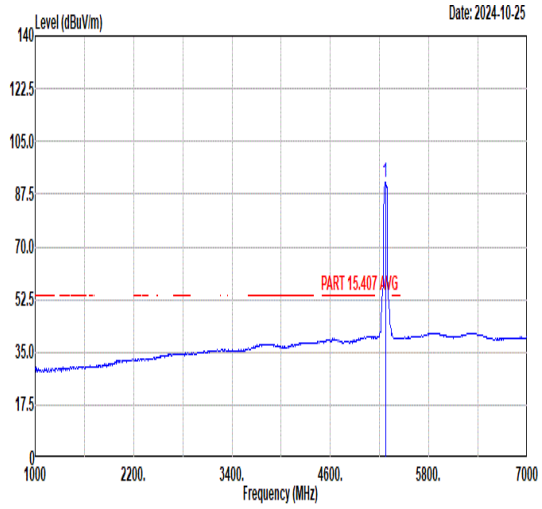 Freq Level Limit Line Margin Read Level Ant Factor Cable Loss Preamp Factor APos TPos Remark MHz dBuV/m dBuV/m dB dBuV dB/m dB dB cm deg 1 5270.00 91.30 ------ ------ 81.08 34.71 8.10 32.59 335 0 AVERAGE

Mode	21	
	Band Edge - R	
	U-NII-2A_5.25-5.35_802.11ax HE40_CH54_Full RU_5270MHz	
ANT	CDD 5+6	
Pol.	Vertical	Fundamental
Peak	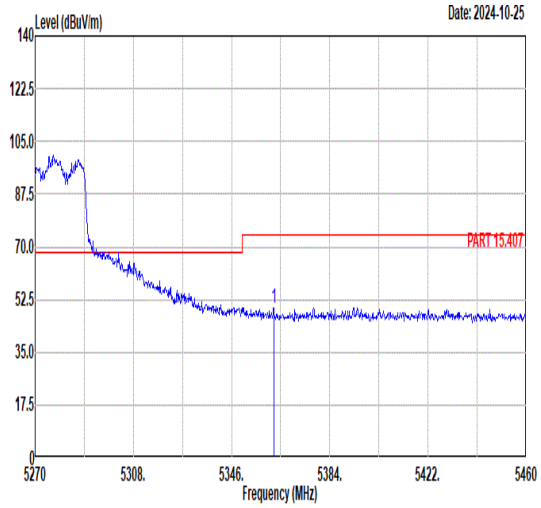 Freq Level Limit Line Margin Read Level Ant Factor Cable Loss Preamp Factor APos TPos Remark MHz dBuV/m dBuV/m dB dBuV dB/m dB dB cm deg 1 5362.34 49.85 74.00 -24.15 39.25 34.79 8.36 32.55 335 0 PEAK	Blank
Avg	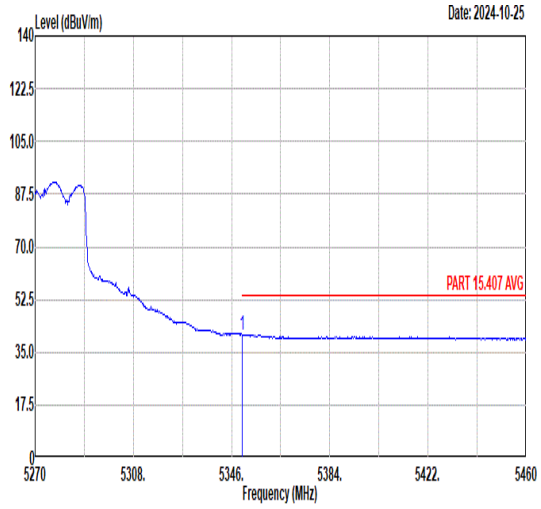 Freq Level Limit Line Margin Read Level Ant Factor Cable Loss Preamp Factor APos TPos Remark MHz dBuV/m dBuV/m dB dBuV dB/m dB dB cm deg 1 5350.18 40.88 54.00 -13.12 30.33 34.78 8.33 32.56 335 0 AVERAGE	Blank

Mode	22	
	Band Edge - L	
	U-NII-2A_5.25-5.35_802.11ax HE40_CH62_Full RU_5310MHz	
ANT	CDD 5+6	
Pol.	Horizontal	Fundamental
Peak	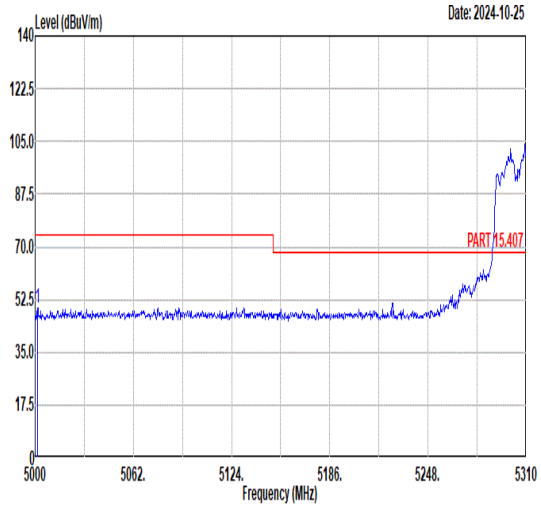 Freq Level Limit Line Margin Read Level Ant Factor Cable Loss Preamp Factor APos TPos Remark MHz dBuV/m dBuV/m dB dBuV dB/m dB dB cm deg 1 5001.55 49.79 74.00 -24.21 40.16 34.51 7.82 32.70 132 0 PEAK	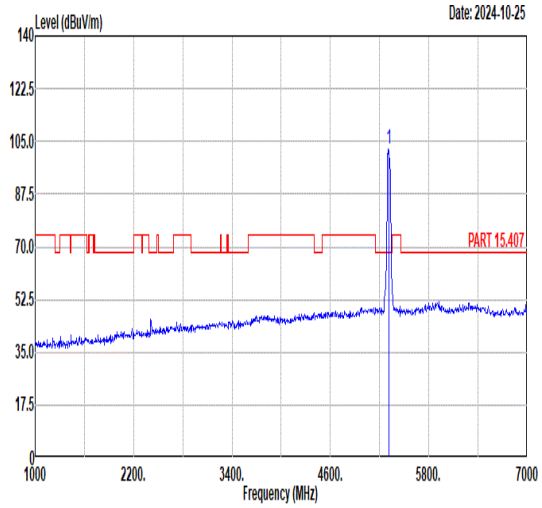 Freq Level Limit Line Margin Read Level Ant Factor Cable Loss Preamp Factor APos TPos Remark MHz dBuV/m dBuV/m dB dBuV dB/m dB dB cm deg 1 5310.00 102.47 ------ ------ 92.07 34.75 8.22 32.57 132 0 PEAK
Avg	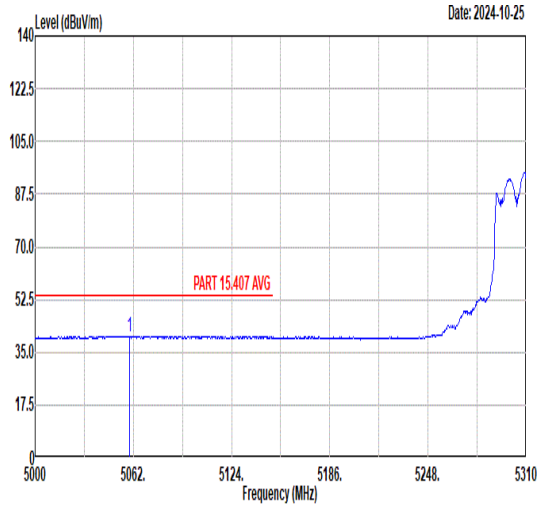 Freq Level Limit Line Margin Read Level Ant Factor Cable Loss Preamp Factor APos TPos Remark MHz dBuV/m dBuV/m dB dBuV dB/m dB dB cm deg 1 5059.52 40.39 54.00 -13.61 30.66 34.55 7.86 32.68 132 0 AVERAGE	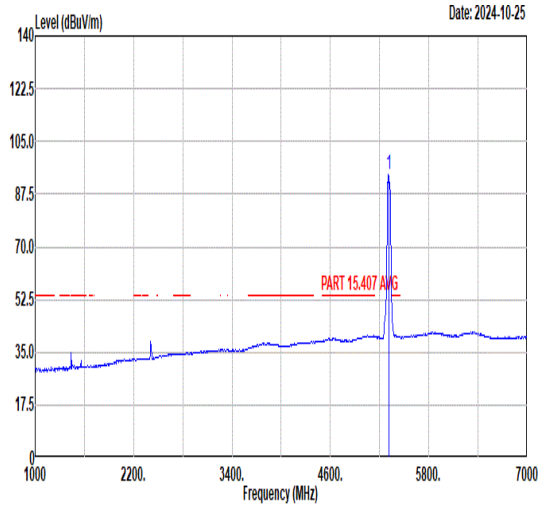 Freq Level Limit Line Margin Read Level Ant Factor Cable Loss Preamp Factor APos TPos Remark MHz dBuV/m dBuV/m dB dBuV dB/m dB dB cm deg 1 5310.00 93.91 ------ ------ 83.51 34.75 8.22 32.57 132 0 AVERAGE

Mode	22	
	Band Edge - R	
	U-NII-2A_5.25-5.35_802.11ax HE40_CH62_Full RU_5310MHz	
ANT	CDD 5+6	
Pol.	Horizontal	Fundamental
Peak	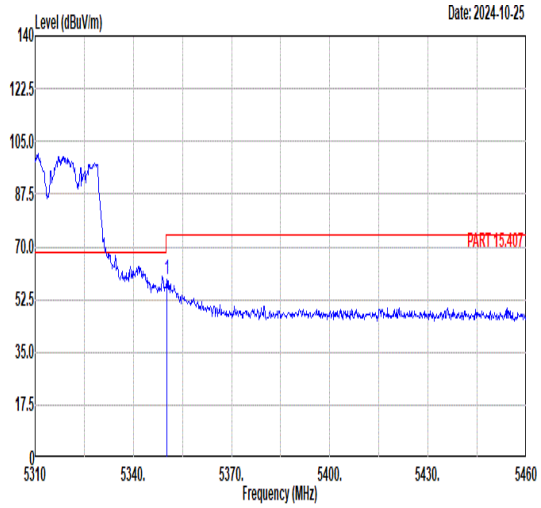 Freq Level Limit Line Margin Read Level Ant Factor Cable Loss Preamp Factor APos TPos Remark MHz dBuV/m dBuV/m dB dBuV dB/m dB dB cm deg 1 5350.20 59.21 74.00 -14.79 48.66 34.78 8.33 32.56 132 0 PEAK	Blank
Avg	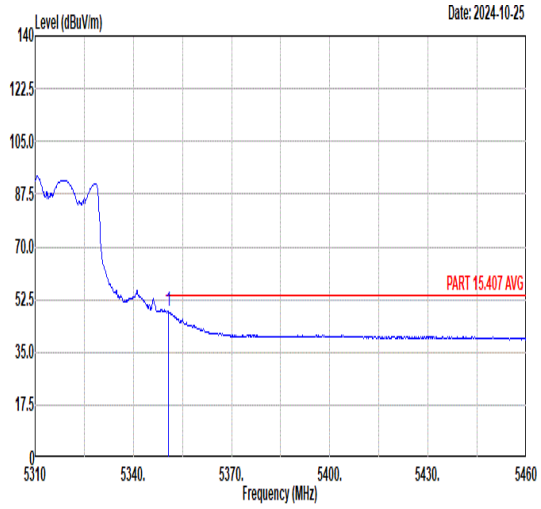 Freq Level Limit Line Margin Read Level Ant Factor Cable Loss Preamp Factor APos TPos Remark MHz dBuV/m dBuV/m dB dBuV dB/m dB dB cm deg 1 5350.65 48.55 54.00 -5.45 38.00 34.78 8.33 32.56 132 0 AVERAGE	Blank

Mode	22	
	Band Edge - L	
	U-NII-2A_5.25-5.35_802.11ax HE40_CH62_Full RU_5310MHz	
ANT	CDD 5+6	
Pol.	Vertical	Fundamental
Peak	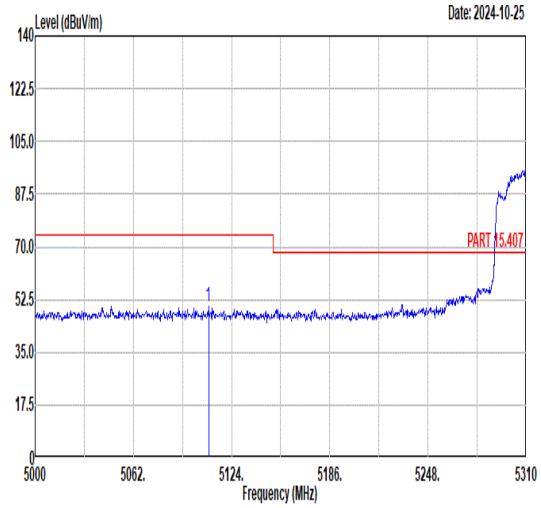 Freq Level Limit Line Margin Read Level Ant Factor Cable Loss Preamp Factor APos TPos Remark MHz dBuV/m dBuV/m dB dBuV dB/m dB dB cm deg 1 5109.43 50.24 74.00 -23.76 40.42 34.59 7.89 32.66 400 300 PEAK	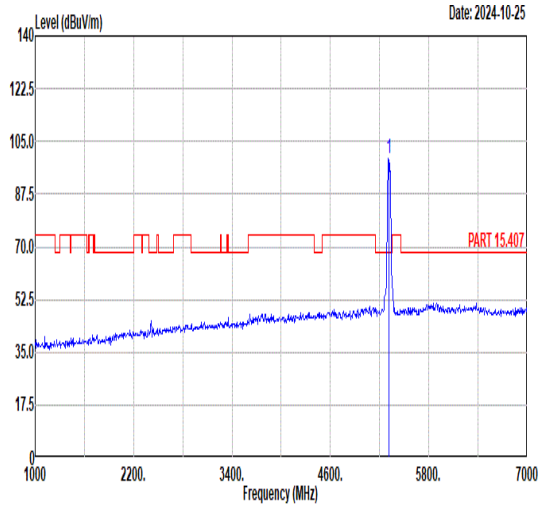 Freq Level Limit Line Margin Read Level Ant Factor Cable Loss Preamp Factor APos TPos Remark MHz dBuV/m dBuV/m dB dBuV dB/m dB dB cm deg 1 5310.00 99.13 ------ ------ 88.73 34.75 8.22 32.57 400 300 PEAK
Avg	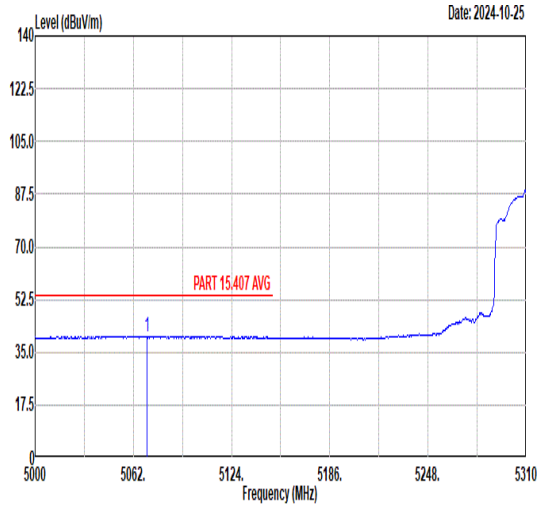 Freq Level Limit Line Margin Read Level Ant Factor Cable Loss Preamp Factor APos TPos Remark MHz dBuV/m dBuV/m dB dBuV dB/m dB dB cm deg 1 5070.68 40.38 54.00 -13.62 30.62 34.56 7.87 32.67 400 300 AVERAGE	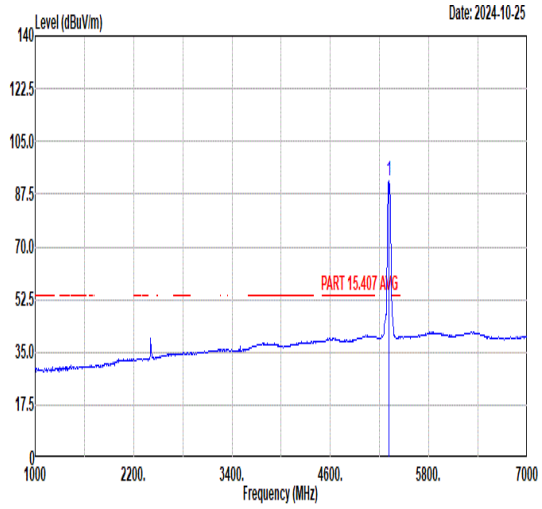 Freq Level Limit Line Margin Read Level Ant Factor Cable Loss Preamp Factor APos TPos Remark MHz dBuV/m dBuV/m dB dBuV dB/m dB dB cm deg 1 5310.00 91.72 ------ ------ 81.31 34.75 8.23 32.57 400 300 AVERAGE

Mode	22	
	Band Edge - R	
	U-NII-2A_5.25-5.35_802.11ax HE40_CH62_Full RU_5310MHz	
ANT	CDD 5+6	
Pol.	Vertical	Fundamental
Peak	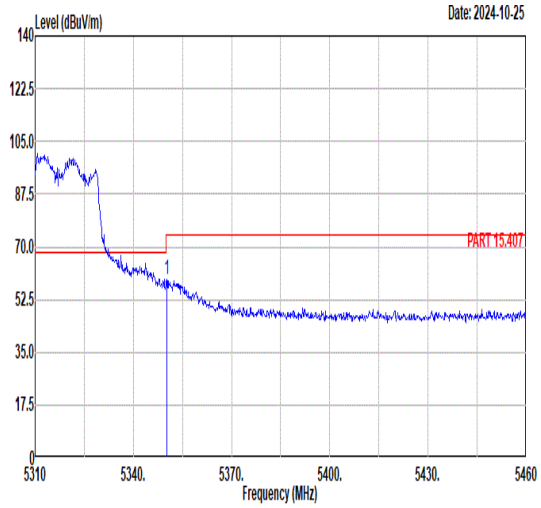 Freq Level Limit Line Margin Read Level Ant Factor Cable Loss Preamp Factor APos TPos Remark MHz dBuV/m dBuV/m dB dBuV dB/m dB dB cm deg 1 5350.20 59.15 74.00 -14.85 48.60 34.78 8.33 32.56 400 300 PEAK	Blank
Avg	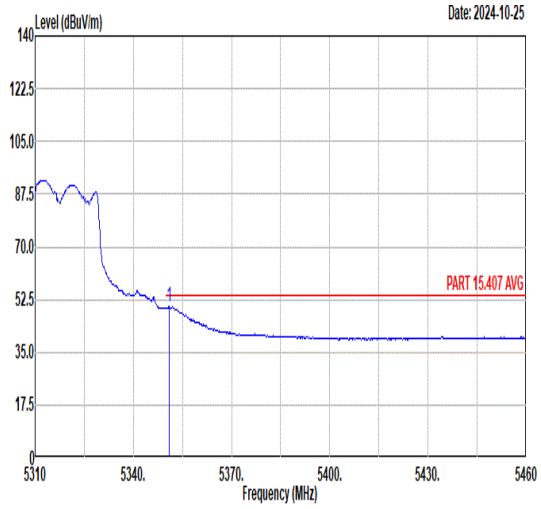 Freq Level Limit Line Margin Read Level Ant Factor Cable Loss Preamp Factor APos TPos Remark MHz dBuV/m dBuV/m dB dBuV dB/m dB dB cm deg 1 5350.95 50.05 54.00 -3.95 39.50 34.78 8.33 32.56 400 300 AVERAGE	Blank

Mode	23	
	Band Edge - L	
	U-NII-2C_5.47-5.725_802.11ax HE40_CH102_Full RU_5510MHz	
ANT	CDD 5+6	
Pol.	Horizontal	Fundamental
Peak	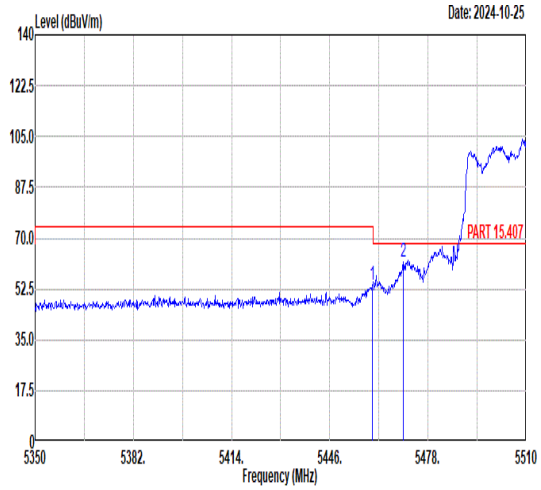 Freq Level Limit Line Margin Read Level Ant Factor Cable Loss Preamp Factor APos TPos Remark MHz dBuV/m dBuV/m dB dBuV dB/m dB dB cm deg 1 5459.92 53.78 74.00 -20.22 43.02 34.86 8.41 32.51 116 132 PEAK 2 5469.84 62.02 68.30 -6.28 51.26 34.87 8.40 32.51 116 132 PEAK	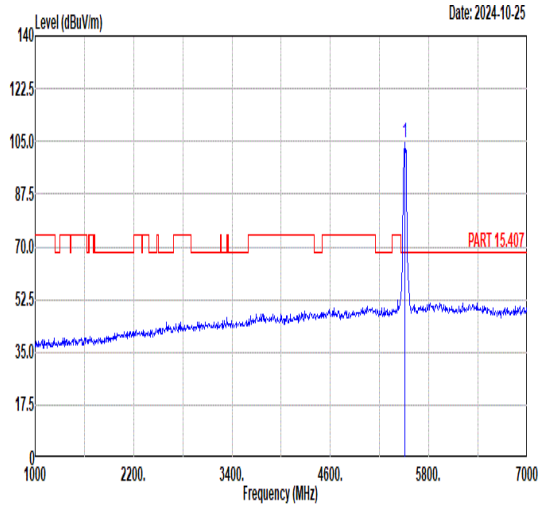 Freq Level Limit Line Margin Read Level Ant Factor Cable Loss Preamp Factor APos TPos Remark MHz dBuV/m dBuV/m dB dBuV dB/m dB dB cm deg 1 5510.00 104.51 ------ ------ 93.77 34.90 8.34 32.50 116 132 PEAK
Avg	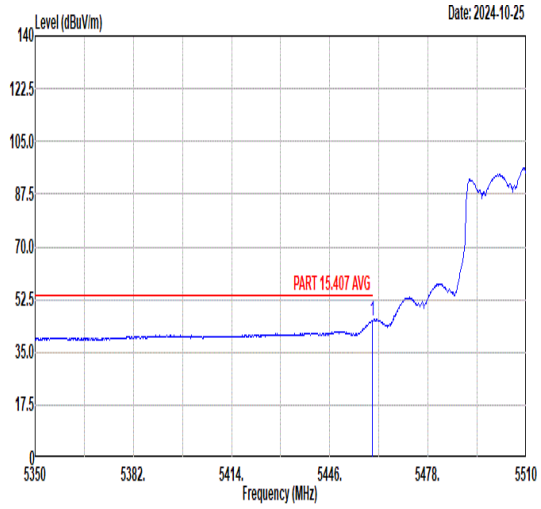 Freq Level Limit Line Margin Read Level Ant Factor Cable Loss Preamp Factor APos TPos Remark MHz dBuV/m dBuV/m dB dBuV dB/m dB dB cm deg 1 5459.92 45.58 54.00 -8.42 34.82 34.86 8.41 32.51 116 132 AVERAGE	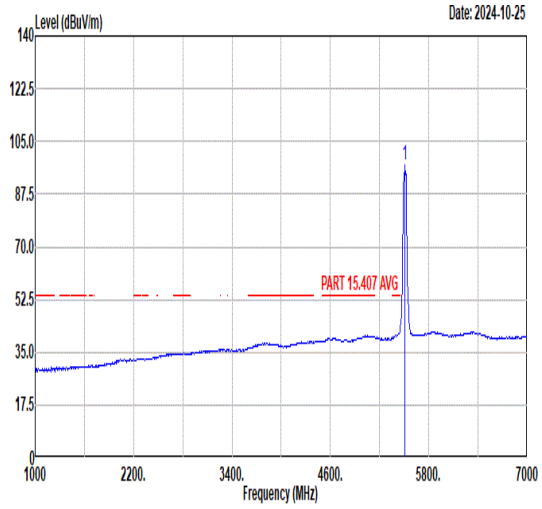 Freq Level Limit Line Margin Read Level Ant Factor Cable Loss Preamp Factor APos TPos Remark MHz dBuV/m dBuV/m dB dBuV dB/m dB dB cm deg 1 5510.00 97.07 ------ ------ 86.33 34.90 8.34 32.50 116 132 AVERAGE

Mode	23	
	Band Edge - R	
	U-NII-2C_5.47-5.725_802.11ax HE40_CH102_Full RU_5510MHz	
ANT	CDD 5+6	
Pol.	Horizontal	Fundamental
Peak	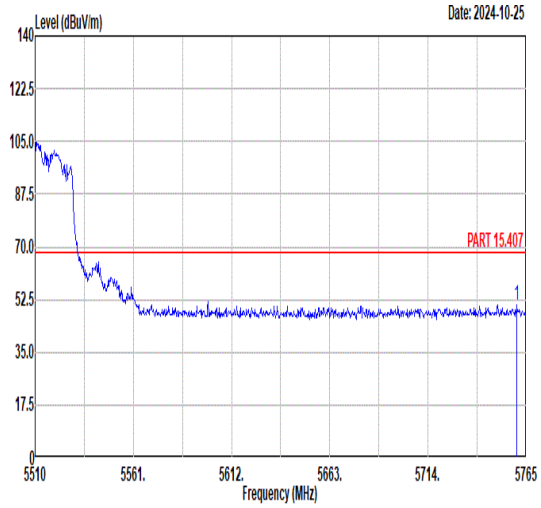 Freq Level Limit Line Margin Read Level Ant Factor Cable Loss Preamp Factor APos TPos Remark MHz dBuV/m dBuV/m dB dBuV dB/m dB dB cm deg 1 5760.16 50.76 68.30 -17.54 39.40 35.06 8.80 32.50 116 132 PEAK	Blank

Mode	23	
	Band Edge - L	
	U-NII-2C_5.47-5.725_802.11ax HE40_CH102_Full RU_5510MHz	
ANT	CDD 5+6	
Pol.	Vertical	Fundamental
Peak	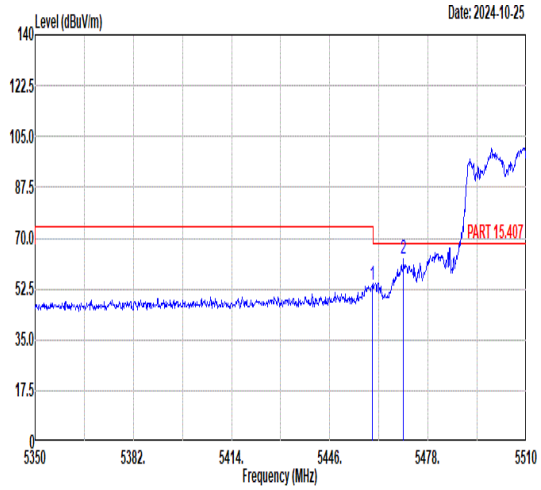 Freq Level Limit Line Margin Read Level Ant Factor Cable Loss Preamp Factor APos TPos Remark MHz dBuV/m dBuV/m dB dBuV dB/m dB dB cm deg 1 5459.76 54.03 74.00 -19.97 43.27 34.86 8.41 32.51 305 292 PEAK 2 5470.00 63.05 68.30 -5.25 52.29 34.87 8.40 32.51 305 292 PEAK	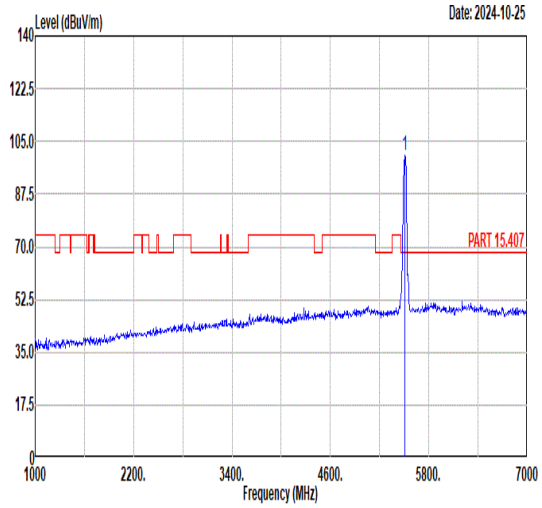 Freq Level Limit Line Margin Read Level Ant Factor Cable Loss Preamp Factor APos TPos Remark MHz dBuV/m dBuV/m dB dBuV dB/m dB dB cm deg 1 5510.00 100.49 ------ ------ 89.75 34.90 8.34 32.50 305 292 PEAK
Avg	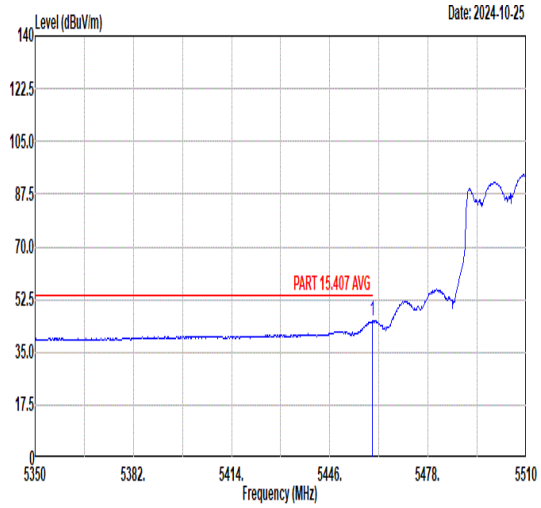 Freq Level Limit Line Margin Read Level Ant Factor Cable Loss Preamp Factor APos TPos Remark MHz dBuV/m dBuV/m dB dBuV dB/m dB dB cm deg 1 5459.76 45.58 54.00 -8.42 34.82 34.86 8.41 32.51 305 292 AVERAGE	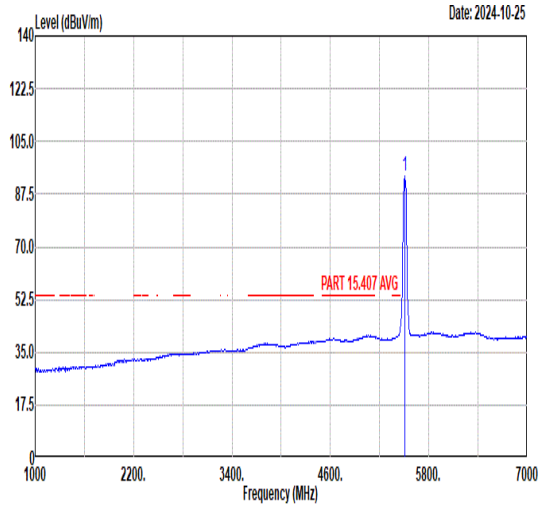 Freq Level Limit Line Margin Read Level Ant Factor Cable Loss Preamp Factor APos TPos Remark MHz dBuV/m dBuV/m dB dBuV dB/m dB dB cm deg 1 5510.00 93.70 ------ ------ 82.96 34.90 8.34 32.50 305 292 AVERAGE

Mode	23	
	Band Edge - R	
	U-NII-2C_5.47-5.725_802.11ax HE40_CH102_Full RU_5510MHz	
ANT	CDD 5+6	
Pol.	Vertical	Fundamental
Peak	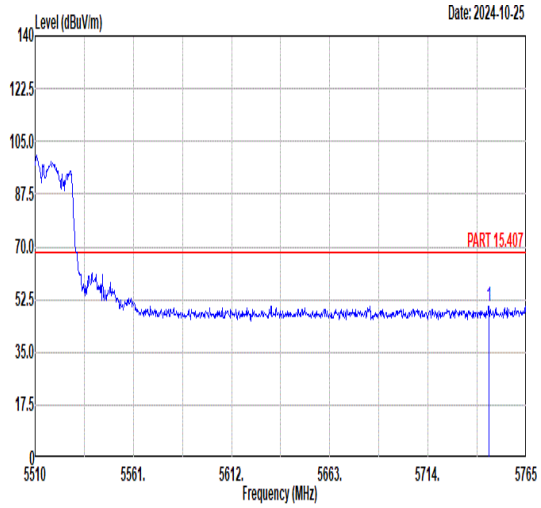 Freq Level Limit Line Margin Read Level Ant Factor Cable Loss Preamp Factor APos TPos Remark MHz dBuV/m dBuV/m dB dBuV dB/m dB dB cm deg 1 5745.62 50.43 68.30 -17.87 39.13 35.05 8.75 32.50 305 292 PEAK	Blank

Mode	24	
	Band Edge - L	
	U-NII-2C_5.47-5.725_802.11ax HE40_CH134_Full RU_5670MHz	
ANT	CDD 5+6	
Pol.	Horizontal	Fundamental
Peak	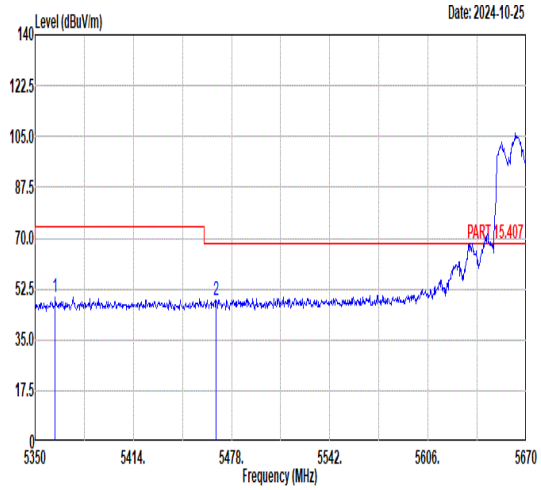 Freq Level Limit Line Margin Read Level Ant Factor Cable Loss Preamp Factor APos TPos Remark MHz dBuV/m dBuV/m dB dBuV dB/m dB dB cm deg 1 5363.12 49.59 74.00 -24.41 38.99 34.79 8.36 32.55 243 51 PEAK 2 5468.08 48.82 68.30 -19.48 38.06 34.87 8.40 32.51 243 51 PEAK	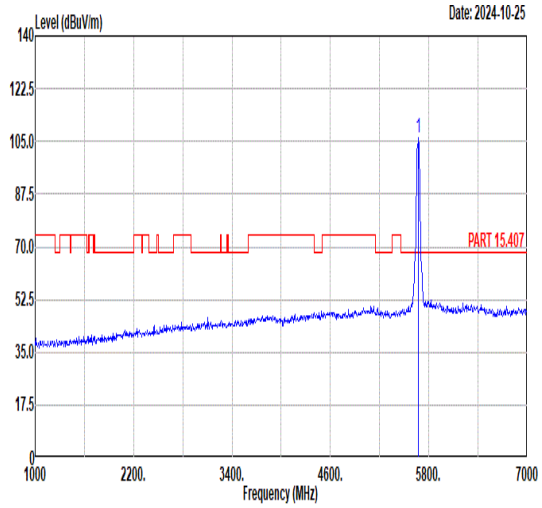 Freq Level Limit Line Margin Read Level Ant Factor Cable Loss Preamp Factor APos TPos Remark MHz dBuV/m dBuV/m dB dBuV dB/m dB dB cm deg 1 5670.00 105.97 ------ ------ 94.98 35.00 8.49 32.50 243 51 PEAK
Avg	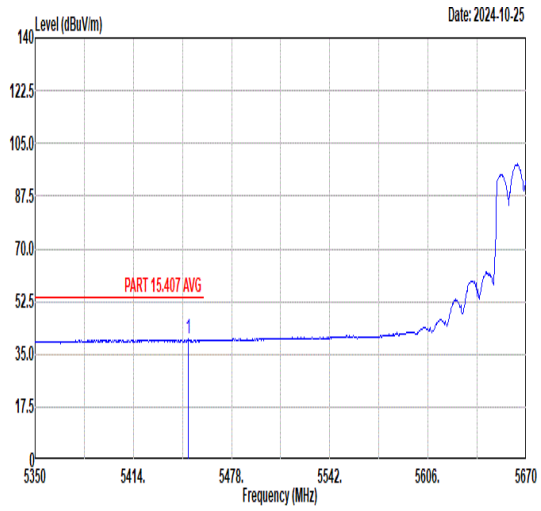 Freq Level Limit Line Margin Read Level Ant Factor Cable Loss Preamp Factor APos TPos Remark MHz dBuV/m dBuV/m dB dBuV dB/m dB dB cm deg 1 5449.84 39.91 54.00 -14.09 29.15 34.86 8.42 32.52 243 51 AVERAGE	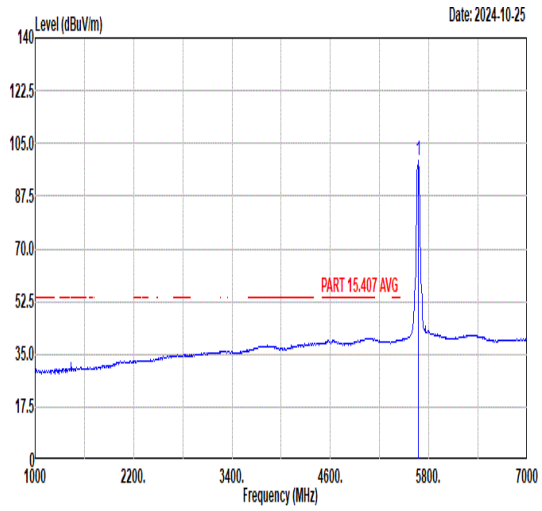 Freq Level Limit Line Margin Read Level Ant Factor Cable Loss Preamp Factor APos TPos Remark MHz dBuV/m dBuV/m dB dBuV dB/m dB dB cm deg 1 5670.00 99.25 ------ ------ 88.26 35.00 8.49 32.50 243 51 AVERAGE

Mode	24	
	Band Edge - R	
	U-NII-2C_5.47-5.725_802.11ax HE40_CH134_Full RU_5670MHz	
ANT	CDD 5+6	
Pol.	Horizontal	Fundamental
Peak	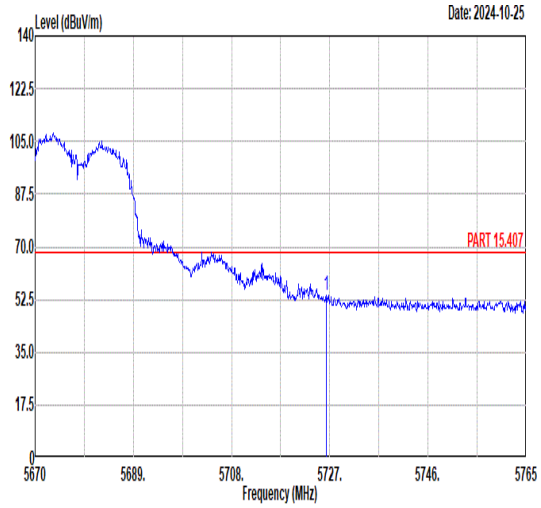 Freq Level Limit Line Margin Read Level Ant Factor Cable Loss Preamp Factor APos TPos Remark MHz dBuV/m dBuV/m dB dBuV dB/m dB dB cm deg 1 5726.34 54.12 68.30 -14.18 42.91 35.03 8.68 32.50 243 51 PEAK	Blank

Mode	24	
	Band Edge - L	
	U-NII-2C_5.47-5.725_802.11ax HE40_CH134_Full RU_5670MHz	
ANT	CDD 5+6	
Pol.	Vertical	Fundamental
Peak	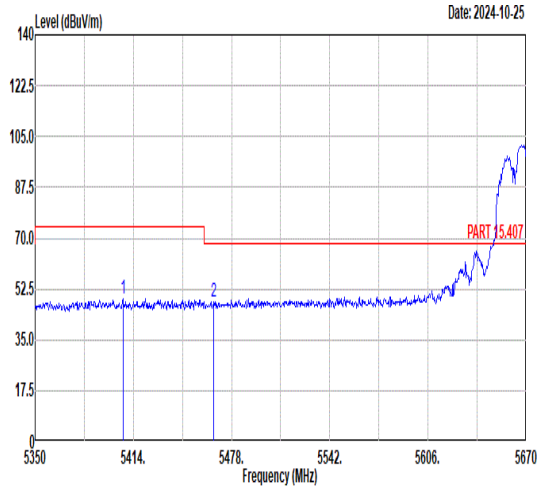 Freq Level Limit Line Margin Read Level Ant Factor Cable Loss Preamp Factor APos TPos Remark MHz dBuV/m dBuV/m dB dBuV dB/m dB dB cm deg 1 5407.28 49.16 74.00 -24.84 38.39 34.82 8.48 32.53 100 263 PEAK 2 5466.48 48.04 68.30 -20.26 37.28 34.87 8.40 32.51 100 263 PEAK	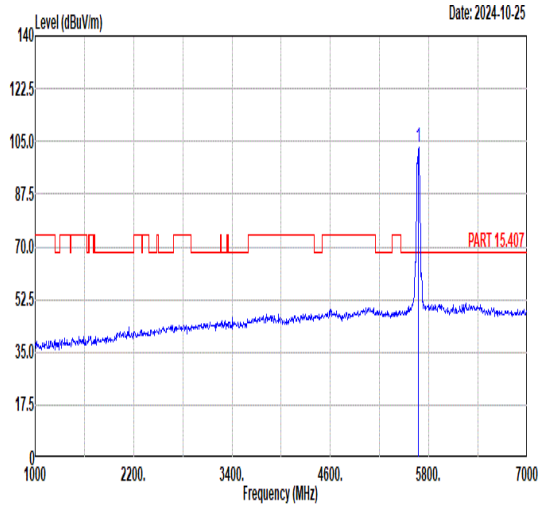 Freq Level Limit Line Margin Read Level Ant Factor Cable Loss Preamp Factor APos TPos Remark MHz dBuV/m dBuV/m dB dBuV dB/m dB dB cm deg 1 5670.00 102.79 ------ ------ 91.77 35.01 8.51 32.50 100 263 PEAK
Avg	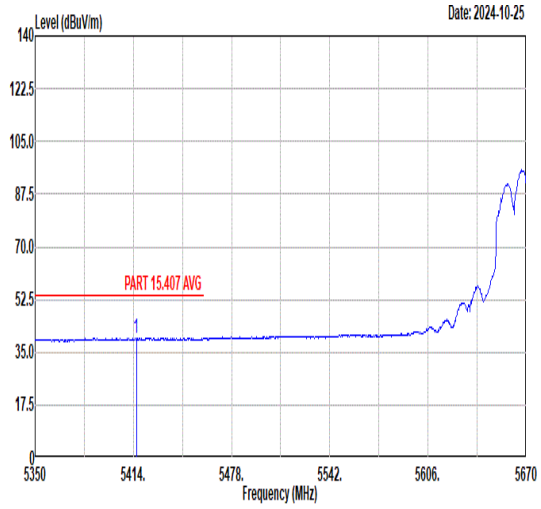 Freq Level Limit Line Margin Read Level Ant Factor Cable Loss Preamp Factor APos TPos Remark MHz dBuV/m dBuV/m dB dBuV dB/m dB dB cm deg 1 5415.92 39.68 54.00 -14.32 28.91 34.83 8.47 32.53 100 263 AVERAGE	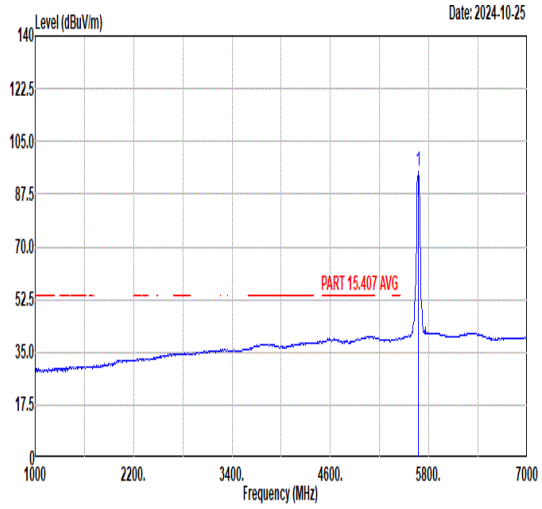 Freq Level Limit Line Margin Read Level Ant Factor Cable Loss Preamp Factor APos TPos Remark MHz dBuV/m dBuV/m dB dBuV dB/m dB dB cm deg 1 5670.00 95.14 ------ ------ 84.18 35.00 8.46 32.50 100 263 AVERAGE

Mode	24	
	Band Edge - R	
	U-NII-2C_5.47-5.725_802.11ax HE40_CH134_Full RU_5670MHz	
ANT	CDD 5+6	
Pol.	Vertical	Fundamental
Peak	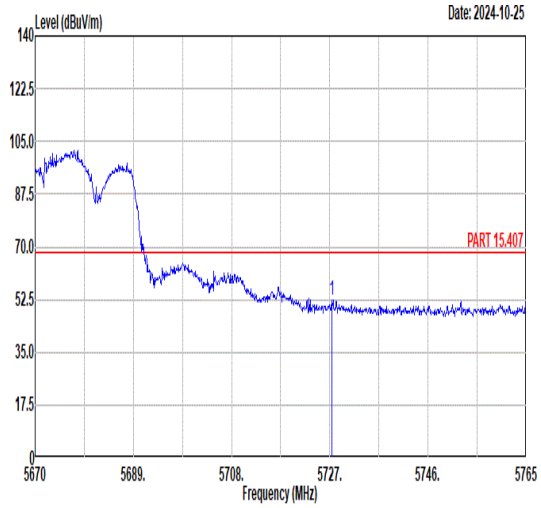 Freq Level Limit Line Margin Read Level Ant Factor Cable Loss Preamp Factor APos TPos Remark MHz dBuV/m dBuV/m dB dBuV dB/m dB dB cm deg 1 5727.38 52.37 68.30 -15.93 41.15 35.04 8.68 32.50 100 263 PEAK	Blank

Mode	25	
	Band Edge - L	
	U-NII-1_5.15-5.25_802.11ax HE80_CH42_Full RU_5210MHz	
ANT	CDD 5+6	
Pol.	Horizontal	Fundamental
Peak	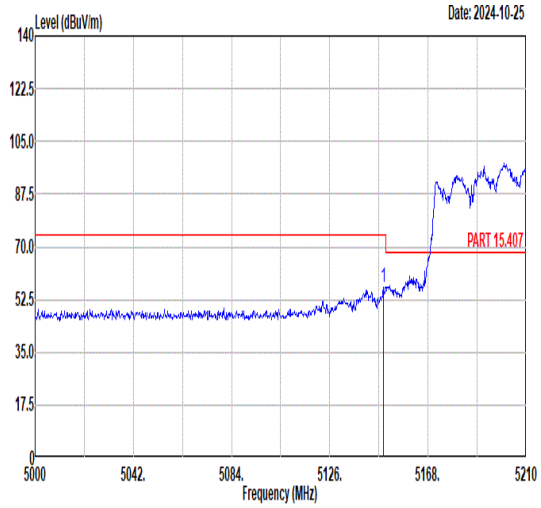 Freq Level Limit Line Margin Read Level Ant Factor Cable Loss Preamp Factor APos TPos Remark MHz dBuV/m dBuV/m dB dBuV dB/m dB dB cm deg 1 5148.89 56.70 74.00 -17.30 46.80 34.62 7.92 32.64 303 0 PEAK	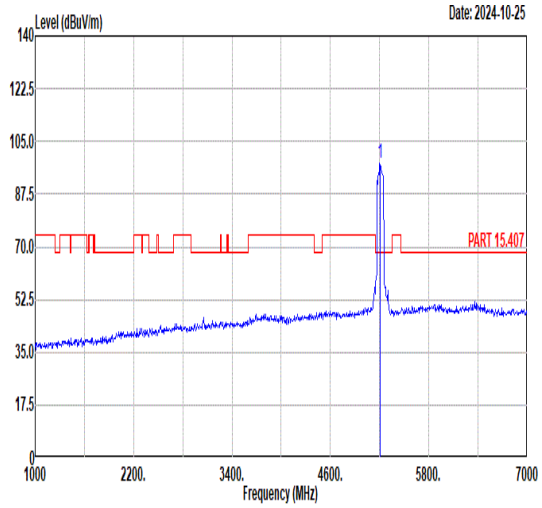 Freq Level Limit Line Margin Read Level Ant Factor Cable Loss Preamp Factor APos TPos Remark MHz dBuV/m dBuV/m dB dBuV dB/m dB dB cm deg 1 5210.00 97.79 ------ ------ 87.80 34.66 7.95 32.62 303 0 PEAK
Avg	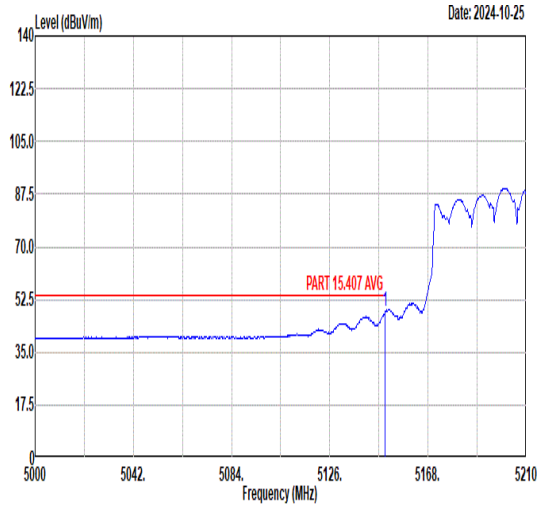 Freq Level Limit Line Margin Read Level Ant Factor Cable Loss Preamp Factor APos TPos Remark MHz dBuV/m dBuV/m dB dBuV dB/m dB dB cm deg 1 5149.73 48.54 54.00 -5.46 38.64 34.62 7.92 32.64 303 0 AVERAGE	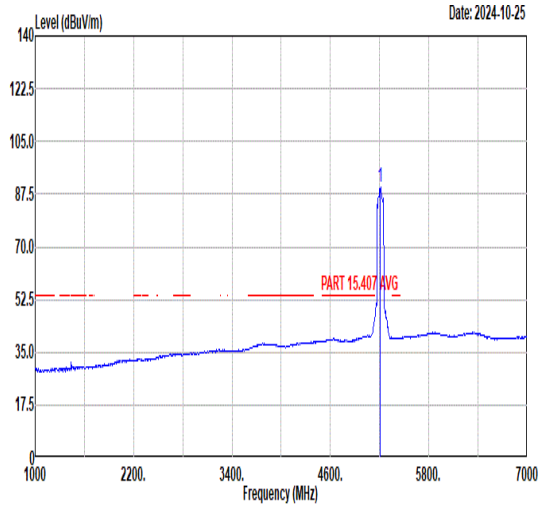 Freq Level Limit Line Margin Read Level Ant Factor Cable Loss Preamp Factor APos TPos Remark MHz dBuV/m dBuV/m dB dBuV dB/m dB dB cm deg 1 5210.00 89.65 ------ ------ 79.63 34.67 7.96 32.61 303 0 AVERAGE

Mode	25	
	Band Edge - R	
	U-NII-1_5.15-5.25_802.11ax HE80_CH42_Full RU_5210MHz	
ANT	CDD 5+6	
Pol.	Horizontal	Fundamental
Peak	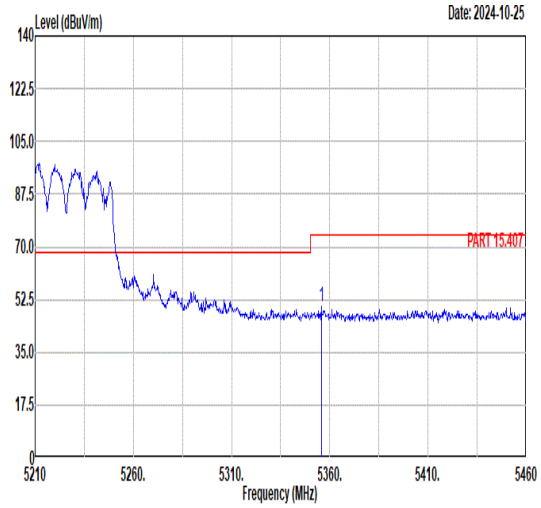 Freq Level Limit Line Margin Read Level Ant Factor Cable Loss Preamp Factor APos TPos Remark MHz dBuV/m dBuV/m dB dBuV dB/m dB dB cm deg 1 5355.75 49.96 74.00 -24.04 39.39 34.78 8.34 32.55 303 0 PEAK	Blank
Avg	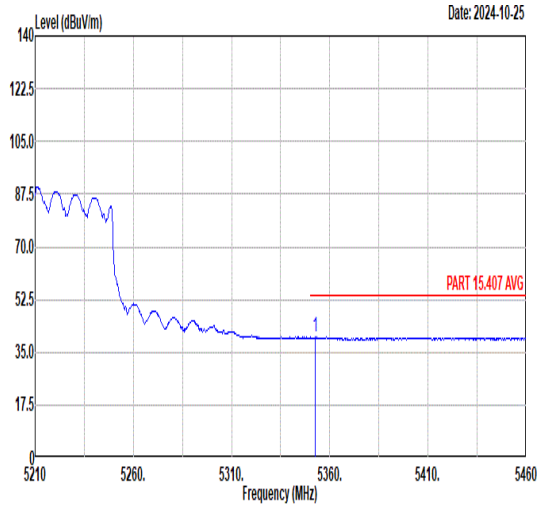 Freq Level Limit Line Margin Read Level Ant Factor Cable Loss Preamp Factor APos TPos Remark MHz dBuV/m dBuV/m dB dBuV dB/m dB dB cm deg 1 5352.75 40.03 54.00 -13.97 29.47 34.78 8.34 32.56 303 0 AVERAGE	Blank

Mode	25	
	Band Edge - L	
	U-NII-1_5.15-5.25_802.11ax HE80_CH42_Full RU_5210MHz	
ANT	CDD 5+6	
Pol.	Vertical	Fundamental
Peak	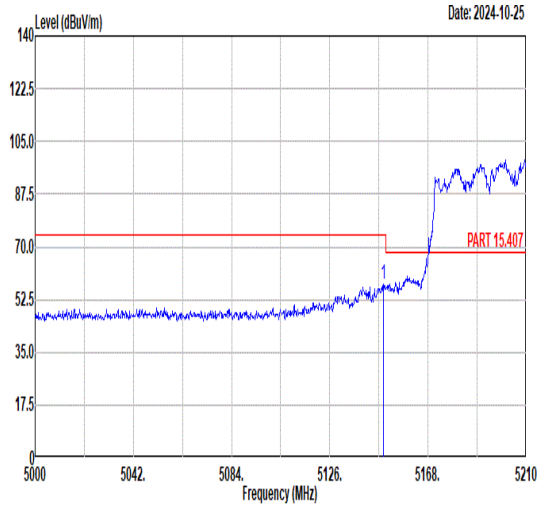 Freq Level Limit Line Margin Read Level Ant Factor Cable Loss Preamp Factor APos TPos Remark MHz dBuV/m dBuV/m dB dBuV dB/m dB dB cm deg 1 5149.10 57.52 74.00 -16.48 47.62 34.62 7.92 32.64 319 285 PEAK	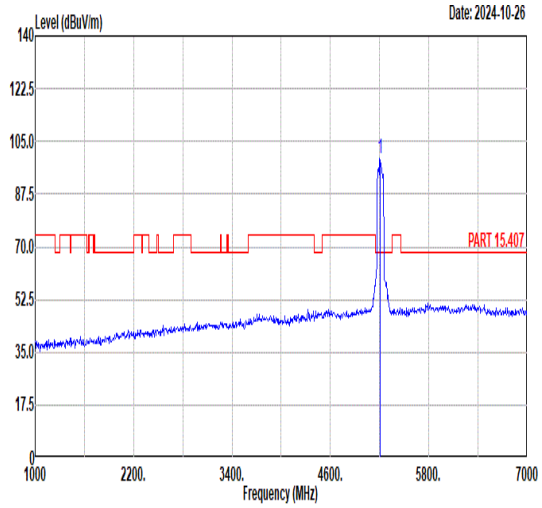 Freq Level Limit Line Margin Read Level Ant Factor Cable Loss Preamp Factor APos TPos Remark MHz dBuV/m dBuV/m dB dBuV dB/m dB dB cm deg 1 5210.00 99.45 ------ ------ 89.46 34.66 7.95 32.62 319 285 PEAK
Avg	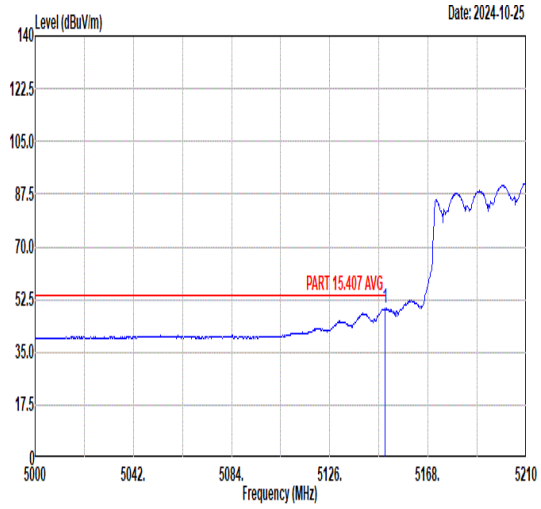 Freq Level Limit Line Margin Read Level Ant Factor Cable Loss Preamp Factor APos TPos Remark MHz dBuV/m dBuV/m dB dBuV dB/m dB dB cm deg 1 5149.73 49.42 54.00 -4.58 39.52 34.62 7.92 32.64 319 285 AVERAGE	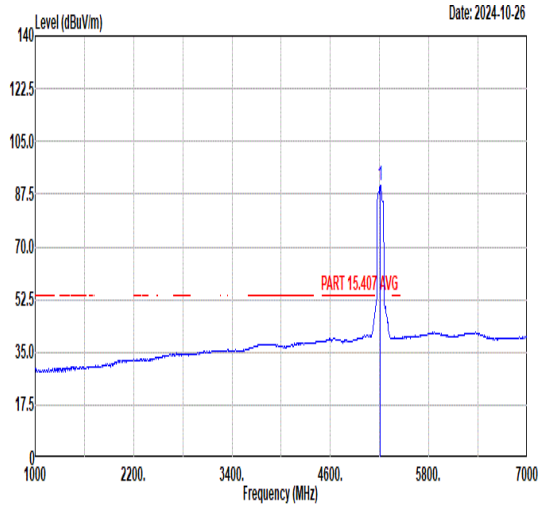 Freq Level Limit Line Margin Read Level Ant Factor Cable Loss Preamp Factor APos TPos Remark MHz dBuV/m dBuV/m dB dBuV dB/m dB dB cm deg 1 5210.00 90.27 ------ ------ 80.25 34.67 7.96 32.61 319 285 AVERAGE

Mode	25	
	Band Edge - R	
	U-NII-1_5.15-5.25_802.11ax HE80_CH42_Full RU_5210MHz	
ANT	CDD 5+6	
Pol.	Vertical	Fundamental
Peak	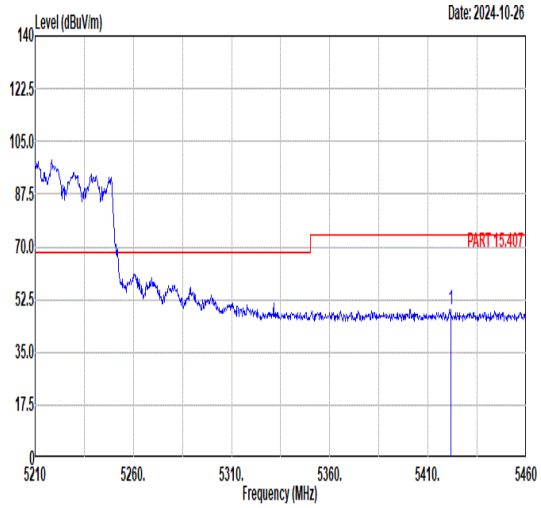 Freq Level Limit Line Margin Read Level Ant Factor Cable Loss Preamp Factor APos TPos Remark MHz dBuV/m dBuV/m dB dBuV dB/m dB dB cm deg 1 5421.50 49.34 74.00 -24.66 38.58 34.83 8.46 32.53 319 285 PEAK	Blank
Avg	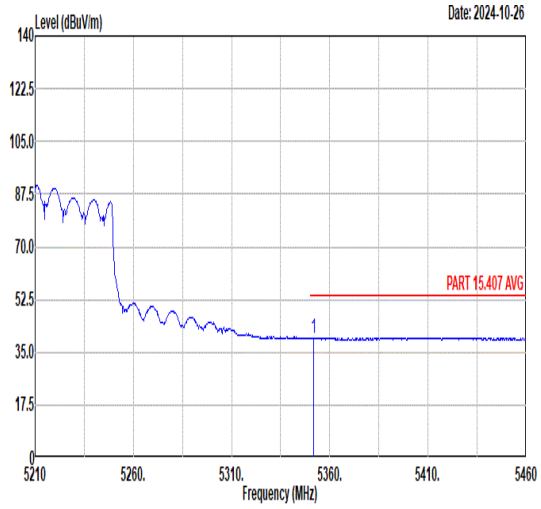 Freq Level Limit Line Margin Read Level Ant Factor Cable Loss Preamp Factor APos TPos Remark MHz dBuV/m dBuV/m dB dBuV dB/m dB dB cm deg 1 5351.75 39.83 54.00 -14.17 29.28 34.78 8.33 32.56 319 285 AVERAGE	Blank

Mode	26	
	Band Edge - L	
	U-NII-2A_5.25-5.35_802.11ax HE80_CH58_Full RU_5290MHz	
ANT	CDD 5+6	
Pol.	Horizontal	Fundamental
Peak	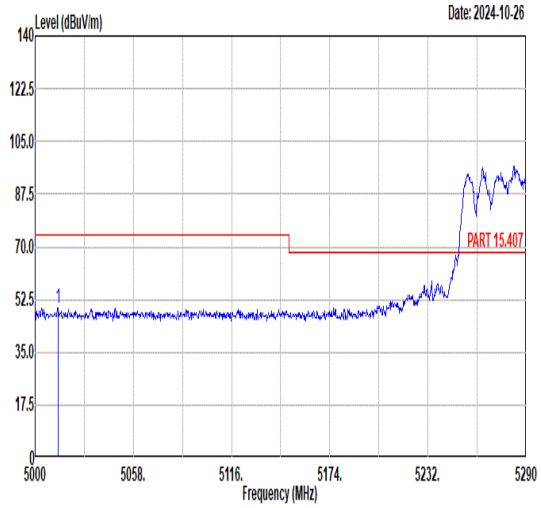 Freq Level Limit Line Margin Read Level Ant Factor Cable Loss Preamp Factor APos TPos Remark MHz dBuV/m dBuV/m dB dBuV dB/m dB dB cm deg 1 5013.63 49.79 74.00 -24.21 40.15 34.51 7.83 32.70 400 53 PEAK	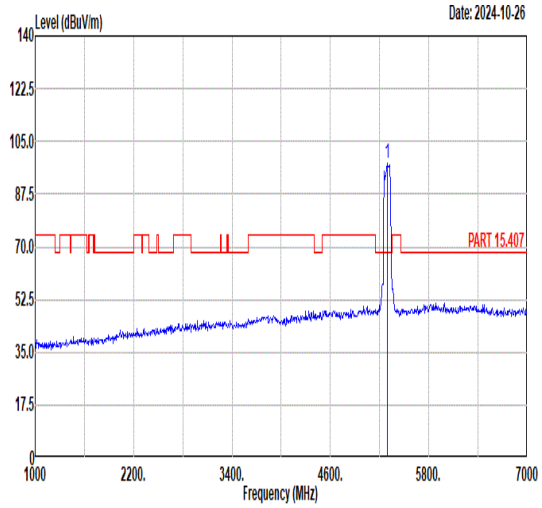 Freq Level Limit Line Margin Read Level Ant Factor Cable Loss Preamp Factor APos TPos Remark MHz dBuV/m dBuV/m dB dBuV dB/m dB dB cm deg 1 5290.00 97.66 ------ ------ 87.34 34.73 8.17 32.58 400 53 PEAK
Avg	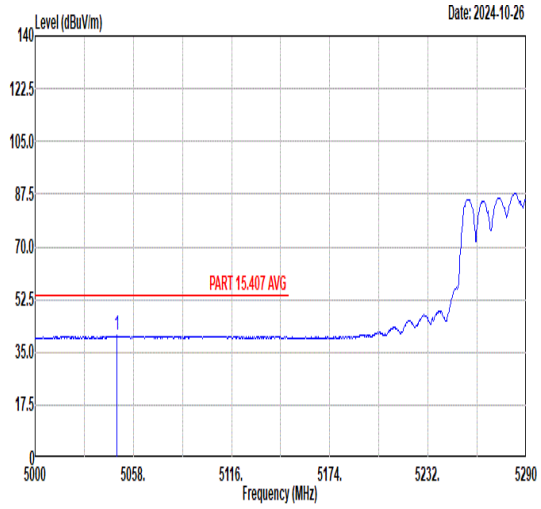 Freq Level Limit Line Margin Read Level Ant Factor Cable Loss Preamp Factor APos TPos Remark MHz dBuV/m dBuV/m dB dBuV dB/m dB dB cm deg 1 5048.43 40.42 54.00 -13.58 30.71 34.54 7.85 32.68 400 53 AVERAGE	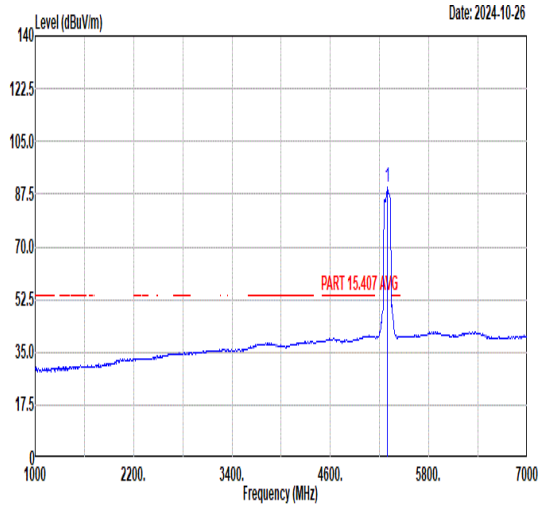 Freq Level Limit Line Margin Read Level Ant Factor Cable Loss Preamp Factor APos TPos Remark MHz dBuV/m dBuV/m dB dBuV dB/m dB dB cm deg 1 5290.00 89.57 ------ ------ 79.25 34.73 8.17 32.58 400 53 AVERAGE

Mode	26	
	Band Edge - R	
	U-NII-2A_5.25-5.35_802.11ax HE80_CH58_Full RU_5290MHz	
ANT	CDD 5+6	
Pol.	Horizontal	Fundamental
Peak	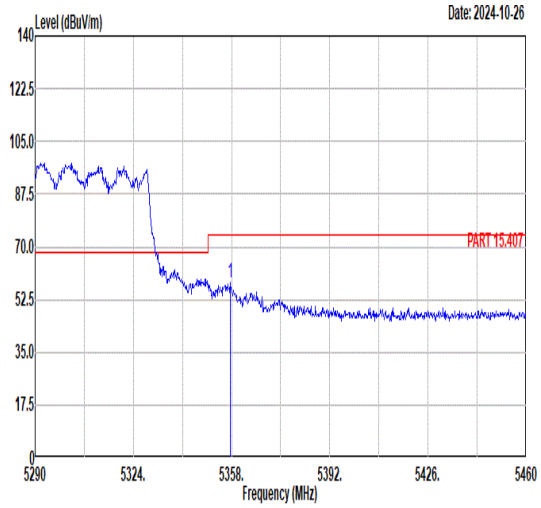 Freq Level Limit Line Margin Read Level Ant Factor Cable Loss Preamp Factor APos TPos Remark MHz dBuV/m dBuV/m dB dBuV dB/m dB dB cm deg 1 5357.49 57.99 74.00 -16.01 47.41 34.78 8.35 32.55 400 53 PEAK	Blank
Avg	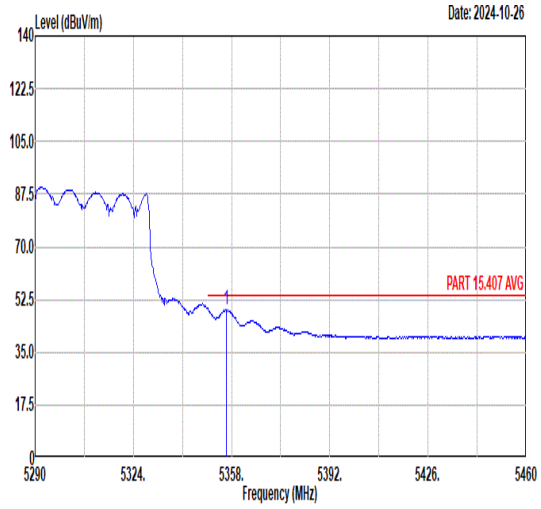 Freq Level Limit Line Margin Read Level Ant Factor Cable Loss Preamp Factor APos TPos Remark MHz dBuV/m dBuV/m dB dBuV dB/m dB dB cm deg 1 5356.30 49.02 54.00 -4.98 38.45 34.78 8.34 32.55 400 53 AVERAGE	Blank

Mode	26	
	Band Edge - L	
	U-NII-2A_5.25-5.35_802.11ax HE80_CH58_Full RU_5290MHz	
ANT	CDD 5+6	
Pol.	Vertical	Fundamental
Peak	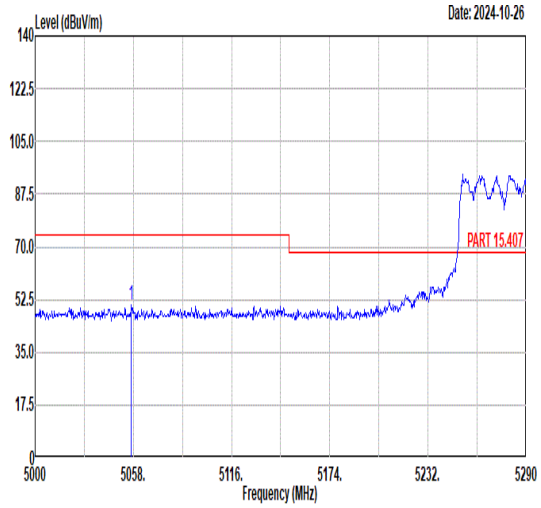 Freq Level Limit Line Margin Read Level Ant Factor Cable Loss Preamp Factor APos TPos Remark MHz dBuV/m dBuV/m dB dBuV dB/m dB dB cm deg 1 5056.84 50.66 74.00 -23.34 40.93 34.55 7.86 32.68 400 271 PEAK	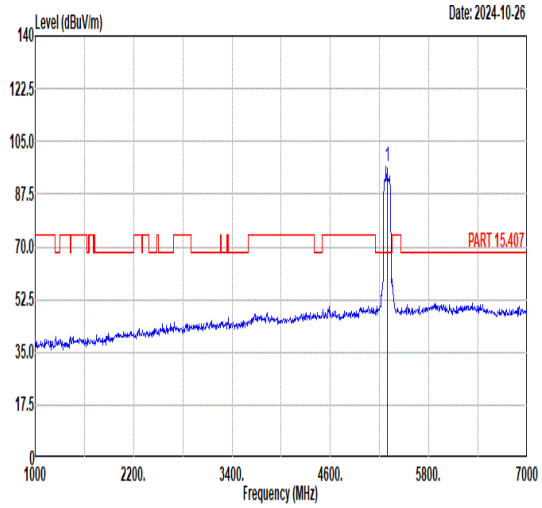 Freq Level Limit Line Margin Read Level Ant Factor Cable Loss Preamp Factor APos TPos Remark MHz dBuV/m dBuV/m dB dBuV dB/m dB dB cm deg 1 5290.00 96.56 ------ ------ 86.29 34.72 8.14 32.59 400 271 PEAK
Avg	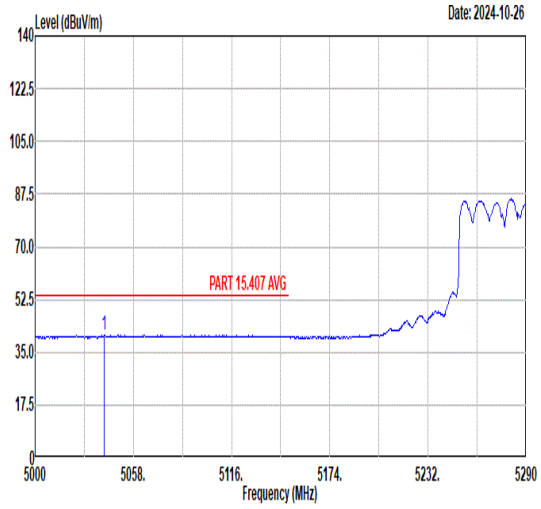 Freq Level Limit Line Margin Read Level Ant Factor Cable Loss Preamp Factor APos TPos Remark MHz dBuV/m dBuV/m dB dBuV dB/m dB dB cm deg 1 5040.89 40.62 54.00 -13.38 30.91 34.54 7.85 32.68 400 271 AVERAGE	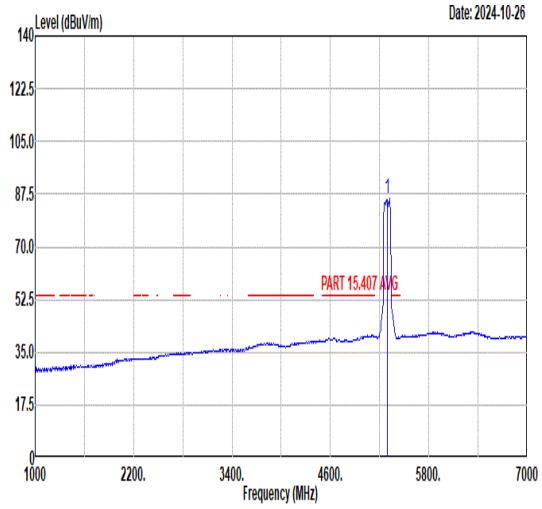 Freq Level Limit Line Margin Read Level Ant Factor Cable Loss Preamp Factor APos TPos Remark MHz dBuV/m dBuV/m dB dBuV dB/m dB dB cm deg 1 5290.00 86.00 ------ ------ 75.55 34.76 8.26 32.57 400 271 AVERAGE

Mode	26	
	Band Edge - R	
	U-NII-2A_5.25-5.35_802.11ax HE80_CH58_Full RU_5290MHz	
ANT	CDD 5+6	
Pol.	Vertical	Fundamental
Peak	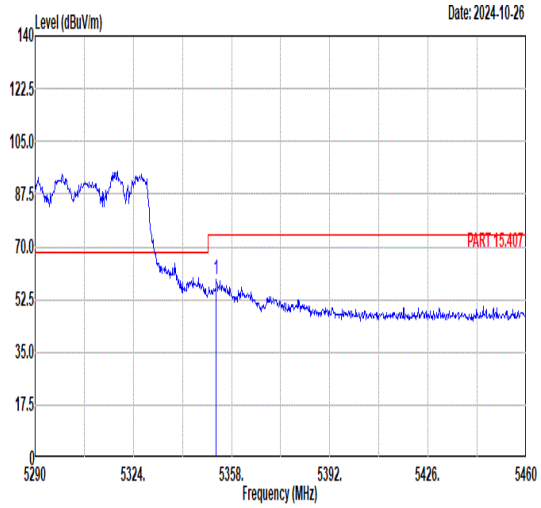 Freq Level Limit Line Margin Read Level Ant Factor Cable Loss Preamp Factor APos TPos Remark MHz dBuV/m dBuV/m dB dBuV dB/m dB dB cm deg 1 5352.73 59.05 74.00 -14.95 48.49 34.78 8.34 32.56 400 271 PEAK	Blank
Avg	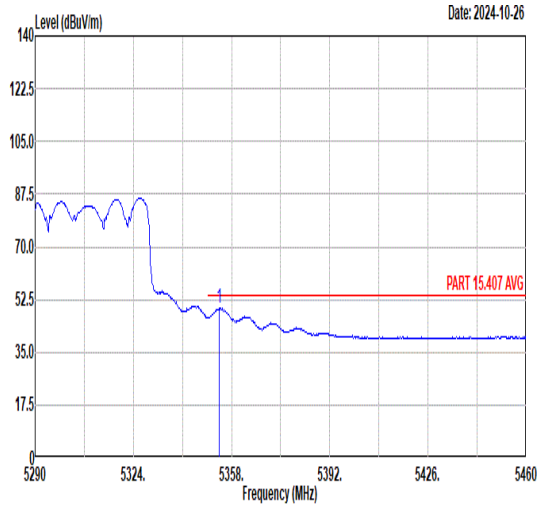 Freq Level Limit Line Margin Read Level Ant Factor Cable Loss Preamp Factor APos TPos Remark MHz dBuV/m dBuV/m dB dBuV dB/m dB dB cm deg 1 5353.75 49.61 54.00 -4.39 39.05 34.78 8.34 32.56 400 271 AVERAGE	Blank

Mode	27	
	Band Edge - L	
	U-NII-2C_5.47-5.725_802.11ax HE80_CH106_Full RU_5530MHz	
ANT	CDD 5+6	
Pol.	Horizontal	Fundamental
Peak	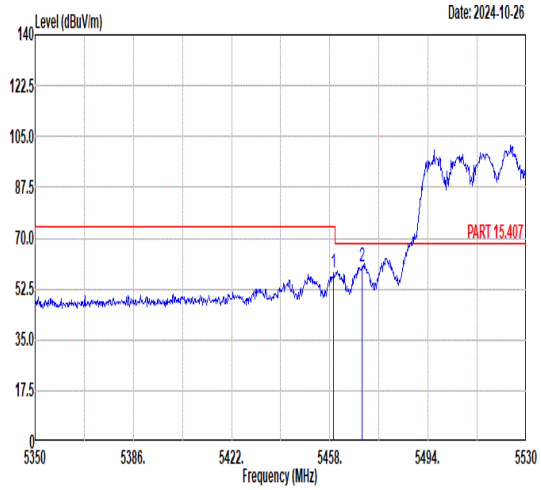 Freq Level Limit Line Margin Read Level Ant Factor Cable Loss Preamp Factor APos TPos Remark MHz dBuV/m dBuV/m dB dBuV dB/m dB dB cm deg 1 5459.44 57.98 74.00 -16.02 47.22 34.86 8.41 32.51 300 60 PEAK 2 5469.88 59.98 68.30 -8.32 49.22 34.87 8.40 32.51 300 60 PEAK	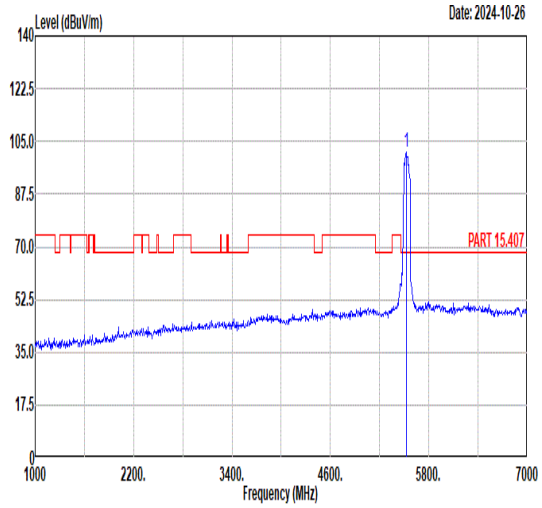 Freq Level Limit Line Margin Read Level Ant Factor Cable Loss Preamp Factor APos TPos Remark MHz dBuV/m dBuV/m dB dBuV dB/m dB dB cm deg 1 5530.00 101.29 ------ ------ 90.56 34.91 8.32 32.50 300 60 PEAK
Avg	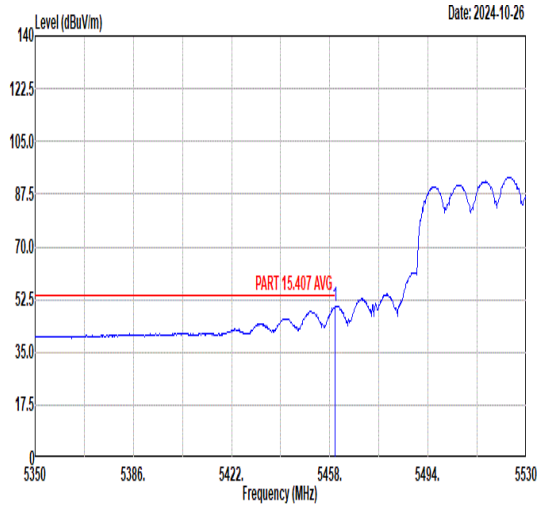 Freq Level Limit Line Margin Read Level Ant Factor Cable Loss Preamp Factor APos TPos Remark MHz dBuV/m dBuV/m dB dBuV dB/m dB dB cm deg 1 5459.98 50.09 54.00 -3.91 39.33 34.86 8.41 32.51 300 60 AVERAGE	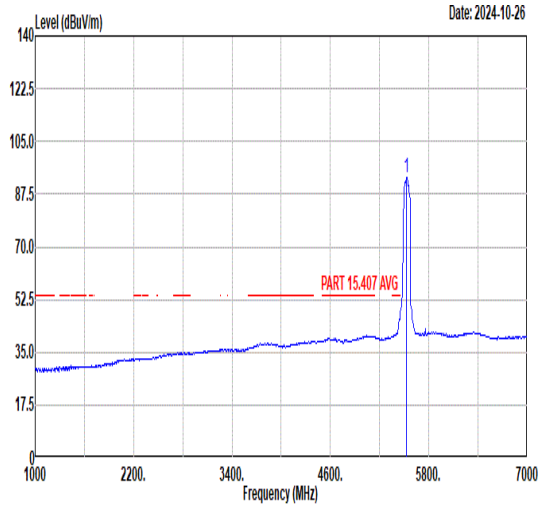 Freq Level Limit Line Margin Read Level Ant Factor Cable Loss Preamp Factor APos TPos Remark MHz dBuV/m dBuV/m dB dBuV dB/m dB dB cm deg 1 5530.00 93.22 ------ ------ 82.49 34.91 8.32 32.50 300 60 AVERAGE

Mode	27	
	Band Edge - R	
	U-NII-2C_5.47-5.725_802.11ax HE80_CH106_Full RU_5530MHz	
ANT	CDD 5+6	
Pol.	Horizontal	Fundamental
Peak	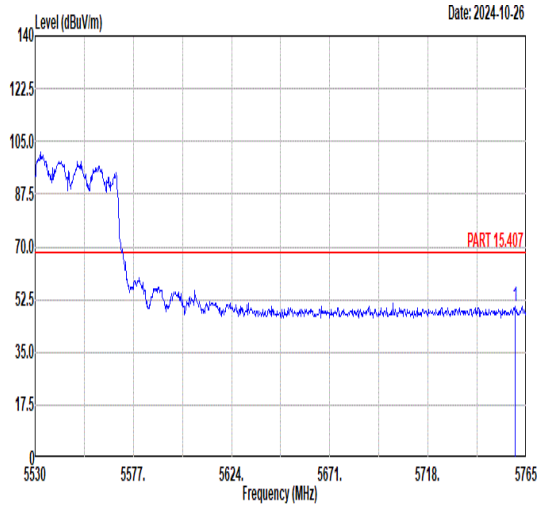 Freq Level Limit Line Margin Read Level Ant Factor Cable Loss Preamp Factor APos TPos Remark MHz dBuV/m dBuV/m dB dBuV dB/m dB dB cm deg 1 5759.60 50.11 68.30 -18.19 38.76 35.05 8.80 32.50 300 60 PEAK	Blank

Mode	27	
	Band Edge - L	
	U-NII-2C_5.47-5.725_802.11ax HE80_CH106_Full RU_5530MHz	
ANT	CDD 5+6	
Pol.	Vertical	Fundamental
Peak	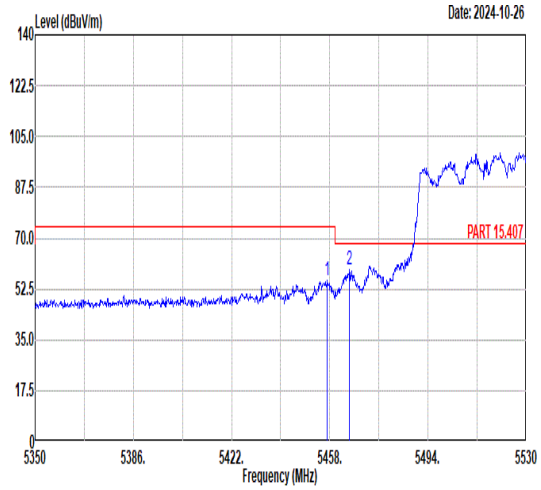 Freq Level Limit Line Margin Read Level Ant Factor Cable Loss Preamp Factor APos TPos Remark MHz dBuV/m dBuV/m dB dBuV dB/m dB dB cm deg 1 5457.10 55.59 74.00 -18.41 44.83 34.86 8.41 32.51 178 360 PEAK 2 5465.20 59.07 68.30 -9.23 48.31 34.87 8.40 32.51 178 360 PEAK	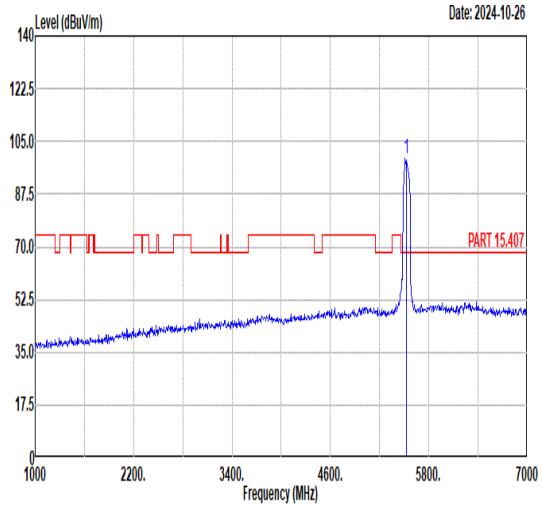 Freq Level Limit Line Margin Read Level Ant Factor Cable Loss Preamp Factor APos TPos Remark MHz dBuV/m dBuV/m dB dBuV dB/m dB dB cm deg 1 5530.00 99.14 ------ ------ 88.40 34.90 8.34 32.50 178 360 PEAK
Avg	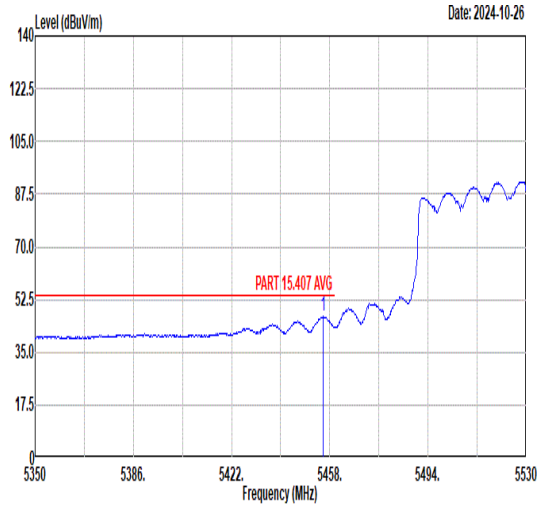 Freq Level Limit Line Margin Read Level Ant Factor Cable Loss Preamp Factor APos TPos Remark MHz dBuV/m dBuV/m dB dBuV dB/m dB dB cm deg 1 5455.66 46.82 54.00 -7.18 36.05 34.86 8.42 32.51 178 360 AVERAGE	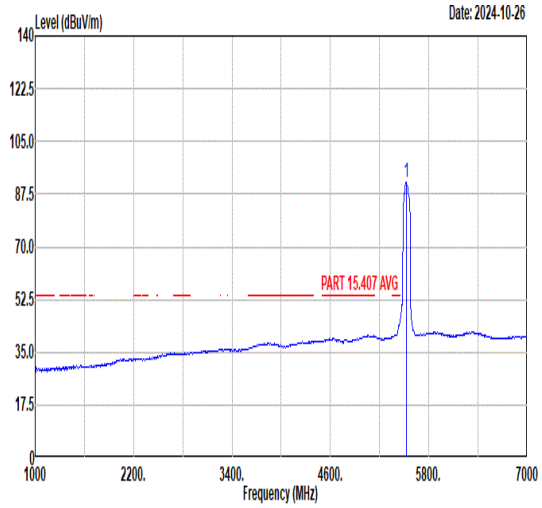 Freq Level Limit Line Margin Read Level Ant Factor Cable Loss Preamp Factor APos TPos Remark MHz dBuV/m dBuV/m dB dBuV dB/m dB dB cm deg 1 5530.00 91.62 ------ ------ 80.88 34.92 8.32 32.50 178 360 AVERAGE

Mode	27	
	Band Edge - R	
	U-NII-2C_5.47-5.725_802.11ax HE80_CH106_Full RU_5530MHz	
ANT	CDD 5+6	
Pol.	Vertical	Fundamental
Peak	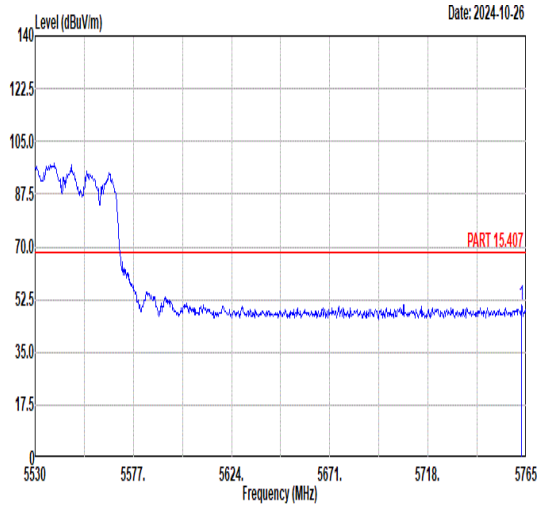 Freq Level Limit Line Margin Read Level Ant Factor Cable Loss Preamp Factor APos TPos Remark MHz dBuV/m dBuV/m dB dBuV dB/m dB dB cm deg 1 5762.89 50.50 68.30 -17.80 39.13 35.06 8.81 32.50 178 360 PEAK	Blank

Mode	28	
	Band Edge - L	
	U-NII-2C_5.47-5.725_802.11ax HE80_CH122_Full RU_5610MHz	
ANT	CDD 5+6	
Pol.	Horizontal	Fundamental
Peak	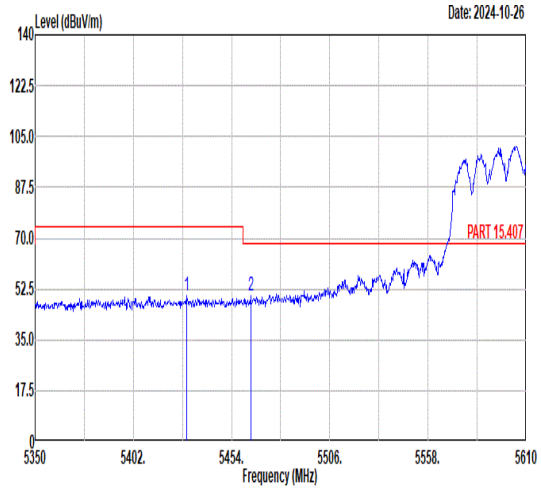 Freq Level Limit Line Margin Read Level Ant Factor Cable Loss Preamp Factor APos TPos Remark MHz dBuV/m dBuV/m dB dBuV dB/m dB dB cm deg 1 5430.08 50.26 74.00 -23.74 39.49 34.84 8.45 32.52 300 54 PEAK 2 5464.14 50.37 68.30 -17.93 39.61 34.87 8.40 32.51 300 54 PEAK	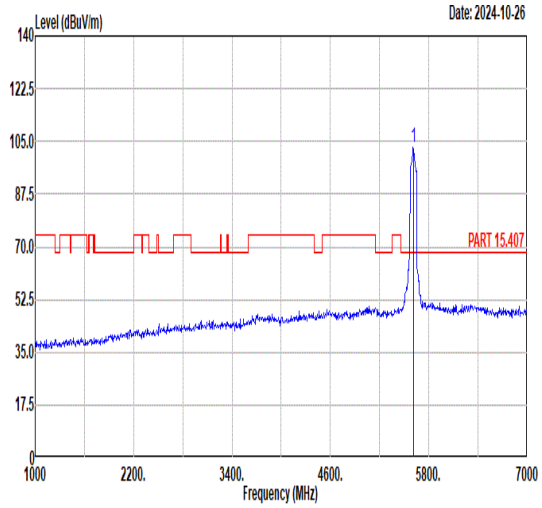 Freq Level Limit Line Margin Read Level Ant Factor Cable Loss Preamp Factor APos TPos Remark MHz dBuV/m dBuV/m dB dBuV dB/m dB dB cm deg 1 5610.00 103.25 ------ ------ 92.55 34.96 8.24 32.50 300 54 PEAK
Avg	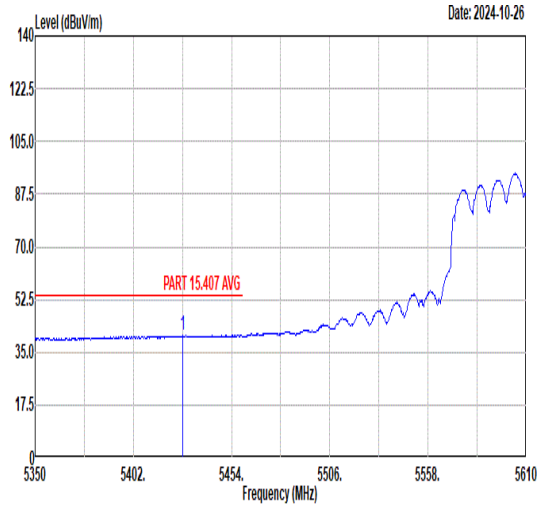 Freq Level Limit Line Margin Read Level Ant Factor Cable Loss Preamp Factor APos TPos Remark MHz dBuV/m dBuV/m dB dBuV dB/m dB dB cm deg 1 5428.00 40.61 54.00 -13.39 29.84 34.84 8.45 32.52 300 54 AVERAGE	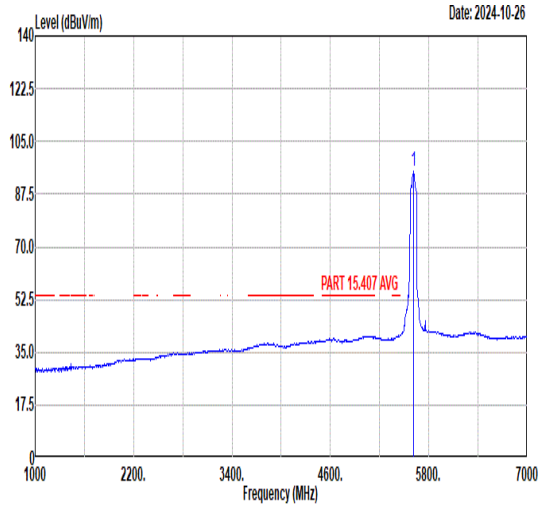 Freq Level Limit Line Margin Read Level Ant Factor Cable Loss Preamp Factor APos TPos Remark MHz dBuV/m dBuV/m dB dBuV dB/m dB dB cm deg 1 5610.00 95.17 ------ ------ 84.44 34.97 8.26 32.50 300 54 AVERAGE

Mode	28	
	Band Edge - R	
	U-NII-2C_5.47-5.725_802.11ax HE80_CH122_Full RU_5610MHz	
ANT	CDD 5+6	
Pol.	Horizontal	Fundamental
Peak	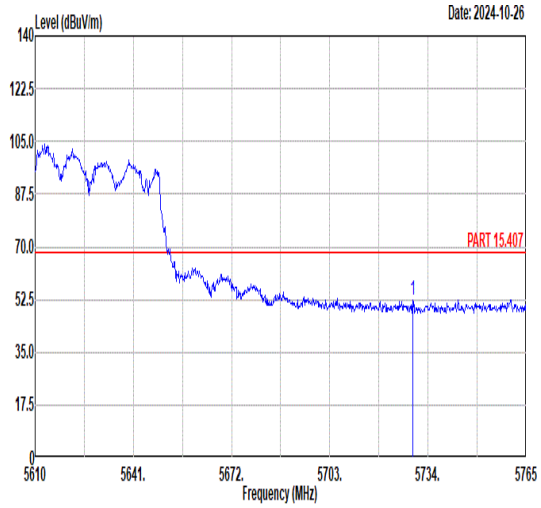 Freq Level Limit Line Margin Read Level Ant Factor Cable Loss Preamp Factor APos TPos Remark MHz dBuV/m dBuV/m dB dBuV dB/m dB dB cm deg 1 5729.20 52.46 68.30 -15.84 41.23 35.04 8.69 32.50 300 54 PEAK	Blank

Mode	28	
	Band Edge - L	
	U-NII-2C_5.47-5.725_802.11ax HE80_CH122_Full RU_5610MHz	
ANT	CDD 5+6	
Pol.	Vertical	Fundamental
Peak	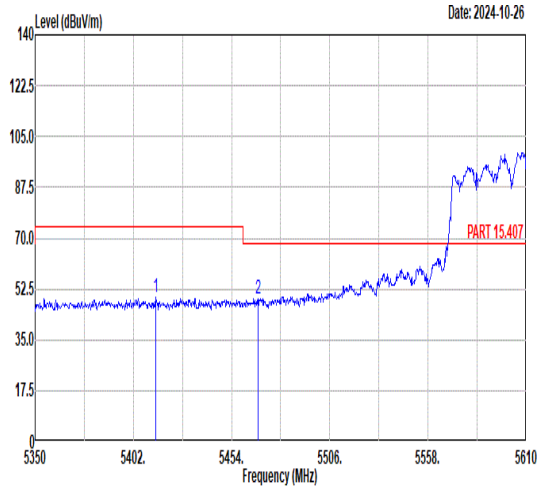 Freq Level Limit Line Margin Read Level Ant Factor Cable Loss Preamp Factor APos TPos Remark MHz dBuV/m dBuV/m dB dBuV dB/m dB dB cm deg 1 5413.70 49.70 74.00 -24.30 38.93 34.83 8.47 32.53 100 342 PEAK 2 5468.04 49.05 68.30 -19.25 38.29 34.87 8.40 32.51 100 342 PEAK	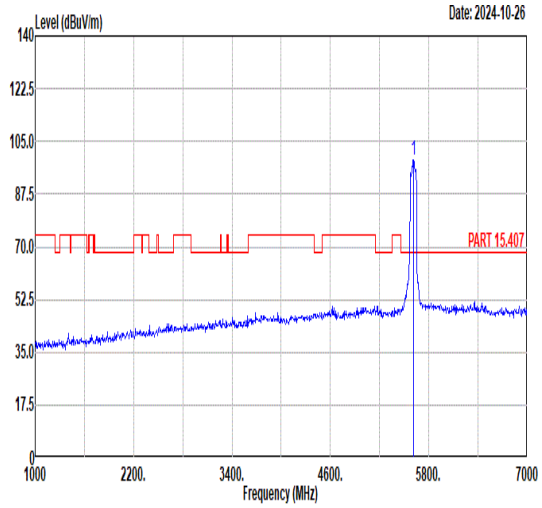 Freq Level Limit Line Margin Read Level Ant Factor Cable Loss Preamp Factor APos TPos Remark MHz dBuV/m dBuV/m dB dBuV dB/m dB dB cm deg 1 5610.00 98.62 ------ ------ 87.89 34.97 8.26 32.50 100 342 PEAK
Avg	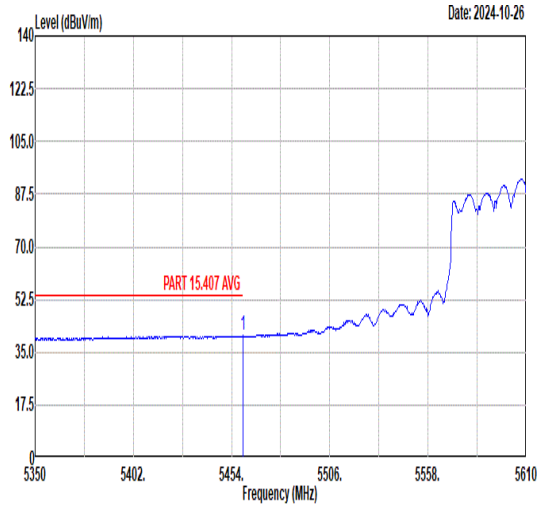 Freq Level Limit Line Margin Read Level Ant Factor Cable Loss Preamp Factor APos TPos Remark MHz dBuV/m dBuV/m dB dBuV dB/m dB dB cm deg 1 5459.98 40.46 54.00 -13.54 29.70 34.86 8.41 32.51 100 342 AVERAGE	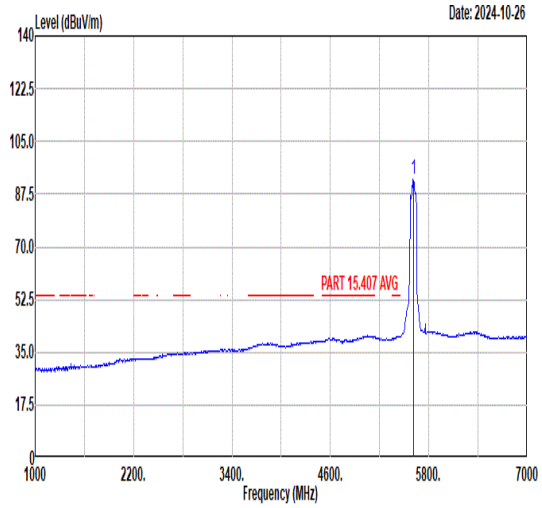 Freq Level Limit Line Margin Read Level Ant Factor Cable Loss Preamp Factor APos TPos Remark MHz dBuV/m dBuV/m dB dBuV dB/m dB dB cm deg 1 5610.00 92.39 ------ ------ 81.69 34.96 8.24 32.50 100 342 AVERAGE

Mode	28	
	Band Edge - R	
	U-NII-2C_5.47-5.725_802.11ax HE80_CH122_Full RU_5610MHz	
ANT	CDD 5+6	
Pol.	Vertical	Fundamental
Peak	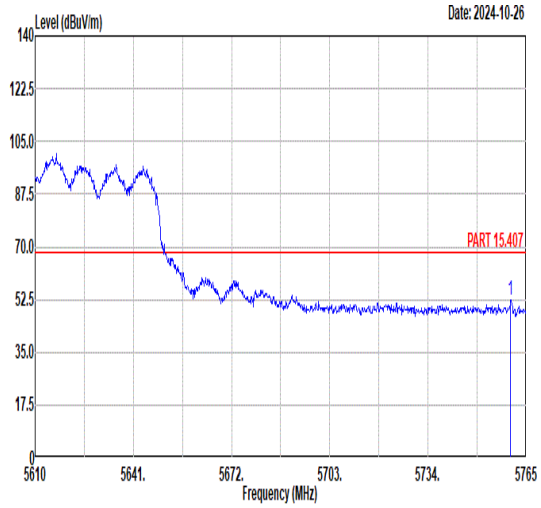 Freq Level Limit Line Margin Read Level Ant Factor Cable Loss Preamp Factor APos TPos Remark MHz dBuV/m dBuV/m dB dBuV dB/m dB dB cm deg 1 5760.04 52.04 68.30 -16.26 40.68 35.06 8.80 32.50 100 342 PEAK	Blank

Mode	29	
	Band Edge - L	
	U-NII-2A_5.25-5.35_802.11ax HE160_CH50_Full RU_5250MHz	
ANT	CDD 5+6	
Pol.	Horizontal	Fundamental
Peak	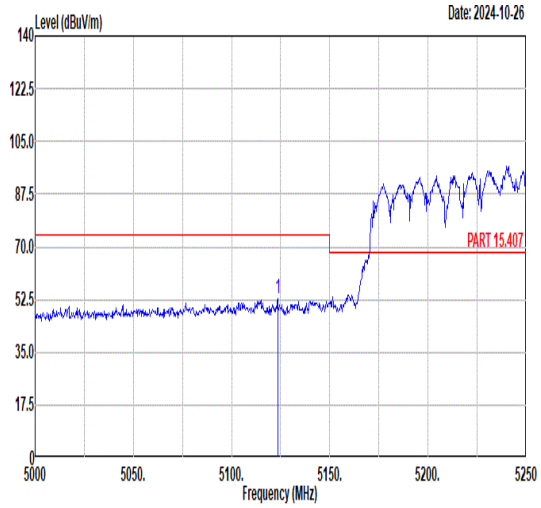 Freq Level Limit Line Margin Read Level Ant Factor Cable Loss Preamp Factor APos TPos Remark MHz dBuV/m dBuV/m dB dBuV dB/m dB dB cm deg 1 5123.50 52.96 74.00 -21.04 43.11 34.60 7.90 32.65 148 360 PEAK	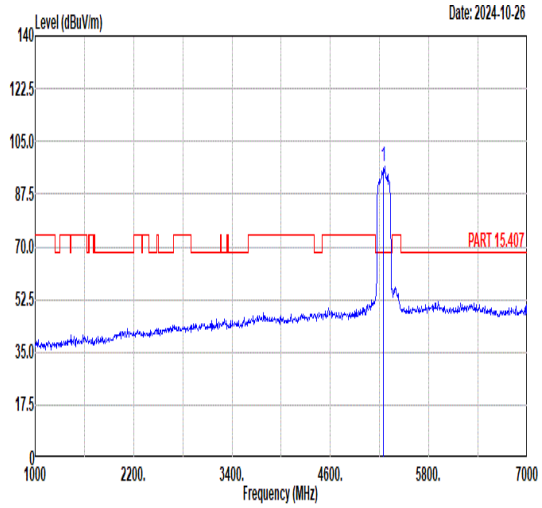 Freq Level Limit Line Margin Read Level Ant Factor Cable Loss Preamp Factor APos TPos Remark MHz dBuV/m dBuV/m dB dBuV dB/m dB dB cm deg 1 5250.00 96.88 ------ ------ 86.66 34.71 8.10 32.59 148 360 PEAK
Avg	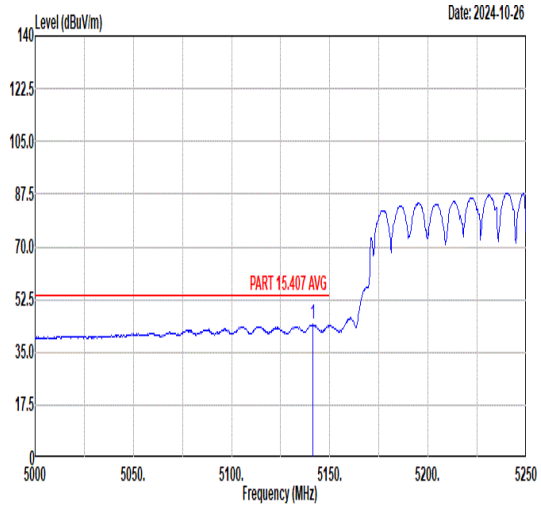 Freq Level Limit Line Margin Read Level Ant Factor Cable Loss Preamp Factor APos TPos Remark MHz dBuV/m dBuV/m dB dBuV dB/m dB dB cm deg 1 5141.50 44.36 54.00 -9.64 34.48 34.61 7.91 32.64 148 360 AVERAGE	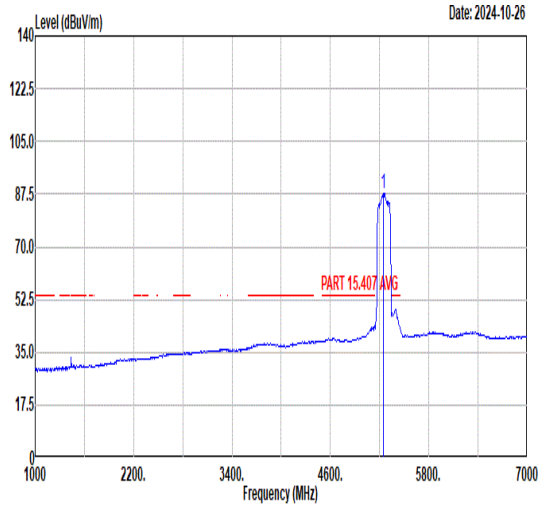 Freq Level Limit Line Margin Read Level Ant Factor Cable Loss Preamp Factor APos TPos Remark MHz dBuV/m dBuV/m dB dBuV dB/m dB dB cm deg 1 5250.00 87.93 ------ ------ 77.71 34.71 8.10 32.59 148 360 AVERAGE

Mode	29	
	Band Edge - R	
	U-NII-2A_5.25-5.35_802.11ax HE160_CH50_Full RU_5250MHz	
ANT	CDD 5+6	
Pol.	Horizontal	Fundamental
Peak	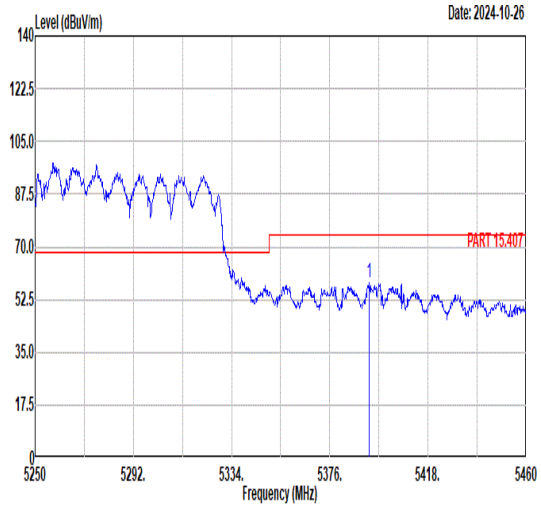 Freq Level Limit Line Margin Read Level Ant Factor Cable Loss Preamp Factor APos TPos Remark MHz dBuV/m dBuV/m dB dBuV dB/m dB dB cm deg 1 5392.80 57.86 74.00 -16.14 47.15 34.81 8.44 32.54 148 360 PEAK	Blank
Avg	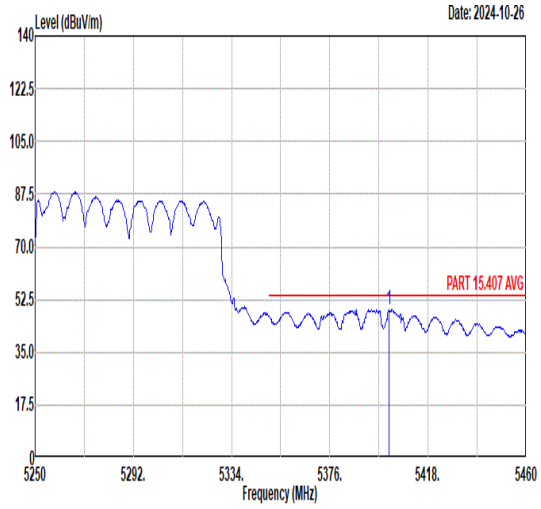 Freq Level Limit Line Margin Read Level Ant Factor Cable Loss Preamp Factor APos TPos Remark MHz dBuV/m dBuV/m dB dBuV dB/m dB dB cm deg 1 5401.20 49.22 54.00 -4.78 38.48 34.82 8.46 32.54 148 360 AVERAGE	Blank

Mode	29	
	Band Edge - L	
	U-NII-2A_5.25-5.35_802.11ax HE160_CH50_Full RU_5250MHz	
ANT	CDD 5+6	
Pol.	Vertical	Fundamental
Peak	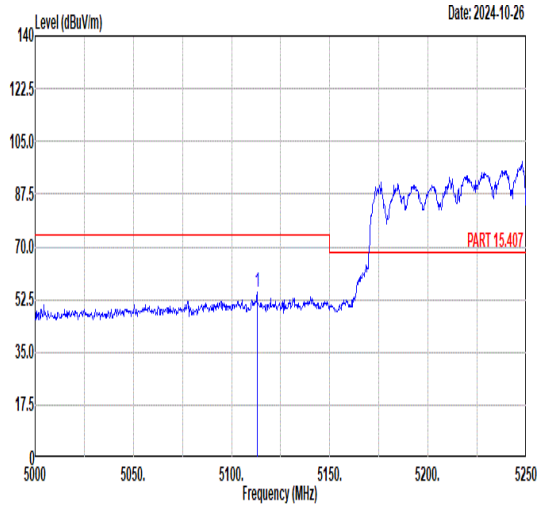 Freq Level Limit Line Margin Read Level Ant Factor Cable Loss Preamp Factor APos TPos Remark MHz dBuV/m dBuV/m dB dBuV dB/m dB dB cm deg 1 5113.00 54.77 74.00 -19.23 44.94 34.59 7.89 32.65 165 289 PEAK	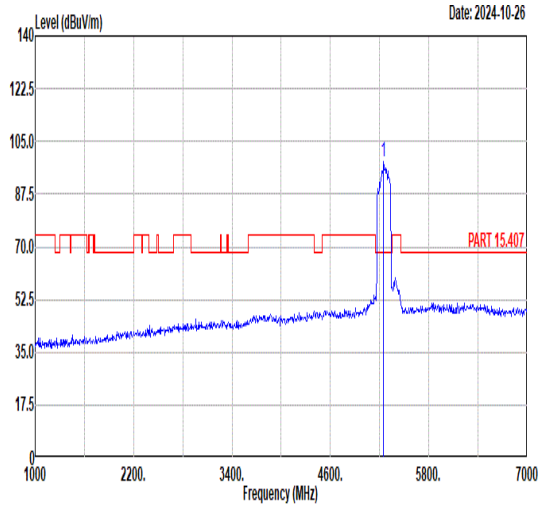 Freq Level Limit Line Margin Read Level Ant Factor Cable Loss Preamp Factor APos TPos Remark MHz dBuV/m dBuV/m dB dBuV dB/m dB dB cm deg 1 5250.00 98.45 ------ ------ 88.29 34.70 8.06 32.60 165 289 PEAK
Avg	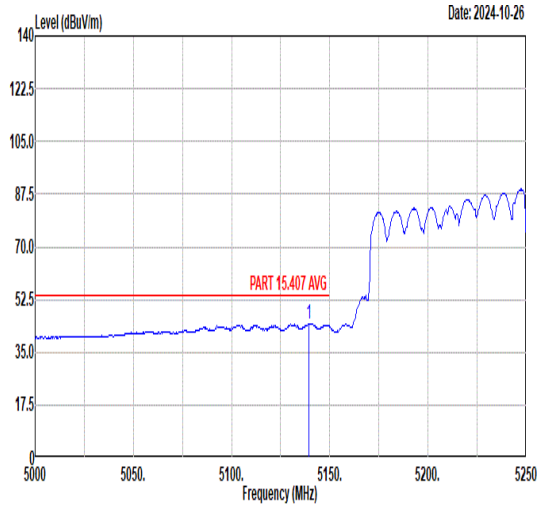 Freq Level Limit Line Margin Read Level Ant Factor Cable Loss Preamp Factor APos TPos Remark MHz dBuV/m dBuV/m dB dBuV dB/m dB dB cm deg 1 5139.50 44.47 54.00 -9.53 34.59 34.61 7.91 32.64 165 289 AVERAGE	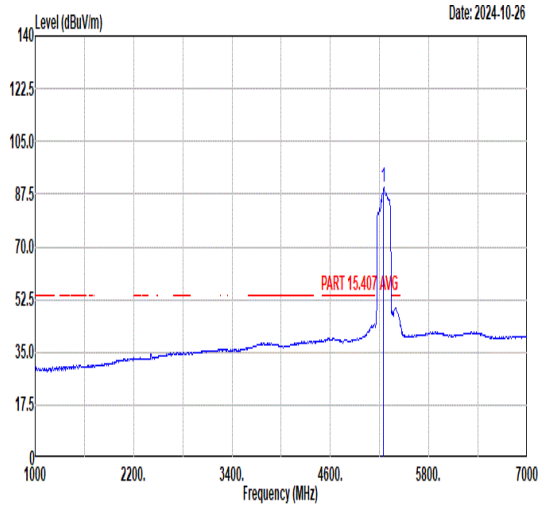 Freq Level Limit Line Margin Read Level Ant Factor Cable Loss Preamp Factor APos TPos Remark MHz dBuV/m dBuV/m dB dBuV dB/m dB dB cm deg 1 5250.00 89.67 ------ ------ 79.50 34.70 8.07 32.60 165 289 AVERAGE

Mode	29	
	Band Edge - R	
	U-NII-2A_5.25-5.35_802.11ax HE160_CH50_Full RU_5250MHz	
ANT	CDD 5+6	
Pol.	Vertical	Fundamental
Peak	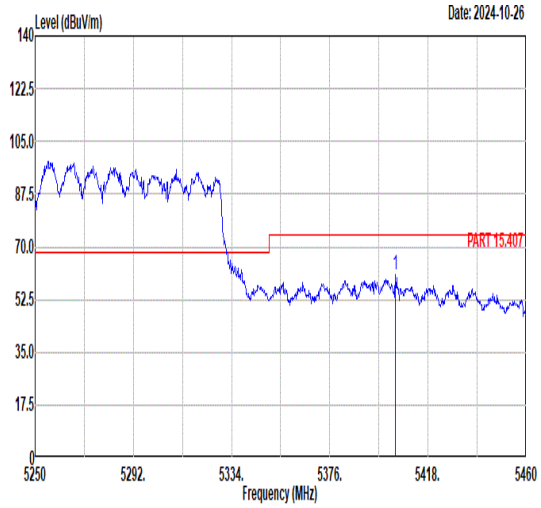 Freq Level Limit Line Margin Read Level Ant Factor Cable Loss Preamp Factor APos TPos Remark MHz dBuV/m dBuV/m dB dBuV dB/m dB dB cm deg 1 5404.14 60.55 74.00 -13.45 49.79 34.82 8.47 32.53 165 289 PEAK	Blank
Avg	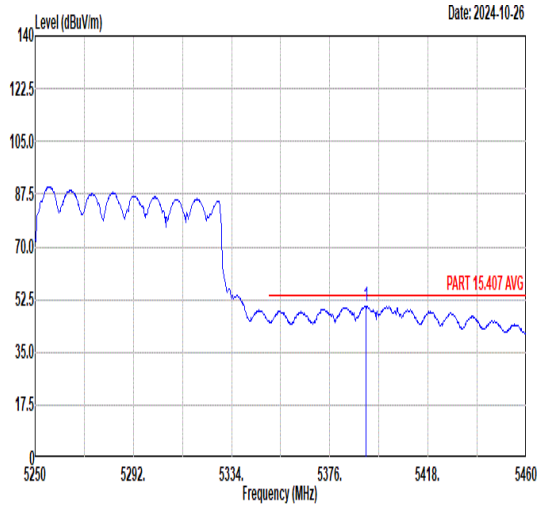 Freq Level Limit Line Margin Read Level Ant Factor Cable Loss Preamp Factor APos TPos Remark MHz dBuV/m dBuV/m dB dBuV dB/m dB dB cm deg 1 5391.54 50.41 54.00 -3.59 39.70 34.81 8.44 32.54 165 289 AVERAGE	Blank

Mode	30	
	Band Edge - L	
	U-NII-2C_5.47-5.725_802.11ax HE160_CH114_Full RU_5570MHz	
ANT	CDD 5+6	
Pol.	Horizontal	Fundamental
Peak	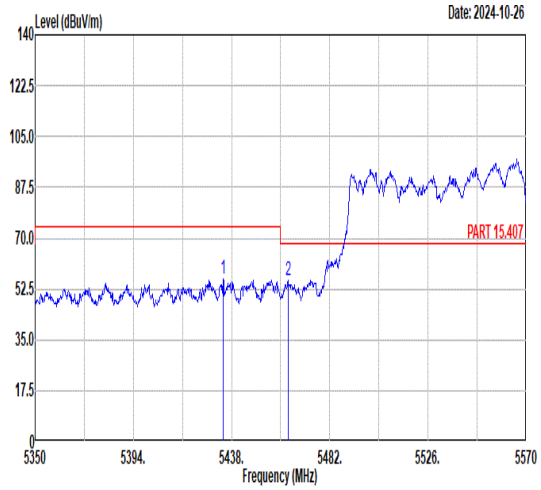 Freq Level Limit Line Margin Read Level Ant Factor Cable Loss Preamp Factor APos TPos Remark MHz dBuV/m dBuV/m dB dBuV dB/m dB dB cm deg 1 5434.26 56.15 74.00 -17.85 45.39 34.84 8.44 32.52 400 48 PEAK 2 5463.30 55.43 68.30 -12.87 44.67 34.87 8.40 32.51 400 48 PEAK	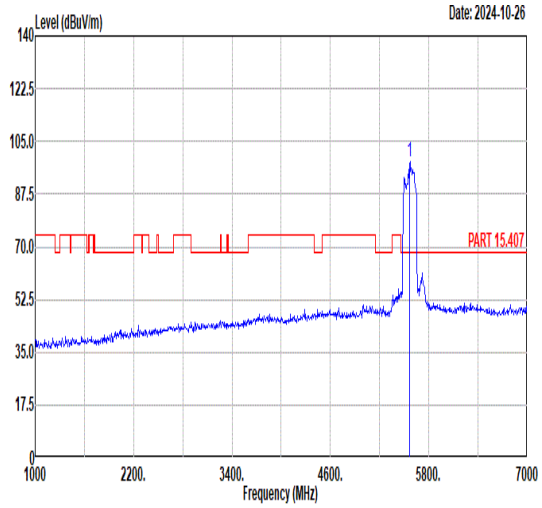 Freq Level Limit Line Margin Read Level Ant Factor Cable Loss Preamp Factor APos TPos Remark MHz dBuV/m dBuV/m dB dBuV dB/m dB dB cm deg 1 5570.00 98.13 ------ ------ 87.43 34.94 8.26 32.50 400 48 PEAK
Avg	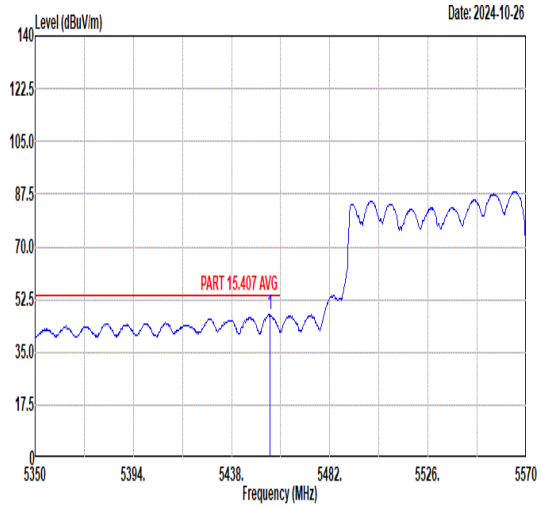 Freq Level Limit Line Margin Read Level Ant Factor Cable Loss Preamp Factor APos TPos Remark MHz dBuV/m dBuV/m dB dBuV dB/m dB dB cm deg 1 5455.16 47.43 54.00 -6.57 36.66 34.86 8.42 32.51 400 48 AVERAGE	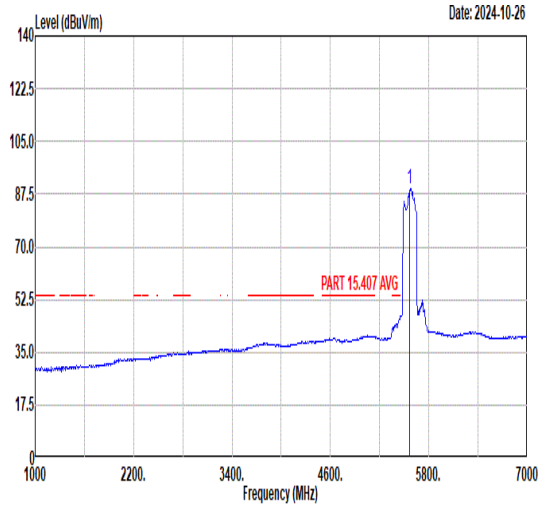 Freq Level Limit Line Margin Read Level Ant Factor Cable Loss Preamp Factor APos TPos Remark MHz dBuV/m dBuV/m dB dBuV dB/m dB dB cm deg 1 5570.00 89.53 ------ ------ 78.83 34.94 8.26 32.50 400 48 AVERAGE

Mode	30	
	Band Edge - R	
	U-NII-2C_5.47-5.725_802.11ax HE160_CH114_Full RU_5570MHz	
ANT	CDD 5+6	
Pol.	Horizontal	Fundamental
Peak	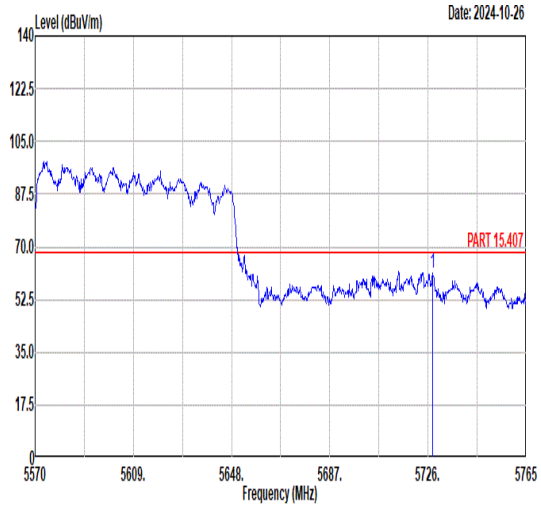 Freq Level Limit Line Margin Read Level Ant Factor Cable Loss Preamp Factor APos TPos Remark MHz dBuV/m dBuV/m dB dBuV dB/m dB dB cm deg 1 5727.76 61.02 68.30 -7.28 49.80 35.04 8.68 32.50 400 48 PEAK	Blank

Mode	30	
	Band Edge - L	
	U-NII-2C_5.47-5.725_802.11ax HE160_CH114_Full RU_5570MHz	
ANT	CDD 5+6	
Pol.	Vertical	Fundamental
Peak	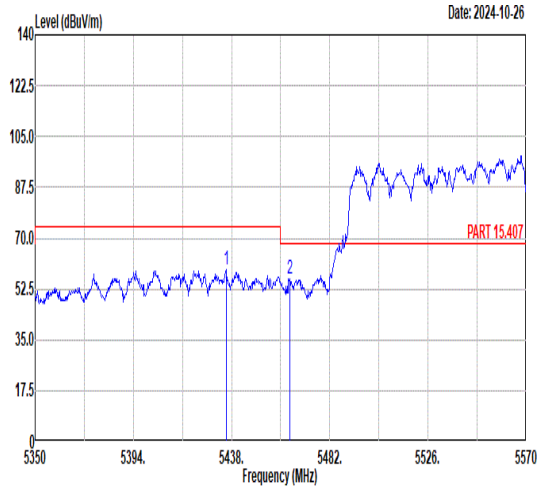 Freq Level Limit Line Margin Read Level Ant Factor Cable Loss Preamp Factor APos TPos Remark MHz dBuV/m dBuV/m dB dBuV dB/m dB dB cm deg 1 5435.58 59.04 74.00 -14.96 48.27 34.85 8.44 32.52 165 289 PEAK 2 5463.96 56.06 68.30 -12.24 45.30 34.87 8.40 32.51 165 289 PEAK	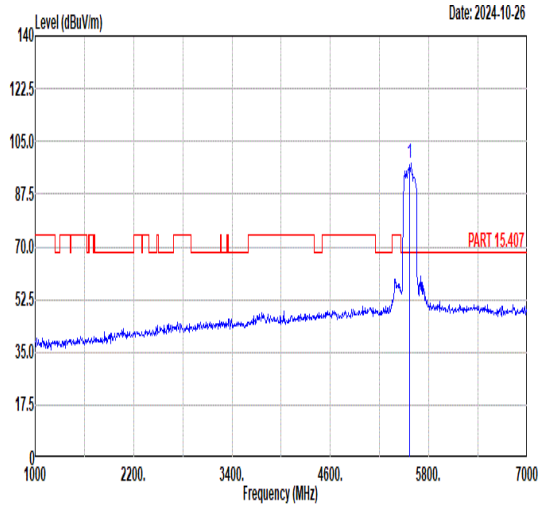 Freq Level Limit Line Margin Read Level Ant Factor Cable Loss Preamp Factor APos TPos Remark MHz dBuV/m dBuV/m dB dBuV dB/m dB dB cm deg 1 5570.00 97.60 ------ ------ 86.91 34.95 8.24 32.50 165 289 PEAK
Avg	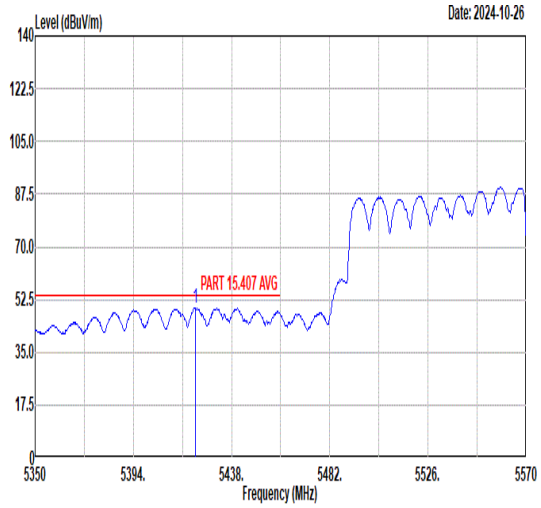 Freq Level Limit Line Margin Read Level Ant Factor Cable Loss Preamp Factor APos TPos Remark MHz dBuV/m dBuV/m dB dBuV dB/m dB dB cm deg 1 5421.72 49.63 54.00 -4.37 38.87 34.83 8.46 32.53 165 289 AVERAGE	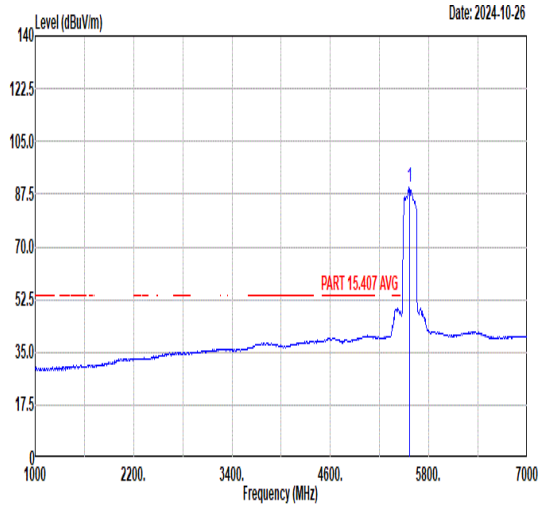 Freq Level Limit Line Margin Read Level Ant Factor Cable Loss Preamp Factor APos TPos Remark MHz dBuV/m dBuV/m dB dBuV dB/m dB dB cm deg 1 5570.00 89.67 ------ ------ 78.96 34.93 8.28 32.50 165 289 AVERAGE

Mode	30	
	Band Edge - R	
	U-NII-2C_5.47-5.725_802.11ax HE160_CH114_Full RU_5570MHz	
ANT	CDD 5+6	
Pol.	Vertical	Fundamental
Peak	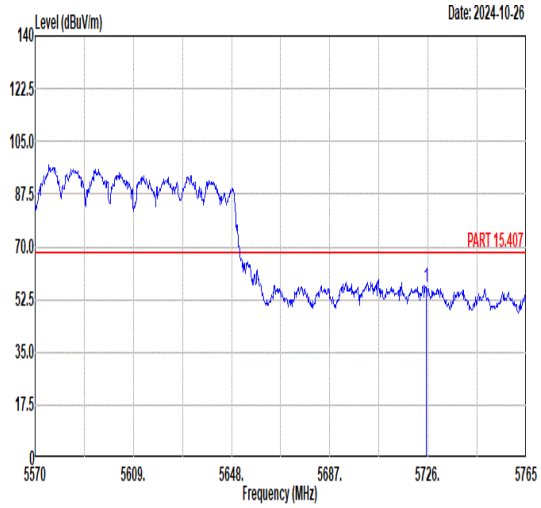 Freq Level Limit Line Margin Read Level Ant Factor Cable Loss Preamp Factor APos TPos Remark MHz dBuV/m dBuV/m dB dBuV dB/m dB dB cm deg 1 5725.22 56.59 68.30 -11.71 45.39 35.03 8.67 32.50 165 289 PEAK	Blank

Mode	31	
	Band Edge	
	Straddle channels_5.47-5.725_802.11ax HE20_CH144_5720MHz	
ANT	CDD 5+6	
Pol.	Horizontal	Fundamental
Peak Avg	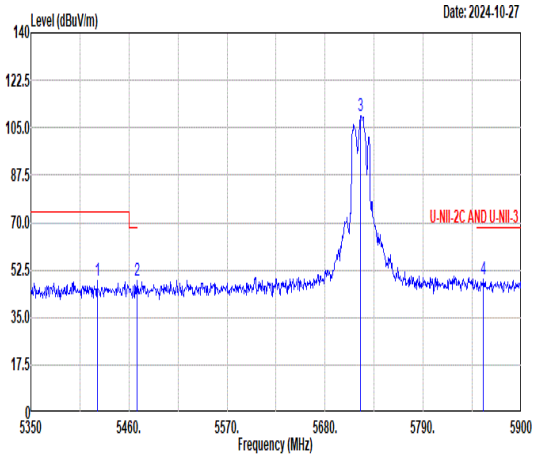 Freq Level Limit Line Margin Read Level Ant Factor Cable Loss Preamp Factor APos TPos Remark MHz dBuV/m dBuV/m dB dBuV dB/m dB dB cm deg 1 5424.25 48.37 74.00 -25.63 37.60 34.84 8.46 32.53 107 43 Peak 2 5468.80 48.44 68.30 -19.86 37.68 34.87 8.40 32.51 107 43 Peak 3 5720.00 109.57 ------ ------ 98.38 35.03 8.66 32.50 107 43 Peak 4 5857.65 49.03 68.30 -19.27 37.55 35.11 8.87 32.50 107 43 Peak	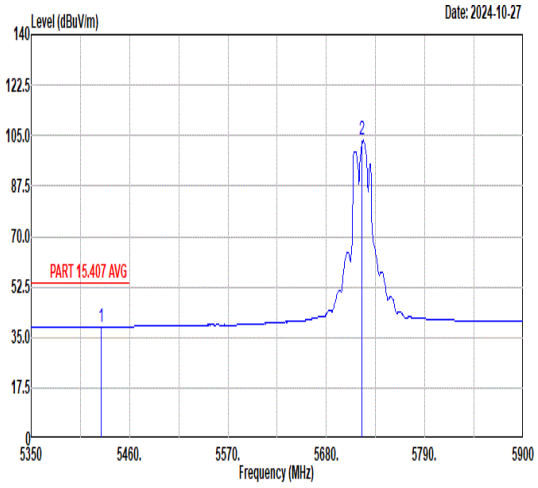 Freq Level Limit Line Margin Read Level Ant Factor Cable Loss Preamp Factor APos TPos Remark MHz dBuV/m dBuV/m dB dBuV dB/m dB dB cm deg 1 5428.10 38.79 54.00 -15.21 28.02 34.84 8.45 32.52 107 43 Peak 2 5720.00 103.30 ------ ------ 92.11 35.03 8.66 32.50 107 43 Average

Mode	31
	Band Edge
	Straddle channels_5.47-5.725_802.11ax HE20_CH144_5720MHz
ANT	CDD 5+6

Pol.	Vertical	Fundamental
Peak Avg	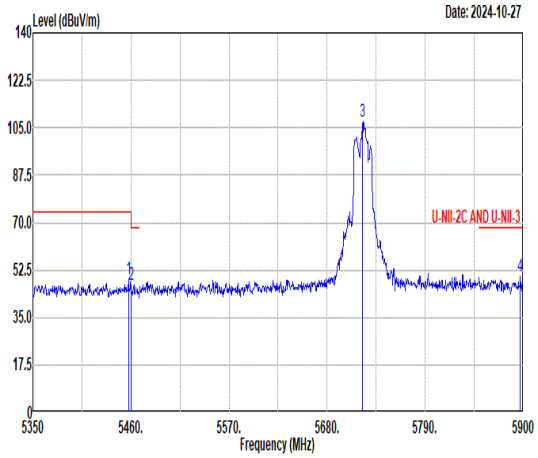 Freq Level Limit Line Margin Read Level Ant Factor Cable Loss Preamp Factor APos TPos Remark MHz dBuV/m dBuV/m dB dBuV dB/m dB dB cm deg 1 5457.25 49.35 74.00 -24.65 38.59 34.86 8.41 32.51 297 14 Peak 2 5460.00 47.25 68.30 -21.05 36.49 34.86 8.41 32.51 297 14 Peak 3 5720.00 107.24 ------ ------ 96.05 35.03 8.66 32.50 297 14 Peak 4 5896.70 49.99 68.30 -18.31 38.53 35.14 8.82 32.50 297 14 Peak	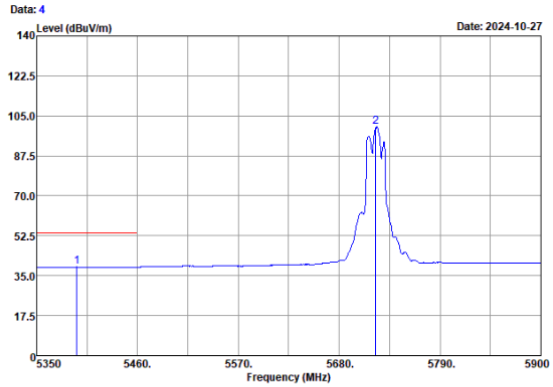 Freq Level Over Limit Limit Line ReadLevel Antenna Factor Cable Loss Preamp Factor A/Pos T/Pos Remark MHz dBuV/m dB dBuV/m dBuV dB/m dB dB cm deg 1 5394.00 38.81 -15.19 54.00 28.06 34.81 8.48 32.54 297 14 Peak 2 5720.00 100.20 ------ ------ 89.02 35.03 8.65 32.50 297 14 Average

Mode	31	
	Harmonic	
	Straddle channels_5.47-5.725_802.11ax HE20_CH144_5720MHz	
ANT	CDD 5+6	
Pol.	Horizontal	Vertical
Peak Avg	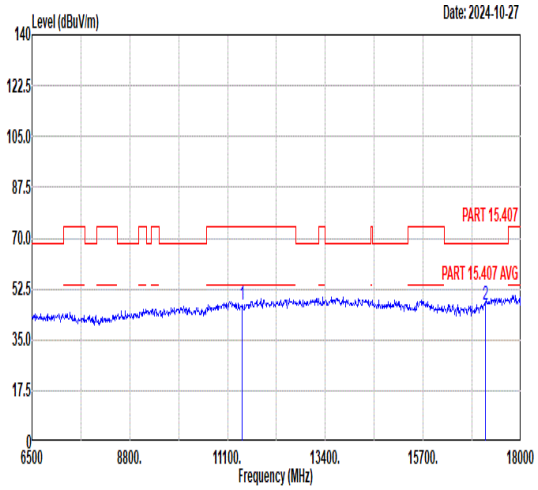 Freq Level Limit Line Margin Read Level Ant Factor Cable Loss Preamp Factor APos TPos Remark MHz dBuV/m dBuV/m dB dBuV dB/m dB dB cm deg 1 11440.00 46.91 74.00 -27.09 60.66 37.77 11.42 62.94 -- -- Peak 2 17160.00 47.22 68.30 -21.08 59.13 40.16 13.16 65.23 -- -- Peak	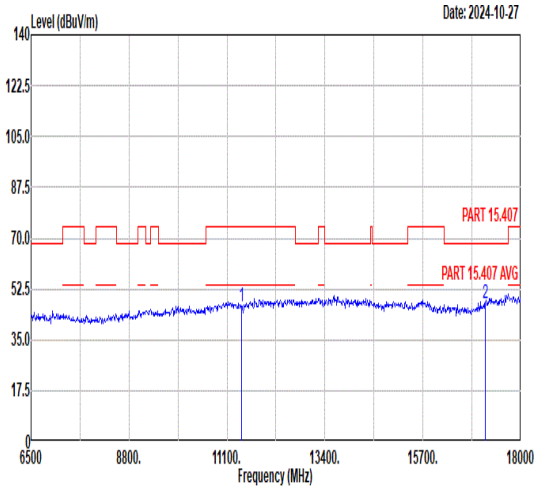 Freq Level Limit Line Margin Read Level Ant Factor Cable Loss Preamp Factor APos TPos Remark MHz dBuV/m dBuV/m dB dBuV dB/m dB dB cm deg 1 11440.00 46.73 74.00 -27.27 60.48 37.77 11.42 62.94 -- -- Peak 2 17160.00 47.45 68.30 -20.85 59.36 40.16 13.16 65.23 -- -- Peak

Mode	32	
	Band Edge	
	Straddle channels_5.47-5.725_802.11ax HE40_CH142_5710MHz	
ANT	CDD 5+6	
Pol.	Horizontal	Fundamental
Peak Avg	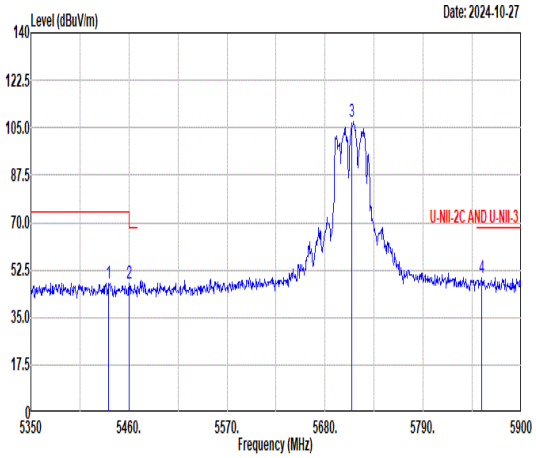 Freq Level Limit Line Margin Read Level Ant Factor Cable Loss Preamp Factor APos TPos Remark MHz dBuV/m dBuV/m dB dBuV dB/m dB dB cm deg 1 5437.45 47.50 74.00 -26.50 36.73 34.85 8.44 32.52 105 45 Peak 2 5460.55 47.49 68.30 -20.81 36.72 34.87 8.41 32.51 105 45 Peak 3 5710.00 107.10 ------ ------ 95.96 35.02 8.62 32.50 105 45 Peak 4 5856.00 49.90 68.30 -18.40 38.42 35.11 8.87 32.50 105 45 Peak	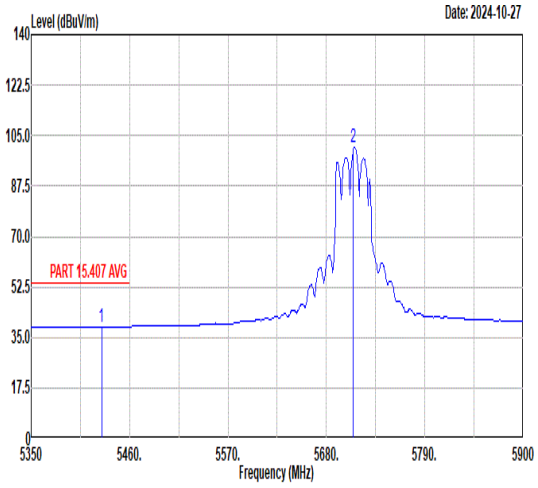 Freq Level Limit Line Margin Read Level Ant Factor Cable Loss Preamp Factor APos TPos Remark MHz dBuV/m dBuV/m dB dBuV dB/m dB dB cm deg 1 5428.65 38.81 54.00 -15.19 28.04 34.84 8.45 32.52 105 45 Peak 2 5710.00 100.70 ------ ------ 89.56 35.02 8.62 32.50 105 45 Average

Mode	32	
	Band Edge	
	Straddle channels_5.47-5.725_802.11ax HE40_CH142_5710MHz	
ANT	CDD 5+6	
Pol.	Vertical	Fundamental
Peak Avg	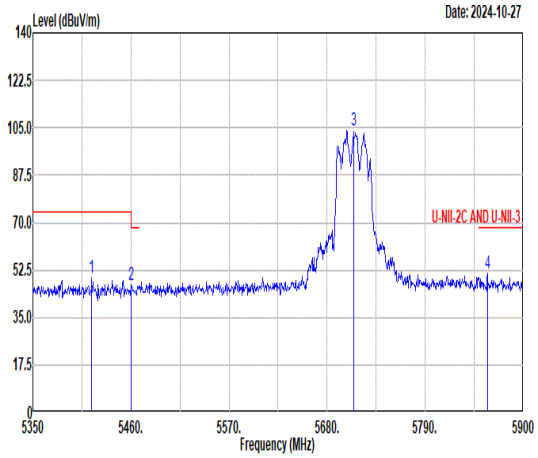 Freq Level Limit Line Margin Read Level Ant Factor Cable Loss Preamp Factor APos TPos Remark MHz dBuV/m dBuV/m dB dBuV dB/m dB dB cm deg 1 5416.00 49.74 74.00 -24.26 38.97 34.83 8.47 32.53 297 16 Peak 2 5460.55 46.85 68.30 -21.45 36.08 34.87 8.41 32.51 297 16 Peak 3 5710.00 103.97 ------ ------ 92.83 35.02 8.62 32.50 297 16 Peak 4 5859.85 51.08 68.30 -17.22 39.59 35.12 8.87 32.50 297 16 Peak	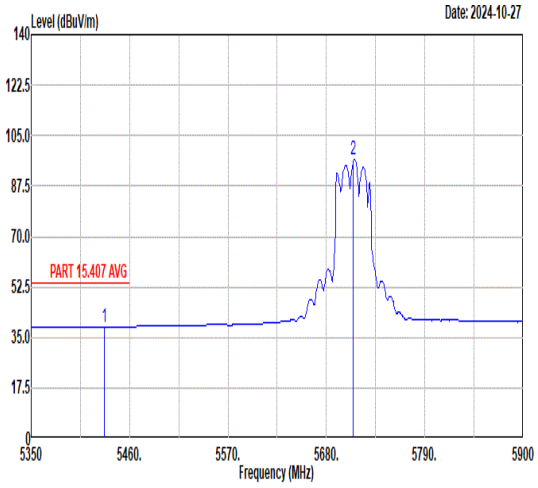 Freq Level Limit Line Margin Read Level Ant Factor Cable Loss Preamp Factor APos TPos Remark MHz dBuV/m dBuV/m dB dBuV dB/m dB dB cm deg 1 5431.40 38.72 54.00 -15.28 27.95 34.84 8.45 32.52 297 16 Peak 2 5710.00 96.72 ------ ------ 85.58 35.02 8.62 32.50 297 16 Average

Mode	33	
	Band Edge	
	Straddle channels_5.47-5.725_802.11ax HE80_CH138_5690MHz	
ANT	CDD 5+6	
Pol.	Horizontal	Fundamental
Peak Avg	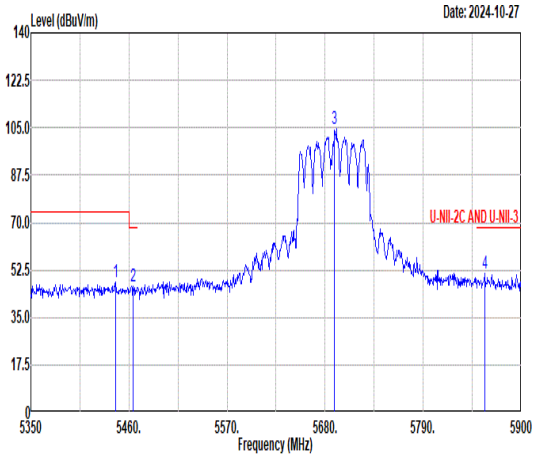 Freq Level Limit Line Margin Read Level Ant Factor Cable Loss Preamp Factor APos TPos Remark MHz dBuV/m dBuV/m dB dBuV dB/m dB dB cm deg 1 5445.15 48.07 74.00 -25.93 37.31 34.85 8.43 32.52 109 43 Peak 2 5464.40 46.58 68.30 -21.72 35.82 34.87 8.40 32.51 109 43 Peak 3 5690.00 104.50 ------ ------ 93.45 35.01 8.54 32.50 109 43 Peak 4 5858.75 50.99 68.30 -17.31 39.50 35.12 8.87 32.50 109 43 Peak	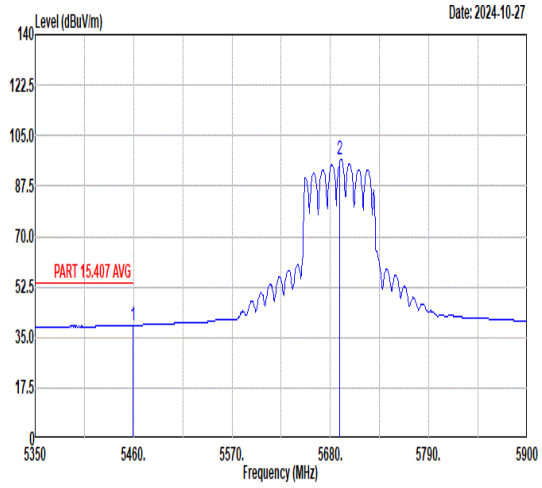 Freq Level Limit Line Margin Read Level Ant Factor Cable Loss Preamp Factor APos TPos Remark MHz dBuV/m dBuV/m dB dBuV dB/m dB dB cm deg 1 5459.45 39.04 54.00 -14.96 28.28 34.86 8.41 32.51 109 43 Peak 2 5690.00 96.94 ------ ------ 85.89 35.01 8.54 32.50 109 43 Average

Mode	33	
	Band Edge	
	Straddle channels_5.47-5.725_802.11ax HE80_CH138_5690MHz	
ANT	CDD 5+6	
Pol.	Vertical	Fundamental
Peak Avg	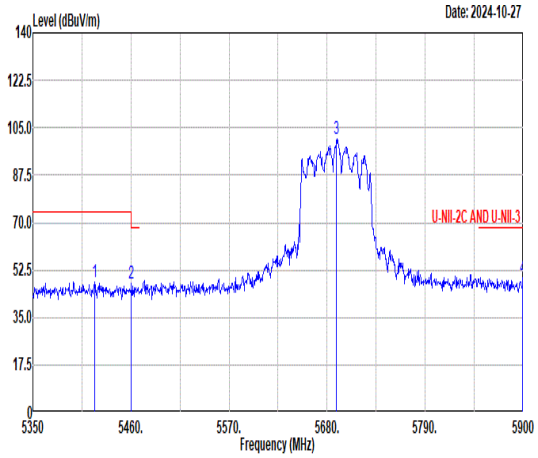 Freq Level Limit Line Margin Read Level Ant Factor Cable Loss Preamp Factor APos TPos Remark MHz dBuV/m dBuV/m dB dBuV dB/m dB dB cm deg 1 5419.30 48.00 74.00 -26.00 37.24 34.83 8.46 32.53 285 17 Peak 2 5460.55 47.77 68.30 -20.53 37.00 34.87 8.41 32.51 285 17 Peak 3 5690.00 100.91 ------ ------ 89.86 35.01 8.54 32.50 285 17 Peak 4 5899.45 49.69 68.30 -18.61 38.23 35.14 8.82 32.50 285 17 Peak	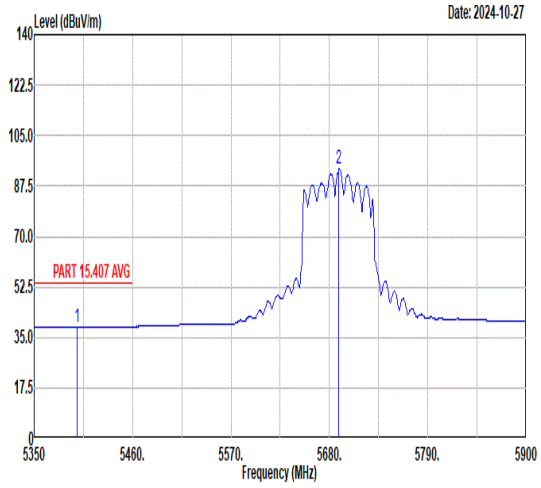 Freq Level Limit Line Margin Read Level Ant Factor Cable Loss Preamp Factor APos TPos Remark MHz dBuV/m dBuV/m dB dBuV dB/m dB dB cm deg 1 5398.40 38.75 54.00 -15.25 28.01 34.82 8.46 32.54 285 17 Peak 2 5690.00 93.51 ------ ------ 82.46 35.01 8.54 32.50 285 17 Average

Mode	34	
	Band Edge	
	U-NII-1_5.15-5.25_802.11ax HE20_CH36_Partial_RU _5180MHz	
ANT	CDD 5+6	
Pol.	Horizontal	Fundamental
Peak	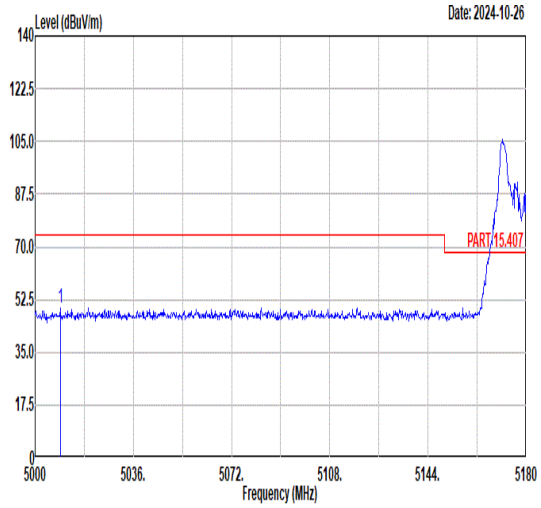 Freq Level Limit Line Margin Read Level Ant Factor Cable Loss Preamp Factor APos TPos Remark MHz dBuV/m dBuV/m dB dBuV dB/m dB dB cm deg 1 5009.18 49.67 74.00 -24.33 40.03 34.51 7.83 32.70 300 139 PEAK	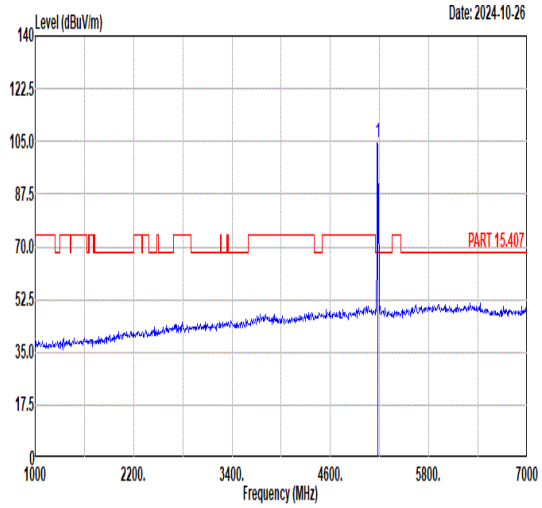 Freq Level Limit Line Margin Read Level Ant Factor Cable Loss Preamp Factor APos TPos Remark MHz dBuV/m dBuV/m dB dBuV dB/m dB dB cm deg 1 5180.00 104.70 ------ ------ 94.76 34.64 7.93 32.63 300 139 PEAK
Avg	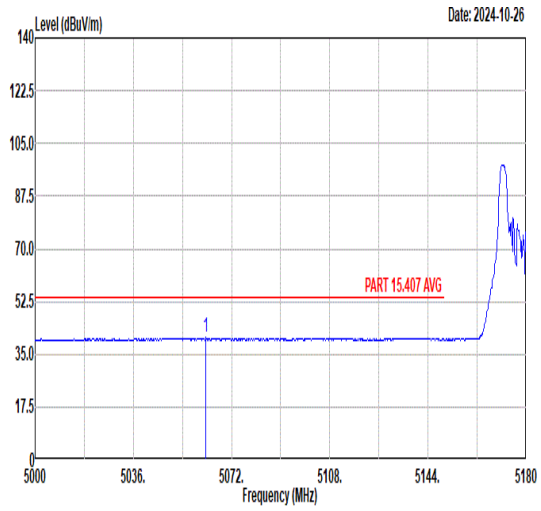 Freq Level Limit Line Margin Read Level Ant Factor Cable Loss Preamp Factor APos TPos Remark MHz dBuV/m dBuV/m dB dBuV dB/m dB dB cm deg 1 5062.64 40.45 54.00 -13.55 30.72 34.55 7.86 32.68 300 139 AVERAGE	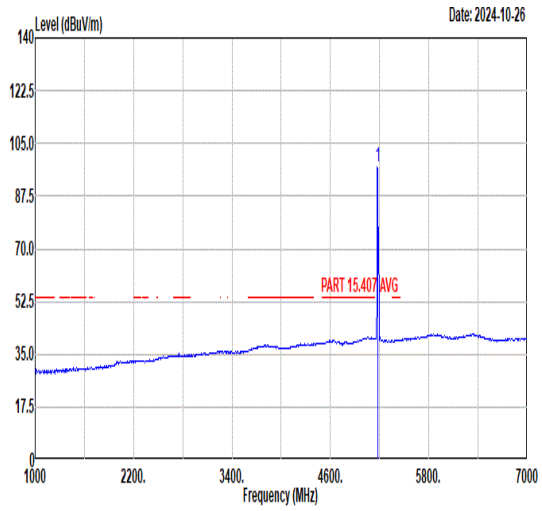 Freq Level Limit Line Margin Read Level Ant Factor Cable Loss Preamp Factor APos TPos Remark MHz dBuV/m dBuV/m dB dBuV dB/m dB dB cm deg 1 5180.00 97.27 ------ ------ 87.33 34.64 7.93 32.63 300 139 AVERAGE

Mode	34	
	Band Edge	
	U-NII-1_5.15-5.25_802.11ax HE20_CH36_Partial_RU _5180MHz	
ANT	CDD 5+6	
Pol.	Vertical	Fundamental
Peak	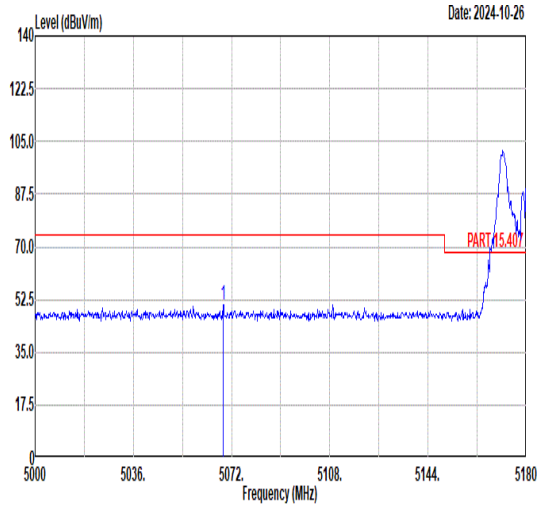 Freq Level Limit Line Margin Read Level Ant Factor Cable Loss Preamp Factor APos TPos Remark MHz dBuV/m dBuV/m dB dBuV dB/m dB dB cm deg 1 5068.94 50.75 74.00 -23.25 41.00 34.56 7.86 32.67 304 0 PEAK	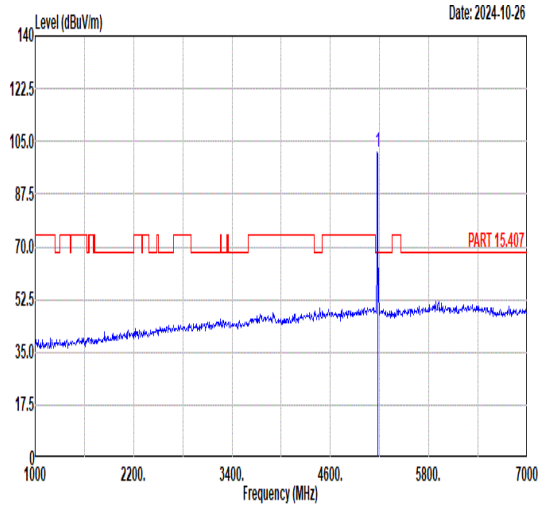 Freq Level Limit Line Margin Read Level Ant Factor Cable Loss Preamp Factor APos TPos Remark MHz dBuV/m dBuV/m dB dBuV dB/m dB dB cm deg 1 5180.00 101.52 ------ ------ 91.58 34.64 7.93 32.63 304 0 PEAK
Avg	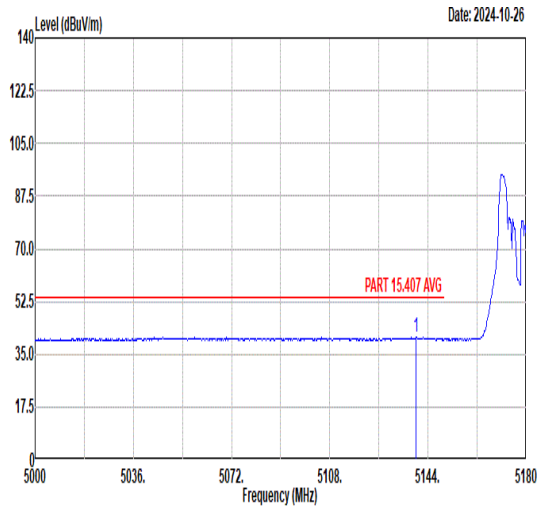 Freq Level Limit Line Margin Read Level Ant Factor Cable Loss Preamp Factor APos TPos Remark MHz dBuV/m dBuV/m dB dBuV dB/m dB dB cm deg 1 5139.68 40.56 54.00 -13.44 30.68 34.61 7.91 32.64 304 0 AVERAGE	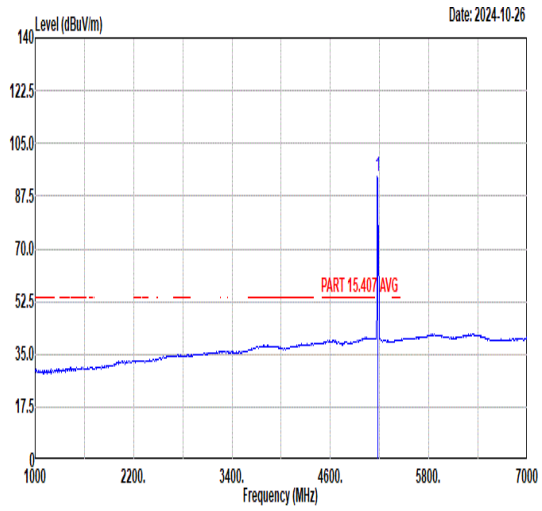 Freq Level Limit Line Margin Read Level Ant Factor Cable Loss Preamp Factor APos TPos Remark MHz dBuV/m dBuV/m dB dBuV dB/m dB dB cm deg 1 5180.00 94.26 ------ ------ 84.32 34.64 7.93 32.63 304 0 AVERAGE

Mode	35	
	Band Edge	
	U-NII-2A_5.25-5.35_802.11ax HE20_CH64_Partial_RU _5320MHz	
ANT	CDD 5+6	
Pol.	Horizontal	Fundamental
Peak	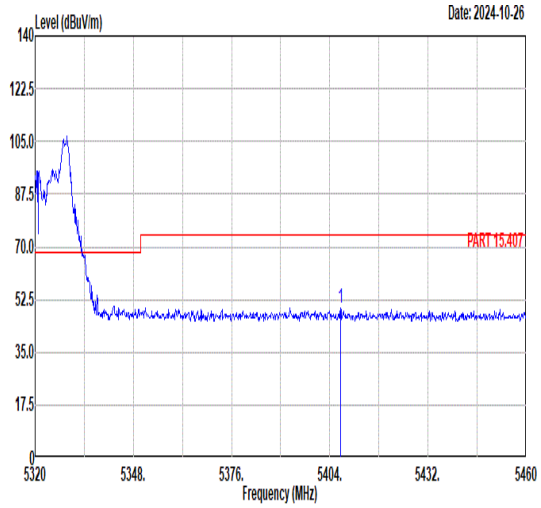 Freq Level Limit Line Margin Read Level Ant Factor Cable Loss Preamp Factor APos TPos Remark MHz dBuV/m dBuV/m dB dBuV dB/m dB dB cm deg 1 5407.08 49.53 74.00 -24.47 38.76 34.82 8.48 32.53 300 360 PEAK	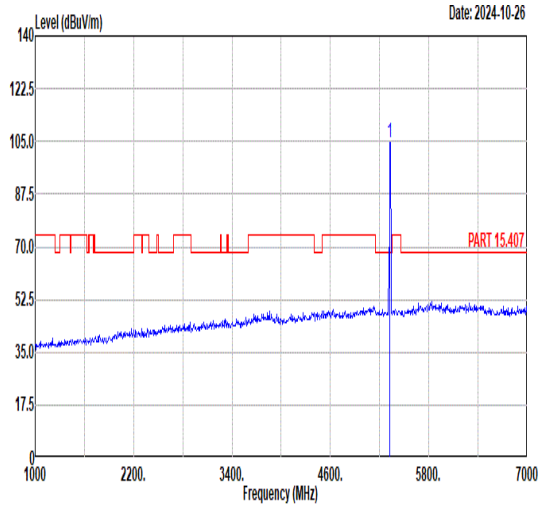 Freq Level Limit Line Margin Read Level Ant Factor Cable Loss Preamp Factor APos TPos Remark MHz dBuV/m dBuV/m dB dBuV dB/m dB dB cm deg 1 5320.00 104.83 ------ ------ 94.35 34.76 8.28 32.56 300 360 PEAK
Avg	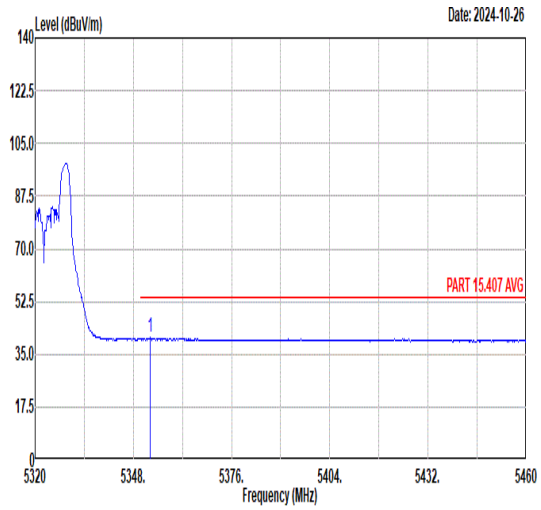 Freq Level Limit Line Margin Read Level Ant Factor Cable Loss Preamp Factor APos TPos Remark MHz dBuV/m dBuV/m dB dBuV dB/m dB dB cm deg 1 5352.90 40.46 54.00 -13.54 29.90 34.78 8.34 32.56 300 360 AVERAGE	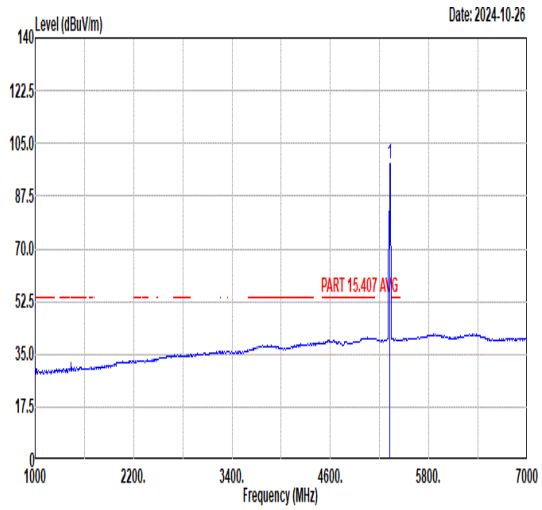 Freq Level Limit Line Margin Read Level Ant Factor Cable Loss Preamp Factor APos TPos Remark MHz dBuV/m dBuV/m dB dBuV dB/m dB dB cm deg 1 5320.00 98.27 ------ ------ 87.82 34.76 8.26 32.57 300 360 AVERAGE

Mode	35	
	Band Edge	
	U-NII-2A_5.25-5.35_802.11ax HE20_CH64_Partial_RU _5320MHz	
ANT	CDD 5+6	
Pol.	Vertical	Fundamental
Peak	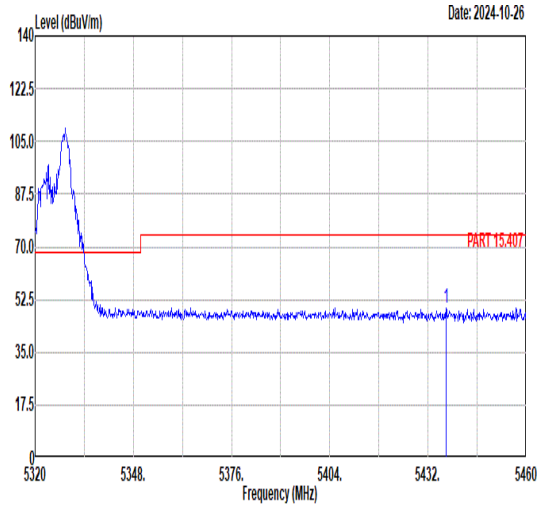 Freq Level Limit Line Margin Read Level Ant Factor Cable Loss Preamp Factor APos TPos Remark MHz dBuV/m dBuV/m dB dBuV dB/m dB dB cm deg 1 5437.18 49.62 74.00 -24.38 38.85 34.85 8.44 32.52 161 0 PEAK	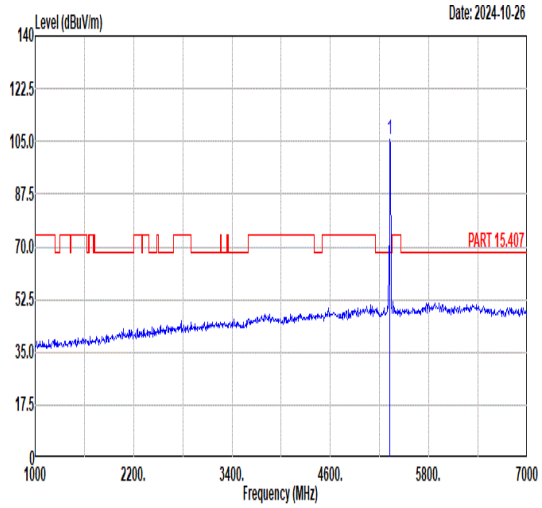 Freq Level Limit Line Margin Read Level Ant Factor Cable Loss Preamp Factor APos TPos Remark MHz dBuV/m dBuV/m dB dBuV dB/m dB dB cm deg 1 5320.00 105.68 ------ ------ 95.23 34.76 8.26 32.57 161 0 PEAK
Avg	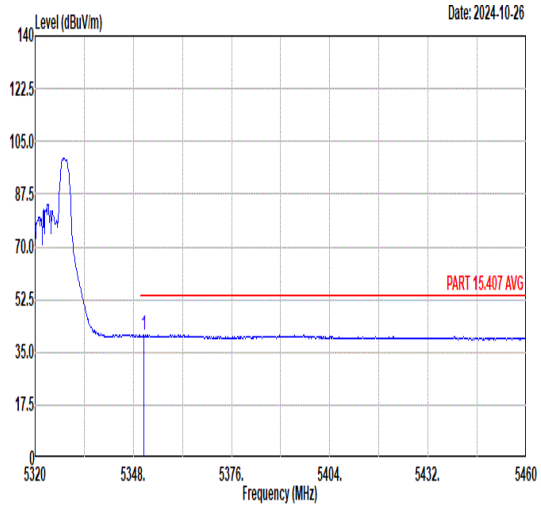 Freq Level Limit Line Margin Read Level Ant Factor Cable Loss Preamp Factor APos TPos Remark MHz dBuV/m dBuV/m dB dBuV dB/m dB dB cm deg 1 5350.94 40.71 54.00 -13.29 30.16 34.78 8.33 32.56 161 0 AVERAGE	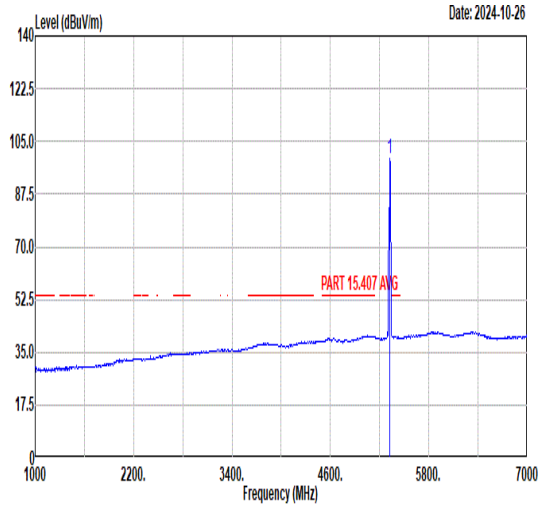 Freq Level Limit Line Margin Read Level Ant Factor Cable Loss Preamp Factor APos TPos Remark MHz dBuV/m dBuV/m dB dBuV dB/m dB dB cm deg 1 5320.00 99.16 ------ ------ 88.71 34.76 8.26 32.57 161 0 AVERAGE

Mode	36	
	Band Edge	
	U-NII-2C_5.47-5.725_802.11ax HE20_CH100_Partial_RU _5500MHz	
ANT	CDD 5+6	
Pol.	Horizontal	Fundamental
Peak	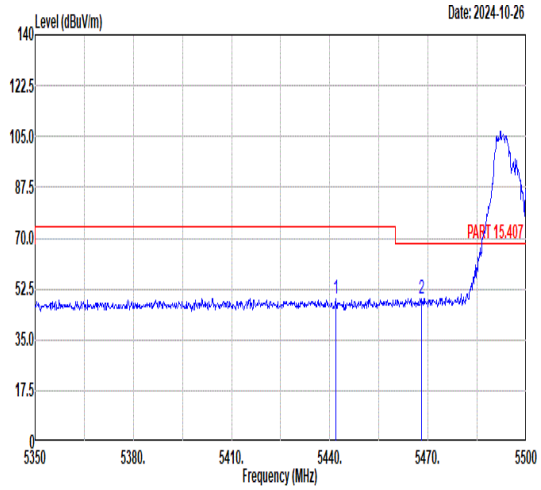 Freq Level Limit Line Margin Read Level Ant Factor Cable Loss Preamp Factor APos TPos Remark MHz dBuV/m dBuV/m dB dBuV dB/m dB dB cm deg 1 5441.95 49.16 74.00 -24.84 38.40 34.85 8.43 32.52 400 8 PEAK 2 5468.05 49.18 68.30 -19.12 38.42 34.87 8.40 32.51 400 8 PEAK	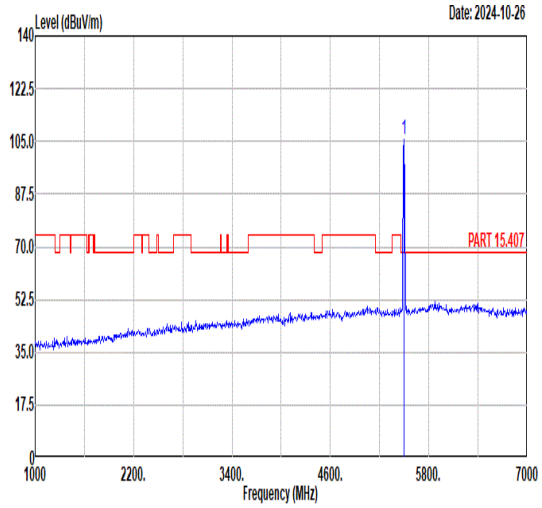 Freq Level Limit Line Margin Read Level Ant Factor Cable Loss Preamp Factor APos TPos Remark MHz dBuV/m dBuV/m dB dBuV dB/m dB dB cm deg 1 5500.00 105.46 ------ ------ 94.71 34.89 8.36 32.50 400 8 PEAK
Avg	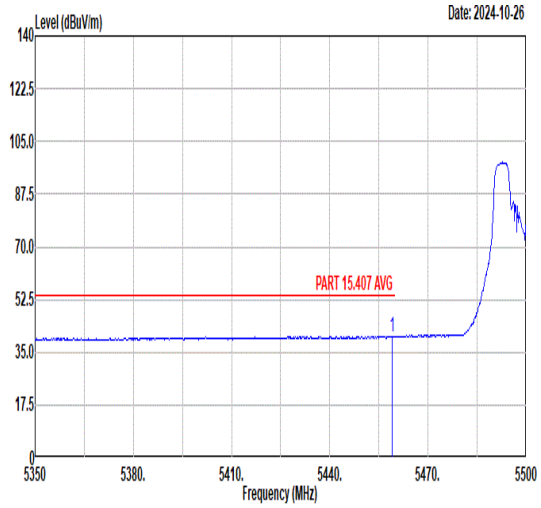 Freq Level Limit Line Margin Read Level Ant Factor Cable Loss Preamp Factor APos TPos Remark MHz dBuV/m dBuV/m dB dBuV dB/m dB dB cm deg 1 5459.05 40.33 54.00 -13.67 29.57 34.86 8.41 32.51 400 8 AVERAGE	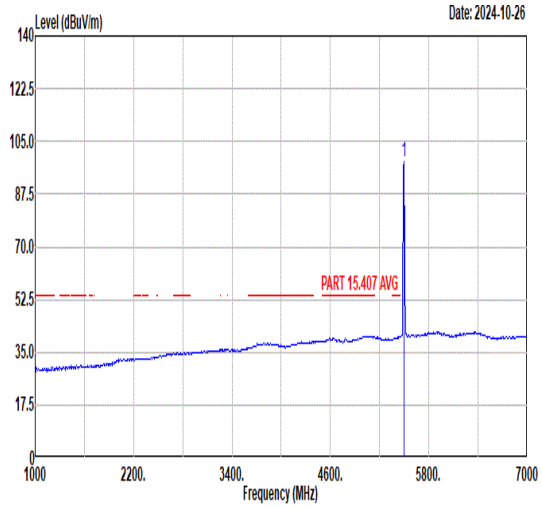 Freq Level Limit Line Margin Read Level Ant Factor Cable Loss Preamp Factor APos TPos Remark MHz dBuV/m dBuV/m dB dBuV dB/m dB dB cm deg 1 5500.00 98.04 ------ ------ 87.29 34.89 8.36 32.50 400 8 AVERAGE

Mode	36	
	Band Edge	
	U-NII-2C_5.47-5.725_802.11ax HE20_CH100_Partial_RU _5500MHz	
ANT	CDD 5+6	
Pol.	Vertical	Fundamental
Peak	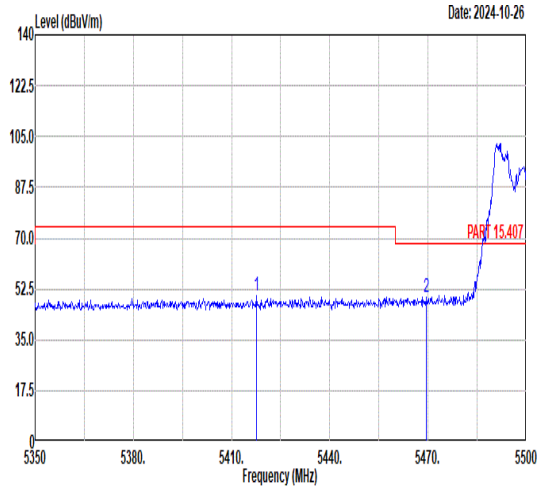 Freq Level Limit Line Margin Read Level Ant Factor Cable Loss Preamp Factor APos TPos Remark MHz dBuV/m dBuV/m dB dBuV dB/m dB dB cm deg 1 5417.50 50.24 74.00 -23.76 39.47 34.83 8.47 32.53 167 360 PEAK 2 5469.40 49.76 68.30 -18.54 39.00 34.87 8.40 32.51 167 360 PEAK	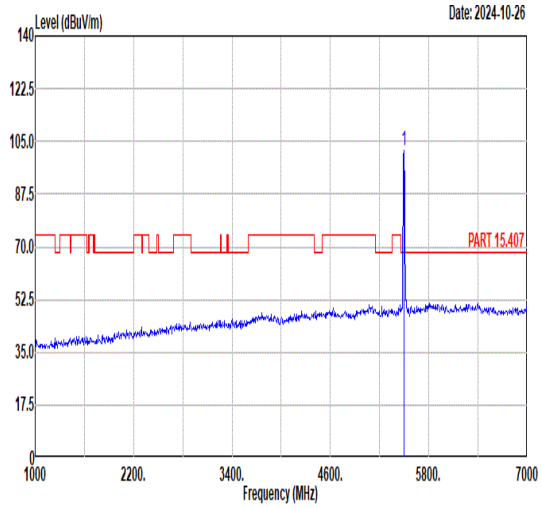 Freq Level Limit Line Margin Read Level Ant Factor Cable Loss Preamp Factor APos TPos Remark MHz dBuV/m dBuV/m dB dBuV dB/m dB dB cm deg 1 5500.00 102.14 ------ ------ 91.39 34.89 8.36 32.50 167 360 PEAK
Avg	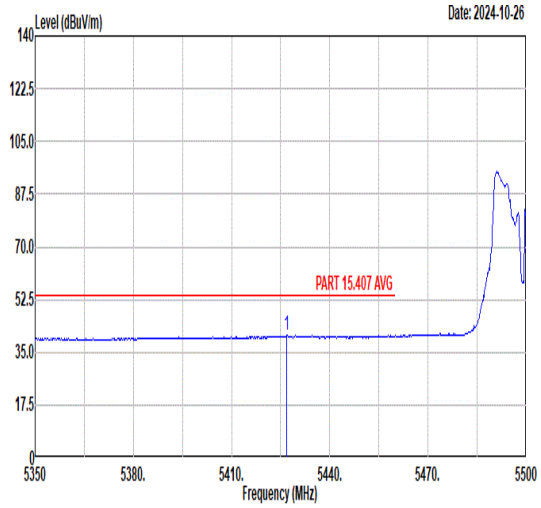 Freq Level Limit Line Margin Read Level Ant Factor Cable Loss Preamp Factor APos TPos Remark MHz dBuV/m dBuV/m dB dBuV dB/m dB dB cm deg 1 5426.80 40.60 54.00 -13.40 29.84 34.84 8.45 32.53 167 360 AVERAGE	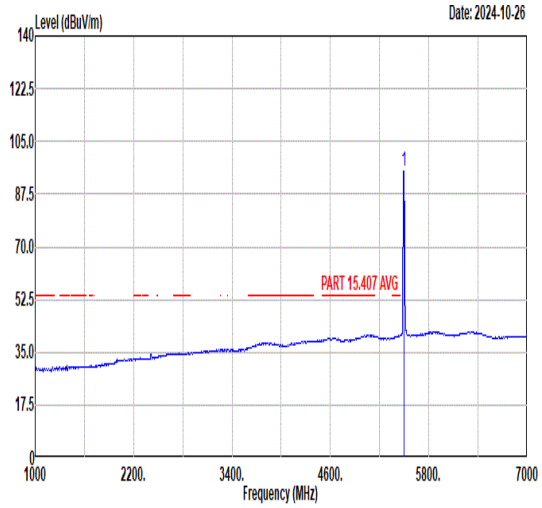 Freq Level Limit Line Margin Read Level Ant Factor Cable Loss Preamp Factor APos TPos Remark MHz dBuV/m dBuV/m dB dBuV dB/m dB dB cm deg 1 5500.00 95.02 ------ ------ 84.27 34.89 8.36 32.50 167 360 AVERAGE

Mode	37	
	Band Edge	
	U-NII-2C_5.47-5.725_802.11ax HE20_CH140_Partial_RU _5700MHz	
ANT	CDD 5+6	
Pol.	Horizontal	Fundamental
Peak	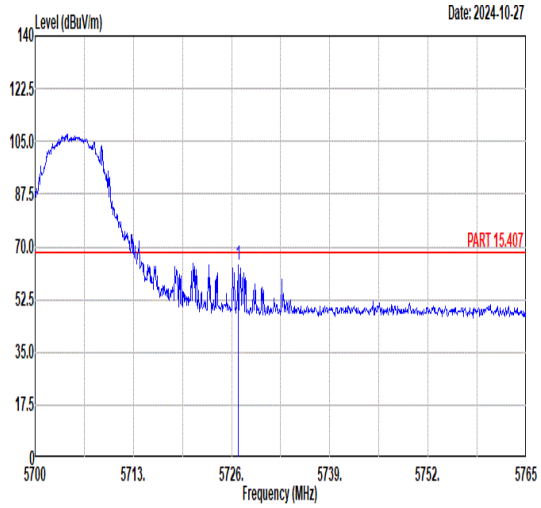 Freq Level Limit Line Margin Read Level Ant Factor Cable Loss Preamp Factor APos TPos Remark MHz dBuV/m dBuV/m dB dBuV dB/m dB dB cm deg 1 5726.85 63.83 68.30 -4.47 52.62 35.03 8.68 32.50 400 50 PEAK	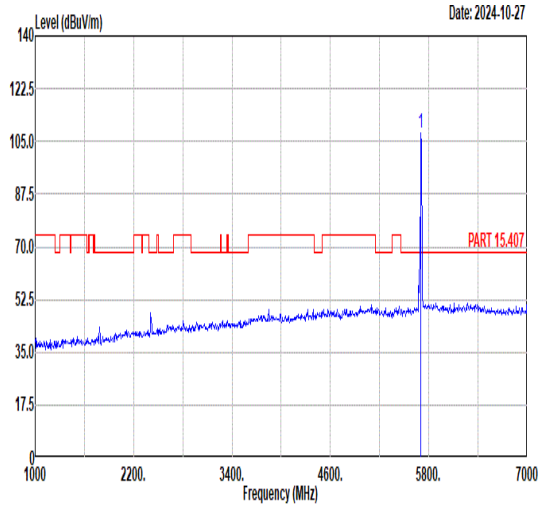 Freq Level Limit Line Margin Read Level Ant Factor Cable Loss Preamp Factor APos TPos Remark MHz dBuV/m dBuV/m dB dBuV dB/m dB dB cm deg 1 5700.00 107.63 ------ ------ 96.51 35.02 8.60 32.50 400 50 PEAK
Avg	Blank	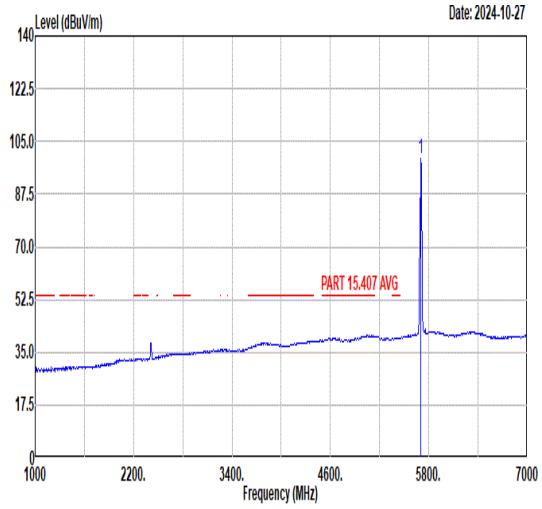 Freq Level Limit Line Margin Read Level Ant Factor Cable Loss Preamp Factor APos TPos Remark MHz dBuV/m dBuV/m dB dBuV dB/m dB dB cm deg 1 5700.00 99.23 ------ ------ 88.11 35.02 8.60 32.50 400 50 AVERAGE

Mode	37	
	Band Edge	
	U-NII-2C_5.47-5.725_802.11ax HE20_CH140_Partial_RU _5700MHz	
ANT	CDD 5+6	
Pol.	Vertical	Fundamental
Peak	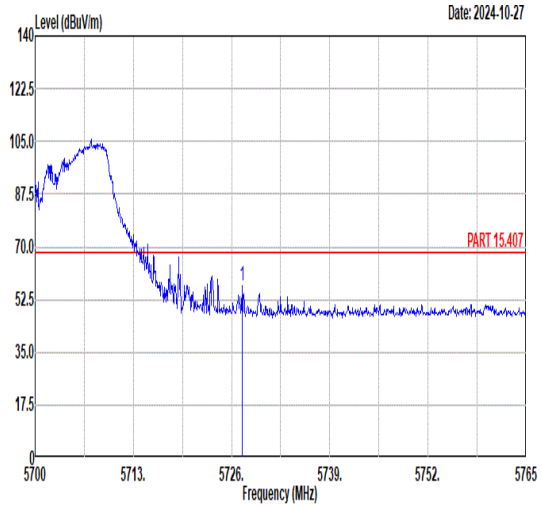 Freq Level Limit Line Margin Read Level Ant Factor Cable Loss Preamp Factor APos TPos Remark MHz dBuV/m dBuV/m dB dBuV dB/m dB dB cm deg 1 5727.43 57.04 68.30 -11.26 45.82 35.04 8.68 32.50 155 283 PEAK	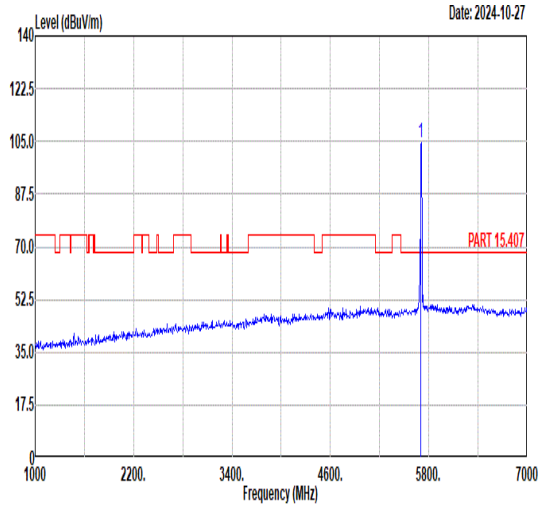 Freq Level Limit Line Margin Read Level Ant Factor Cable Loss Preamp Factor APos TPos Remark MHz dBuV/m dBuV/m dB dBuV dB/m dB dB cm deg 1 5700.00 104.75 ------ ------ 93.61 35.02 8.62 32.50 155 283 PEAK
Avg	Blank	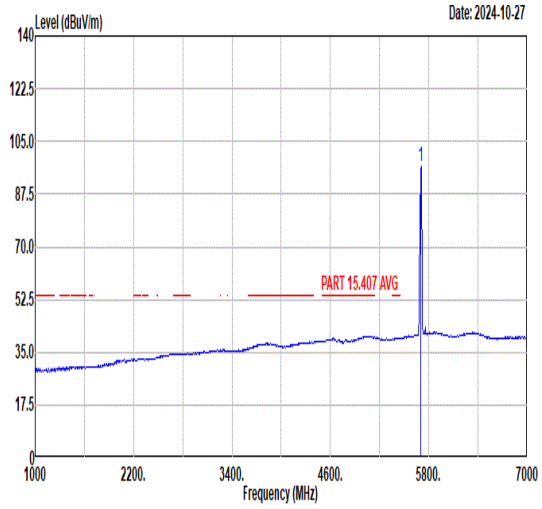 Freq Level Limit Line Margin Read Level Ant Factor Cable Loss Preamp Factor APos TPos Remark MHz dBuV/m dBuV/m dB dBuV dB/m dB dB cm deg 1 5700.00 96.70 ------ ------ 85.56 35.02 8.62 32.50 155 283 AVERAGE

Mode	38	
	Band Edge	
	U-NII-3_5.725-5.85_802.11a_CH149_5745MHz	
ANT	CDD 5+6	
Pol.	Horizontal	Fundamental
Peak	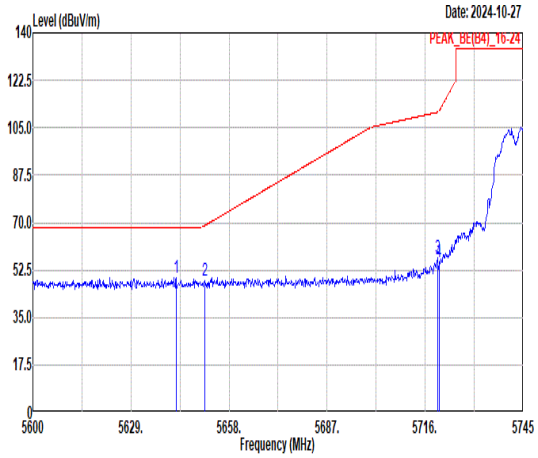 Freq Level Limit Line Margin Read Level Ant Factor Cable Loss Preamp Factor APos TPos Remark MHz dBuV/m dBuV/m dB dBuV dB/m dB dB cm deg 1 5642.34 49.67 68.30 -18.63 38.82 34.98 8.37 32.50 200 23 PEAK 2 5650.75 48.52 68.86 -20.34 37.63 34.99 8.40 32.50 200 23 PEAK 3 5719.63 57.01 110.70 -53.69 45.83 35.03 8.65 32.50 200 23 PEAK 4 5720.06 55.59 110.94 -55.35 44.40 35.03 8.66 32.50 200 23 PEAK	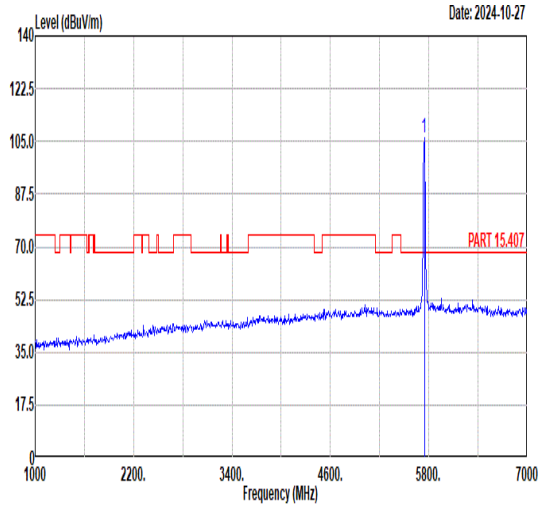 Freq Level Limit Line Margin Read Level Ant Factor Cable Loss Preamp Factor APos TPos Remark MHz dBuV/m dBuV/m dB dBuV dB/m dB dB cm deg 1 5745.00 106.10 ------ ------ 94.80 35.05 8.75 32.50 200 23 PEAK
Avg	Blank	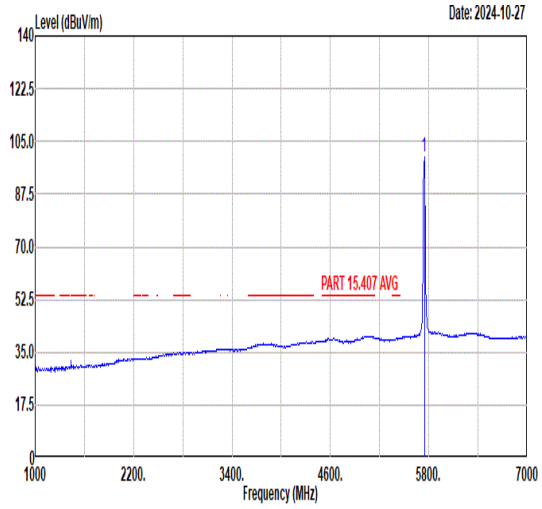 Freq Level Limit Line Margin Read Level Ant Factor Cable Loss Preamp Factor APos TPos Remark MHz dBuV/m dBuV/m dB dBuV dB/m dB dB cm deg 1 5745.00 99.84 ------ ------ 88.54 35.05 8.75 32.50 200 23 AVERAGE

Mode	38	
	Band Edge	
	U-NII-3_5.725-5.85_802.11a_CH149_5745MHz	
ANT	CDD 5+6	
Pol.	Vertical	Fundamental
Peak	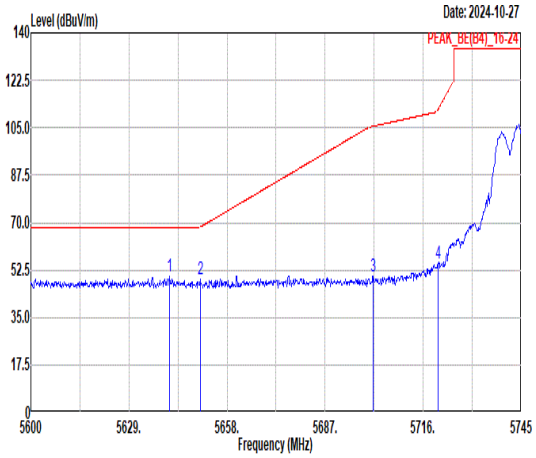 Freq Level Limit Line Margin Read Level Ant Factor Cable Loss Preamp Factor APos TPos Remark MHz dBuV/m dBuV/m dB dBuV dB/m dB dB cm deg 1 5641.04 49.97 68.30 -18.33 39.13 34.98 8.36 32.50 200 290 PEAK 2 5650.03 49.16 68.32 -19.16 38.27 34.99 8.40 32.50 200 290 PEAK 3 5701.21 50.25 105.54 -55.29 39.14 35.02 8.59 32.50 200 290 PEAK 4 5720.35 54.88 111.60 -56.72 43.69 35.03 8.66 32.50 200 290 PEAK	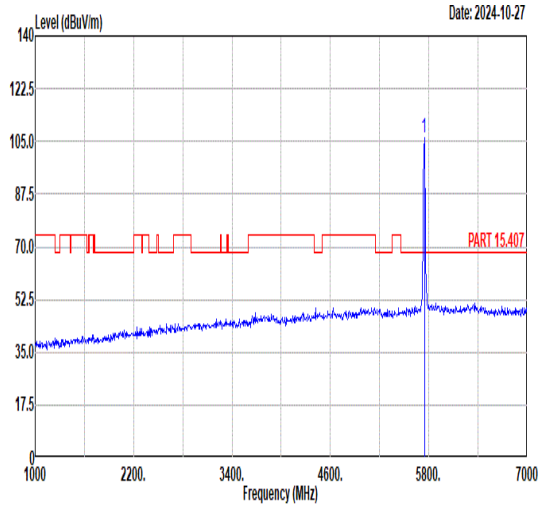 Freq Level Limit Line Margin Read Level Ant Factor Cable Loss Preamp Factor APos TPos Remark MHz dBuV/m dBuV/m dB dBuV dB/m dB dB cm deg 1 5745.00 106.44 ------ ------ 95.14 35.05 8.75 32.50 200 290 PEAK
Avg	Blank	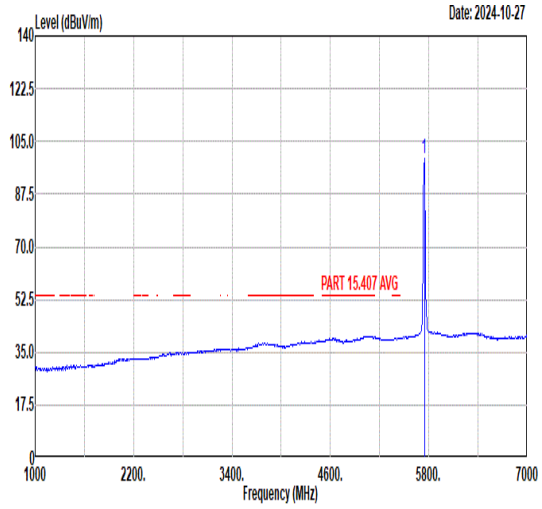 Freq Level Limit Line Margin Read Level Ant Factor Cable Loss Preamp Factor APos TPos Remark MHz dBuV/m dBuV/m dB dBuV dB/m dB dB cm deg 1 5745.00 99.32 ------ ------ 88.02 35.05 8.75 32.50 200 290 AVERAGE

Mode	38	
	Harmonic	
	U-NII-3_5.725-5.85_802.11a_CH149_5745MHz	
ANT	CDD 5+6	
Pol.	Horizontal	Vertical
Peak Avg	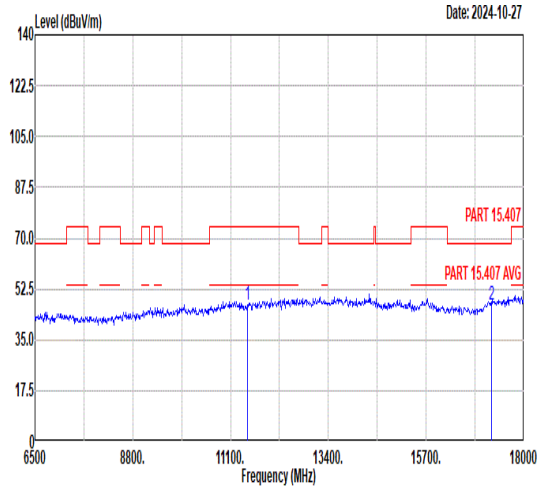 Freq Level Limit Line Margin Read Level Ant Factor Cable Loss Preamp Factor APos TPos Remark MHz dBuV/m dBuV/m dB dBuV dB/m dB dB cm deg 1 11490.00 47.22 74.00 -26.78 60.89 37.79 11.45 62.91 -- -- Peak 2 17235.00 47.01 68.30 -21.29 58.86 40.27 13.17 65.29 -- -- Peak	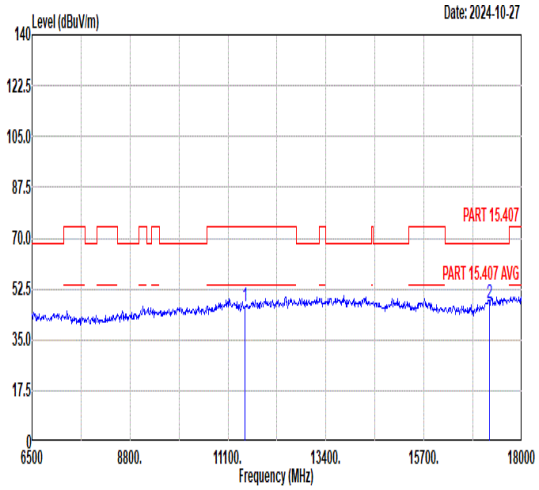 Freq Level Limit Line Margin Read Level Ant Factor Cable Loss Preamp Factor APos TPos Remark MHz dBuV/m dBuV/m dB dBuV dB/m dB dB cm deg 1 11490.00 46.24 74.00 -27.76 59.91 37.79 11.45 62.91 -- -- Peak 2 17235.00 47.43 68.30 -20.87 59.28 40.27 13.17 65.29 -- -- Peak

Mode	39	
	Harmonic	
	U-NII-3_5.725-5.85_802.11a_CH157_5785MHz	
ANT	CDD 5+6	
Pol.	Horizontal	Vertical
Peak Avg	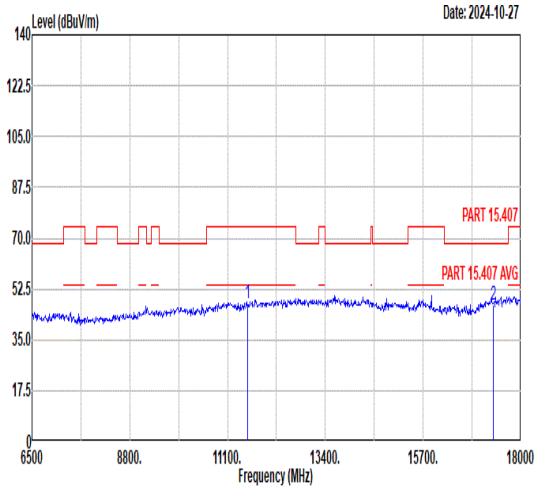 Freq Level Limit Line Margin Read Level Ant Factor Cable Loss Preamp Factor APos TPos Remark MHz dBuV/m dBuV/m dB dBuV dB/m dB dB cm deg 1 11570.00 47.31 74.00 -26.69 60.91 37.85 11.49 62.94 -- -- Peak 2 17355.00 47.23 68.30 -21.07 58.95 40.46 13.20 65.38 -- -- Peak	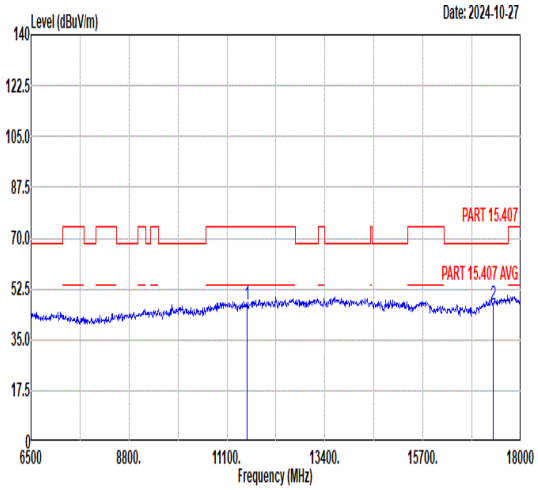 Freq Level Limit Line Margin Read Level Ant Factor Cable Loss Preamp Factor APos TPos Remark MHz dBuV/m dBuV/m dB dBuV dB/m dB dB cm deg 1 11570.00 47.04 74.00 -26.96 60.64 37.85 11.49 62.94 -- -- Peak 2 17355.00 47.13 68.30 -21.17 58.85 40.46 13.20 65.38 -- -- Peak

Mode	40	
	Band Edge	
	U-NII-3_5.725-5.85_802.11a_CH165_5825MHz	
ANT	CDD 5+6	
Pol.	Horizontal	Fundamental
Peak	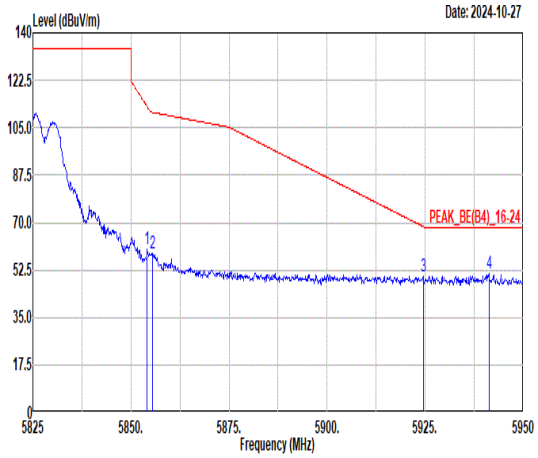 Freq Level Limit Line Margin Read Level Ant Factor Cable Loss Preamp Factor APos TPos Remark MHz dBuV/m dBuV/m dB dBuV dB/m dB dB cm deg 1 5854.13 60.34 112.79 -52.45 48.86 35.11 8.87 32.50 100 41 PEAK 2 5855.50 58.78 110.66 -51.88 47.30 35.11 8.87 32.50 100 41 PEAK 3 5924.50 50.43 68.57 -18.14 38.98 35.16 8.79 32.50 100 41 PEAK 4 5941.25 51.41 68.30 -16.89 39.97 35.17 8.77 32.50 100 41 PEAK	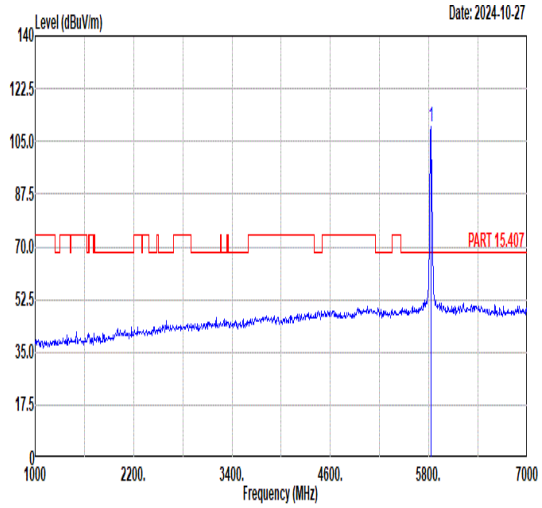 Freq Level Limit Line Margin Read Level Ant Factor Cable Loss Preamp Factor APos TPos Remark MHz dBuV/m dBuV/m dB dBuV dB/m dB dB cm deg 1 5825.00 110.02 ------ ------ 98.52 35.09 8.91 32.50 100 41 PEAK
Avg	Blank	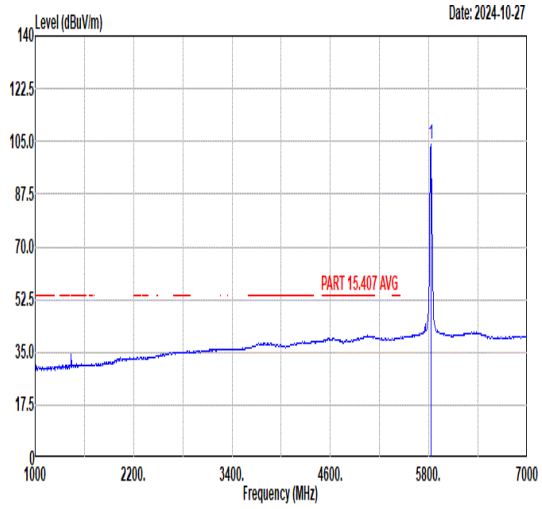 Freq Level Limit Line Margin Read Level Ant Factor Cable Loss Preamp Factor APos TPos Remark MHz dBuV/m dBuV/m dB dBuV dB/m dB dB cm deg 1 5825.00 104.06 ------ ------ 92.56 35.09 8.91 32.50 100 41 AVERAGE

Mode	40	
	Band Edge	
	U-NII-3_5.725-5.85_802.11a_CH165_5825MHz	
ANT	CDD 5+6	
Pol.	Vertical	Fundamental
Peak	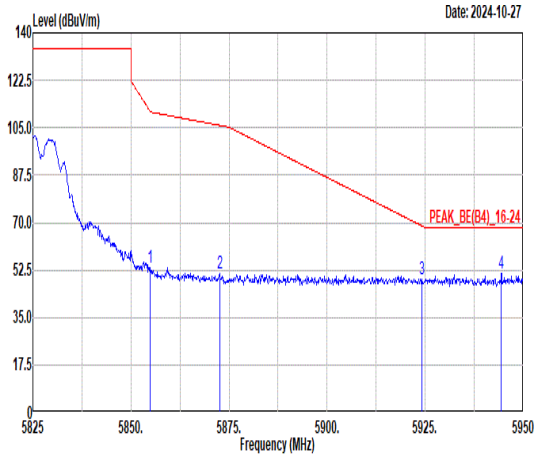 Freq Level Limit Line Margin Read Level Ant Factor Cable Loss Preamp Factor APos TPos Remark MHz dBuV/m dBuV/m dB dBuV dB/m dB dB cm deg 1 5854.88 53.23 111.08 -57.85 41.75 35.11 8.87 32.50 134 360 PEAK 2 5872.63 50.98 105.86 -54.88 39.51 35.12 8.85 32.50 134 360 PEAK 3 5924.25 49.16 68.75 -19.59 37.71 35.16 8.79 32.50 134 360 PEAK 4 5944.38 51.26 68.30 -17.04 39.82 35.17 8.77 32.50 134 360 PEAK	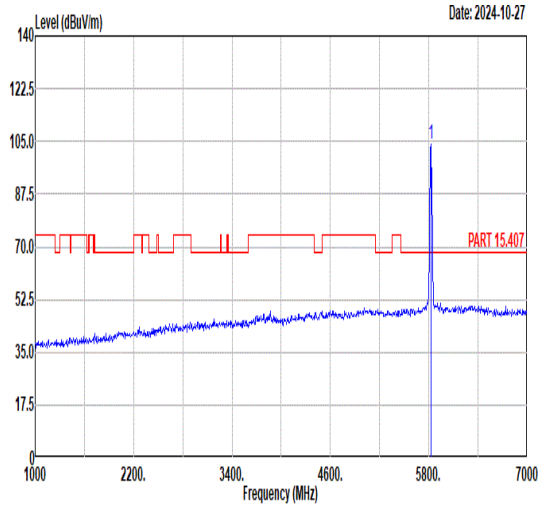 Freq Level Limit Line Margin Read Level Ant Factor Cable Loss Preamp Factor APos TPos Remark MHz dBuV/m dBuV/m dB dBuV dB/m dB dB cm deg 1 5825.00 104.07 ------ ------ 92.57 35.09 8.91 32.50 134 360 PEAK
Avg	Blank	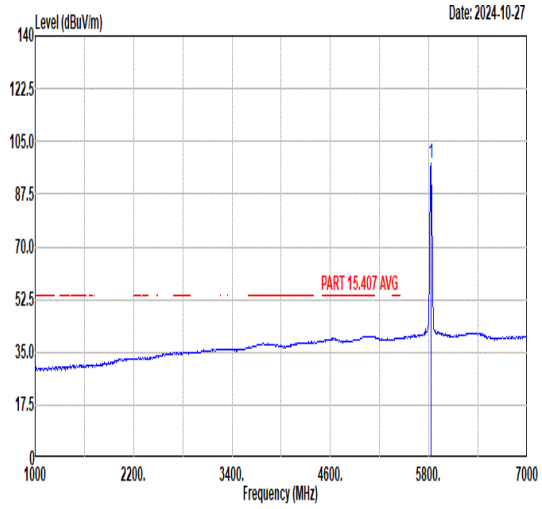 Freq Level Limit Line Margin Read Level Ant Factor Cable Loss Preamp Factor APos TPos Remark MHz dBuV/m dBuV/m dB dBuV dB/m dB dB cm deg 1 5825.00 97.78 ------ ------ 86.28 35.09 8.91 32.50 134 360 AVERAGE

Mode	40	
	Harmonic	
	U-NII-3_5.725-5.85_802.11a_CH165_5825MHz	
ANT	CDD 5+6	
Pol.	Horizontal	Vertical
Peak Avg	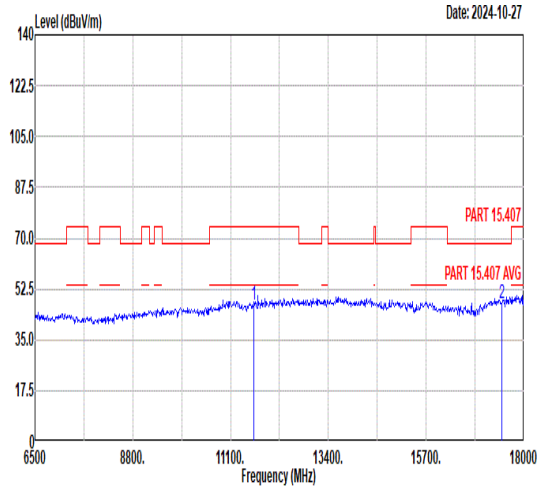 Freq Level Limit Line Margin Read Level Ant Factor Cable Loss Preamp Factor APos TPos Remark MHz dBuV/m dBuV/m dB dBuV dB/m dB dB cm deg 1 11650.00 47.07 74.00 -26.93 60.61 37.92 11.53 62.99 -- -- Peak 2 17475.00 47.49 68.30 -20.81 59.08 40.65 13.23 65.47 -- -- Peak	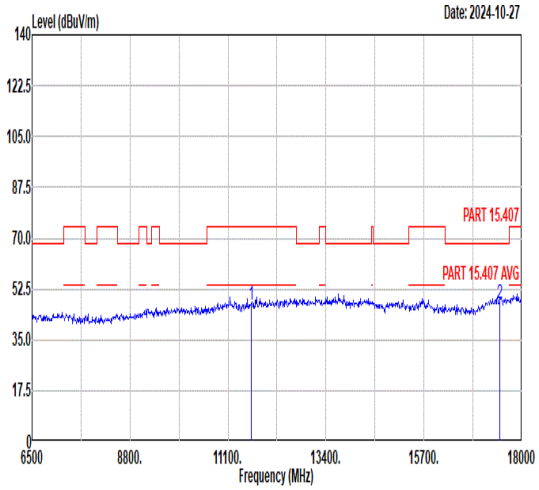 Freq Level Limit Line Margin Read Level Ant Factor Cable Loss Preamp Factor APos TPos Remark MHz dBuV/m dBuV/m dB dBuV dB/m dB dB cm deg 1 11650.00 47.05 74.00 -26.95 60.59 37.92 11.53 62.99 -- -- Peak 2 17475.00 47.63 68.30 -20.67 59.22 40.65 13.23 65.47 -- -- Peak

Mode	41	
	Band Edge	
	U-NII-3_5.725-5.85_802.11ax HE20_CH149_Full RU_5745MHz	
ANT	CDD 5+6	
Pol.	Horizontal	Fundamental
Peak	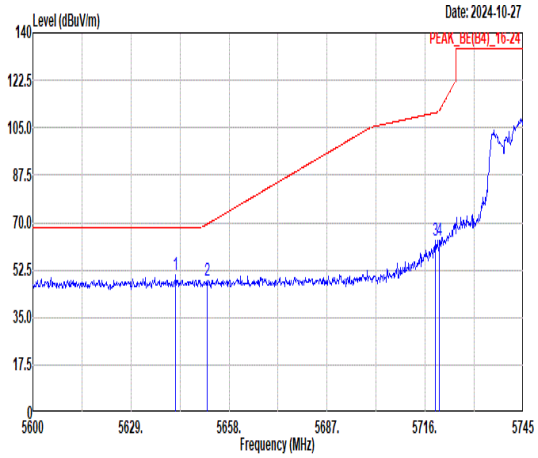 Freq Level Limit Line Margin Read Level Ant Factor Cable Loss Preamp Factor APos TPos Remark MHz dBuV/m dBuV/m dB dBuV dB/m dB dB cm deg 1 5642.20 50.71 68.30 -17.59 39.86 34.98 8.37 32.50 125 0 PEAK 2 5651.62 48.75 69.50 -20.75 37.86 34.99 8.40 32.50 125 0 PEAK 3 5719.05 63.37 110.53 -47.16 52.19 35.03 8.65 32.50 125 0 PEAK 4 5720.21 63.46 111.27 -47.81 52.27 35.03 8.66 32.50 125 0 PEAK	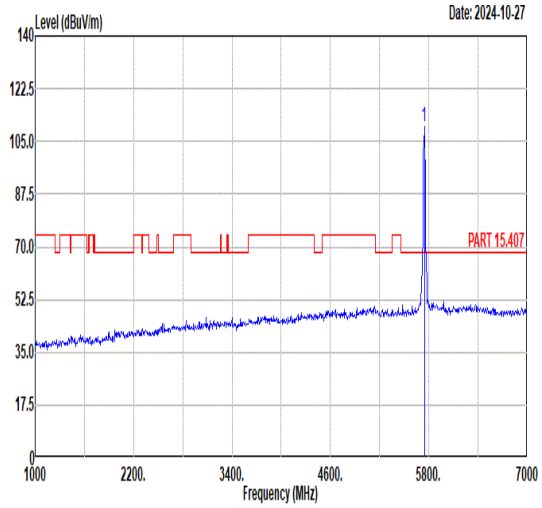 Freq Level Limit Line Margin Read Level Ant Factor Cable Loss Preamp Factor APos TPos Remark MHz dBuV/m dBuV/m dB dBuV dB/m dB dB cm deg 1 5745.00 109.98 ------ ------ 98.68 35.05 8.75 32.50 125 0 PEAK
Avg	Blank	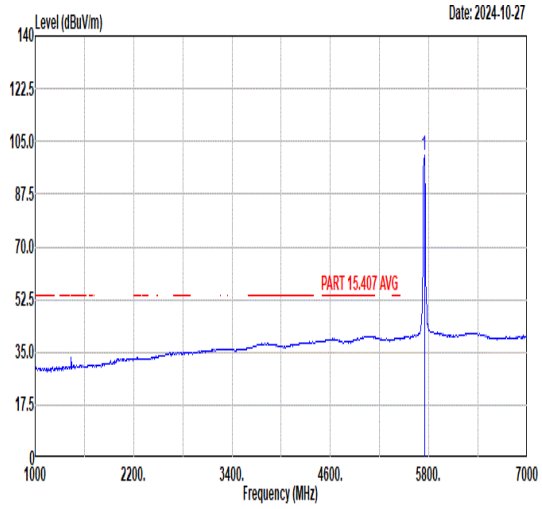 Freq Level Limit Line Margin Read Level Ant Factor Cable Loss Preamp Factor APos TPos Remark MHz dBuV/m dBuV/m dB dBuV dB/m dB dB cm deg 1 5745.00 100.26 ------ ------ 88.96 35.05 8.75 32.50 125 0 AVERAGE

Mode	41	
	Band Edge	
	U-NII-3_5.725-5.85_802.11ax HE20_CH149_Full RU_5745MHz	
ANT	CDD 5+6	
Pol.	Vertical	Fundamental
Peak	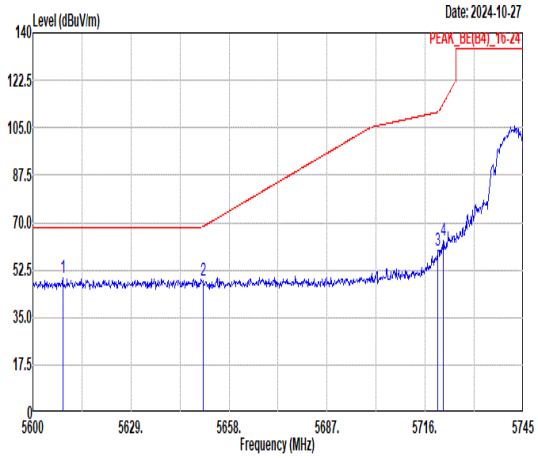 Freq Level Limit Line Margin Read Level Ant Factor Cable Loss Preamp Factor APos TPos Remark MHz dBuV/m dBuV/m dB dBuV dB/m dB dB cm deg 1 5608.85 49.48 68.30 -18.82 38.77 34.96 8.25 32.50 100 275 PEAK 2 5650.32 48.57 68.53 -19.96 37.68 34.99 8.40 32.50 100 275 PEAK 3 5719.77 59.82 110.74 -50.92 48.64 35.03 8.65 32.50 100 275 PEAK 4 5721.37 63.19 113.91 -50.72 52.00 35.03 8.66 32.50 100 275 PEAK	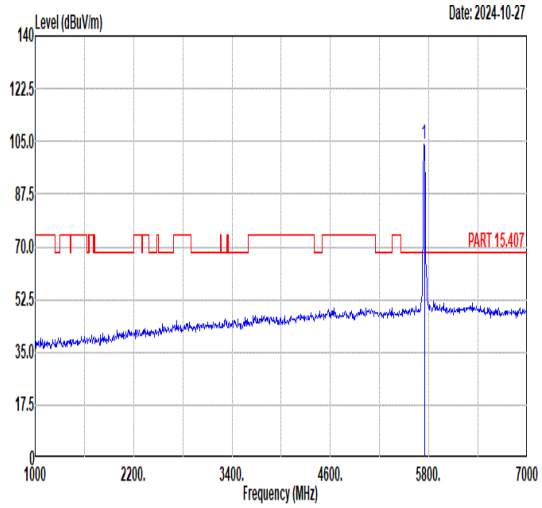 Freq Level Limit Line Margin Read Level Ant Factor Cable Loss Preamp Factor APos TPos Remark MHz dBuV/m dBuV/m dB dBuV dB/m dB dB cm deg 1 5745.00 104.16 ------ ------ 92.89 35.04 8.73 32.50 100 275 PEAK
Avg	Blank	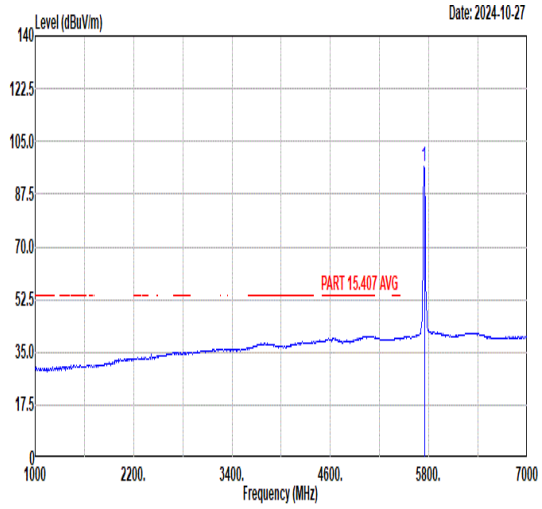 Freq Level Limit Line Margin Read Level Ant Factor Cable Loss Preamp Factor APos TPos Remark MHz dBuV/m dBuV/m dB dBuV dB/m dB dB cm deg 1 5745.00 96.68 ------ ------ 85.41 35.04 8.73 32.50 100 275 AVERAGE

Mode	41	
	Harmonic	
	U-NII-3_5.725-5.85_802.11ax HE20_CH149_Full RU_5745MHz	
ANT	CDD 5+6	
Pol.	Horizontal	Vertical
Peak Avg	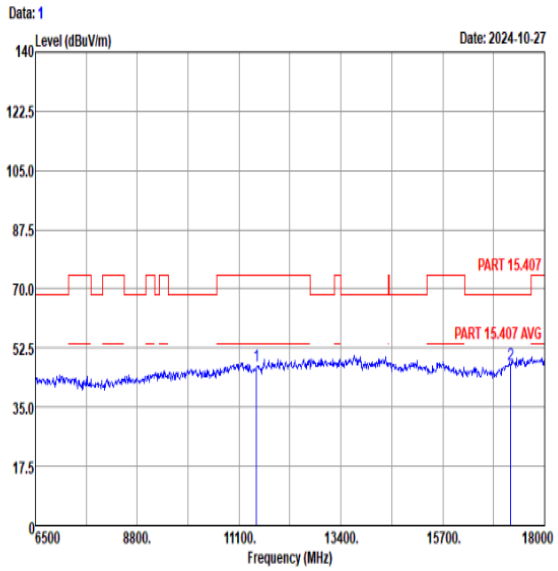 Freq Level Over Limit Limit Line ReadAntenna Level Factor Cable Loss Preamp Factor A/Pos T/Pos Remark MHz dBuV/m dB dBuV/m dBuV dB/m dB dB cm deg 1 11490.00 47.01 -26.99 74.00 60.68 37.79 11.45 62.91 --- --- Peak 2 17235.00 47.72 -20.58 68.30 59.57 40.27 13.17 65.29 --- --- Peak	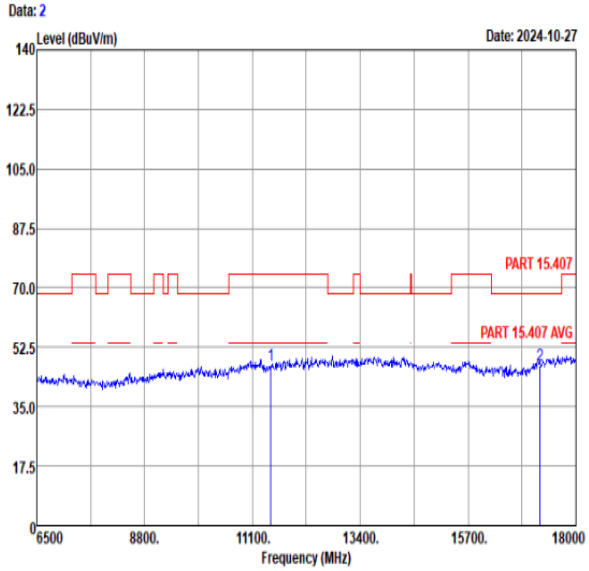 Freq Level Over Limit Limit Line ReadAntenna Level Factor Cable Loss Preamp Factor A/Pos T/Pos Remark MHz dBuV/m dB dBuV/m dBuV dB/m dB dB cm deg 1 11490.00 47.37 -26.63 74.00 61.04 37.79 11.45 62.91 --- --- Peak 2 17235.00 47.38 -20.92 68.30 59.23 40.27 13.17 65.29 --- --- Peak

Mode	42	
	Harmonic	
	U-NII-3_5.725-5.85_802.11ax HE20_CH157_Full RU_5785MHz	
ANT	CDD 5+6	
Pol.	Horizontal	Vertical
Peak Avg	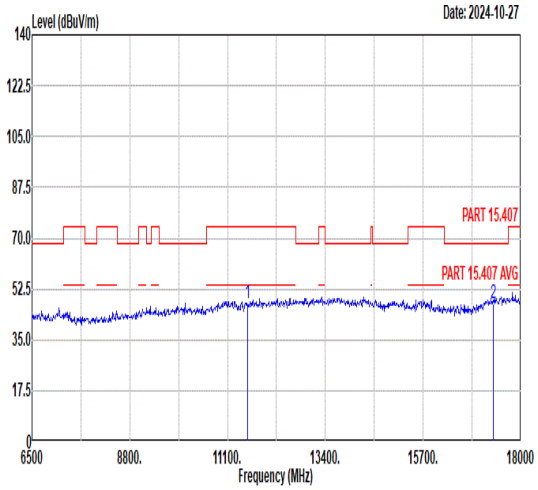 Freq Level Limit Line Margin Read Level Ant Factor Cable Loss Preamp Factor APos TPos Remark MHz dBuV/m dBuV/m dB dBuV dB/m dB dB cm deg 1 11570.00 47.47 74.00 -26.53 61.07 37.85 11.49 62.94 -- -- Peak 2 17355.00 47.71 68.30 -20.59 59.43 40.46 13.20 65.38 -- -- Peak	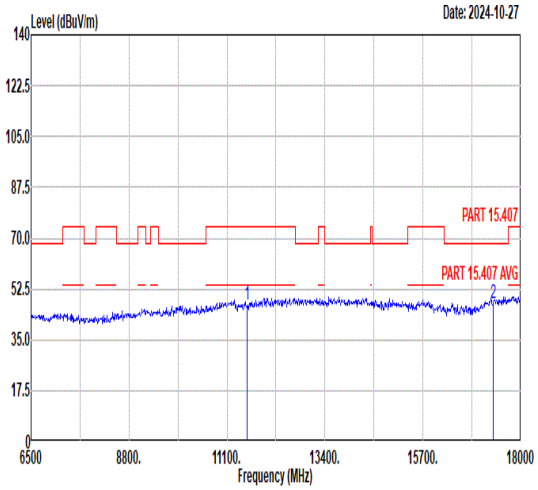 Freq Level Limit Line Margin Read Level Ant Factor Cable Loss Preamp Factor APos TPos Remark MHz dBuV/m dBuV/m dB dBuV dB/m dB dB cm deg 1 11570.00 47.12 74.00 -26.88 60.72 37.85 11.49 62.94 -- -- Peak 2 17355.00 47.54 68.30 -20.76 59.26 40.46 13.20 65.38 -- -- Peak

Mode	43	
	Band Edge	
	U-NII-3_5.725-5.85_802.11ax HE20_CH165_Full RU_5825MHz	
ANT	CDD 5+6	
Pol.	Horizontal	Fundamental
Peak	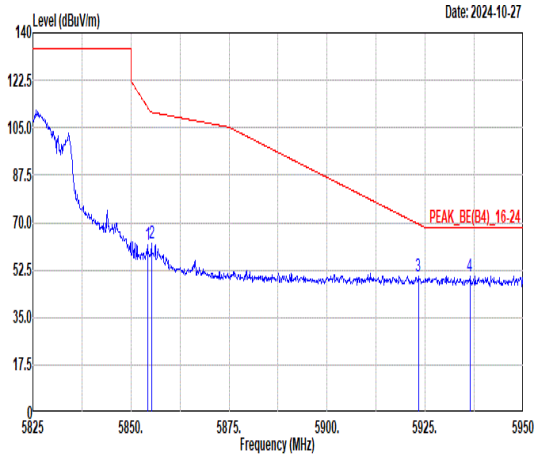 Freq Level Limit Line Margin Read Level Ant Factor Cable Loss Preamp Factor APos TPos Remark MHz dBuV/m dBuV/m dB dBuV dB/m dB dB cm deg 1 5854.25 61.82 112.51 -50.69 50.34 35.11 8.87 32.50 142 46 PEAK 2 5855.25 62.39 110.73 -48.34 50.91 35.11 8.87 32.50 142 46 PEAK 3 5923.25 50.41 69.49 -19.08 38.97 35.15 8.79 32.50 142 46 PEAK 4 5936.38 50.22 68.30 -18.08 38.78 35.16 8.78 32.50 142 46 PEAK	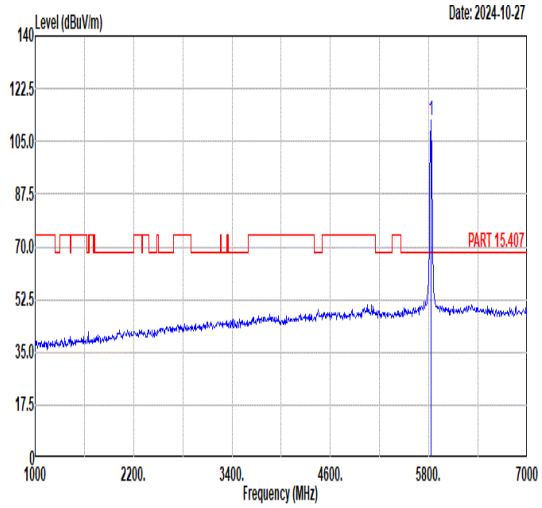 Freq Level Limit Line Margin Read Level Ant Factor Cable Loss Preamp Factor APos TPos Remark MHz dBuV/m dBuV/m dB dBuV dB/m dB dB cm deg 1 5825.00 112.15 ------ ------ 100.65 35.09 8.91 32.50 142 46 PEAK
Avg	Blank	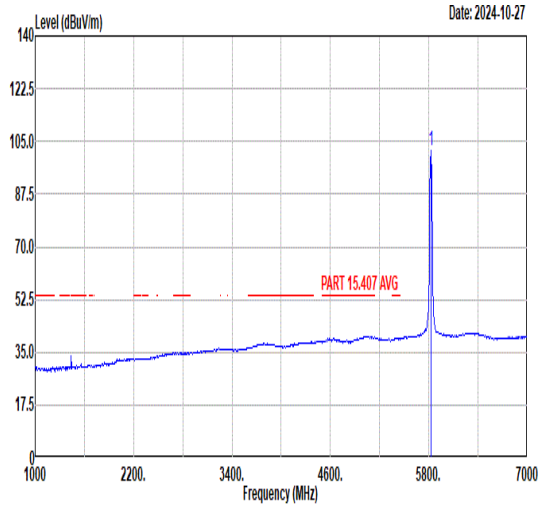 Freq Level Limit Line Margin Read Level Ant Factor Cable Loss Preamp Factor APos TPos Remark MHz dBuV/m dBuV/m dB dBuV dB/m dB dB cm deg 1 5825.00 102.04 ------ ------ 90.54 35.09 8.91 32.50 142 46 AVERAGE

Mode	43	
	Band Edge	
	U-NII-3_5.725-5.85_802.11ax HE20_CH165_Full RU_5825MHz	
ANT	CDD 5+6	
Pol.	Vertical	Fundamental
Peak	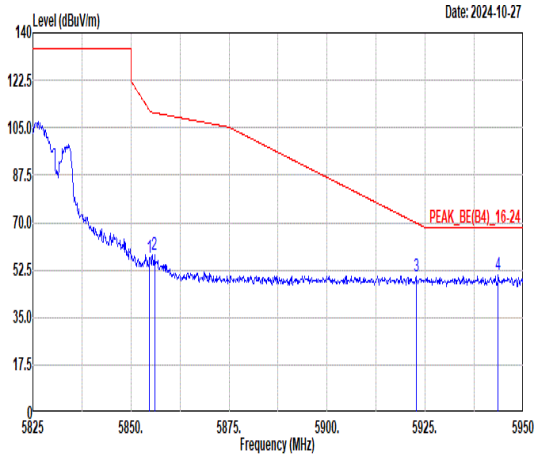 Freq Level Limit Line Margin Read Level Ant Factor Cable Loss Preamp Factor APos TPos Remark MHz dBuV/m dBuV/m dB dBuV dB/m dB dB cm deg 1 5854.75 57.14 111.37 -54.23 45.66 35.11 8.87 32.50 371 270 PEAK 2 5856.00 58.33 110.52 -52.19 46.85 35.11 8.87 32.50 371 270 PEAK 3 5922.75 50.15 69.86 -19.71 38.71 35.15 8.79 32.50 371 270 PEAK 4 5943.63 50.69 68.30 -17.61 39.25 35.17 8.77 32.50 371 270 PEAK	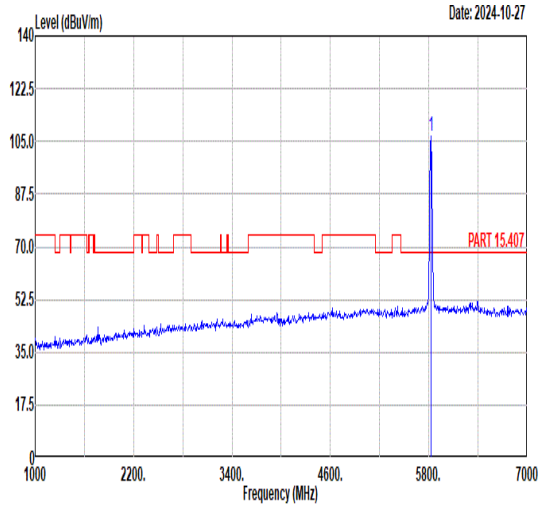 Freq Level Limit Line Margin Read Level Ant Factor Cable Loss Preamp Factor APos TPos Remark MHz dBuV/m dBuV/m dB dBuV dB/m dB dB cm deg 1 5825.00 106.62 ------ ------ 95.12 35.09 8.91 32.50 371 270 PEAK
Avg	Blank	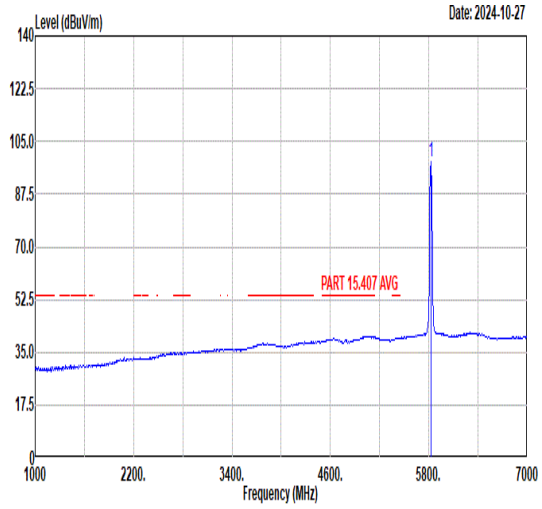 Freq Level Limit Line Margin Read Level Ant Factor Cable Loss Preamp Factor APos TPos Remark MHz dBuV/m dBuV/m dB dBuV dB/m dB dB cm deg 1 5825.00 98.05 ------ ------ 86.55 35.09 8.91 32.50 371 270 AVERAGE

Mode	43	
	Harmonic	
	U-NII-3_5.725-5.85_802.11ax HE20_CH165_Full RU_5825MHz	
ANT	CDD 5+6	
Pol.	Horizontal	Vertical
Peak Avg	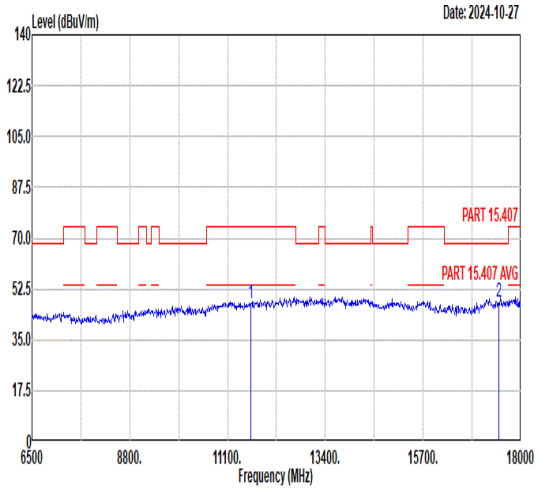 Freq Level Limit Line Margin Read Level Ant Factor Cable Loss Preamp Factor APos TPos Remark MHz dBuV/m dBuV/m dB dBuV dB/m dB dB cm deg 1 11650.00 47.78 74.00 -26.22 61.32 37.92 11.53 62.99 -- -- Peak 2 17475.00 47.85 68.30 -20.45 59.44 40.65 13.23 65.47 -- -- Peak	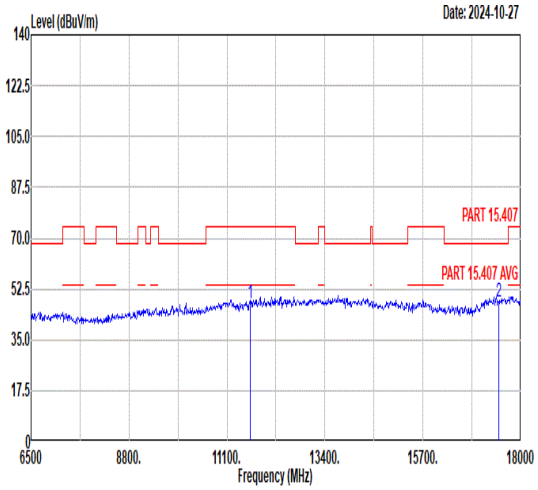 Freq Level Limit Line Margin Read Level Ant Factor Cable Loss Preamp Factor APos TPos Remark MHz dBuV/m dBuV/m dB dBuV dB/m dB dB cm deg 1 11650.00 47.42 74.00 -26.58 60.96 37.92 11.53 62.99 -- -- Peak 2 17475.00 47.90 68.30 -20.40 59.49 40.65 13.23 65.47 -- -- Peak

Mode	44	
	Band Edge - L	
	U-NII-3_5.725-5.85_802.11ax HE40_CH151_Full RU_5755MHz	
ANT	CDD 5+6	
Pol.	Horizontal	Fundamental
Peak	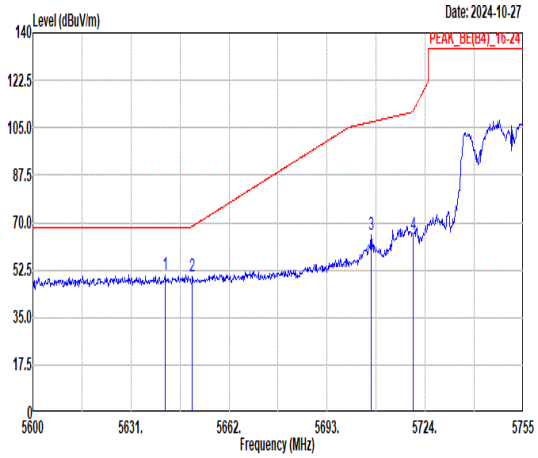 Freq Level Limit Line Margin Read Level Ant Factor Cable Loss Preamp Factor APos TPos Remark MHz dBuV/m dBuV/m dB dBuV dB/m dB dB cm deg 1 5641.85 50.91 68.30 -17.39 40.06 34.98 8.37 32.50 111 41 PEAK 2 5650.38 49.94 68.58 -18.64 39.05 34.99 8.40 32.50 111 41 PEAK 3 5706.95 65.72 107.15 -41.43 54.59 35.02 8.61 32.50 111 41 PEAK 4 5720.13 65.52 111.09 -45.57 54.33 35.03 8.66 32.50 111 41 PEAK	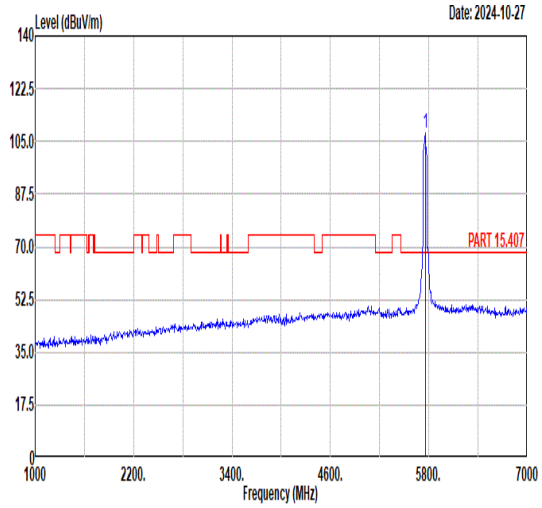 Freq Level Limit Line Margin Read Level Ant Factor Cable Loss Preamp Factor APos TPos Remark MHz dBuV/m dBuV/m dB dBuV dB/m dB dB cm deg 1 5755.00 107.87 ------ ------ 96.52 35.05 8.80 32.50 111 41 PEAK
Avg	Blank	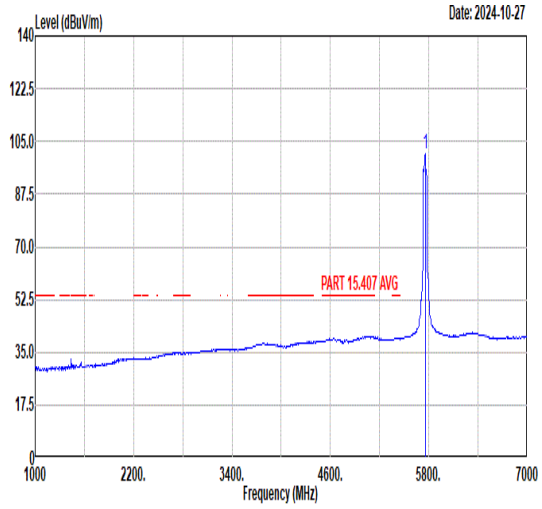 Freq Level Limit Line Margin Read Level Ant Factor Cable Loss Preamp Factor APos TPos Remark MHz dBuV/m dBuV/m dB dBuV dB/m dB dB cm deg 1 5755.00 100.95 ------ ------ 89.60 35.05 8.80 32.50 111 41 AVERAGE

Mode	44	
	Band Edge - R	
	U-NII-3_5.725-5.85_802.11ax HE40_CH151_Full RU_5755MHz	
ANT	CDD 5+6	
Pol.	Horizontal	Fundamental
Peak	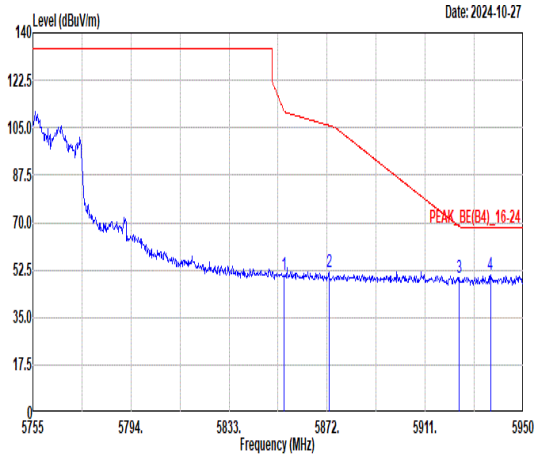 Freq Level Limit Line Margin Read Level Ant Factor Cable Loss Preamp Factor APos TPos Remark MHz dBuV/m dBuV/m dB dBuV dB/m dB dB cm deg 1 5854.84 50.78 111.17 -60.39 39.30 35.11 8.87 32.50 111 41 PEAK 2 5872.78 51.80 105.82 -54.02 40.33 35.12 8.85 32.50 111 41 PEAK 3 5924.46 49.53 68.60 -19.07 38.08 35.16 8.79 32.50 111 41 PEAK 4 5936.94 50.54 68.30 -17.76 39.11 35.16 8.77 32.50 111 41 PEAK	Blank

Mode	44	
	Band Edge - L	
	U-NII-3_5.725-5.85_802.11ax HE40_CH151_Full RU_5755MHz	
ANT	CDD 5+6	
Pol.	Vertical	Fundamental
Peak	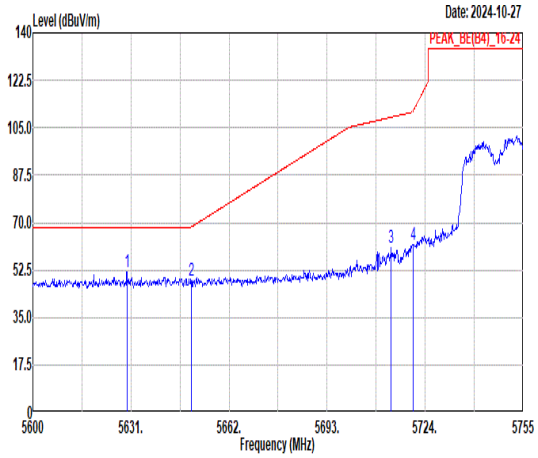 Freq Level Limit Line Margin Read Level Ant Factor Cable Loss Preamp Factor APos TPos Remark MHz dBuV/m dBuV/m dB dBuV dB/m dB dB cm deg 1 5629.76 51.90 68.30 -16.40 41.10 34.98 8.32 32.50 100 211 PEAK 2 5650.07 48.56 68.35 -19.79 37.67 34.99 8.40 32.50 100 211 PEAK 3 5713.31 60.59 108.93 -48.34 49.43 35.03 8.63 32.50 100 211 PEAK 4 5720.28 61.97 111.44 -49.47 50.78 35.03 8.66 32.50 100 211 PEAK	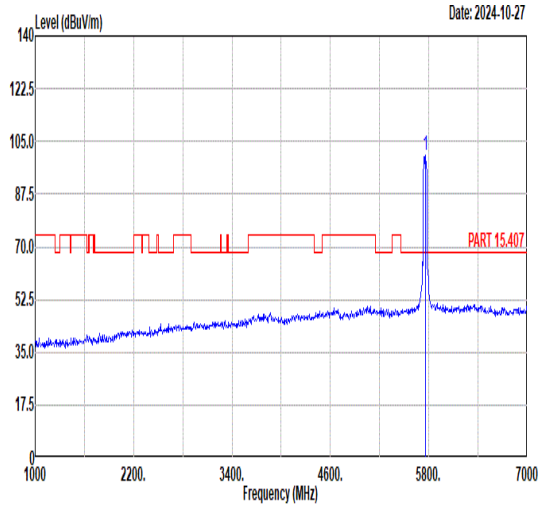 Freq Level Limit Line Margin Read Level Ant Factor Cable Loss Preamp Factor APos TPos Remark MHz dBuV/m dBuV/m dB dBuV dB/m dB dB cm deg 1 5755.00 100.21 ------ ------ 88.83 35.06 8.82 32.50 100 211 PEAK
Avg	Blank	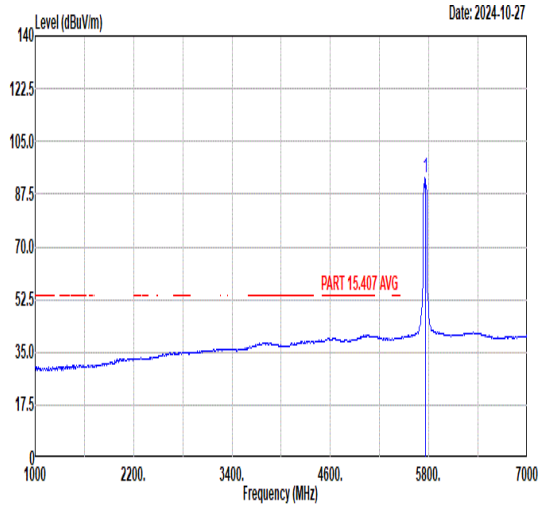 Freq Level Limit Line Margin Read Level Ant Factor Cable Loss Preamp Factor APos TPos Remark MHz dBuV/m dBuV/m dB dBuV dB/m dB dB cm deg 1 5755.00 92.76 ------ ------ 81.44 35.05 8.77 32.50 100 211 AVERAGE

Mode	44	
	Band Edge - R	
	U-NII-3_5.725-5.85_802.11ax HE40_CH151_Full RU_5755MHz	
ANT	CDD 5+6	
Pol.	Vertical	Fundamental
Peak	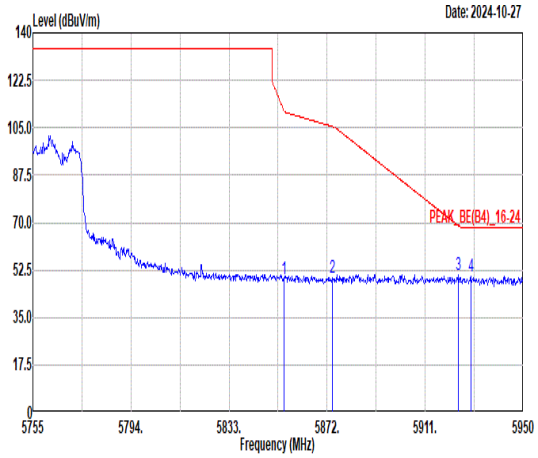 Freq Level Limit Line Margin Read Level Ant Factor Cable Loss Preamp Factor APos TPos Remark MHz dBuV/m dBuV/m dB dBuV dB/m dB dB cm deg 1 5854.84 48.88 111.17 -62.29 37.40 35.11 8.87 32.50 100 211 PEAK 2 5874.15 49.52 105.44 -55.92 38.05 35.12 8.85 32.50 100 211 PEAK 3 5924.26 50.80 68.75 -17.95 39.35 35.16 8.79 32.50 100 211 PEAK 4 5929.14 50.12 68.30 -18.18 38.68 35.16 8.78 32.50 100 211 PEAK	Blank

Mode	45	
	Band Edge - L	
	U-NII-3_5.725-5.85_802.11ax HE40_CH159_Full RU_5795MHz	
ANT	CDD 5+6	
Pol.	Horizontal	Fundamental
Peak	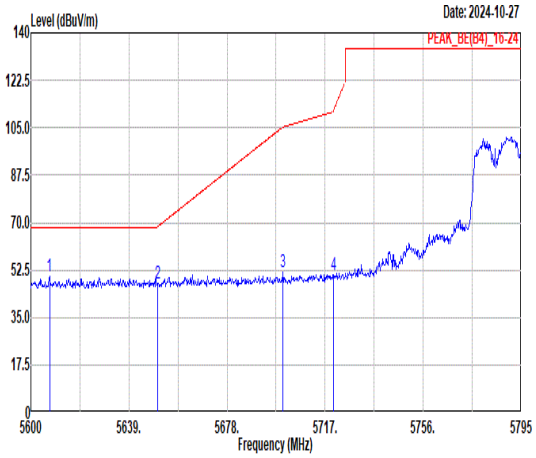 Freq Level Limit Line Margin Read Level Ant Factor Cable Loss Preamp Factor APos TPos Remark MHz dBuV/m dBuV/m dB dBuV dB/m dB dB cm deg 1 5607.41 50.42 68.30 -17.88 39.72 34.96 8.24 32.50 200 79 PEAK 2 5650.31 47.76 68.53 -20.77 36.87 34.99 8.40 32.50 200 79 PEAK 3 5700.23 51.57 105.26 -53.69 40.47 35.02 8.58 32.50 200 79 PEAK 4 5720.32 50.49 111.52 -61.03 39.30 35.03 8.66 32.50 200 79 PEAK	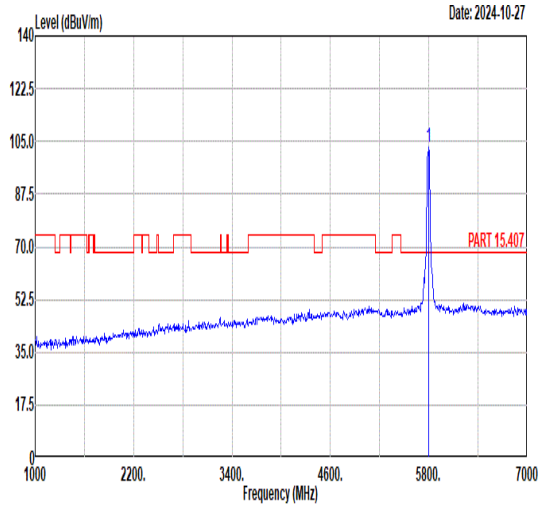 Freq Level Limit Line Margin Read Level Ant Factor Cable Loss Preamp Factor APos TPos Remark MHz dBuV/m dBuV/m dB dBuV dB/m dB dB cm deg 1 5795.00 102.89 ------ ------ 91.37 35.08 8.94 32.50 200 79 PEAK
Avg	Blank	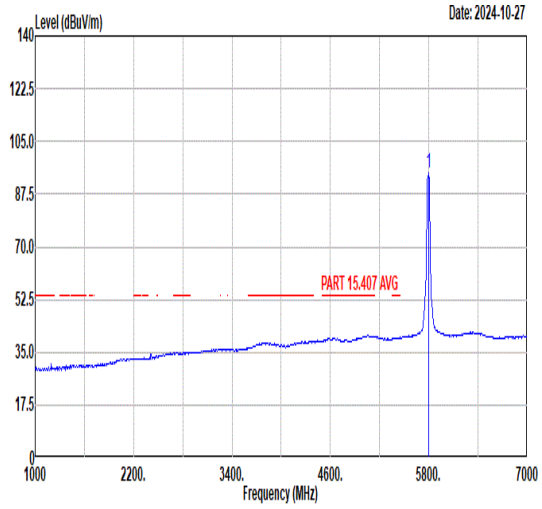 Freq Level Limit Line Margin Read Level Ant Factor Cable Loss Preamp Factor APos TPos Remark MHz dBuV/m dBuV/m dB dBuV dB/m dB dB cm deg 1 5795.00 94.53 ------ ------ 83.01 35.08 8.94 32.50 200 79 AVERAGE

Mode	45	
	Band Edge - R	
	U-NII-3_5.725-5.85_802.11ax HE40_CH159_Full RU_5795MHz	
ANT	CDD 5+6	
Pol.	Horizontal	Fundamental
Peak	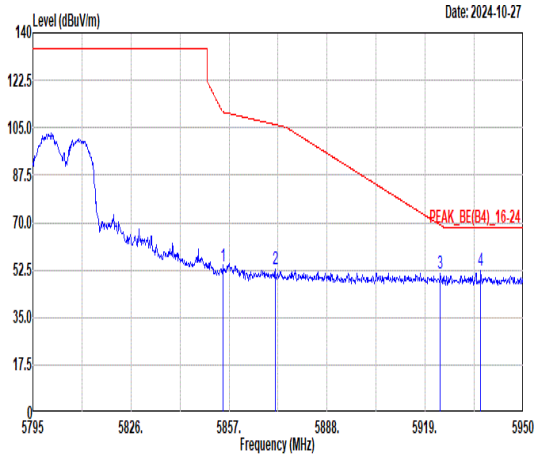 Freq Level Limit Line Margin Read Level Ant Factor Cable Loss Preamp Factor APos TPos Remark MHz dBuV/m dBuV/m dB dBuV dB/m dB dB cm deg 1 5854.99 53.64 110.83 -57.19 42.16 35.11 8.87 32.50 200 79 PEAK 2 5871.57 52.59 106.16 -53.57 41.12 35.12 8.85 32.50 200 79 PEAK 3 5923.81 51.44 69.08 -17.64 40.00 35.15 8.79 32.50 200 79 PEAK 4 5936.52 52.04 68.30 -16.26 40.60 35.16 8.78 32.50 200 79 PEAK	Blank

Mode	45
	Band Edge - L
	U-NII-3_5.725-5.85_802.11ax HE40_CH159_Full RU_5795MHz
ANT	CDD 5+6

Pol.	Vertical	Fundamental
Peak	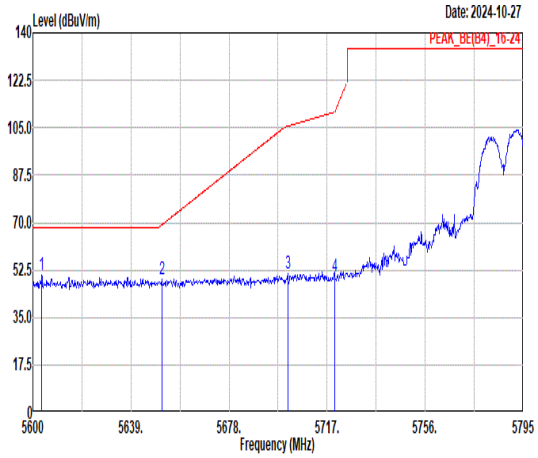 Freq Level Limit Line Margin Read Level Ant Factor Cable Loss Preamp Factor APos TPos Remark MHz dBuV/m dBuV/m dB dBuV dB/m dB dB cm deg 1 5603.51 50.53 68.30 -17.77 39.84 34.96 8.23 32.50 100 300 PEAK 2 5651.29 49.13 69.25 -20.12 38.24 34.99 8.40 32.50 100 300 PEAK 3 5701.40 51.27 105.59 -54.32 40.16 35.02 8.59 32.50 100 300 PEAK 4 5720.12 50.07 111.07 -61.00 38.88 35.03 8.66 32.50 100 300 PEAK	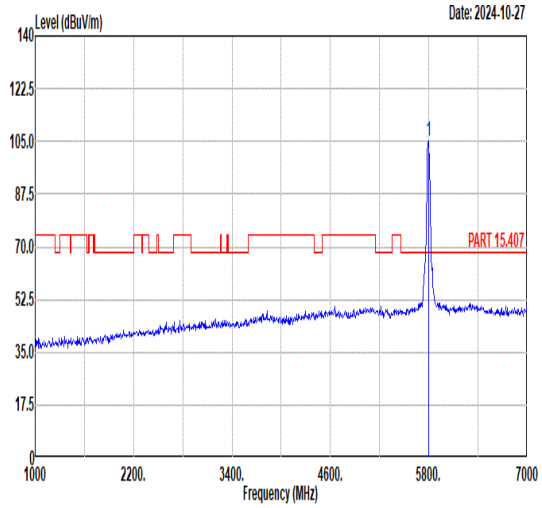 Freq Level Limit Line Margin Read Level Ant Factor Cable Loss Preamp Factor APos TPos Remark MHz dBuV/m dBuV/m dB dBuV dB/m dB dB cm deg 1 5795.00 104.96 ------ ------ 93.45 35.08 8.93 32.50 100 300 PEAK
Avg	Blank	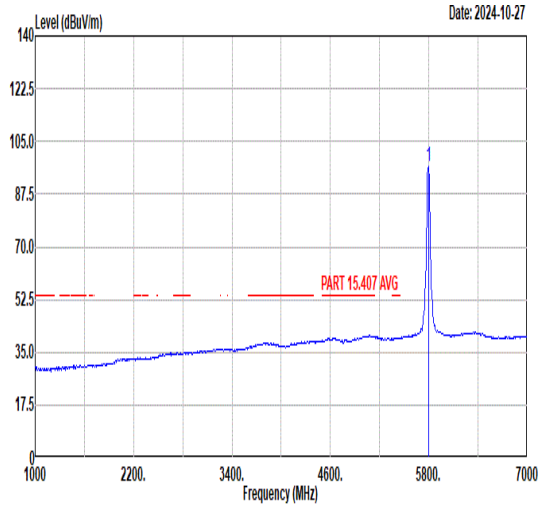 Freq Level Limit Line Margin Read Level Ant Factor Cable Loss Preamp Factor APos TPos Remark MHz dBuV/m dBuV/m dB dBuV dB/m dB dB cm deg 1 5795.00 96.76 ------ ------ 85.25 35.08 8.93 32.50 100 300 AVERAGE

Mode	45	
	Band Edge - R	
	U-NII-3_5.725-5.85_802.11ax HE40_CH159_Full RU_5795MHz	
ANT	CDD 5+6	
Pol.	Vertical	Fundamental
Peak	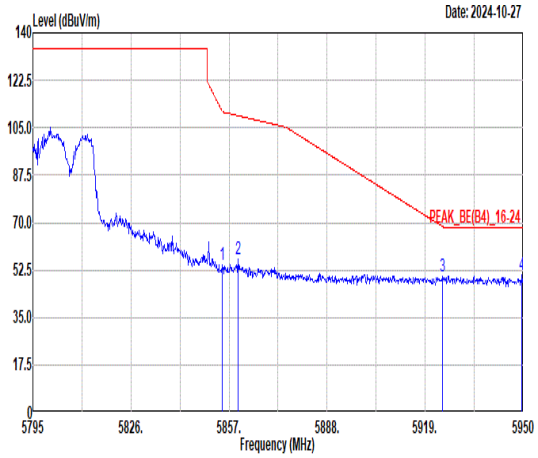 Freq Level Limit Line Margin Read Level Ant Factor Cable Loss Preamp Factor APos TPos Remark MHz dBuV/m dBuV/m dB dBuV dB/m dB dB cm deg 1 5854.83 54.61 111.19 -56.58 43.13 35.11 8.87 32.50 100 300 PEAK 2 5859.95 56.63 109.41 -52.78 45.14 35.12 8.87 32.50 100 300 PEAK 3 5924.58 50.15 68.51 -18.36 38.70 35.16 8.79 32.50 100 300 PEAK 4 5949.54 50.46 68.30 -17.84 39.03 35.17 8.76 32.50 100 300 PEAK	Blank

Mode	46	
	Band Edge - L	
	U-NII-3_5.725-5.85_802.11ax HE80_CH155_Full RU_5775MHz	
ANT	CDD 5+6	
Pol.	Horizontal	Fundamental
Peak	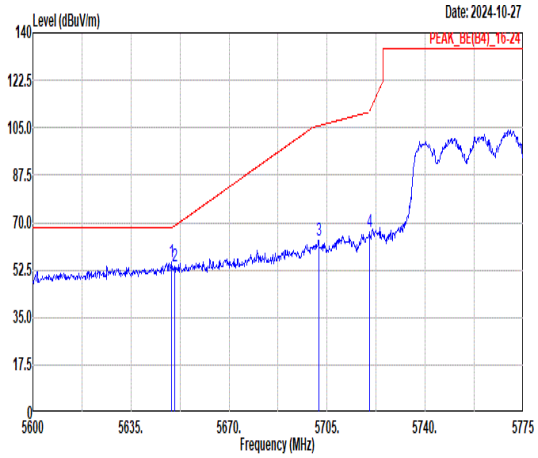 Freq Level Limit Line Margin Read Level Ant Factor Cable Loss Preamp Factor APos TPos Remark MHz dBuV/m dBuV/m dB dBuV dB/m dB dB cm deg 1 5649.35 55.65 68.30 -12.65 44.77 34.99 8.39 32.50 311 58 PEAK 2 5650.58 53.65 68.73 -15.08 42.76 34.99 8.40 32.50 311 58 PEAK 3 5702.03 63.44 105.77 -42.33 52.33 35.02 8.59 32.50 311 58 PEAK 4 5720.05 66.60 110.91 -44.31 55.41 35.03 8.66 32.50 311 58 PEAK	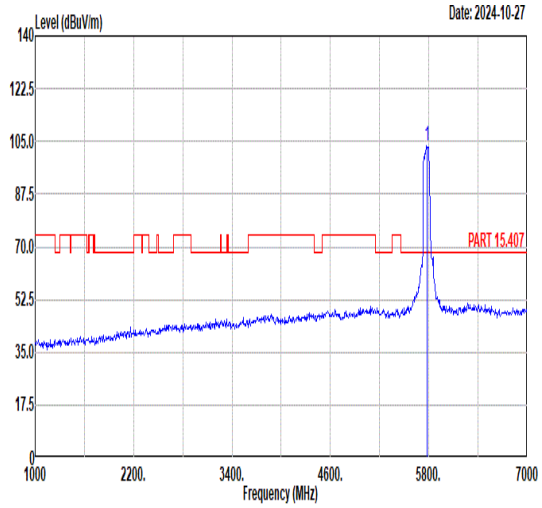 Freq Level Limit Line Margin Read Level Ant Factor Cable Loss Preamp Factor APos TPos Remark MHz dBuV/m dBuV/m dB dBuV dB/m dB dB cm deg 1 5775.00 103.47 ------ ------ 92.07 35.06 8.84 32.50 311 58 PEAK
Avg	Blank	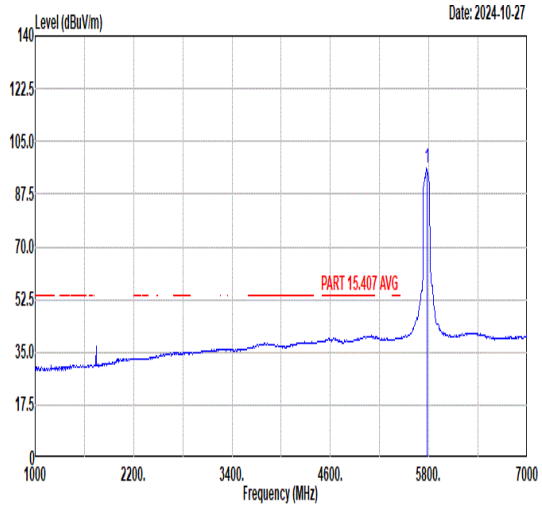 Freq Level Limit Line Margin Read Level Ant Factor Cable Loss Preamp Factor APos TPos Remark MHz dBuV/m dBuV/m dB dBuV dB/m dB dB cm deg 1 5775.00 95.95 ------ ------ 84.55 35.06 8.84 32.50 311 58 AVERAGE

Mode	46	
	Band Edge - R	
	U-NII-3_5.725-5.85_802.11ax HE80_CH155_Full RU_5775MHz	
ANT	CDD 5+6	
Pol.	Horizontal	Fundamental
Peak	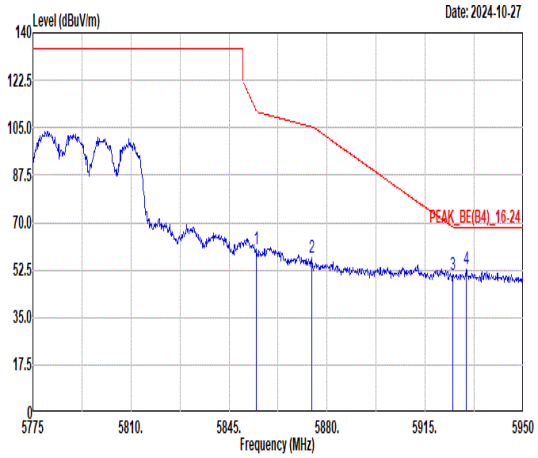 Limit Read Ant Cable Preamp APos TPos Freq Level Line Margin Level Factor Loss Factor Remark MHz dBuV/m dBuV/m dB dBuV dB/m dB dB cm deg 1 5854.80 60.27 111.26 -50.99 48.79 35.11 8.87 32.50 311 58 PEAK 2 5874.40 56.84 105.37 -48.53 45.37 35.12 8.85 32.50 311 58 PEAK 3 5924.98 50.72 68.22 -17.50 39.27 35.16 8.79 32.50 311 58 PEAK 4 5929.53 53.00 68.30 -15.30 41.56 35.16 8.78 32.50 311 58 PEAK	Blank

Mode	46	
	Band Edge - L	
	U-NII-3_5.725-5.85_802.11ax HE80_CH155_Full RU_5775MHz	
ANT	CDD 5+6	
Pol.	Vertical	Fundamental
Peak	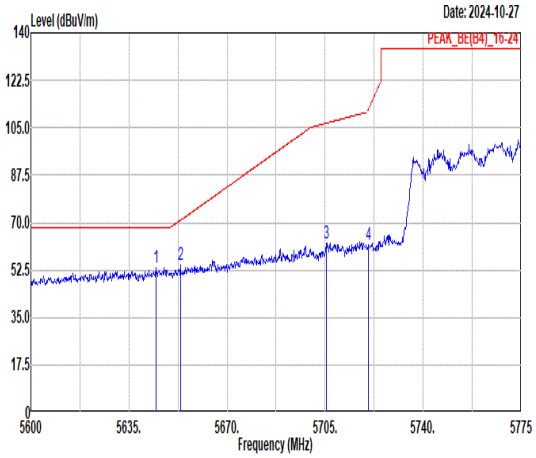 Freq Level Limit Line Margin Read Level Ant Factor Cable Loss Preamp Factor APos TPos Remark MHz dBuV/m dBuV/m dB dBuV dB/m dB dB cm deg 1 5644.63 53.28 68.30 -15.02 42.42 34.98 8.38 32.50 300 7 PEAK 2 5653.38 54.22 70.80 -16.58 43.32 34.99 8.41 32.50 300 7 PEAK 3 5705.53 62.17 106.75 -44.58 51.05 35.02 8.60 32.50 300 7 PEAK 4 5720.40 61.57 111.71 -50.14 50.38 35.03 8.66 32.50 300 7 PEAK	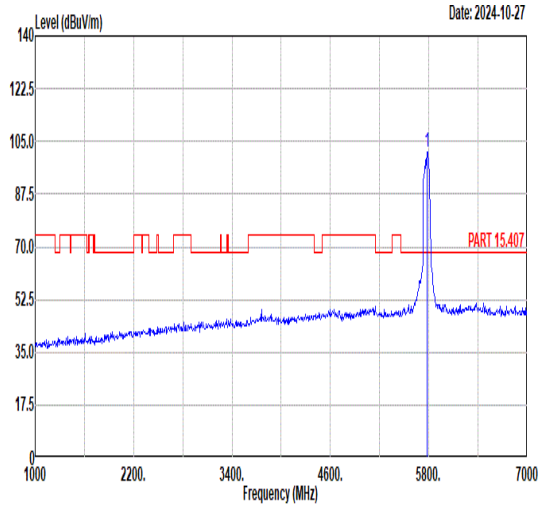 Freq Level Limit Line Margin Read Level Ant Factor Cable Loss Preamp Factor APos TPos Remark MHz dBuV/m dBuV/m dB dBuV dB/m dB dB cm deg 1 5775.00 101.65 ------ ------ 90.23 35.06 8.86 32.50 300 7 PEAK
Avg	Blank	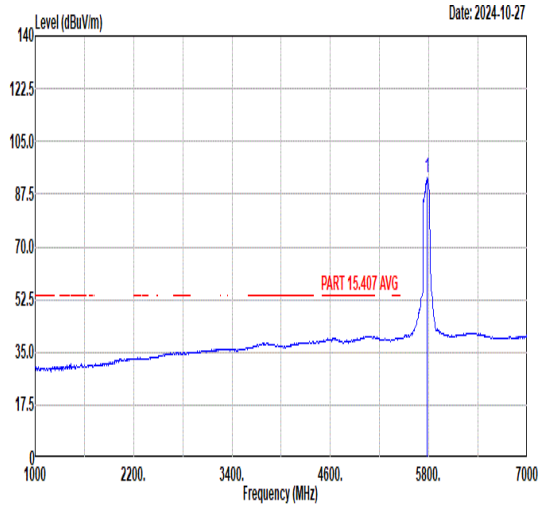 Freq Level Limit Line Margin Read Level Ant Factor Cable Loss Preamp Factor APos TPos Remark MHz dBuV/m dBuV/m dB dBuV dB/m dB dB cm deg 1 5775.00 92.88 ------ ------ 81.46 35.06 8.86 32.50 300 7 AVERAGE

Mode	46	
	Band Edge - R	
	U-NII-3_5.725-5.85_802.11ax HE80_CH155_Full RU_5775MHz	
ANT	CDD 5+6	
Pol.	Vertical	Fundamental
Peak	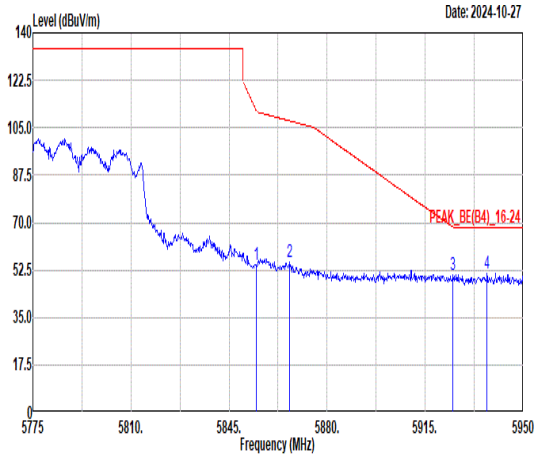 Freq Level Limit Line Margin Read Level Ant Factor Cable Loss Preamp Factor APos TPos Remark MHz dBuV/m dBuV/m dB dBuV dB/m dB dB cm deg 1 5854.80 54.55 111.26 -56.71 43.07 35.11 8.87 32.50 300 7 PEAK 2 5866.70 55.42 107.52 -52.10 43.94 35.12 8.86 32.50 300 7 PEAK 3 5924.98 50.53 68.22 -17.69 39.08 35.16 8.79 32.50 300 7 PEAK 4 5937.05 51.31 68.30 -16.99 39.88 35.16 8.77 32.50 300 7 PEAK	Blank

Mode	46	
	Harmonic	
	U-NII-3_5.725-5.85_802.11ax HE80_CH155_Full RU_5775MHz	
ANT	CDD 5+6	
Pol.	Horizontal	Vertical
Peak Avg	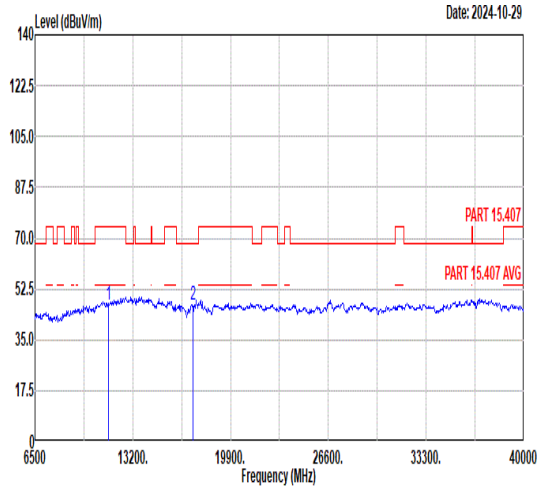 Freq Level Limit Line Margin Read Level Ant Factor Cable Loss Preamp Factor APos TPos Remark MHz dBuV/m dBuV/m dB dBuV dB/m dB dB cm deg 1 11550.00 47.02 74.00 -26.98 60.63 37.84 11.48 62.93 -- -- Peak 2 17325.00 47.23 68.30 -21.07 58.99 40.41 13.19 65.36 -- -- Peak	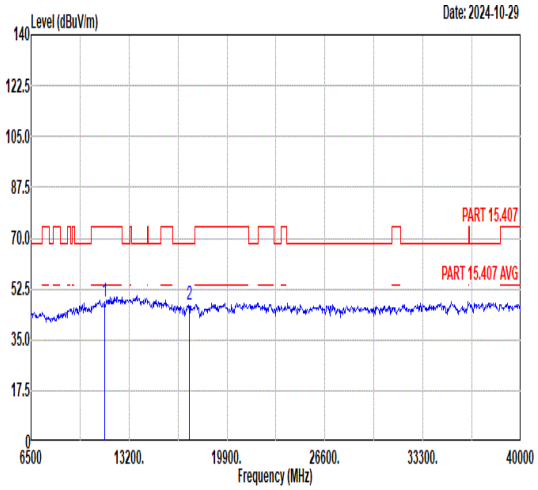 Freq Level Limit Line Margin Read Level Ant Factor Cable Loss Preamp Factor APos TPos Remark MHz dBuV/m dBuV/m dB dBuV dB/m dB dB cm deg 1 11550.00 47.90 74.00 -26.10 61.51 37.84 11.48 62.93 -- -- Peak 2 17325.00 47.22 68.30 -21.08 58.98 40.41 13.19 65.36 -- -- Peak

Mode	47	
	Band Edge	
	U-NII-3_5.725-5.85_802.11ax HE20_CH149_Partial_RU _5745MHz	
ANT	CDD 5+6	
Pol.	Horizontal	Fundamental
Peak	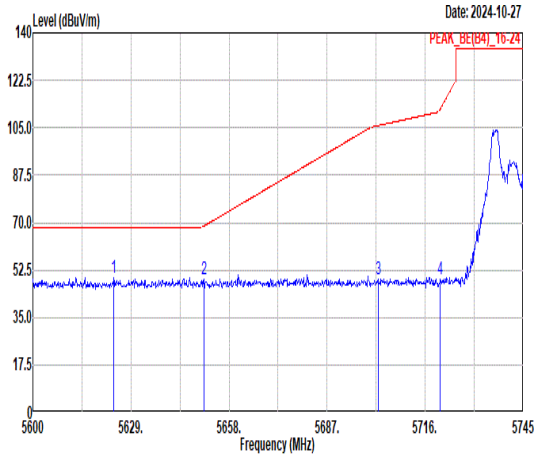 Freq Level Limit Line Margin Read Level Ant Factor Cable Loss Preamp Factor APos TPos Remark MHz dBuV/m dBuV/m dB dBuV dB/m dB dB cm deg 1 5623.93 49.54 68.30 -18.76 38.77 34.97 8.30 32.50 352 60 PEAK 2 5650.61 49.05 68.75 -19.70 38.16 34.99 8.40 32.50 352 60 PEAK 3 5702.08 49.26 105.78 -56.52 38.15 35.02 8.59 32.50 352 60 PEAK 4 5720.50 48.93 111.93 -63.00 37.74 35.03 8.66 32.50 352 60 PEAK	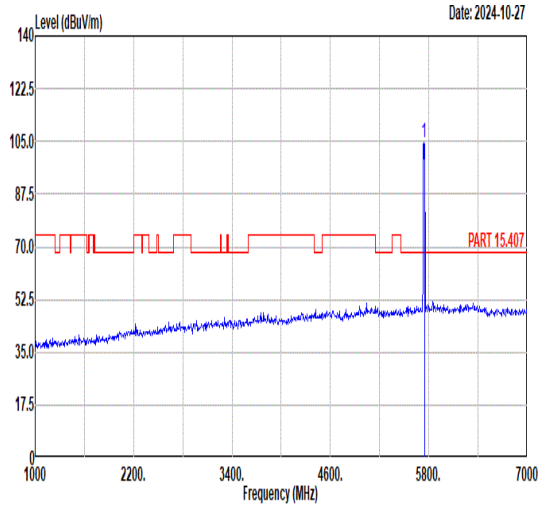 Freq Level Limit Line Margin Read Level Ant Factor Cable Loss Preamp Factor APos TPos Remark MHz dBuV/m dBuV/m dB dBuV dB/m dB dB cm deg 1 5745.00 104.37 ------ ------ 93.10 35.04 8.73 32.50 352 60 PEAK
Avg	Blank	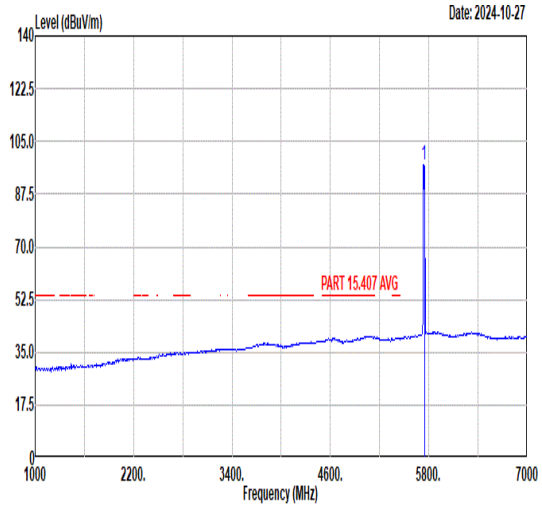 Freq Level Limit Line Margin Read Level Ant Factor Cable Loss Preamp Factor APos TPos Remark MHz dBuV/m dBuV/m dB dBuV dB/m dB dB cm deg 1 5745.00 97.04 ------ ------ 85.79 35.04 8.71 32.50 352 60 AVERAGE

Mode	47	
	Band Edge	
	U-NII-3_5.725-5.85_802.11ax HE20_CH149_Partial_RU _5745MHz	
ANT	CDD 5+6	
Pol.	Vertical	Fundamental
Peak	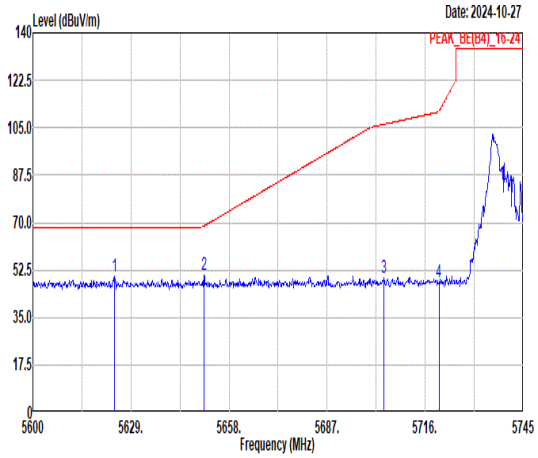 Freq Level Limit Line Margin Read Level Ant Factor Cable Loss Preamp Factor APos TPos Remark MHz dBuV/m dBuV/m dB dBuV dB/m dB dB cm deg 1 5624.22 50.17 68.30 -18.13 39.40 34.97 8.30 32.50 400 100 PEAK 2 5650.61 50.85 68.75 -17.90 39.96 34.99 8.40 32.50 400 100 PEAK 3 5703.82 49.51 106.27 -56.76 38.39 35.02 8.60 32.50 400 100 PEAK 4 5720.06 48.28 110.94 -62.66 37.09 35.03 8.66 32.50 400 100 PEAK	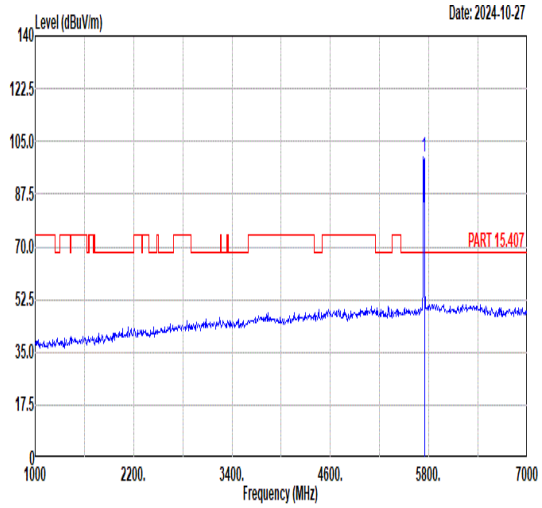 Freq Level Limit Line Margin Read Level Ant Factor Cable Loss Preamp Factor APos TPos Remark MHz dBuV/m dBuV/m dB dBuV dB/m dB dB cm deg 1 5745.00 99.94 ------ ------ 88.69 35.04 8.71 32.50 400 100 PEAK
Avg	Blank	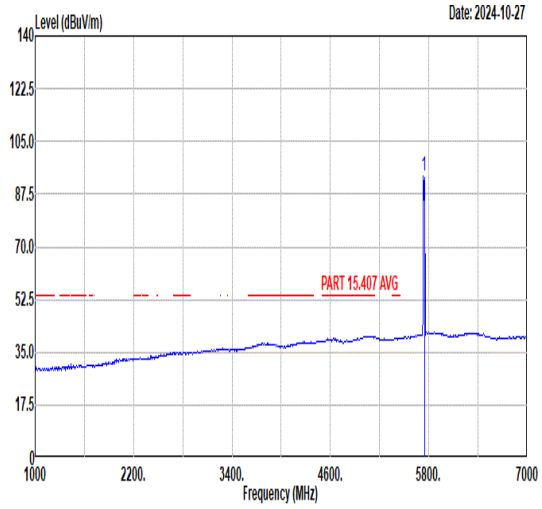 Freq Level Limit Line Margin Read Level Ant Factor Cable Loss Preamp Factor APos TPos Remark MHz dBuV/m dBuV/m dB dBuV dB/m dB dB cm deg 1 5745.00 93.26 ------ ------ 82.01 35.04 8.71 32.50 400 100 AVERAGE

Mode	48	
	Band Edge	
	U-NII-3_5.725-5.85_802.11ax HE20_CH165_Partial_RU _5825MHz	
ANT	CDD 5+6	
Pol.	Horizontal	Fundamental
Peak	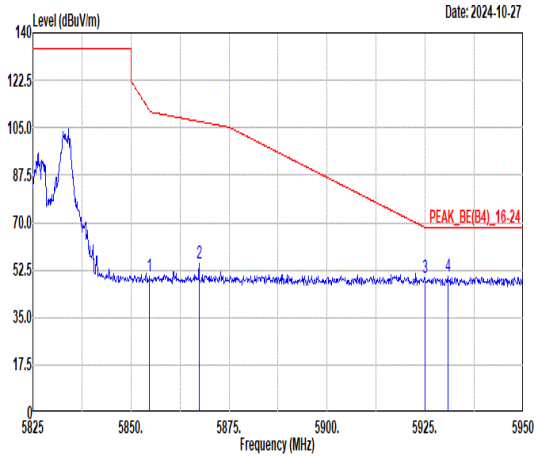 Freq Level Limit Line Margin Read Level Ant Factor Cable Loss Preamp Factor APos TPos Remark MHz dBuV/m dBuV/m dB dBuV dB/m dB dB cm deg 1 5854.75 50.16 111.37 -61.21 38.68 35.11 8.87 32.50 400 32 PEAK 2 5867.38 54.73 107.33 -52.60 43.25 35.12 8.86 32.50 400 32 PEAK 3 5924.88 49.69 68.29 -18.60 38.24 35.16 8.79 32.50 400 32 PEAK 4 5930.75 50.12 68.30 -18.18 38.68 35.16 8.78 32.50 400 32 PEAK	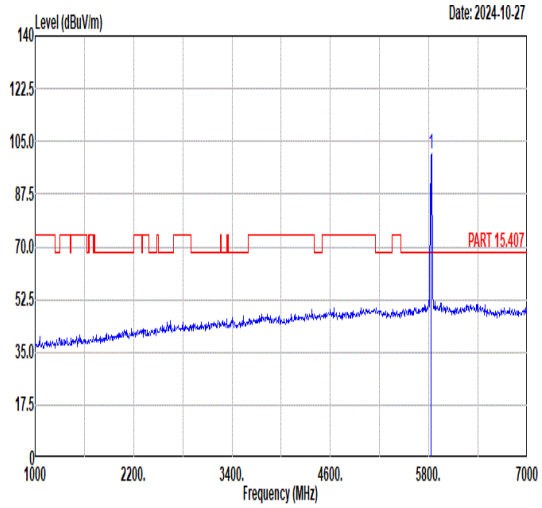 Freq Level Limit Line Margin Read Level Ant Factor Cable Loss Preamp Factor APos TPos Remark MHz dBuV/m dBuV/m dB dBuV dB/m dB dB cm deg 1 5825.00 100.95 ------ ------ 89.46 35.10 8.89 32.50 400 32 PEAK
Avg	Blank	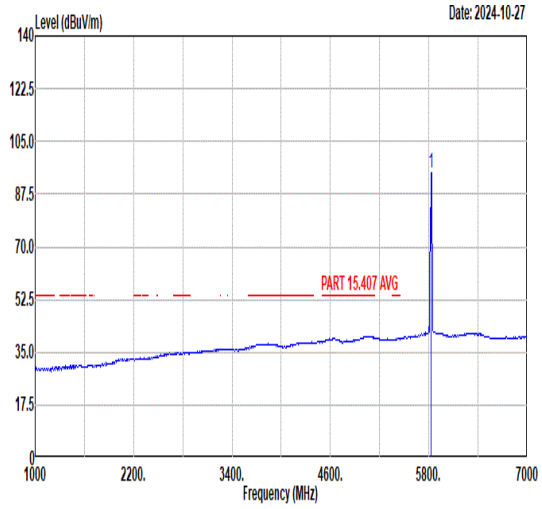 Freq Level Limit Line Margin Read Level Ant Factor Cable Loss Preamp Factor APos TPos Remark MHz dBuV/m dBuV/m dB dBuV dB/m dB dB cm deg 1 5825.00 94.55 ------ ------ 83.05 35.10 8.90 32.50 400 32 AVERAGE

Mode	48	
	Band Edge	
	U-NII-3_5.725-5.85_802.11ax HE20_CH165_Partial_RU _5825MHz	
ANT	CDD 5+6	
Pol.	Vertical	Fundamental
Peak	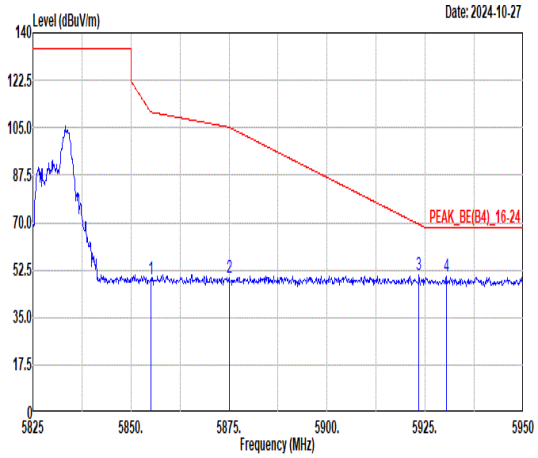 Freq Level Limit Line Margin Read Level Ant Factor Cable Loss Preamp Factor APos TPos Remark MHz dBuV/m dBuV/m dB dBuV dB/m dB dB cm deg 1 5855.00 48.87 110.80 -61.93 37.39 35.11 8.87 32.50 375 360 PEAK 2 5875.00 49.61 105.20 -55.59 38.13 35.13 8.85 32.50 375 360 PEAK 3 5923.38 50.69 69.40 -18.71 39.25 35.15 8.79 32.50 375 360 PEAK 4 5930.38 50.32 68.30 -17.98 38.88 35.16 8.78 32.50 375 360 PEAK	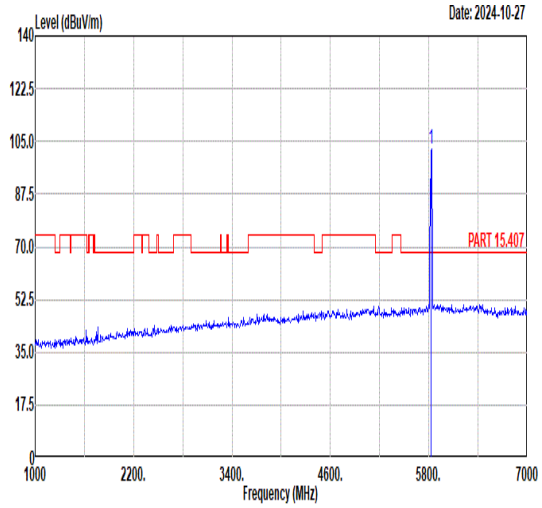 Freq Level Limit Line Margin Read Level Ant Factor Cable Loss Preamp Factor APos TPos Remark MHz dBuV/m dBuV/m dB dBuV dB/m dB dB cm deg 1 5825.00 102.67 ------ ------ 91.18 35.10 8.89 32.50 375 360 PEAK
Avg	Blank	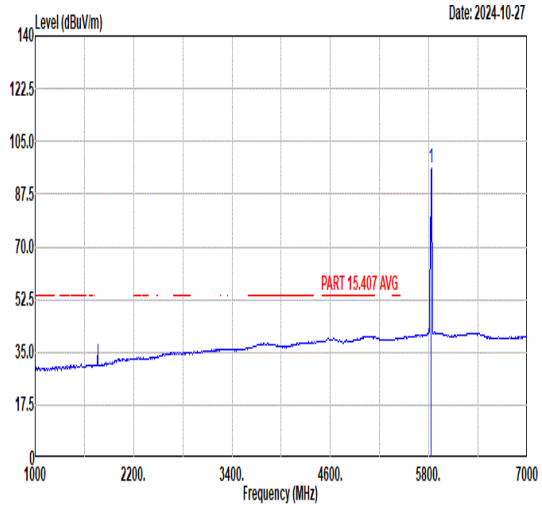 Freq Level Limit Line Margin Read Level Ant Factor Cable Loss Preamp Factor APos TPos Remark MHz dBuV/m dBuV/m dB dBuV dB/m dB dB cm deg 1 5825.00 95.92 ------ ------ 84.43 35.10 8.89 32.50 375 360 AVERAGE

Mode	49	
	LF	
	U-NII-1_5.15-5.25_802.11ax HE40_CH38_LFMHz	
ANT	CDD 5+6	
Pol.	Horizontal	Vertical
Peak	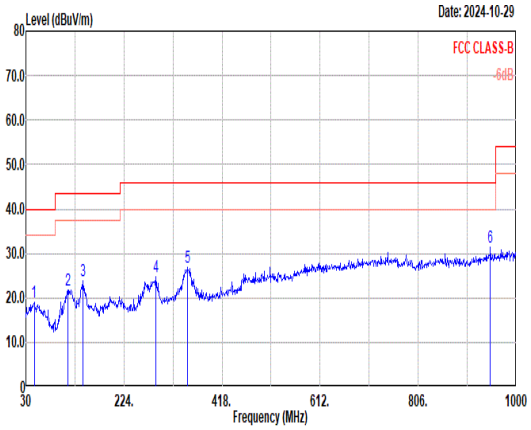	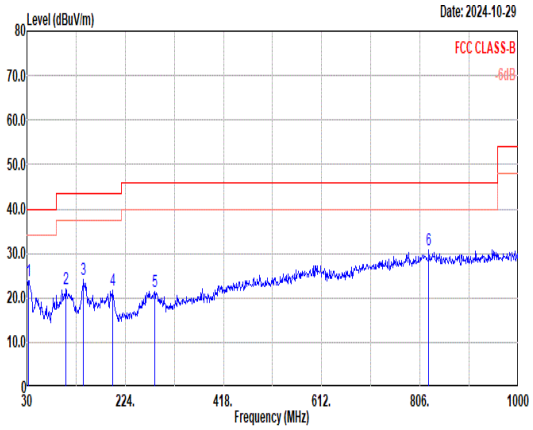

Horizontal:

	Freq	Level	Limit Line	Margin	Read Level	Ant Factor	Cable Loss	Preamp Factor	APos	TPos	Remark
	MHz	dBuV/m	dBuV/m	dB	dBuV	dB/m	dB	dB	cm	deg	
1	46.49	18.87	40.00	-21.13	33.56	19.62	0.69	35.00	--	--	Peak
2	112.45	21.74	43.50	-21.76	39.48	15.92	1.12	34.78	--	--	Peak
3	142.52	23.81	43.50	-19.69	38.93	18.35	1.25	34.72	--	--	Peak
4	287.05	24.91	46.00	-21.09	39.06	18.72	1.76	34.63	--	--	Peak
5	349.13	26.91	46.00	-19.09	39.37	20.20	1.94	34.60	--	--	Peak
6	948.59	31.41	46.00	-14.59	32.71	29.74	3.26	34.30	--	--	Peak

Vertical:

	Freq	Level	Limit Line	Margin	Read Level	Ant Factor	Cable Loss	Preamp Factor	APos	TPos	Remark
	MHz	dBuV/m	dBuV/m	dB	dBuV	dB/m	dB	dB	cm	deg	
1	33.88	23.98	40.00	-16.02	39.82	18.46	0.57	34.87	--	--	Peak
2	106.63	21.93	43.50	-21.57	40.18	15.45	1.09	34.79	--	--	Peak
3	141.55	24.03	43.50	-19.47	39.23	18.27	1.25	34.72	--	--	Peak
4	198.78	21.84	43.50	-21.66	39.01	16.05	1.48	34.70	--	--	Peak
5	282.20	21.45	46.00	-24.55	35.78	18.57	1.74	34.64	--	--	Peak
6	823.46	30.78	46.00	-15.22	33.73	28.29	3.06	34.30	--	--	Peak

Mode	50	
	LF	
	U-NII-3_5.725-5.85_802.11ax HE80_CH155_LFMHz	
ANT	CDD 5+6	
Pol.	Horizontal	Vertical
Peak	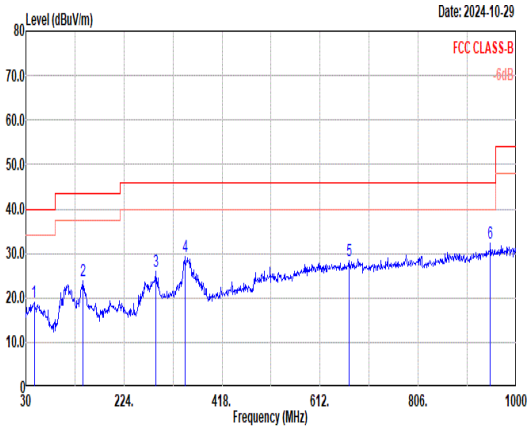	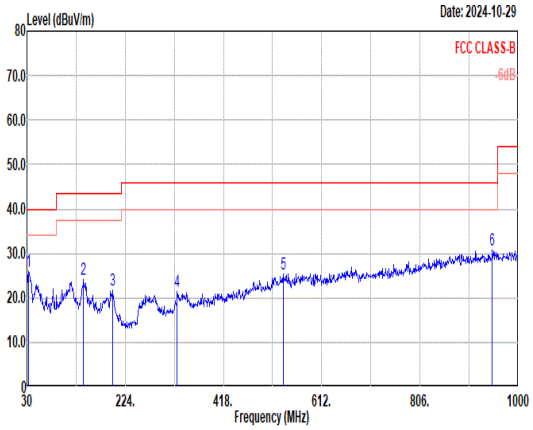

Horizontal:

	Freq	Level	Limit Line	Margin	Read Level	Ant Factor	Cable Loss	Preamp Factor	APos	TPos	Remark
	MHz	dBuV/m	dBuV/m	dB	dBuV	dB/m	dB	dB	cm	deg	
1	46.49	18.87	40.00	-21.13	33.56	19.62	0.69	35.00	--	--	Peak
2	142.52	23.81	43.50	-19.69	38.93	18.35	1.25	34.72	--	--	Peak
3	287.05	25.91	46.00	-20.09	40.06	18.72	1.76	34.63	--	--	Peak
4	344.28	29.16	46.00	-16.84	41.75	20.09	1.92	34.60	--	--	Peak
5	669.23	28.26	46.00	-17.74	33.40	26.58	2.74	34.46	--	--	Peak
6	948.59	32.41	46.00	-13.59	33.71	29.74	3.26	34.30	--	--	Peak

Vertical:

	Freq	Level	Limit Line	Margin	Read Level	Ant Factor	Cable Loss	Preamp Factor	APos	TPos	Remark
	MHz	dBuV/m	dBuV/m	dB	dBuV	dB/m	dB	dB	cm	deg	
1	33.88	25.98	40.00	-14.02	41.82	18.46	0.57	34.87	--	--	Peak
2	141.55	24.03	43.50	-19.47	39.23	18.27	1.25	34.72	--	--	Peak
3	198.78	21.84	43.50	-21.66	39.01	16.05	1.48	34.70	--	--	Peak
4	326.82	21.40	46.00	-24.60	34.41	19.71	1.88	34.60	--	--	Peak
5	536.34	25.48	46.00	-20.52	33.57	23.96	2.45	34.50	--	--	Peak
6	948.59	30.69	46.00	-15.31	31.99	29.74	3.26	34.30	--	--	Peak

Mode	51	
	Band Edge - L	
	CO-TX	
Pol.	Horizontal	Fundamental
Peak	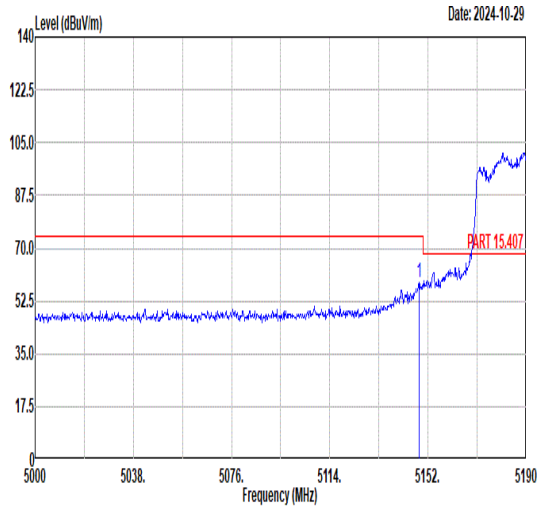 Freq Level Limit Line Margin Read Level Ant Factor Cable Loss Preamp Factor APos TPos Remark MHz dBuV/m dBuV/m dB dBuV dB/m dB dB cm deg 1 5148.58 58.68 74.00 -15.32 48.78 34.62 7.92 32.64 146 139 PEAK	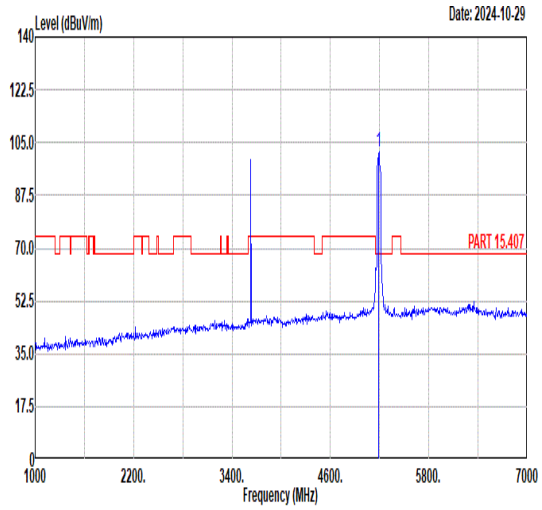 Freq Level Limit Line Margin Read Level Ant Factor Cable Loss Preamp Factor APos TPos Remark MHz dBuV/m dBuV/m dB dBuV dB/m dB dB cm deg 1 5190.00 101.75 ------ ------ 91.76 34.66 7.95 32.62 146 139 PEAK
Avg	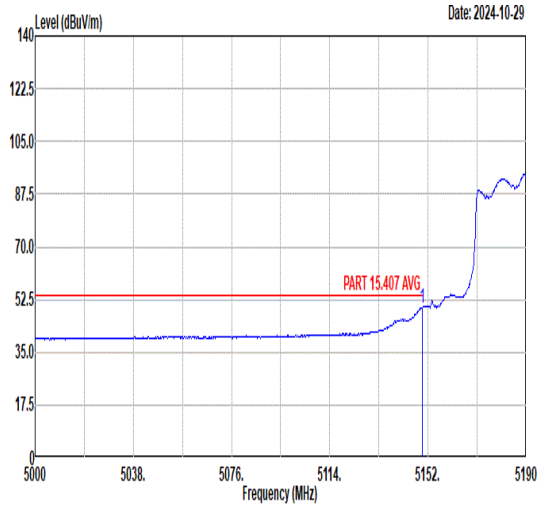 Freq Level Limit Line Margin Read Level Ant Factor Cable Loss Preamp Factor APos TPos Remark MHz dBuV/m dBuV/m dB dBuV dB/m dB dB cm deg 1 5149.72 49.91 54.00 -4.09 40.01 34.62 7.92 32.64 146 139 AVERAGE	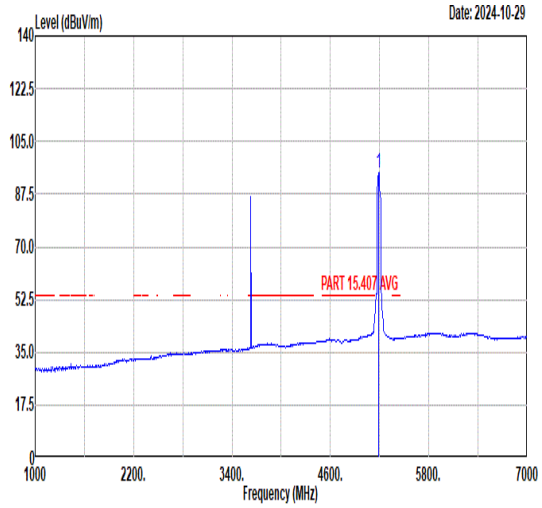 Freq Level Limit Line Margin Read Level Ant Factor Cable Loss Preamp Factor APos TPos Remark MHz dBuV/m dBuV/m dB dBuV dB/m dB dB cm deg 1 5190.00 94.75 ------ ------ 84.76 34.66 7.95 32.62 146 139 AVERAGE

Mode	51	
	Band Edge - R	
	CO-TX	
Pol.	Horizontal	Fundamental
Peak	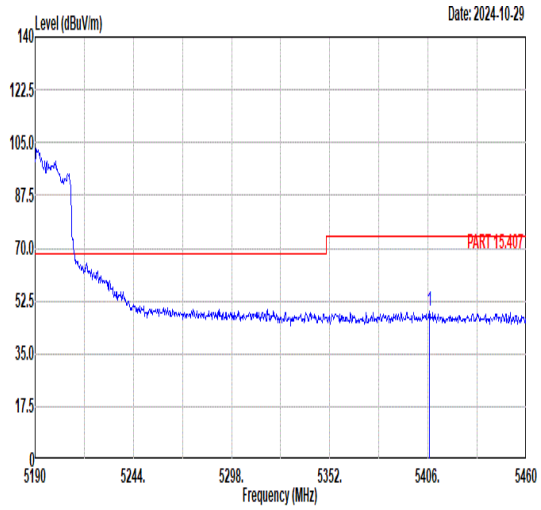 Freq Level Limit Line Margin Read Level Ant Factor Cable Loss Preamp Factor APos TPos Remark MHz dBuV/m dBuV/m dB dBuV dB/m dB dB cm deg 1 5406.81 48.93 74.00 -25.07 38.16 34.82 8.48 32.53 146 139 PEAK	Blank
Avg	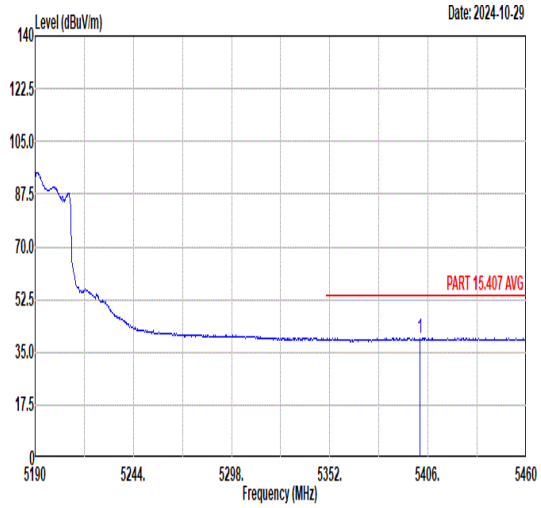 Freq Level Limit Line Margin Read Level Ant Factor Cable Loss Preamp Factor APos TPos Remark MHz dBuV/m dBuV/m dB dBuV dB/m dB dB cm deg 1 5401.41 39.70 54.00 -14.30 28.95 34.82 8.47 32.54 146 139 AVERAGE	Blank

Mode	51	
	Band Edge - L	
	CO-TX	
Pol.	Vertical	Fundamental
Peak	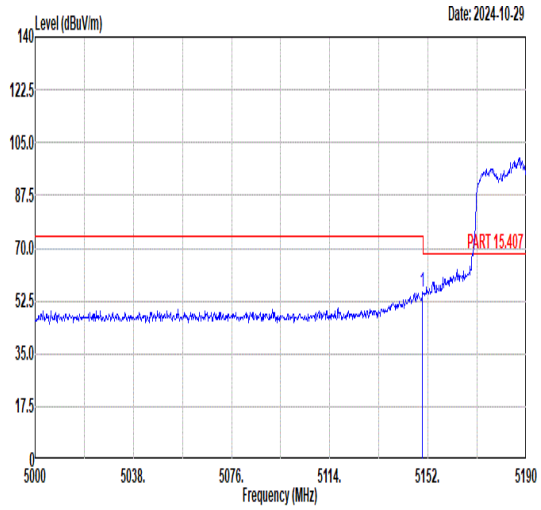 Freq Level Limit Line Margin Read Level Ant Factor Cable Loss Preamp Factor APos TPos Remark MHz dBuV/m dBuV/m dB dBuV dB/m dB dB cm deg 1 5149.91 55.26 74.00 -18.74 45.36 34.62 7.92 32.64 210 95 PEAK	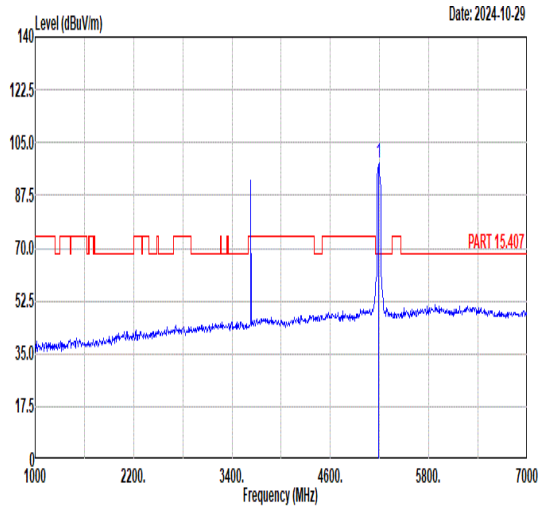 Freq Level Limit Line Margin Read Level Ant Factor Cable Loss Preamp Factor APos TPos Remark MHz dBuV/m dBuV/m dB dBuV dB/m dB dB cm deg 1 5190.00 98.46 ------ ------ 88.47 34.66 7.95 32.62 210 95 PEAK
Avg	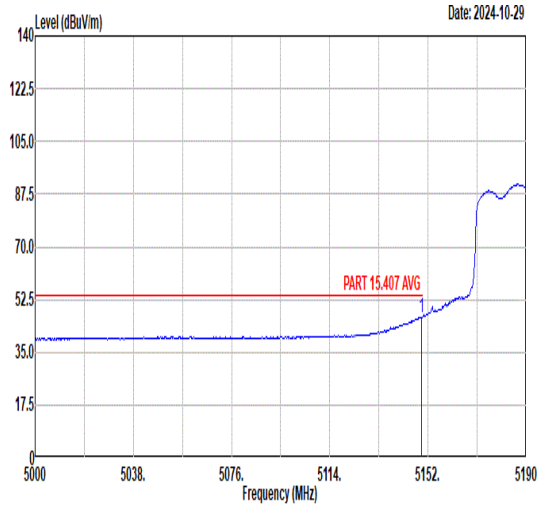 Freq Level Limit Line Margin Read Level Ant Factor Cable Loss Preamp Factor APos TPos Remark MHz dBuV/m dBuV/m dB dBuV dB/m dB dB cm deg 1 5149.53 46.56 54.00 -7.44 36.66 34.62 7.92 32.64 210 95 AVERAGE	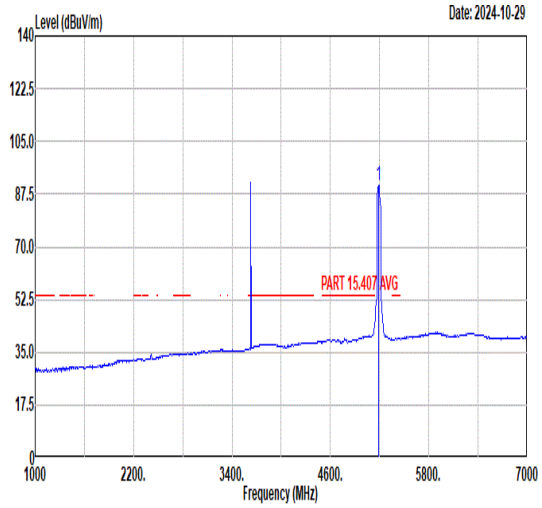 Freq Level Limit Line Margin Read Level Ant Factor Cable Loss Preamp Factor APos TPos Remark MHz dBuV/m dBuV/m dB dBuV dB/m dB dB cm deg 1 5190.00 90.29 ------ ------ 80.30 34.66 7.95 32.62 210 95 AVERAGE

Mode	51	
	Band Edge - R	
	CO-TX	
Pol.	Vertical	Fundamental
Peak	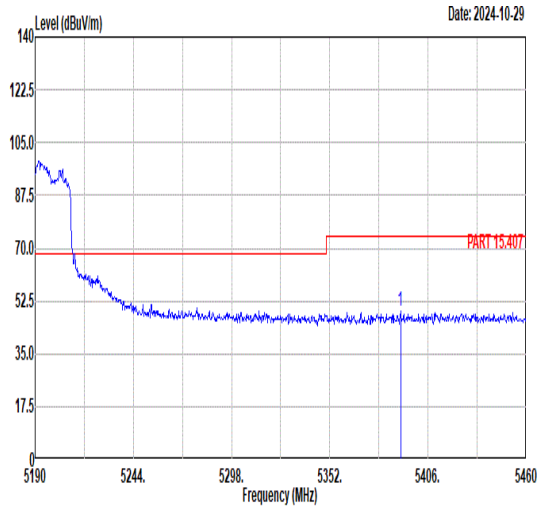 Freq Level Limit Line Margin Read Level Ant Factor Cable Loss Preamp Factor APos TPos Remark MHz dBuV/m dBuV/m dB dBuV dB/m dB dB cm deg 1 5390.88 49.06 74.00 -24.94 38.35 34.81 8.44 32.54 210 95 PEAK	Blank
Avg	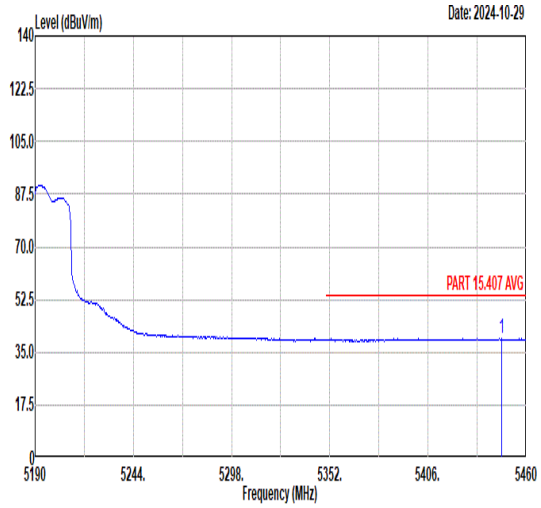 Freq Level Limit Line Margin Read Level Ant Factor Cable Loss Preamp Factor APos TPos Remark MHz dBuV/m dBuV/m dB dBuV dB/m dB dB cm deg 1 5446.50 39.52 54.00 -14.48 28.76 34.85 8.43 32.52 210 95 AVERAGE	Blank

Mode	51	
	Harmonic	
	CO-TX	
Pol.	Horizontal	Vertical
Peak Avg	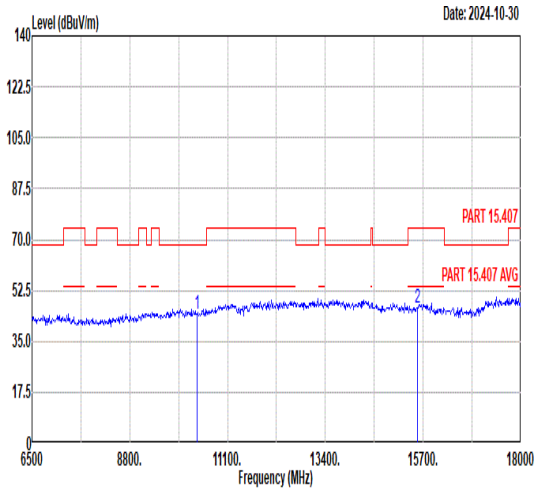 Freq Level Limit Line Margin Read Level Ant Factor Cable Loss Preamp Factor APos TPos Remark MHz dBuV/m dBuV/m dB dBuV dB/m dB dB cm deg 1 10380.00 44.61 68.30 -23.69 61.14 37.36 10.74 64.63 -- -- Peak 2 15570.00 46.50 74.00 -27.50 58.26 38.96 12.72 63.44 -- -- Peak	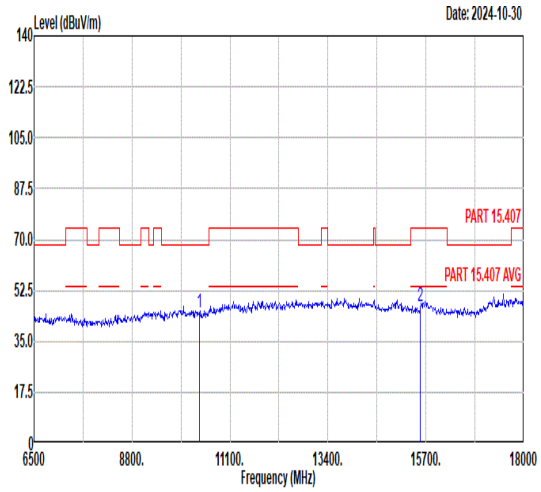 Freq Level Limit Line Margin Read Level Ant Factor Cable Loss Preamp Factor APos TPos Remark MHz dBuV/m dBuV/m dB dBuV dB/m dB dB cm deg 1 10380.00 44.96 68.30 -23.34 61.49 37.36 10.74 64.63 -- -- Peak 2 15570.00 47.13 74.00 -26.87 58.89 38.96 12.72 63.44 -- -- Peak

Mode	52	
	Band Edge – L (WLAN 11ax40)	
	CO-TX	
Pol.	Horizontal	Fundamental
Peak	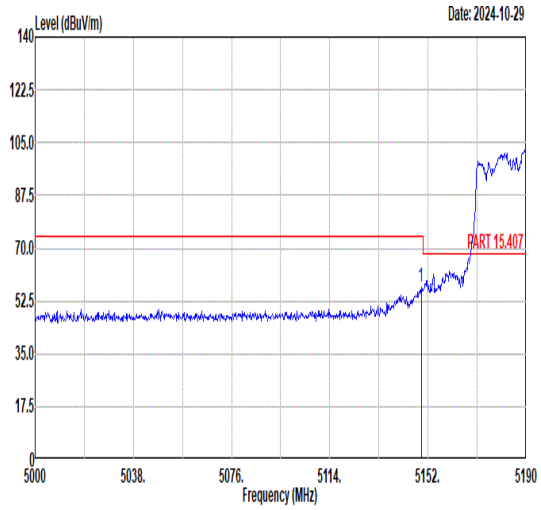 Freq Level Limit Line Margin Read Level Ant Factor Cable Loss Preamp Factor APos TPos Remark MHz dBuV/m dBuV/m dB dBuV dB/m dB dB cm deg 1 5149.34 56.96 74.00 -17.04 47.06 34.62 7.92 32.64 187 47 PEAK	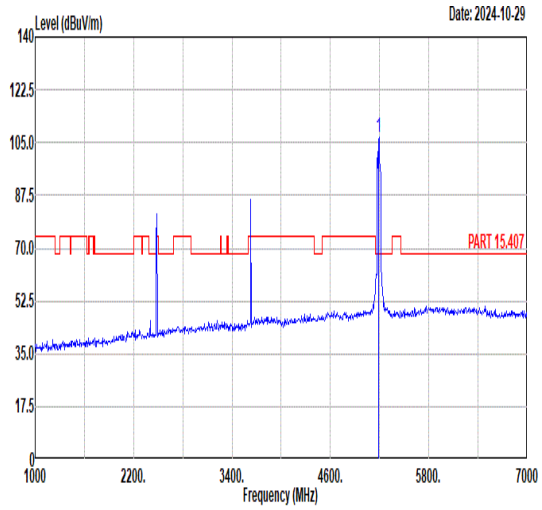 Freq Level Limit Line Margin Read Level Ant Factor Cable Loss Preamp Factor APos TPos Remark MHz dBuV/m dBuV/m dB dBuV dB/m dB dB cm deg 1 5190.00 106.84 ------ ------ 96.85 34.66 7.95 32.62 187 47 PEAK
Avg	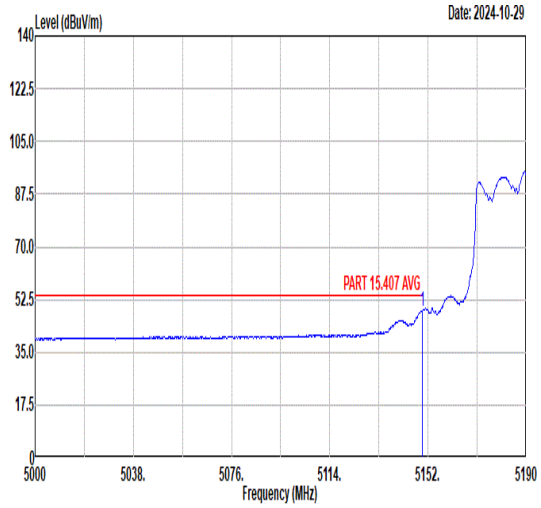 Freq Level Limit Line Margin Read Level Ant Factor Cable Loss Preamp Factor APos TPos Remark MHz dBuV/m dBuV/m dB dBuV dB/m dB dB cm deg 1 5149.72 48.83 54.00 -5.17 38.93 34.62 7.92 32.64 187 47 AVERAGE	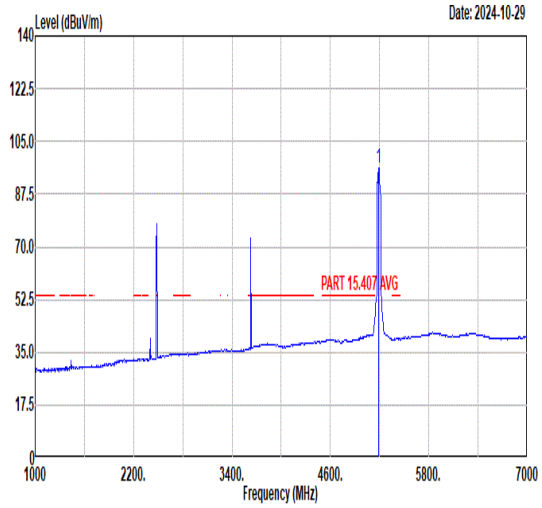 Freq Level Limit Line Margin Read Level Ant Factor Cable Loss Preamp Factor APos TPos Remark MHz dBuV/m dBuV/m dB dBuV dB/m dB dB cm deg 1 5190.00 96.09 ------ ------ 86.12 34.65 7.94 32.62 187 47 AVERAGE

Mode	52	
	Band Edge - R (WLAN 11ax40)	
	CO-TX	
Pol.	Horizontal	Fundamental
Peak	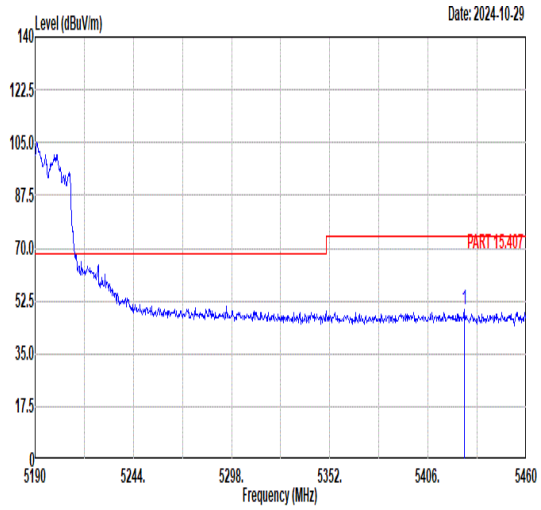 Freq Level Limit Line Margin Read Level Ant Factor Cable Loss Preamp Factor APos TPos Remark MHz dBuV/m dBuV/m dB dBuV dB/m dB dB cm deg 1 5425.98 49.65 74.00 -24.35 38.89 34.84 8.45 32.53 187 47 PEAK	Blank
Avg	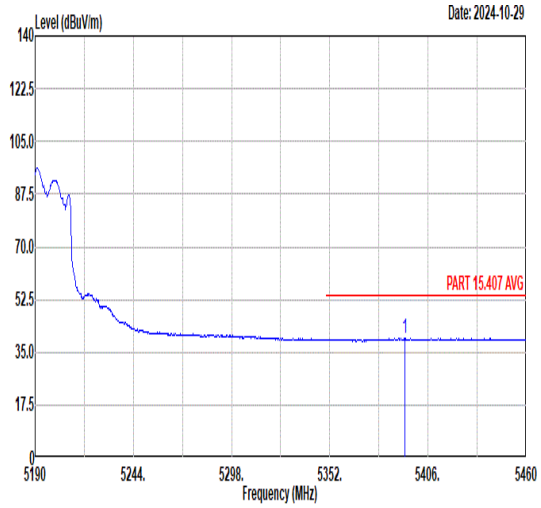 Freq Level Limit Line Margin Read Level Ant Factor Cable Loss Preamp Factor APos TPos Remark MHz dBuV/m dBuV/m dB dBuV dB/m dB dB cm deg 1 5393.31 39.51 54.00 -14.49 28.80 34.81 8.44 32.54 187 47 AVERAGE	Blank

Mode	52	
	Band Edge - L (WLAN 11ax40)	
	CO-TX	
Pol.	Vertical	Fundamental
Peak	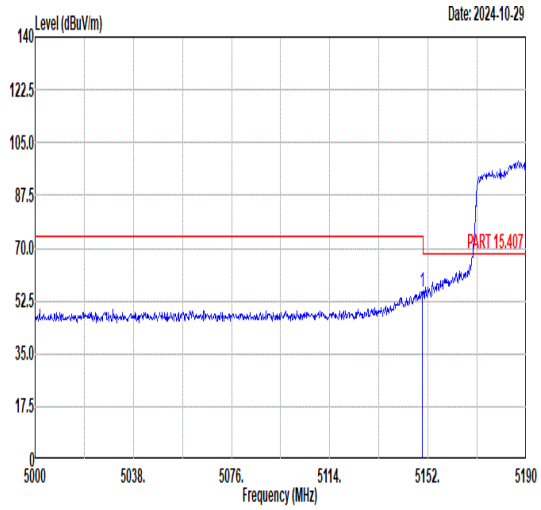 Freq Level Limit Line Margin Read Level Ant Factor Cable Loss Preamp Factor APos TPos Remark MHz dBuV/m dBuV/m dB dBuV dB/m dB dB cm deg 1 5149.91 55.61 74.00 -18.39 45.71 34.62 7.92 32.64 199 105 PEAK	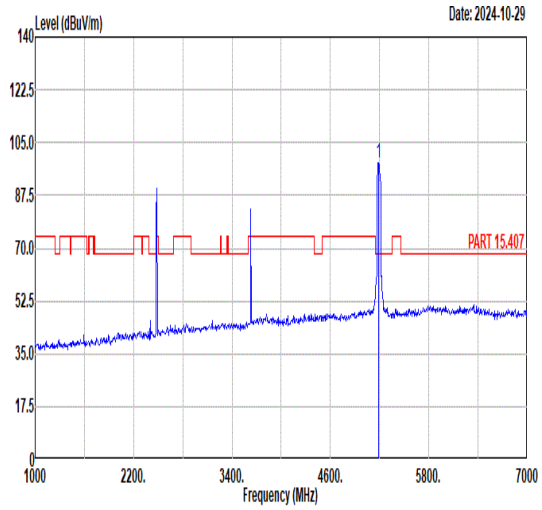 Freq Level Limit Line Margin Read Level Ant Factor Cable Loss Preamp Factor APos TPos Remark MHz dBuV/m dBuV/m dB dBuV dB/m dB dB cm deg 1 5190.00 98.48 ------ ------ 88.51 34.65 7.94 32.62 199 105 PEAK
Avg	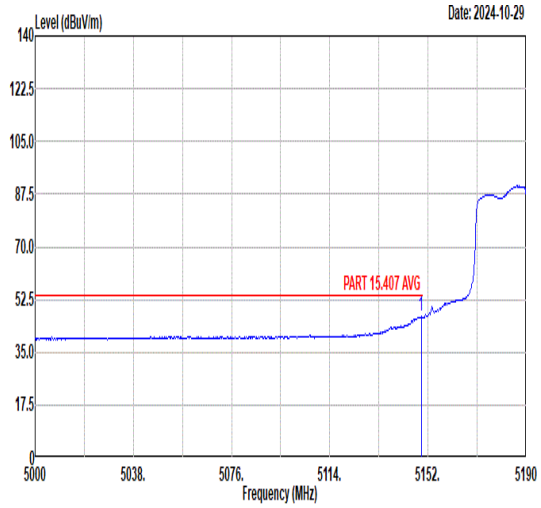 Freq Level Limit Line Margin Read Level Ant Factor Cable Loss Preamp Factor APos TPos Remark MHz dBuV/m dBuV/m dB dBuV dB/m dB dB cm deg 1 5149.34 46.76 54.00 -7.24 36.86 34.62 7.92 32.64 199 105 AVERAGE	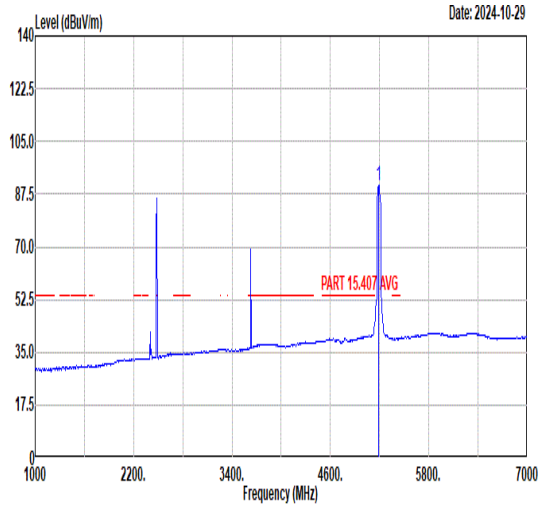 Freq Level Limit Line Margin Read Level Ant Factor Cable Loss Preamp Factor APos TPos Remark MHz dBuV/m dBuV/m dB dBuV dB/m dB dB cm deg 1 5190.00 90.57 ------ ------ 80.58 34.66 7.95 32.62 199 105 AVERAGE

Mode	52	
	Band Edge - R (WLAN 11ax40)	
	CO-TX	
Pol.	Vertical	Fundamental
Peak	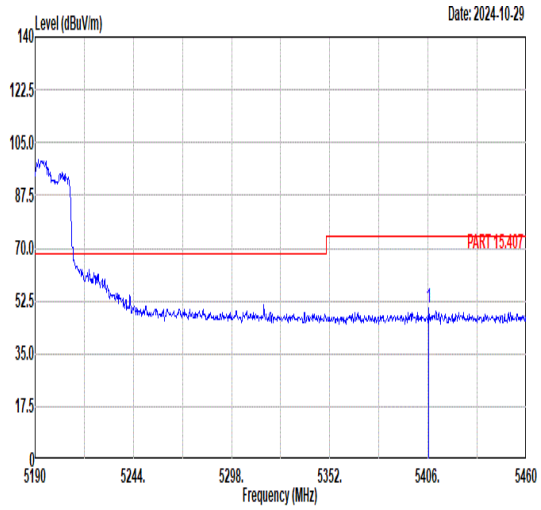 Freq Level Limit Line Margin Read Level Ant Factor Cable Loss Preamp Factor APos TPos Remark MHz dBuV/m dBuV/m dB dBuV dB/m dB dB cm deg 1 5406.54 50.04 74.00 -23.96 39.27 34.82 8.48 32.53 199 105 PEAK	Blank
Avg	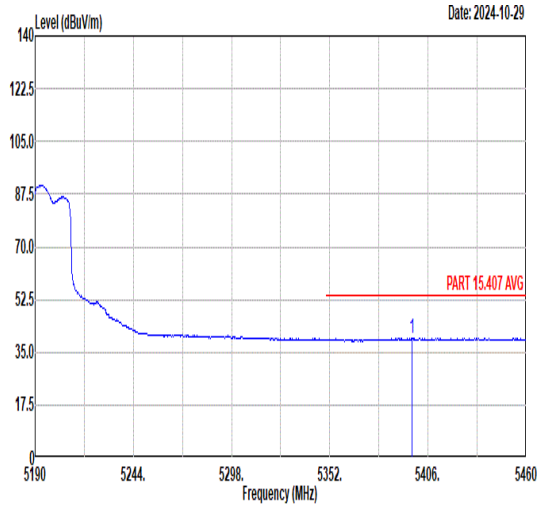 Freq Level Limit Line Margin Read Level Ant Factor Cable Loss Preamp Factor APos TPos Remark MHz dBuV/m dBuV/m dB dBuV dB/m dB dB cm deg 1 5397.36 39.61 54.00 -14.39 28.88 34.82 8.45 32.54 199 105 AVERAGE	Blank

Mode	52	
	Band Edge (BLE)	
	CO-TX	
Pol.	Horizontal	Fundamental
Peak	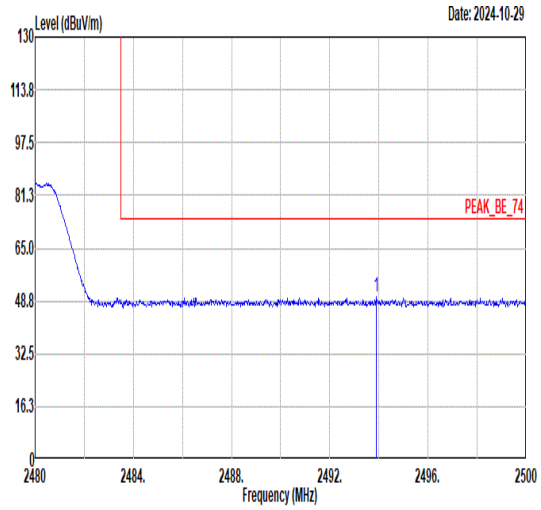 Freq Level Limit Line Margin Read Level Ant Factor Cable Loss Preamp Factor APos TPos Remark MHz dBuV/m dBuV/m dB dBuV dB/m dB dB cm deg 1 2493.88 49.96 74.00 -24.04 47.65 30.89 4.93 33.51 100 347 PEAK	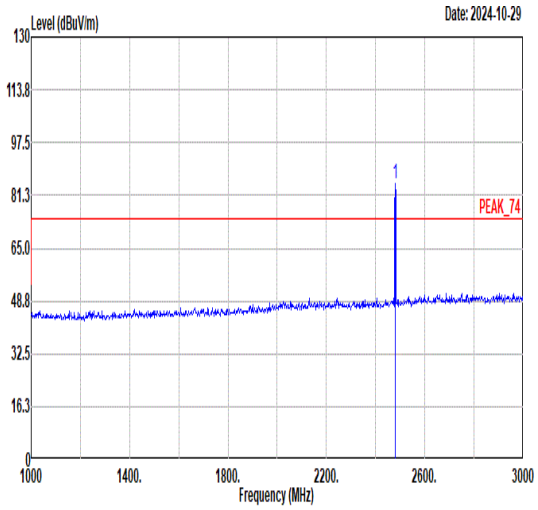 Freq Level Limit Line Margin Read Level Ant Factor Cable Loss Preamp Factor APos TPos Remark MHz dBuV/m dBuV/m dB dBuV dB/m dB dB cm deg 1 2480.00 84.70 ------ ------ 82.45 30.84 4.92 33.51 100 347 PEAK
Avg	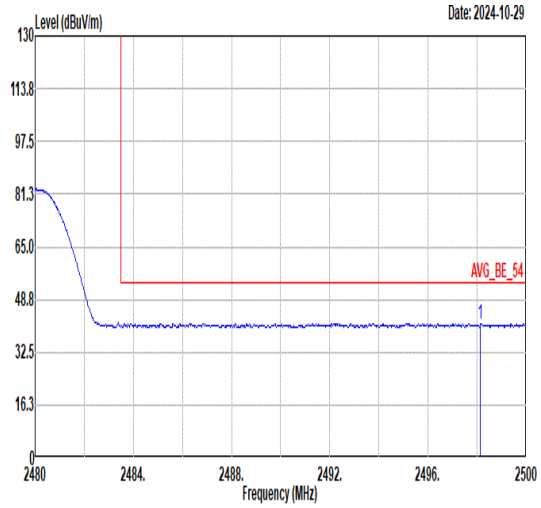 Freq Level Limit Line Margin Read Level Ant Factor Cable Loss Preamp Factor APos TPos Remark MHz dBuV/m dBuV/m dB dBuV dB/m dB dB cm deg 1 2498.14 41.45 54.00 -12.55 39.10 30.91 4.94 33.50 100 347 AVERAGE	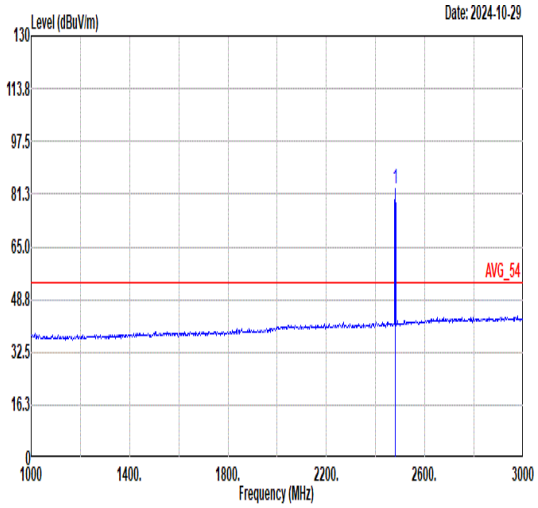 Freq Level Limit Line Margin Read Level Ant Factor Cable Loss Preamp Factor APos TPos Remark MHz dBuV/m dBuV/m dB dBuV dB/m dB dB cm deg 1 2480.00 83.04 ------ ------ 80.79 30.84 4.92 33.51 100 347 AVERAGE

Mode	52	
	Band Edge (BLE)	
	CO-TX	
Pol.	Vertical	Fundamental
Peak	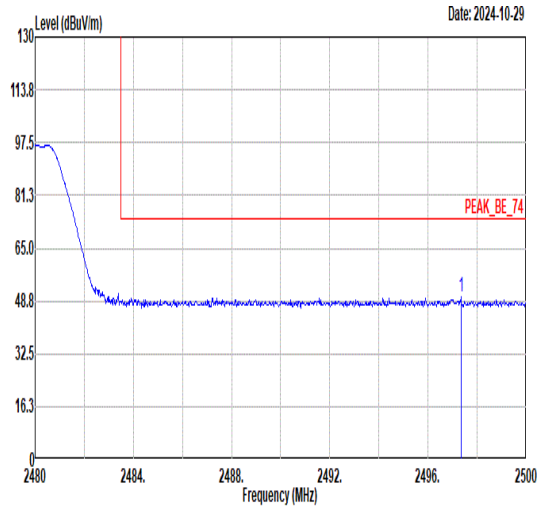 Freq Level Limit Line Margin Read Level Ant Factor Cable Loss Preamp Factor APos TPos Remark MHz dBuV/m dBuV/m dB dBuV dB/m dB dB cm deg 1 2497.34 49.88 74.00 -24.12 47.53 30.91 4.94 33.50 300 360 PEAK	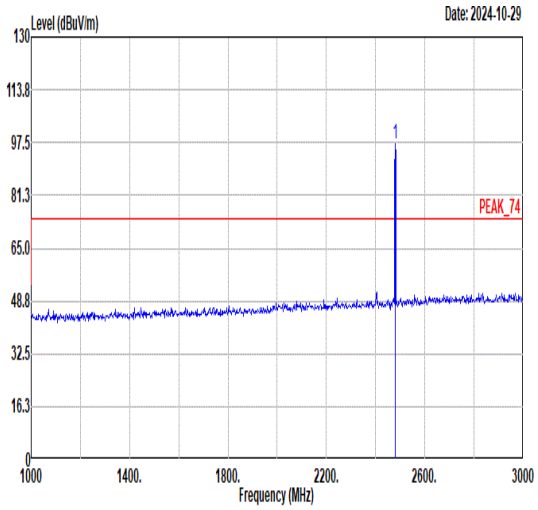 Freq Level Limit Line Margin Read Level Ant Factor Cable Loss Preamp Factor APos TPos Remark MHz dBuV/m dBuV/m dB dBuV dB/m dB dB cm deg 1 2480.00 96.92 ------ ------ 94.67 30.84 4.92 33.51 300 360 PEAK
Avg	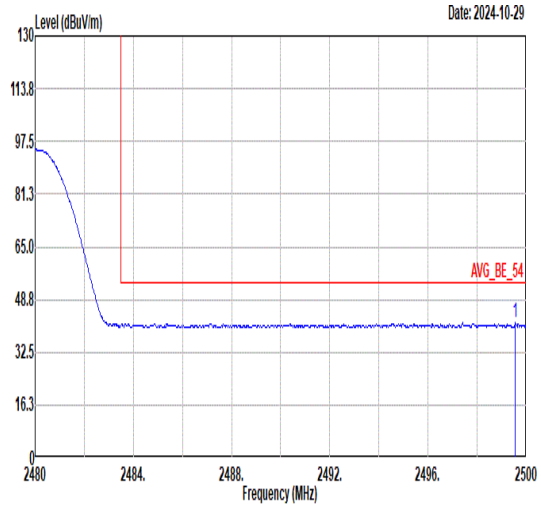 Freq Level Limit Line Margin Read Level Ant Factor Cable Loss Preamp Factor APos TPos Remark MHz dBuV/m dBuV/m dB dBuV dB/m dB dB cm deg 1 2499.56 41.59 54.00 -12.41 39.23 30.92 4.94 33.50 300 360 AVERAGE	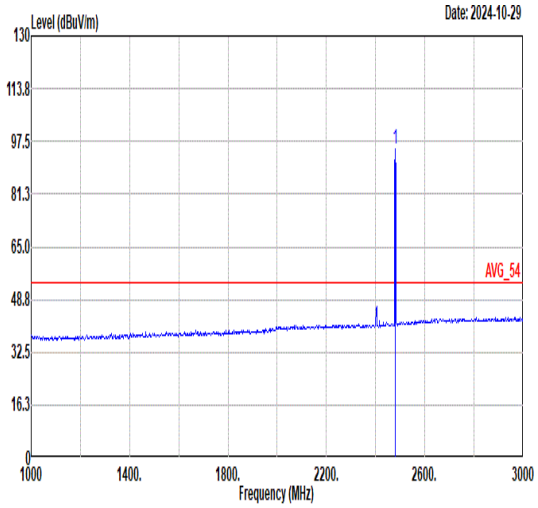 Freq Level Limit Line Margin Read Level Ant Factor Cable Loss Preamp Factor APos TPos Remark MHz dBuV/m dBuV/m dB dBuV dB/m dB dB cm deg 1 2480.00 95.26 ------ ------ 93.01 30.84 4.92 33.51 300 360 AVERAGE

Mode	52	
	Harmonic	
	CO-TX	
Pol.	Horizontal	Vertical
Peak Avg	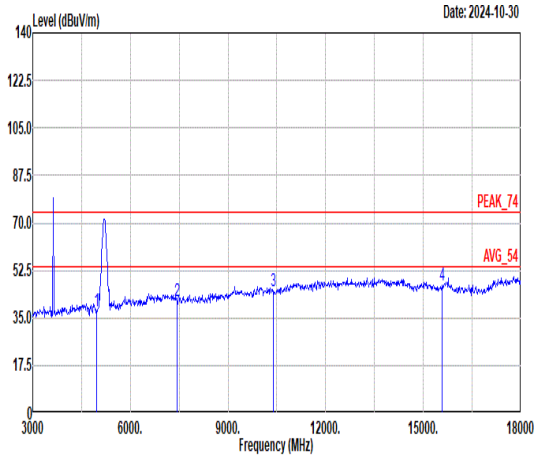 Freq Level Limit Line Margin Read Level Ant Factor Cable Loss Preamp Factor APos TPos Remark MHz dBuV/m dBuV/m dB dBuV dB/m dB dB cm deg 1 4960.00 37.53 74.00 -36.47 60.56 34.45 7.81 65.29 -- -- Peak 2 7440.00 41.39 74.00 -32.61 61.33 35.41 9.19 64.54 -- -- Peak 3 10380.00 45.09 74.00 -28.91 61.62 37.36 10.74 64.63 -- -- Peak 4 15570.00 46.79 74.00 -27.21 58.55 38.96 12.72 63.44 -- -- Peak	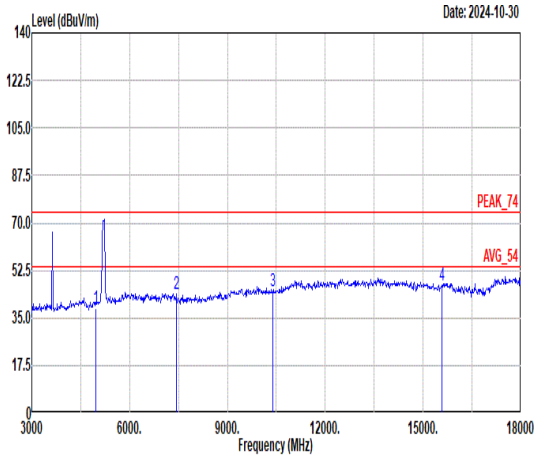 Freq Level Limit Line Margin Read Level Ant Factor Cable Loss Preamp Factor APos TPos Remark MHz dBuV/m dBuV/m dB dBuV dB/m dB dB cm deg 1 4960.00 38.75 74.00 -35.25 61.78 34.45 7.81 65.29 -- -- Peak 2 7440.00 43.91 74.00 -30.09 63.85 35.41 9.19 64.54 -- -- Peak 3 10380.00 45.16 74.00 -28.84 61.69 37.36 10.74 64.63 -- -- Peak 4 15570.00 47.07 74.00 -26.93 58.83 38.96 12.72 63.44 -- -- Peak

Appendix D. Duty Cycle Plots

Band	Duty Cycle(%)	T(ms)	1/T(kHz)	VBW Setting
802.11a	99.06	-	-	10Hz
802.11ax HE20	99.63	-	-	10Hz
802.11ax HE40	99.63	-	-	10Hz
802.11ax HE80	99.62	-	-	10Hz
802.11ax HE160	99.54	-	-	10Hz

802.11a

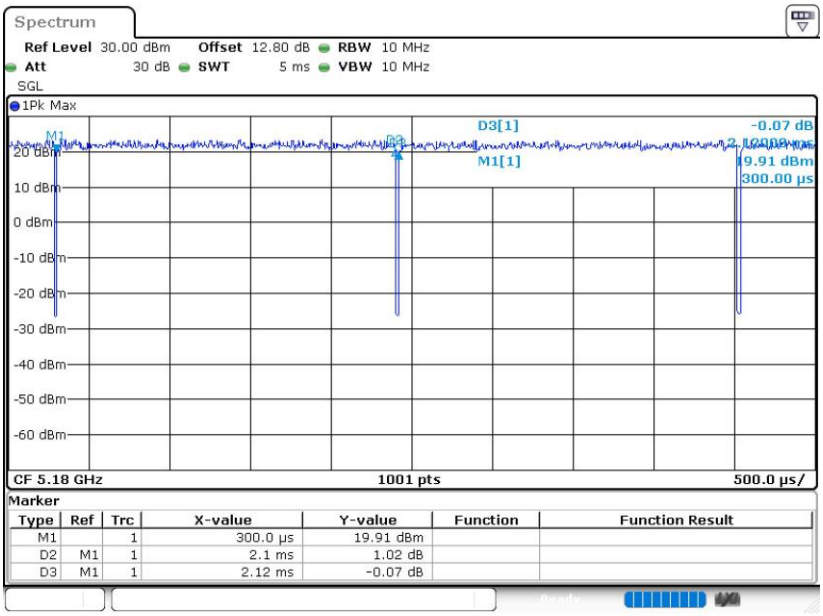

802.11ax HE20

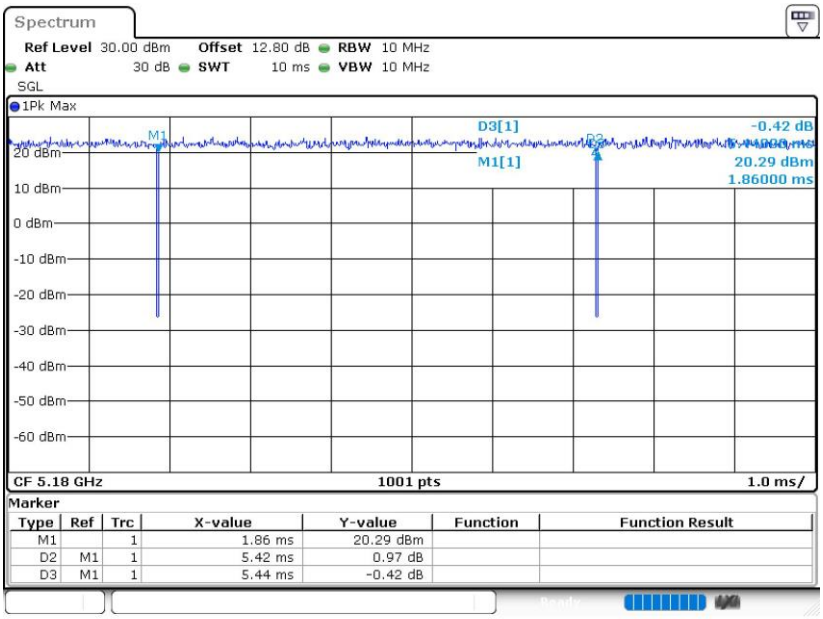

802.11ax HE40

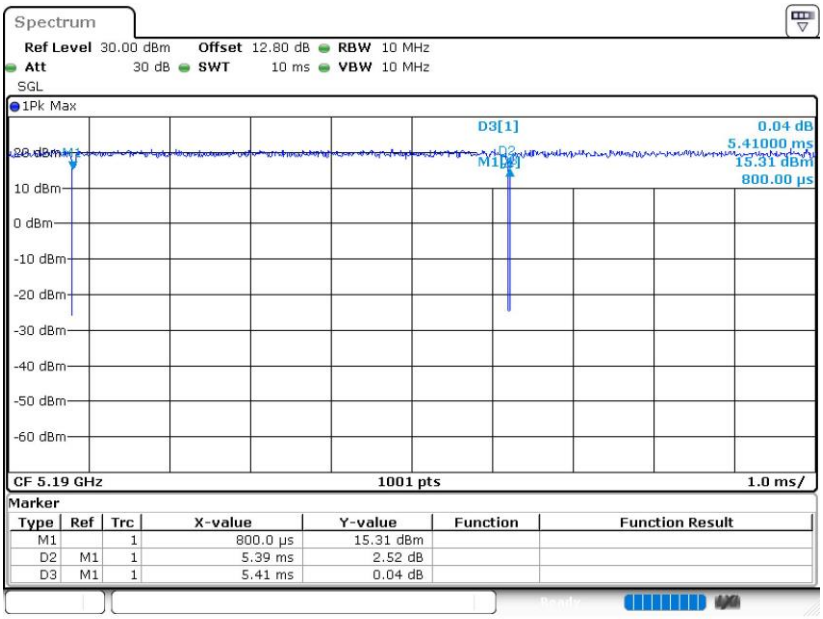

802.11ax HE80

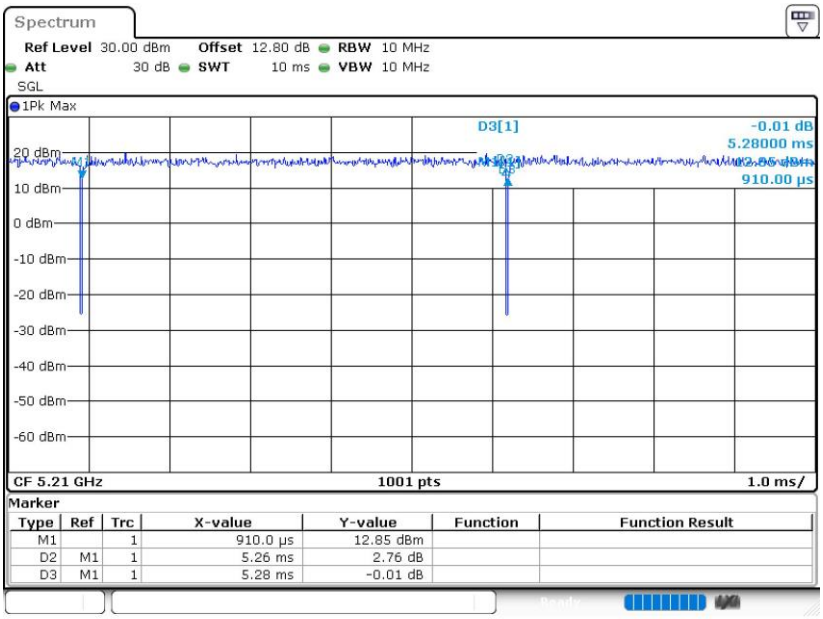
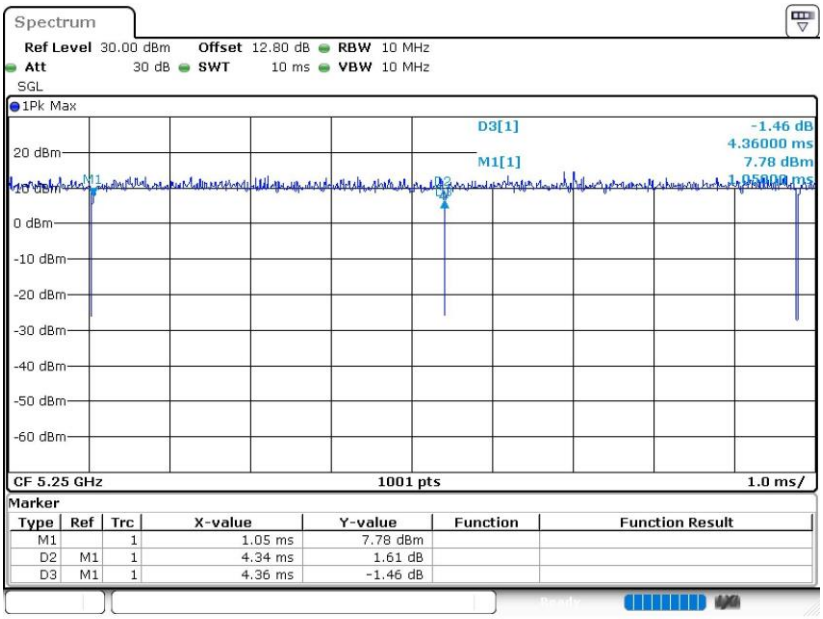
802.11ax HE160