11AX160MIMO_Ant2_5250

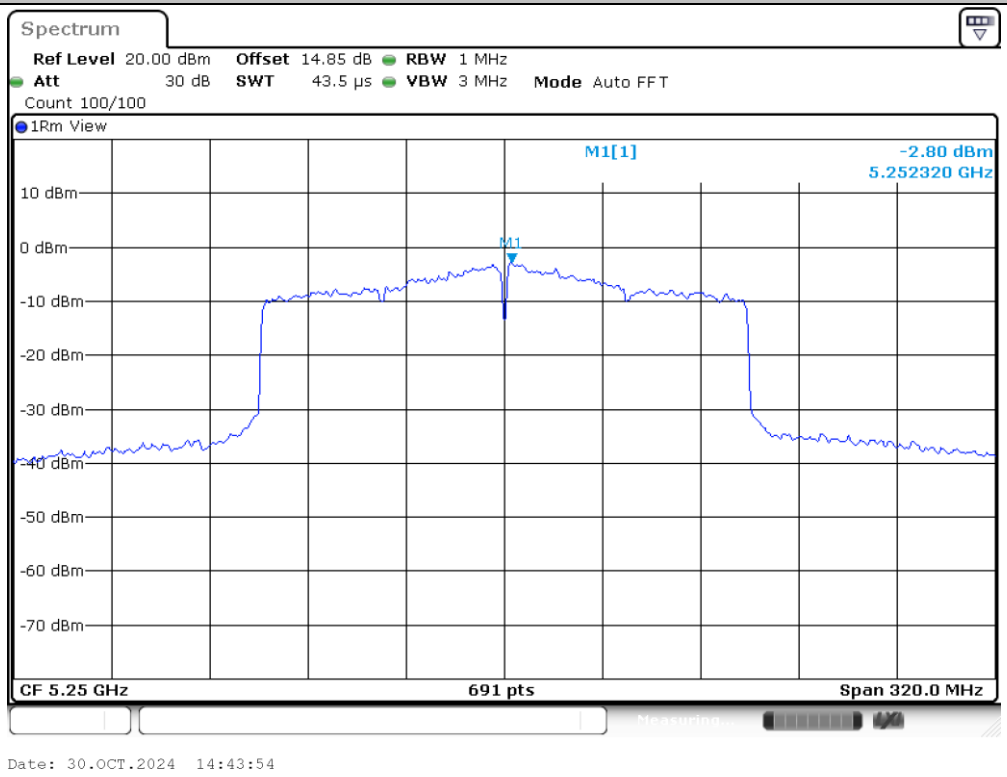

11AX160MIMO_total_5250

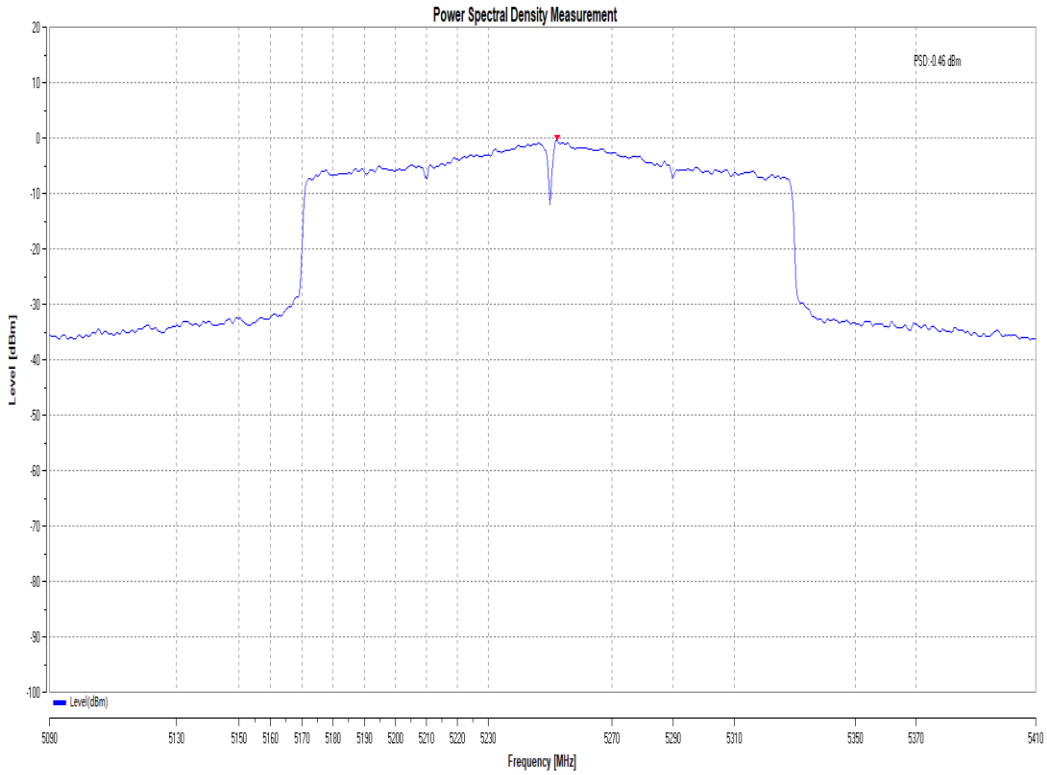

11AX160MIMO_Ant1_5570

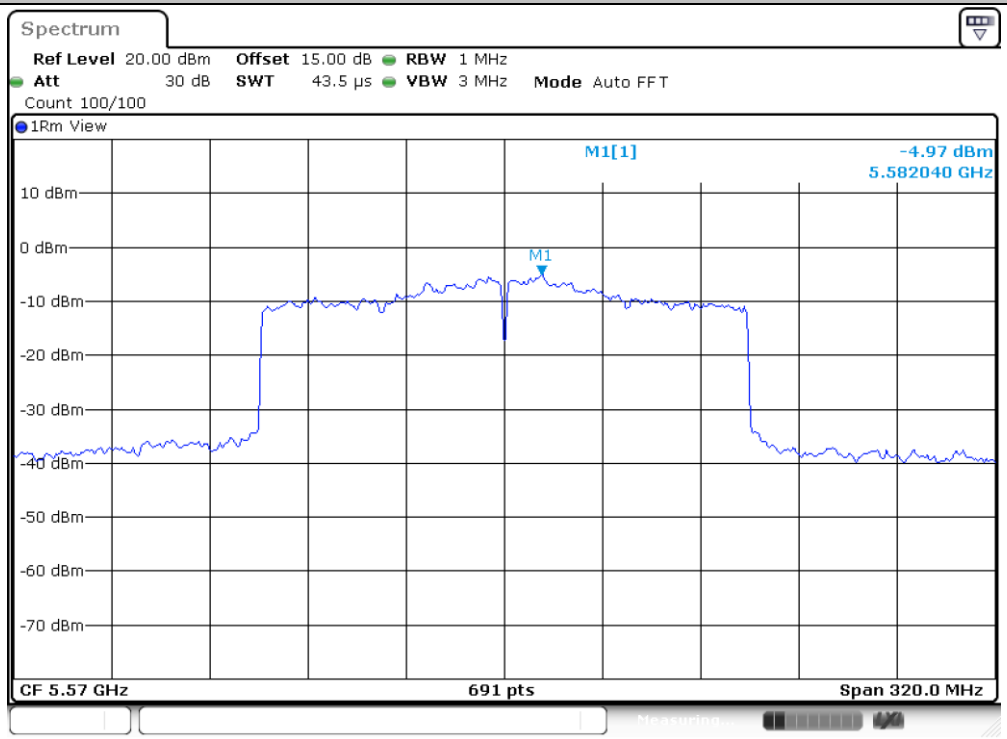

11AX160MIMO_Ant2_5570

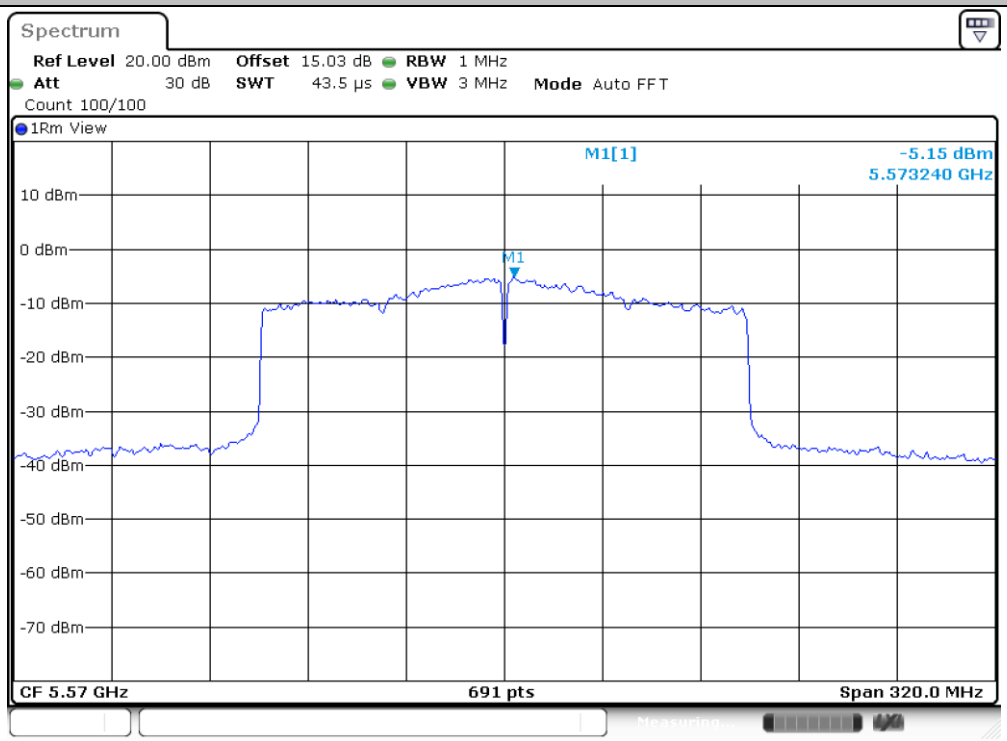

11AX160MIMO_total_5570

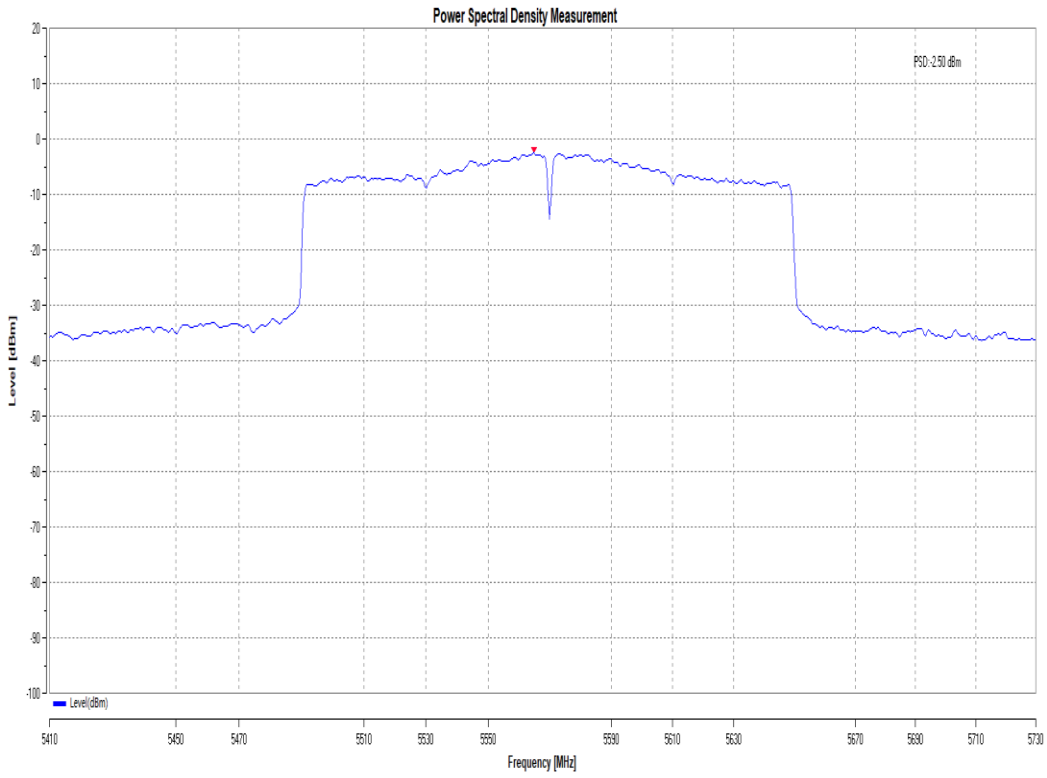

For 11ax Partial RU:

Maximum conducted output power

Test Result

Test Mode	Antenna	Freq (MHz)	Ru Size	Ru Index	Set Power	Channel Power [dBm]	Duty Cycle [%]	DC Factor [dBm]	Result [dBm]	Conducted Limit [dBm]	Gain [dBi]	EIRP [dBm]	EIRP Limit [dBm]	Verdict
11AX20MIMO	Ant5	5180	26Tone	RU0	7.5	7.61	98.87	0.05	7.66	≤23.98	-1.82	5.84	---	PASS
			52Tone	RU37	10.5	10.33	98.87	0.05	10.38	≤23.98	-1.82	8.56	---	PASS
			106Tone	RU53	13.5	12.97	98.87	0.05	13.02	≤23.98	-1.82	11.20	---	PASS
	Ant6	5180	26Tone	RU0	7.5	7.14	98.86	0.05	7.19	≤23.98	0.08	7.27	---	PASS
			52Tone	RU37	10.5	10.54	98.86	0.05	10.59	≤23.98	0.08	10.67	---	PASS
			106Tone	RU53	13.5	13.31	98.86	0.05	13.36	≤23.98	0.08	13.44	---	PASS
	total	5180	26Tone	RU0	---	---	---	---	10.44	≤23.98	0.08	10.52	---	PASS
			52Tone	RU37	---	---	---	---	13.50	≤23.98	0.08	13.58	---	PASS
			106Tone	RU53	---	---	---	---	16.20	≤23.98	0.08	16.28	---	PASS
	Ant5	5320	26Tone	RU8	8.5	7.12	98.87	0.05	7.17	≤23.98	-1.18	5.99	≤26.99	PASS
			52Tone	RU40	11.5	10.13	98.87	0.05	10.18	≤23.98	-1.18	9.00	≤26.99	PASS
			106Tone	RU54	14	12.97	98.87	0.05	13.02	≤23.98	-1.18	11.84	≤26.99	PASS
	Ant6	5320	26Tone	RU8	8.5	7.48	98.86	0.05	7.53	≤23.98	0.69	8.22	≤26.99	PASS
			52Tone	RU40	11.5	9.73	98.86	0.05	9.78	≤23.98	0.69	10.47	≤26.99	PASS
			106Tone	RU54	14	12.83	98.86	0.05	12.88	≤23.98	0.69	13.57	≤26.99	PASS
	total	5320	26Tone	RU8	---	---	---	---	10.36	≤23.98	0.69	11.05	≤26.99	PASS
			52Tone	RU40	---	---	---	---	12.99	≤23.98	0.69	13.68	≤26.99	PASS
			106Tone	RU54	---	---	---	---	15.96	≤23.98	0.69	16.65	≤26.99	PASS
	Ant5	5500	26Tone	RU0	8	8.23	98.87	0.05	8.28	≤23.98	-0.69	7.59	≤26.99	PASS
			52Tone	RU37	11	10.99	98.87	0.05	11.04	≤23.98	-0.69	10.35	≤26.99	PASS
			106Tone	RU53	13.5	13.47	98.87	0.05	13.52	≤23.98	-0.69	12.83	≤26.99	PASS
	Ant6	5500	26Tone	RU0	8	7.17	98.86	0.05	7.22	≤23.98	1.00	8.22	≤26.99	PASS
			52Tone	RU37	11	10.11	98.86	0.05	10.16	≤23.98	1.00	11.16	≤26.99	PASS
			106Tone	RU53	13.5	12.76	98.86	0.05	12.81	≤23.98	1.00	13.81	≤26.99	PASS
	total	5500	26Tone	RU0	---	---	---	---	10.79	≤23.98	1.00	11.79	≤26.99	PASS
			52Tone	RU37	---	---	---	---	13.63	≤23.98	1.00	14.63	≤26.99	PASS
			106Tone	RU53	---	---	---	---	16.19	≤23.98	1.00	17.19	≤26.99	PASS
	Ant5	5700	26Tone	RU8	8.5	7.06	98.87	0.05	7.11	≤23.98	-0.69	6.42	≤26.99	PASS
			52Tone	RU40	11.5	11.13	98.87	0.05	11.18	≤23.98	-0.69	10.49	≤26.99	PASS
			106Tone	RU54	13.5	13.49	98.87	0.05	13.54	≤23.98	-0.69	12.85	≤26.99	PASS
	Ant6	5700	26Tone	RU8	8.5	7.17	98.86	0.05	7.22	≤23.98	1.00	8.22	≤26.99	PASS
			52Tone	RU40	11.5	9.48	98.86	0.05	9.53	≤23.98	1.00	10.53	≤26.99	PASS
			106Tone	RU54	13.5	12.02	98.86	0.05	12.07	≤23.98	1.00	13.07	≤26.99	PASS
	total	5700	26Tone	RU8	---	---	---	---	10.18	≤23.98	1.00	11.18	≤26.99	PASS

			52Tone	RU40	---	---	---	---	13.44	≤23.98	1.00	14.44	≤26.99	PASS
			106Tone	RU54	---	---	---	---	15.88	≤23.98	1.00	16.88	≤26.99	PASS
	Ant5	5745	26Tone	RU0	7	7.71	98.87	0.05	7.76	≤30.00	-0.83	6.93	---	PASS
			52Tone	RU37	10	10.38	98.87	0.05	10.43	≤30.00	-0.83	9.60	---	PASS
			106Tone	RU53	13	12.98	98.87	0.05	13.03	≤30.00	-0.83	12.20	---	PASS
	Ant6	5745	26Tone	RU0	7	6.49	98.86	0.05	6.54	≤30.00	0.21	6.75	---	PASS
			52Tone	RU37	10	10.17	98.86	0.05	10.22	≤30.00	0.21	10.43	---	PASS
			106Tone	RU53	13	12.96	98.86	0.05	13.01	≤30.00	0.21	13.22	---	PASS
	total	5745	26Tone	RU0	---	---	---	---	10.20	≤30.00	0.21	10.41	---	PASS
			52Tone	RU37	---	---	---	---	13.34	≤30.00	0.21	13.55	---	PASS
			106Tone	RU53	---	---	---	---	16.03	≤30.00	0.21	16.24	---	PASS
	Ant5	5825	26Tone	RU8	8	7.28	98.87	0.05	7.33	≤30.00	-0.83	6.50	---	PASS
			52Tone	RU40	11	9.58	98.87	0.05	9.63	≤30.00	-0.83	8.80	---	PASS
			106Tone	RU54	13.5	13.24	98.87	0.05	13.29	≤30.00	-0.83	12.46	---	PASS
	Ant6	5825	26Tone	RU8	8	7.48	98.86	0.05	7.53	≤30.00	0.21	7.74	---	PASS
			52Tone	RU40	11	10.15	98.86	0.05	10.20	≤30.00	0.21	10.41	---	PASS
			106Tone	RU54	13.5	13.10	98.86	0.05	13.15	≤30.00	0.21	13.36	---	PASS
	total	5825	26Tone	RU8	---	---	---	---	10.44	≤30.00	0.21	10.65	---	PASS
			52Tone	RU40	---	---	---	---	12.93	≤30.00	0.21	13.14	---	PASS
			106Tone	RU54	---	---	---	---	16.23	≤30.00	0.21	16.44	---	PASS

Maximum power spectral density

Test Result

Test Mode	Antenna	Freq(MHz)	Ru Size	Ru Index	Result [dBm/MHz]	Limit [dBm/MHz]	Verdict
11AX20MIMO	Ant5	5180	26Tone	RU0	5.06	≤11.00	PASS
			52Tone	RU37	4.96	≤11.00	PASS
			106Tone	RU53	4.73	≤11.00	PASS
	Ant6	5180	26Tone	RU0	4.09	≤11.00	PASS
			52Tone	RU37	5.07	≤11.00	PASS
			106Tone	RU53	5.35	≤11.00	PASS
	total	5180	26Tone	RU0	7.60	≤11.00	PASS
			52Tone	RU37	8.02	≤11.00	PASS
			106Tone	RU53	8.04	≤11.00	PASS
	Ant5	5320	26Tone	RU8	4.31	≤11.00	PASS
			52Tone	RU40	4.63	≤11.00	PASS
			106Tone	RU54	4.69	≤11.00	PASS
	Ant6	5320	26Tone	RU8	4.64	≤11.00	PASS
			52Tone	RU40	4.11	≤11.00	PASS
			106Tone	RU54	4.88	≤11.00	PASS
	total	5320	26Tone	RU8	7.47	≤11.00	PASS
			52Tone	RU40	7.22	≤11.00	PASS
			106Tone	RU54	7.48	≤11.00	PASS
	Ant5	5500	26Tone	RU0	5.19	≤11.00	PASS
			52Tone	RU37	5.03	≤11.00	PASS
			106Tone	RU53	5.09	≤11.00	PASS
	Ant6	5500	26Tone	RU0	3.00	≤11.00	PASS
			52Tone	RU37	3.22	≤11.00	PASS
			106Tone	RU53	3.25	≤11.00	PASS
	total	5500	26Tone	RU0	7.22	≤11.00	PASS
			52Tone	RU37	7.02	≤11.00	PASS
			106Tone	RU53	7.19	≤11.00	PASS
	Ant5	5700	26Tone	RU8	4.03	≤11.00	PASS
			52Tone	RU40	5.12	≤11.00	PASS
			106Tone	RU54	4.87	≤11.00	PASS
	Ant6	5700	26Tone	RU8	3.82	≤11.00	PASS
			52Tone	RU40	3.25	≤11.00	PASS
			106Tone	RU54	3.22	≤11.00	PASS

	total	5700	26Tone	RU8	6.94	≤11.00	PASS
			52Tone	RU40	7.21	≤11.00	PASS
			106Tone	RU54	7.01	≤11.00	PASS
	Ant5	5745	26Tone	RU0	1.87	≤30.00	PASS
			52Tone	RU37	1.41	≤30.00	PASS
			106Tone	RU53	1.54	≤30.00	PASS
	Ant6	5745	26Tone	RU0	0.48	≤30.00	PASS
			52Tone	RU37	1.43	≤30.00	PASS
			106Tone	RU53	1.39	≤30.00	PASS
	total	5745	26Tone	RU0	4.24	≤30.00	PASS
			52Tone	RU37	4.43	≤30.00	PASS
			106Tone	RU53	4.48	≤30.00	PASS
	Ant5	5825	26Tone	RU8	1.56	≤30.00	PASS
			52Tone	RU40	0.87	≤30.00	PASS
			106Tone	RU54	1.30	≤30.00	PASS
	Ant6	5825	26Tone	RU8	1.24	≤30.00	PASS
			52Tone	RU40	1.20	≤30.00	PASS
			106Tone	RU54	1.22	≤30.00	PASS
	total	5825	26Tone	RU8	4.41	≤30.00	PASS
			52Tone	RU40	4.05	≤30.00	PASS
			106Tone	RU54	4.27	≤30.00	PASS

Note：1.The Result and Limit Unit is dBm/500 kHz in the band 5.725–5.85 GHz.
2.The Duty Cycle Factor and is compensated in the graph.

Test Graphs

11AX20MIMO_Ant5_5180_26Tone_RU0

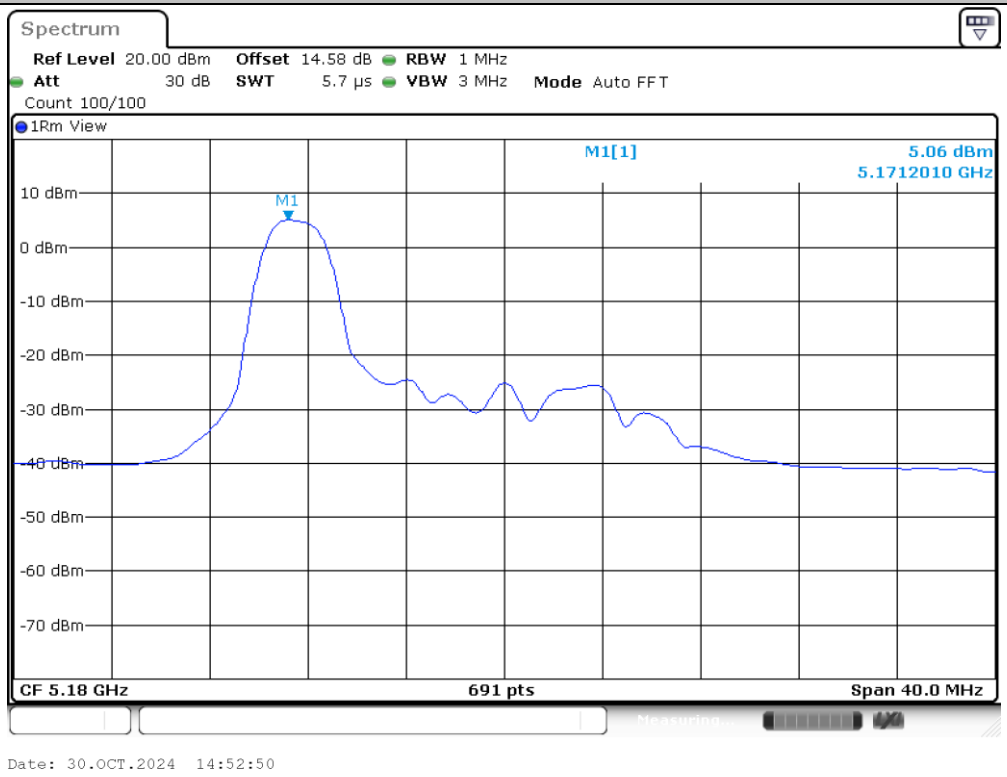

11AX20MIMO_Ant5_5180_52Tone_RU37

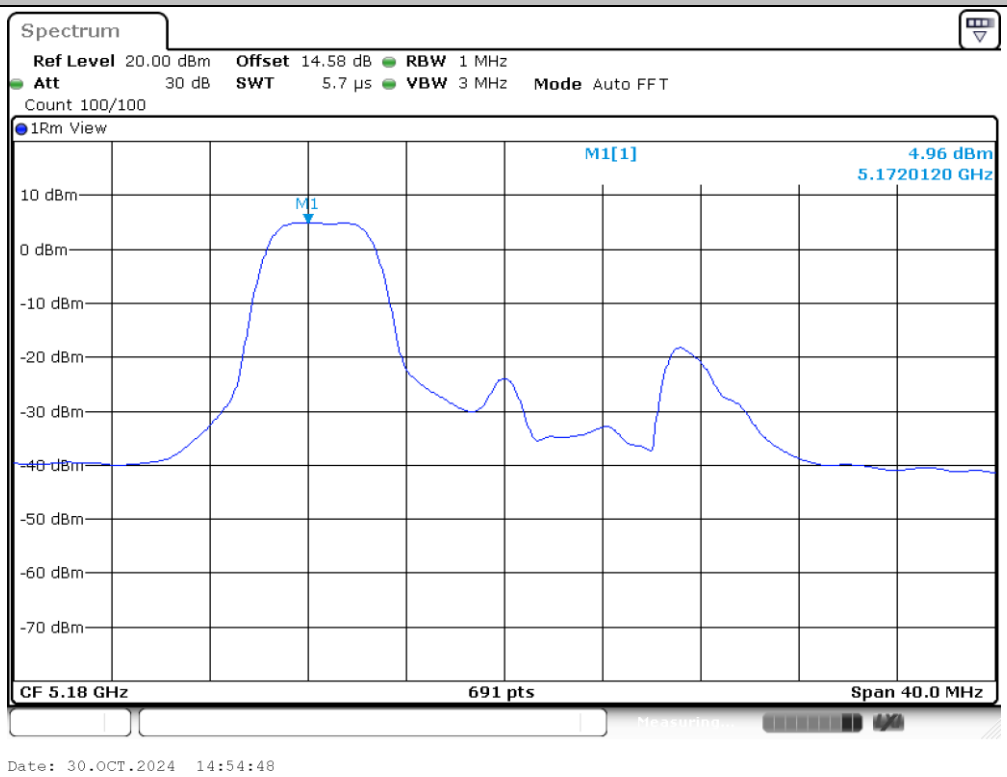

11AX20MIMO_Ant5_5180_106Tone_RU53

11AX20MIMO_Ant6_5180_26Tone_RU0

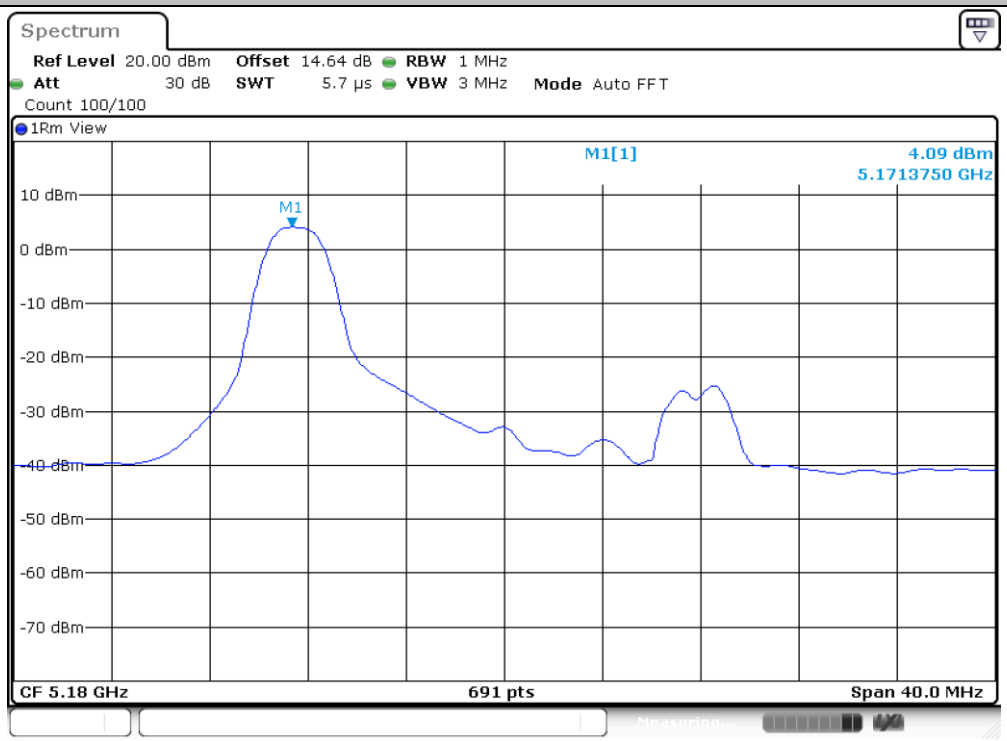

11AX20MIMO_Ant6_5180_52Tone_RU37

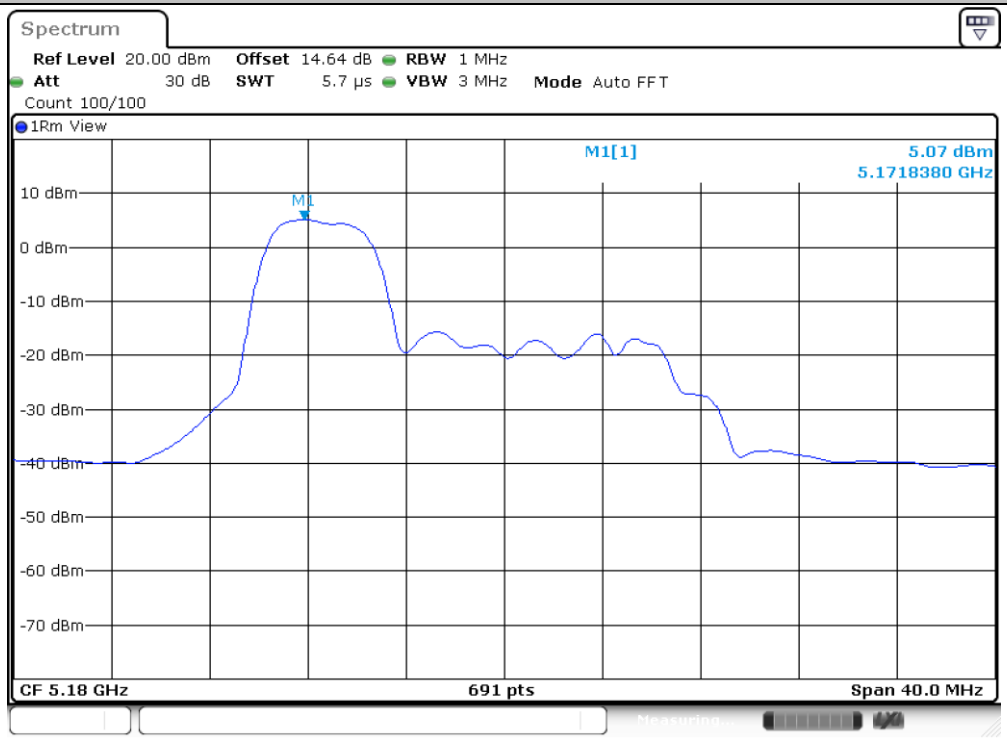

Date: 30.OCT.2024 14:54:58

11AX20MIMO_Ant6_5180_106Tone_RU53

Date: 30.OCT.2024 14:57:12

11AX20MIMO_total_5180_26Tone_RU0

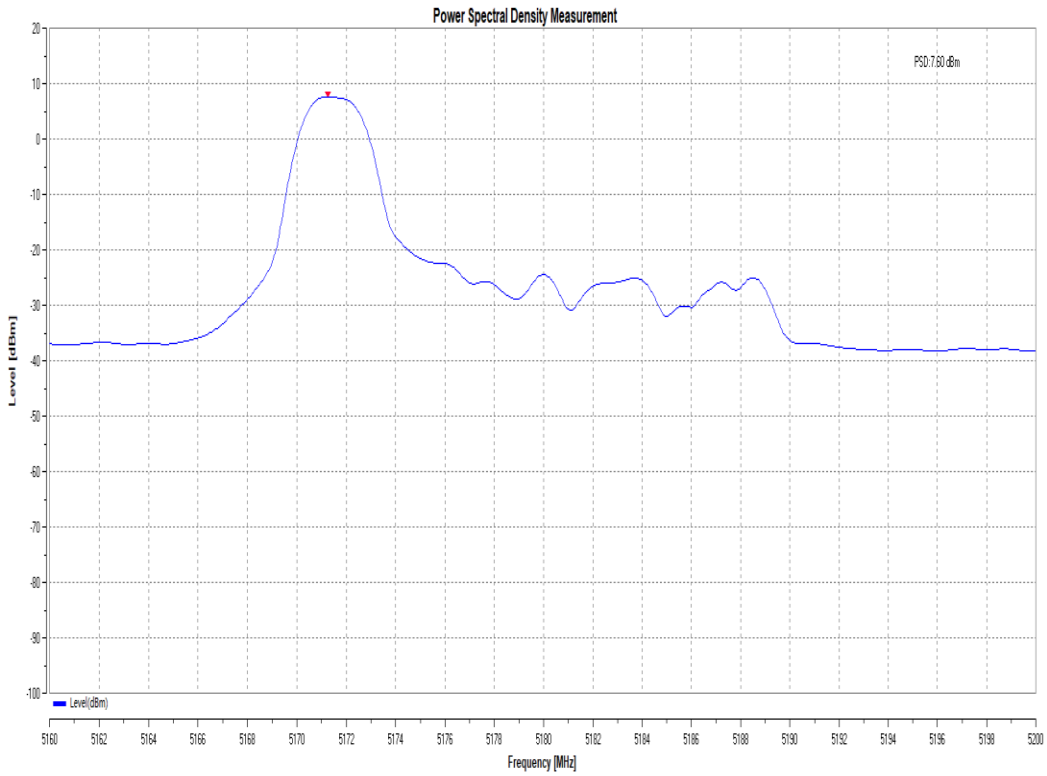

11AX20MIMO_total_5180_52Tone_RU37

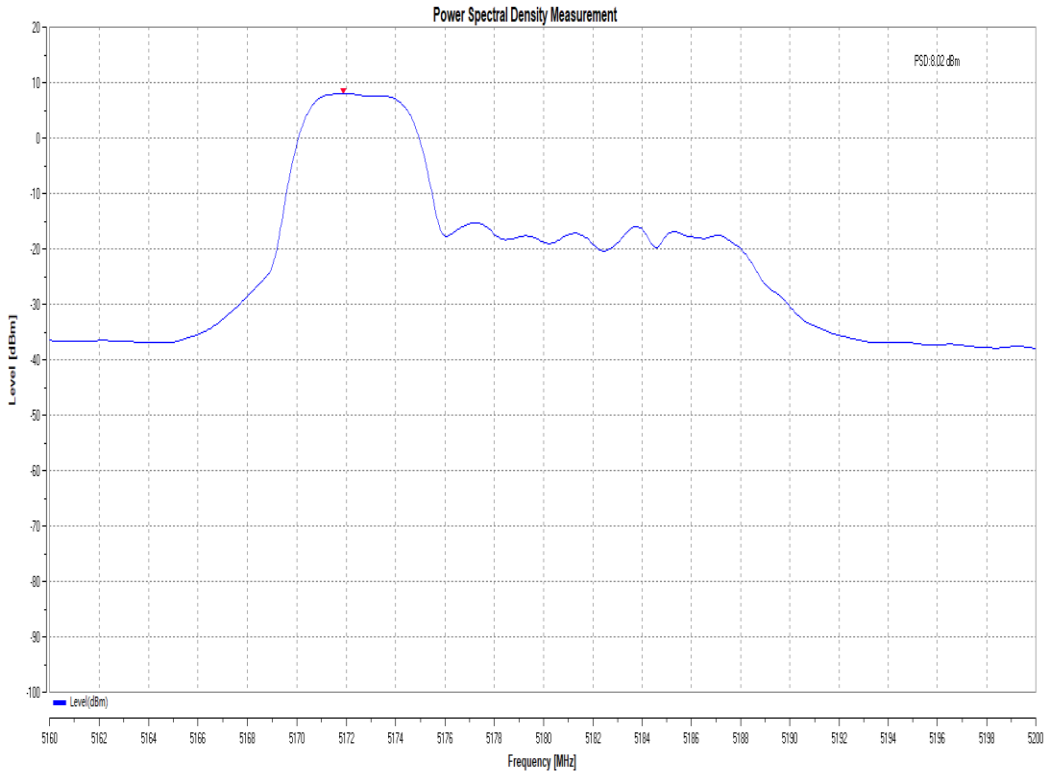

11AX20MIMO_total_5180_106Tone_RU53

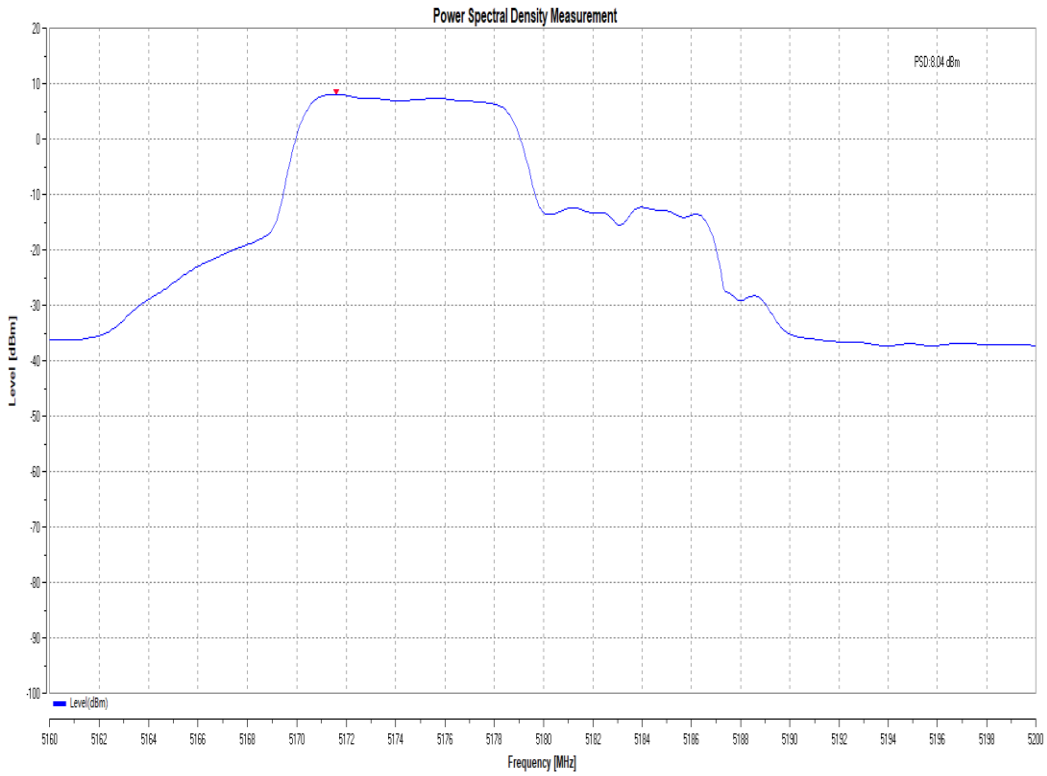

11AX20MIMO_Ant5_5320_26Tone_RU8

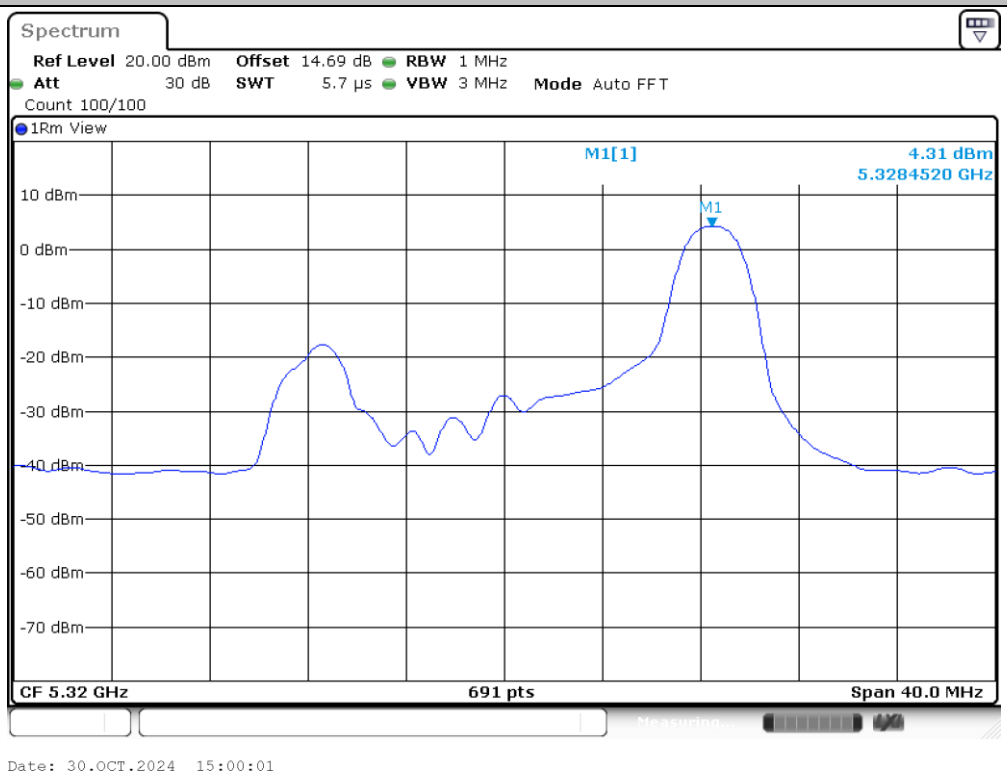

11AX20MIMO_Ant5_5320_52Tone_RU40

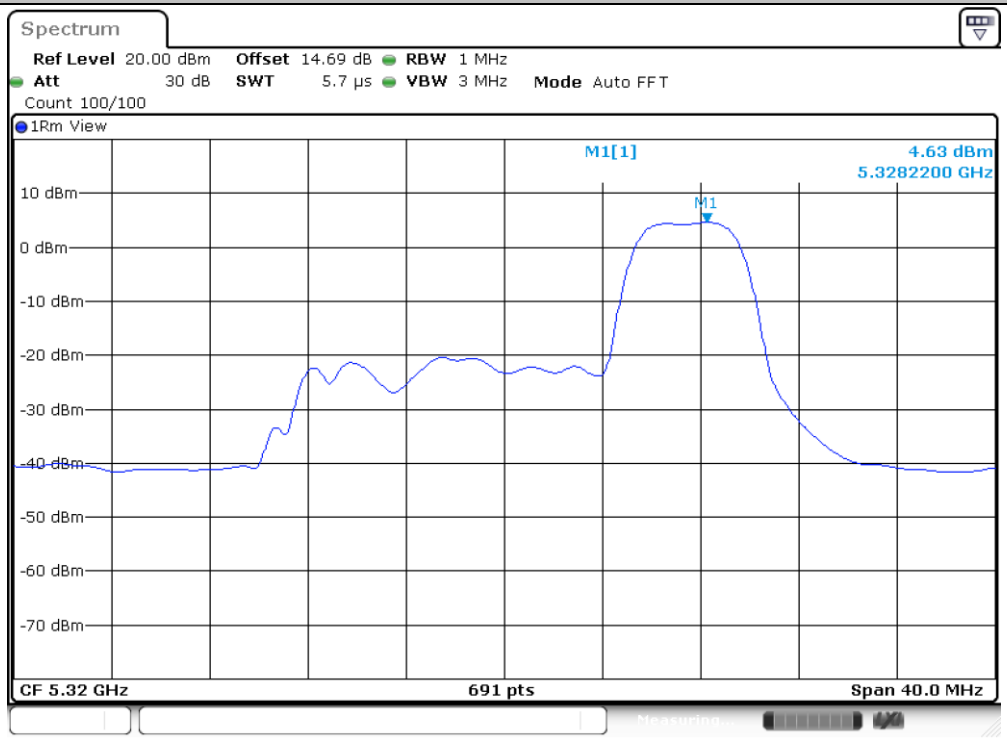

Date: 30.OCT.2024 15:02:25

11AX20MIMO_Ant5_5320_106Tone_RU54

Date: 30.OCT.2024 15:04:58

11AX20MIMO_Ant6_5320_26Tone_RU8

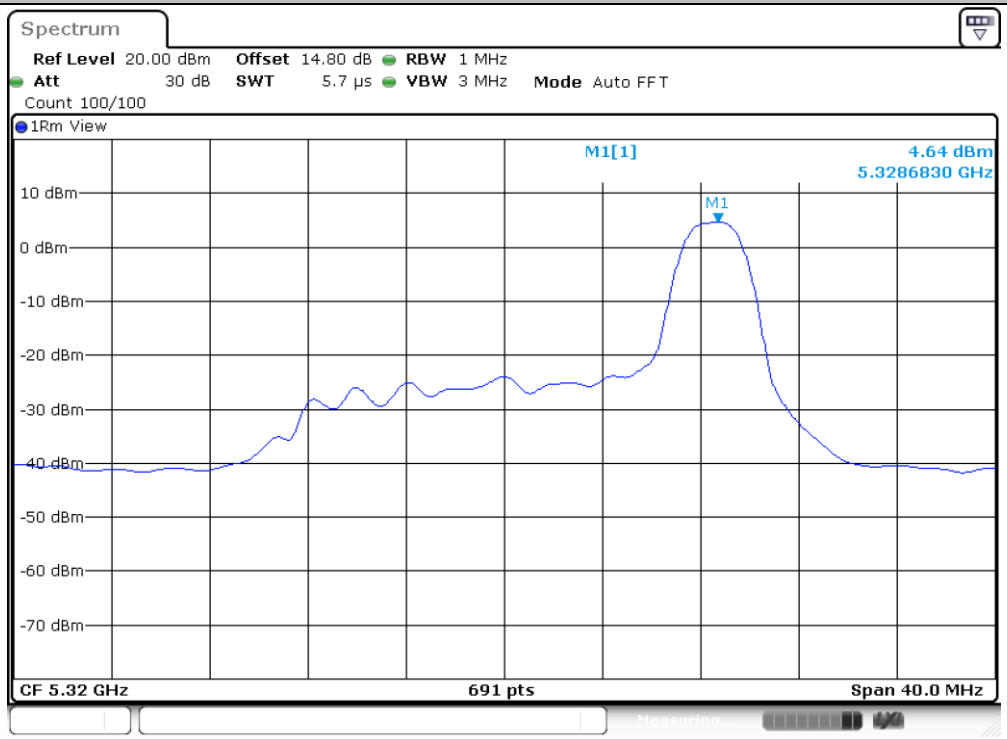

Date: 30.OCT.2024 15:00:10

11AX20MIMO_Ant6_5320_52Tone_RU40

Date: 30.OCT.2024 15:02:34

11AX20MIMO_Ant6_5320_106Tone_RU54

11AX20MIMO_total_5320_26Tone_RU8

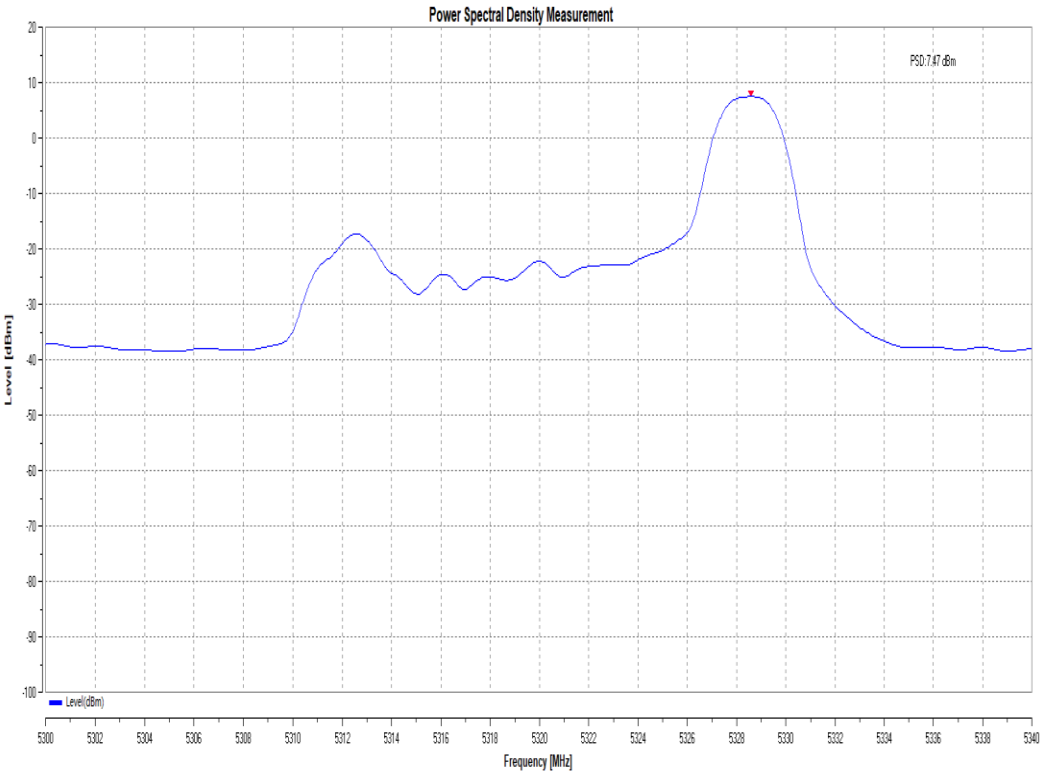

11AX20MIMO_total_5320_52Tone_RU40

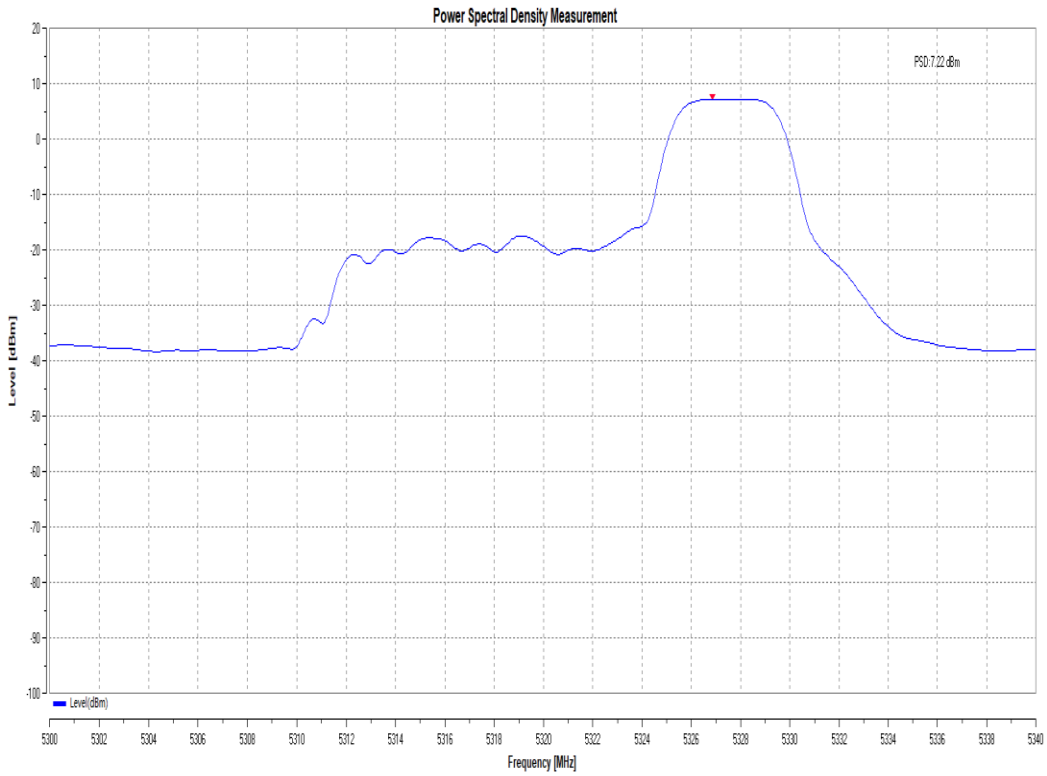

11AX20MIMO_total_5320_106Tone_RU54

11AX20MIMO_Ant5_5500_26Tone_RU0

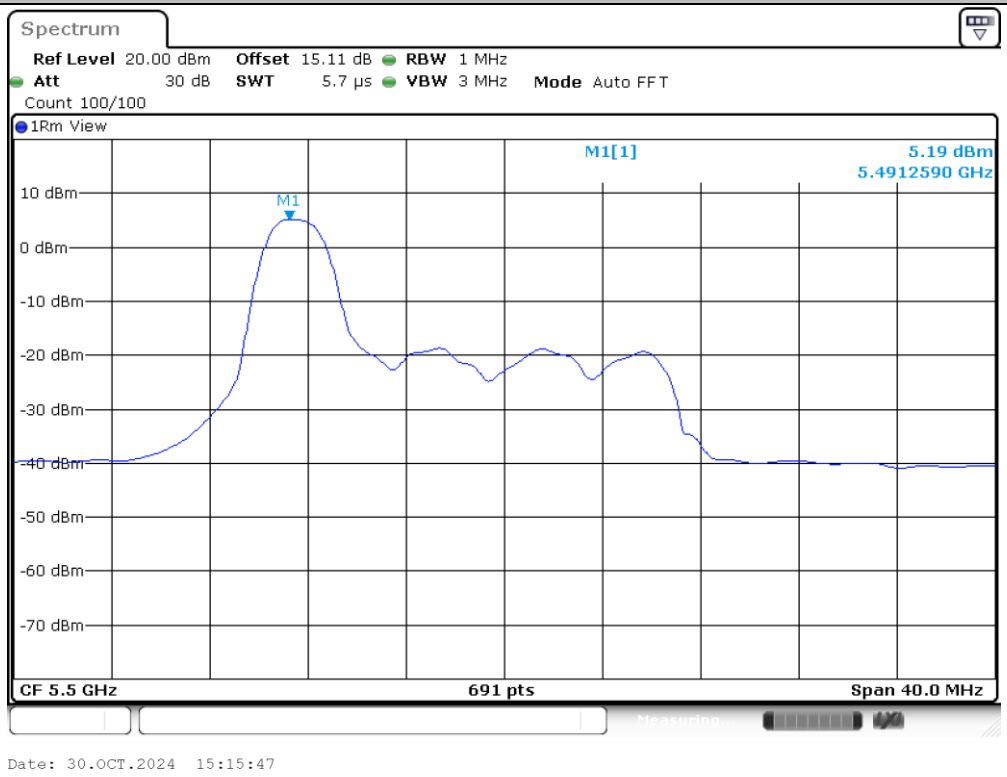

11AX20MIMO_Ant5_5500_52Tone_RU37

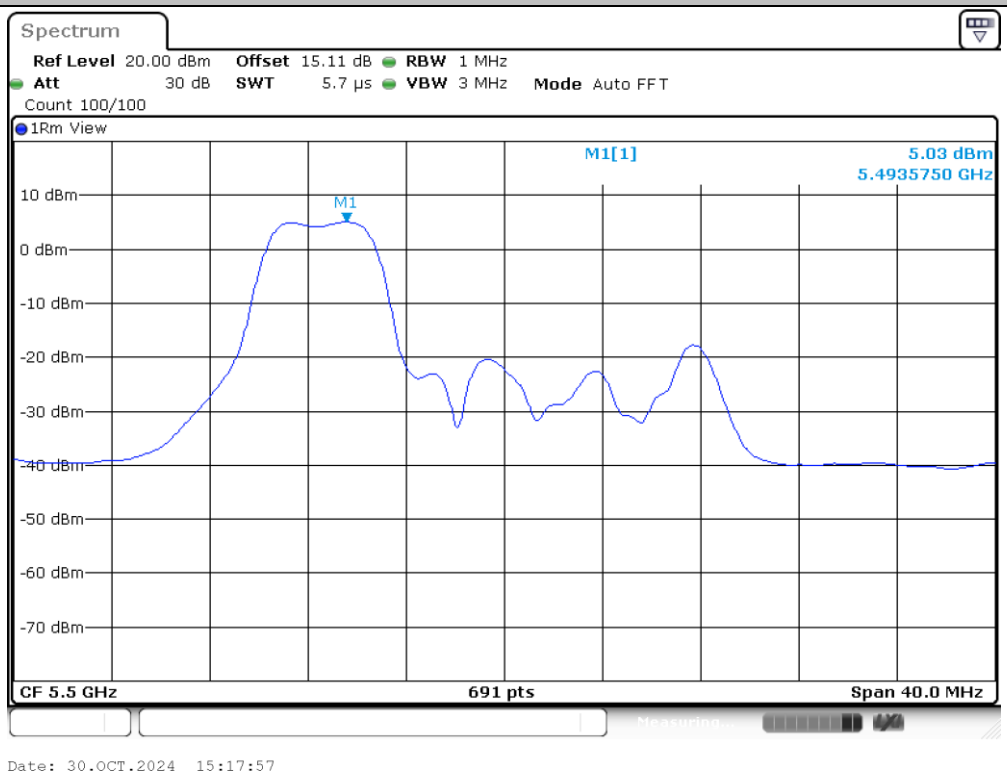

11AX20MIMO_Ant5_5500_106Tone_RU53

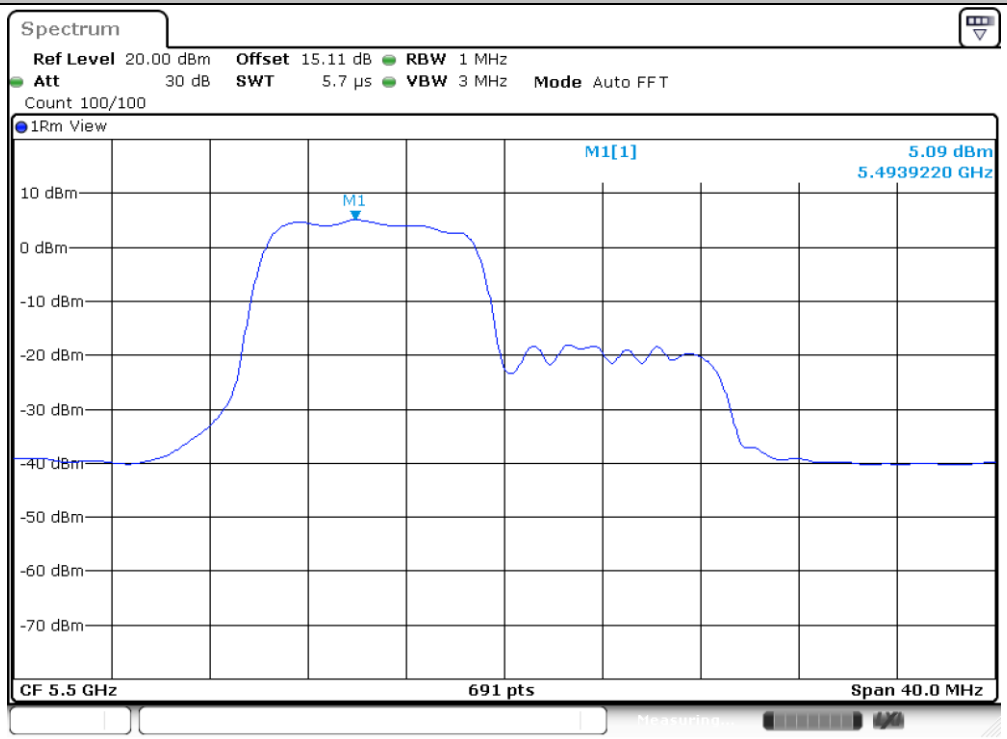

Date: 30.OCT.2024 15:20:12

11AX20MIMO_Ant6_5500_26Tone_RU0

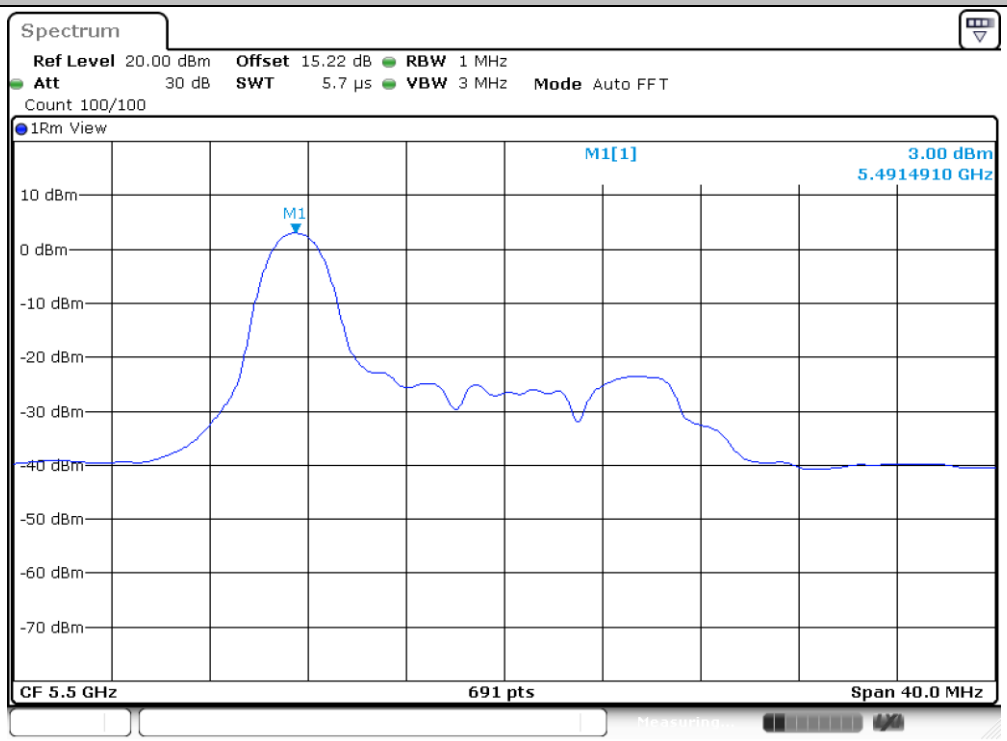

Date: 30.OCT.2024 15:15:57

11AX20MIMO_Ant6_5500_52Tone_RU37

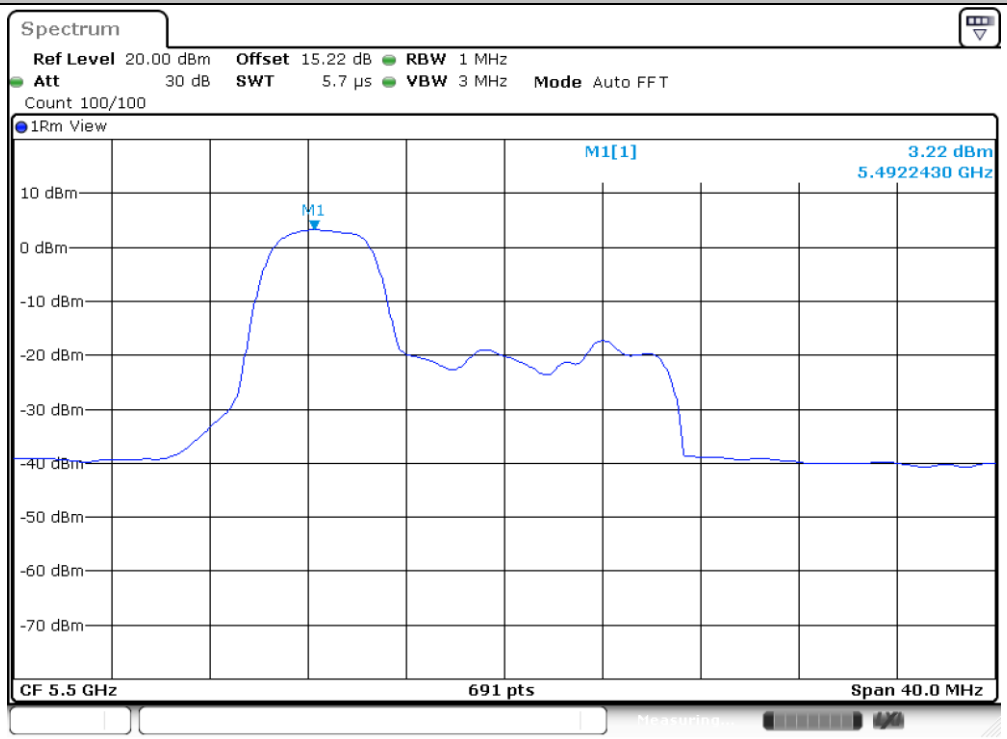

11AX20MIMO_Ant6_5500_106Tone_RU53

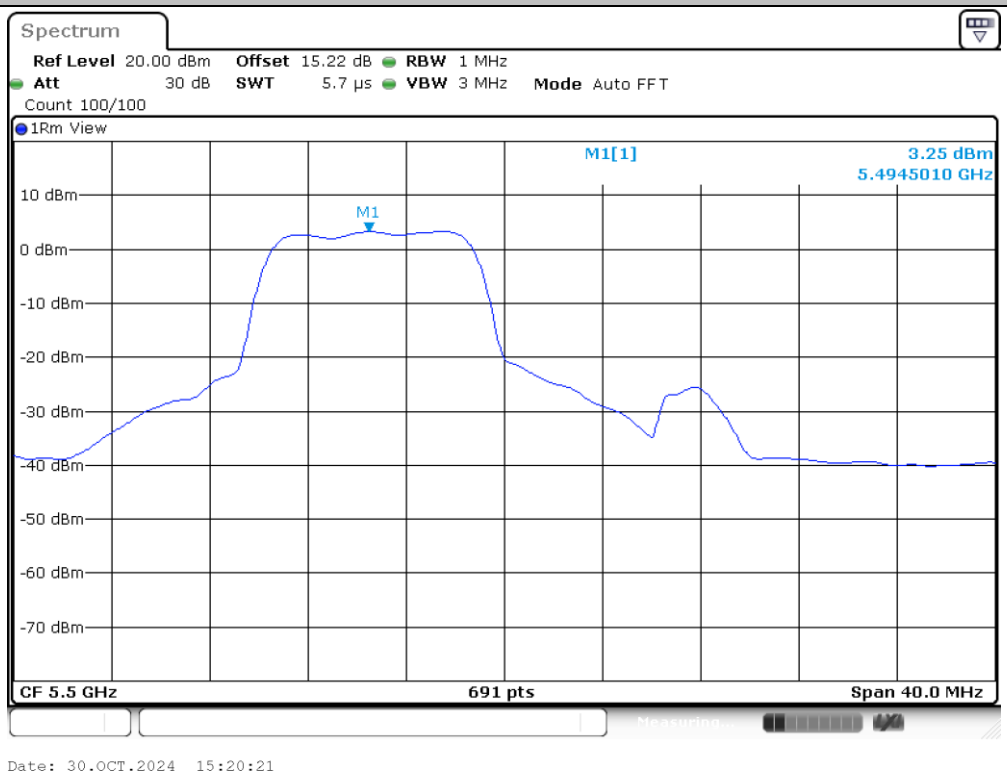

11AX20MIMO_total_5500_26Tone_RU0

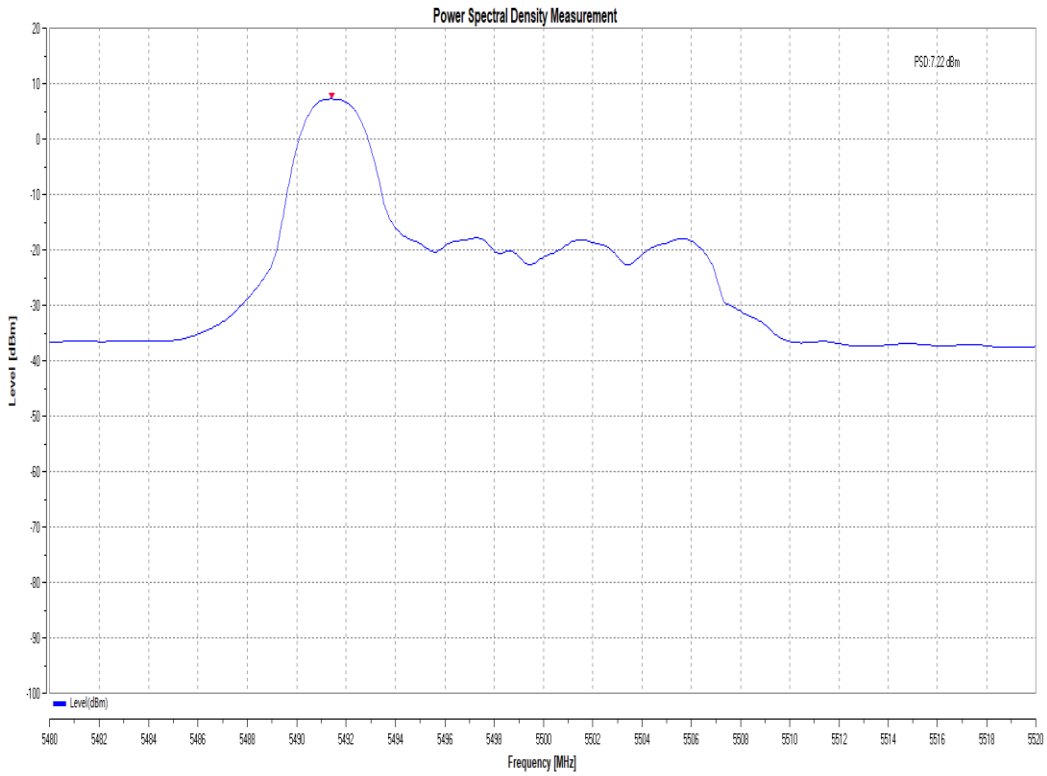

11AX20MIMO_total_5500_52Tone_RU37

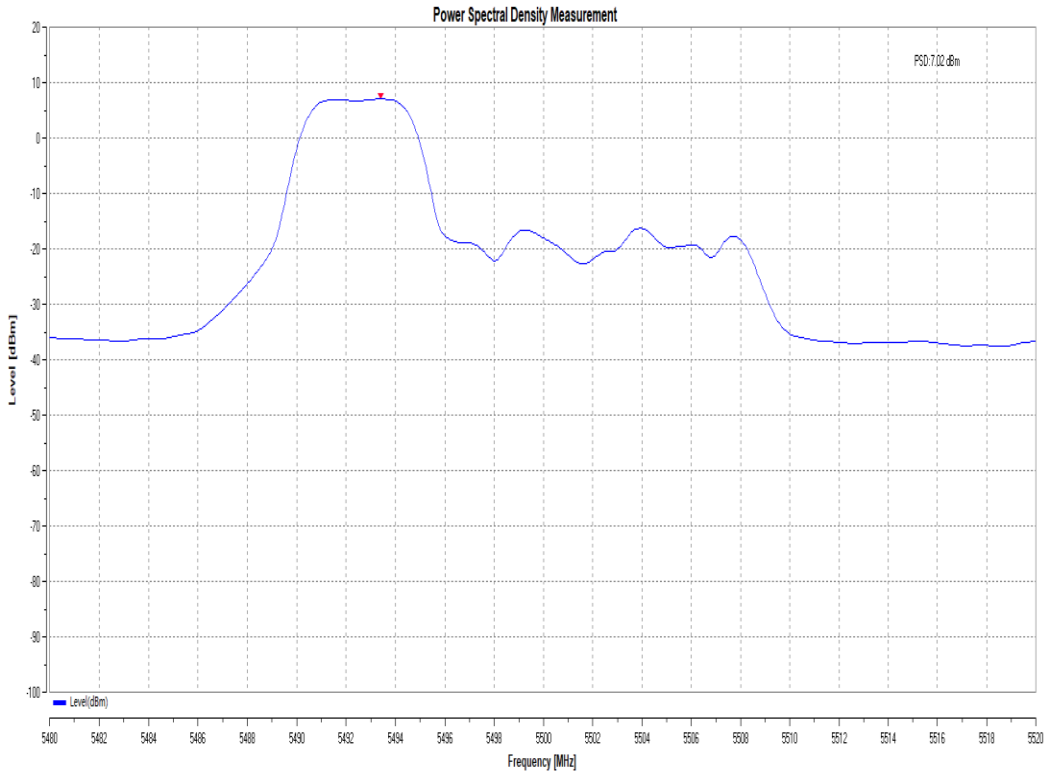

11AX20MIMO_total_5500_106Tone_RU53

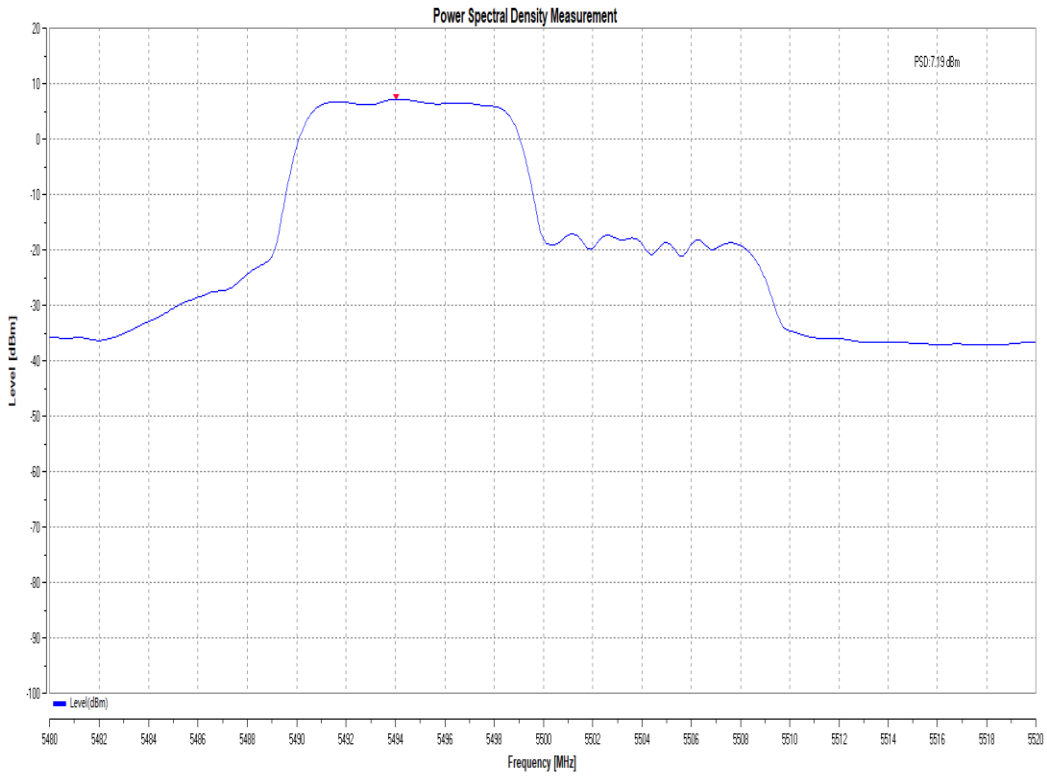

11AX20MIMO_Ant5_5700_26Tone_RU8

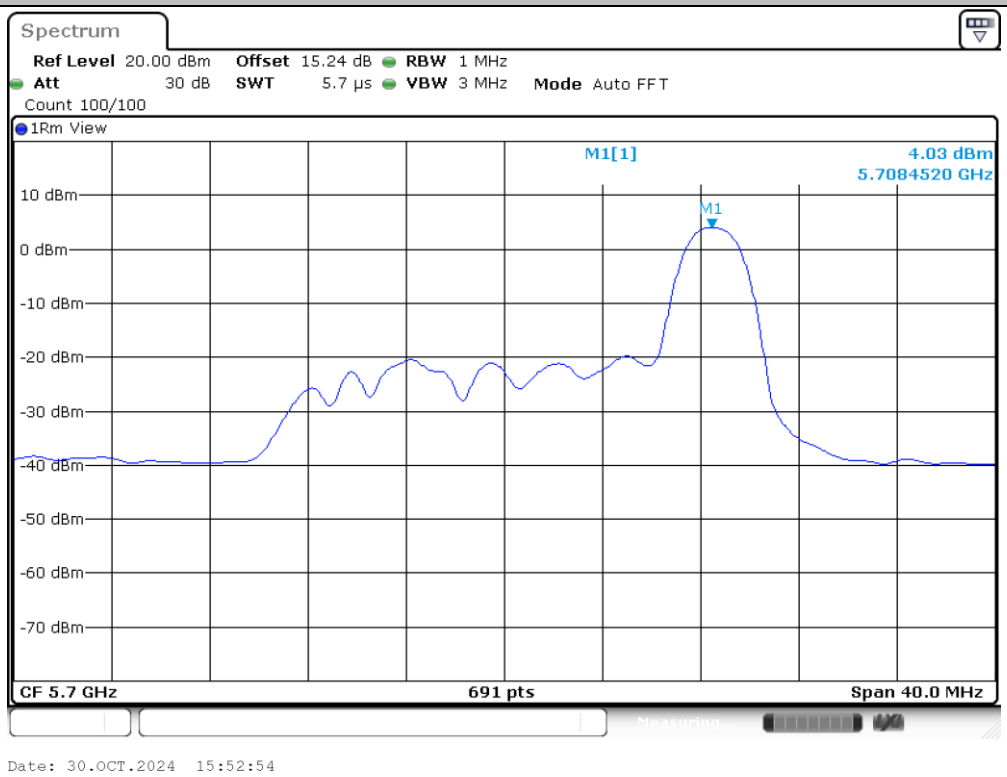

11AX20MIMO_Ant5_5700_52Tone_RU40

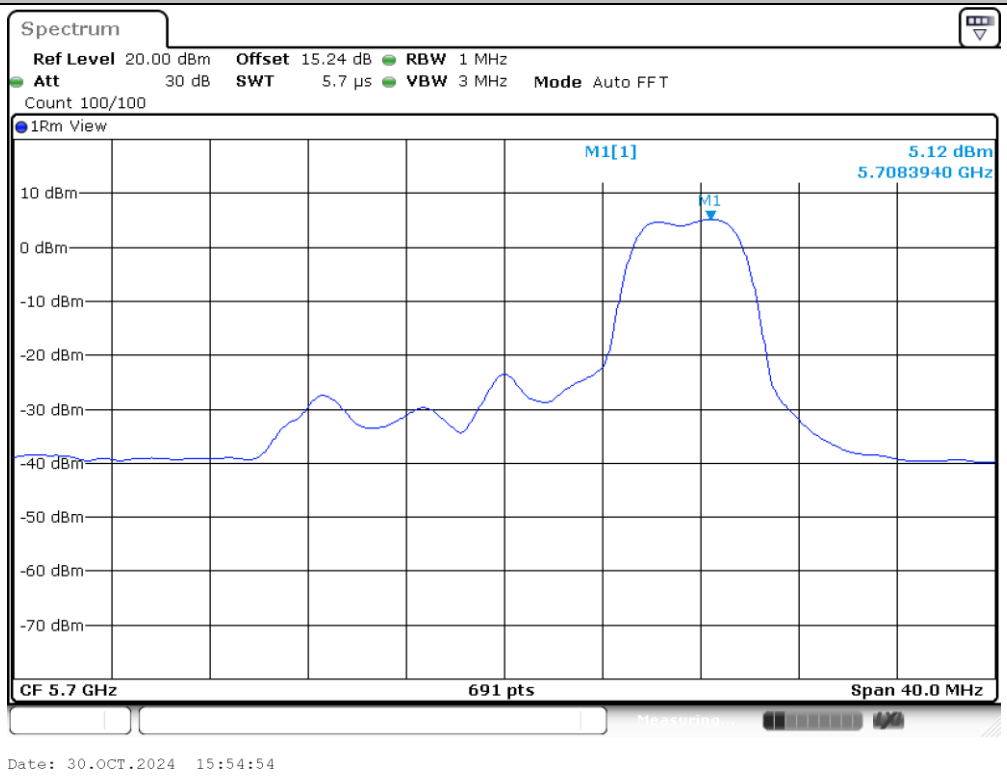

11AX20MIMO_Ant5_5700_106Tone_RU54

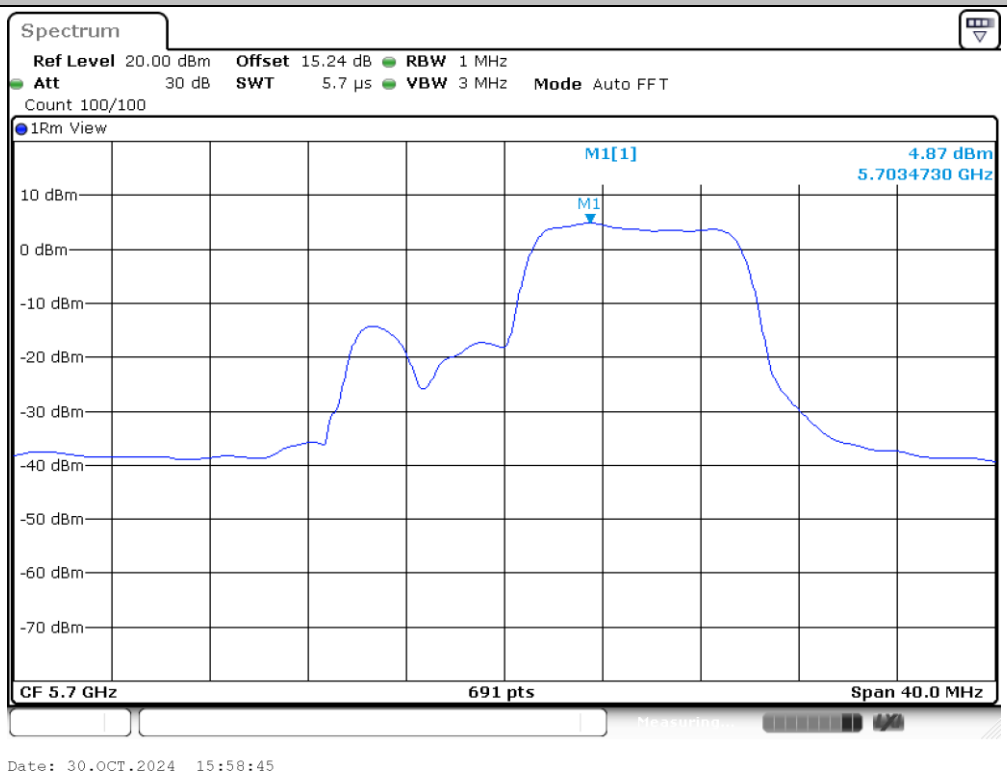

11AX20MIMO_Ant6_5700_26Tone_RU8

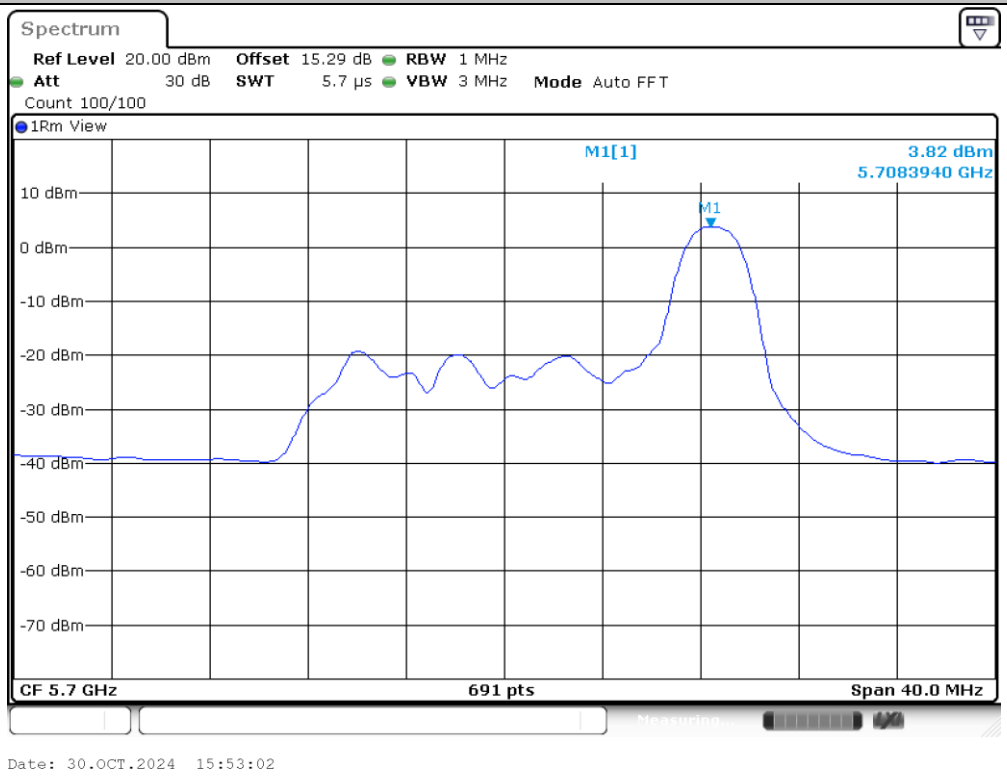

11AX20MIMO_Ant6_5700_52Tone_RU40

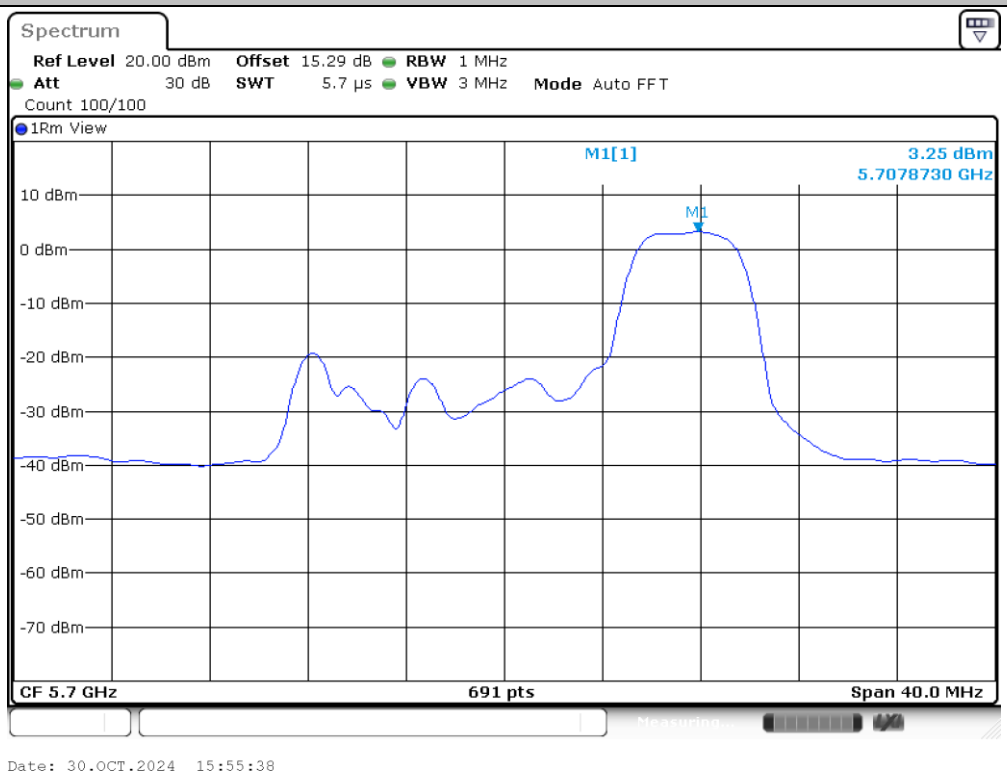

11AX20MIMO_Ant6_5700_106Tone_RU54

11AX20MIMO_total_5700_26Tone_RU8

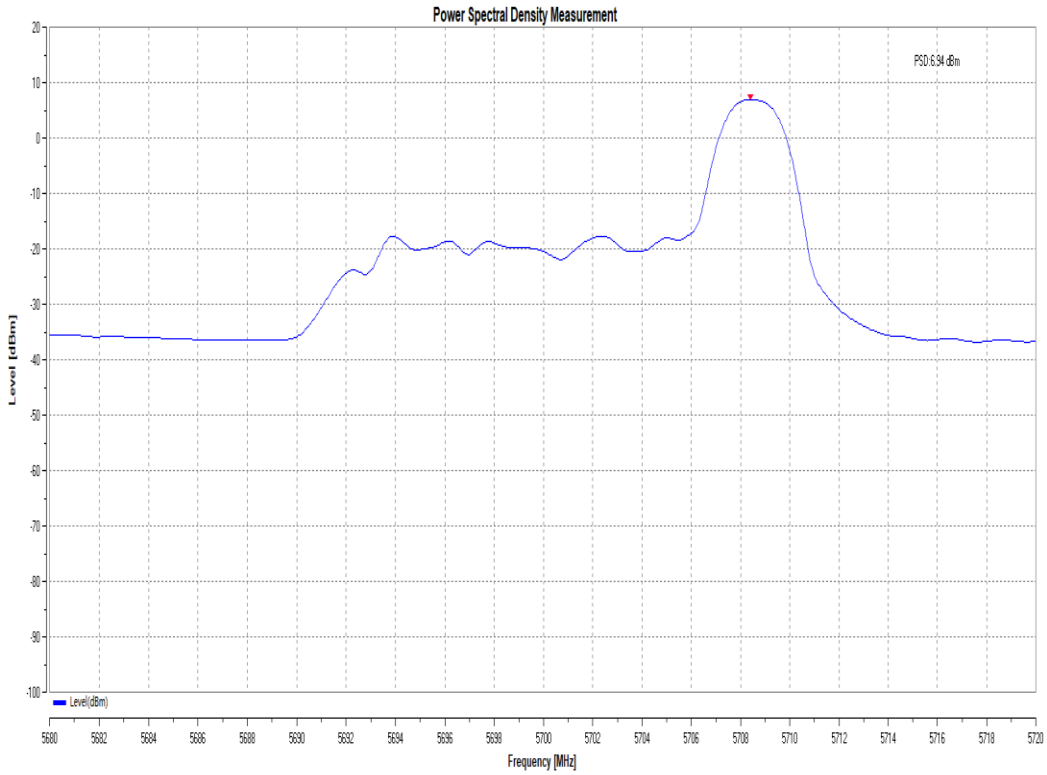

11AX20MIMO_total_5700_52Tone_RU40

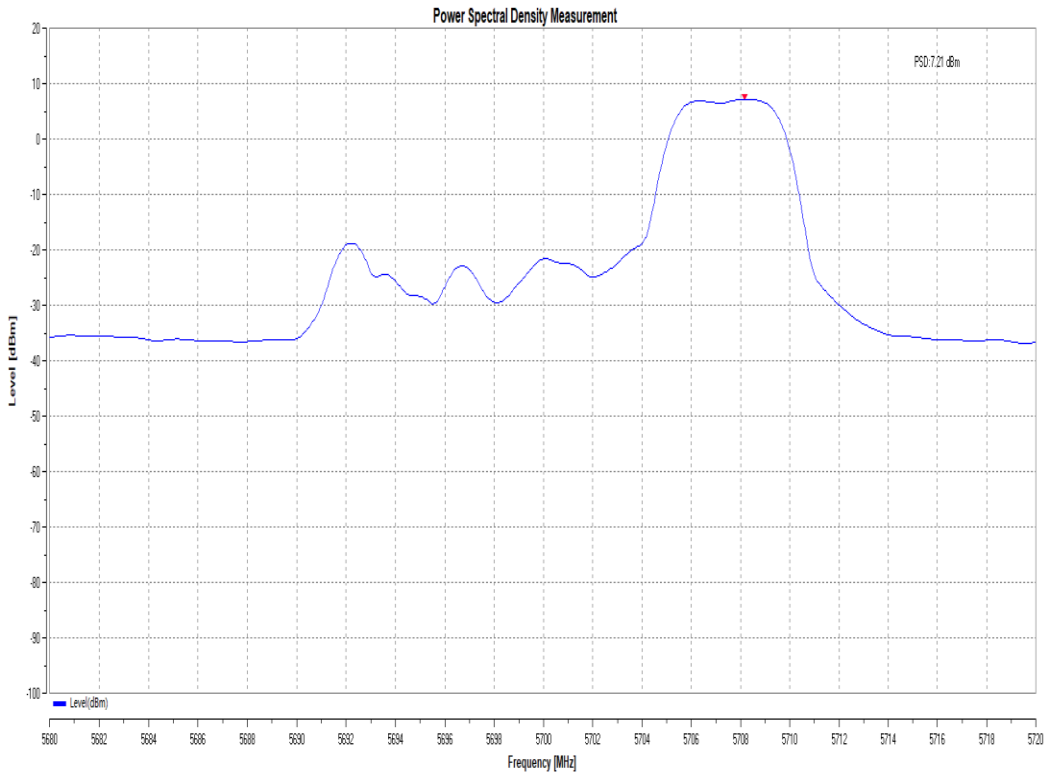

11AX20MIMO_total_5700_106Tone_RU54

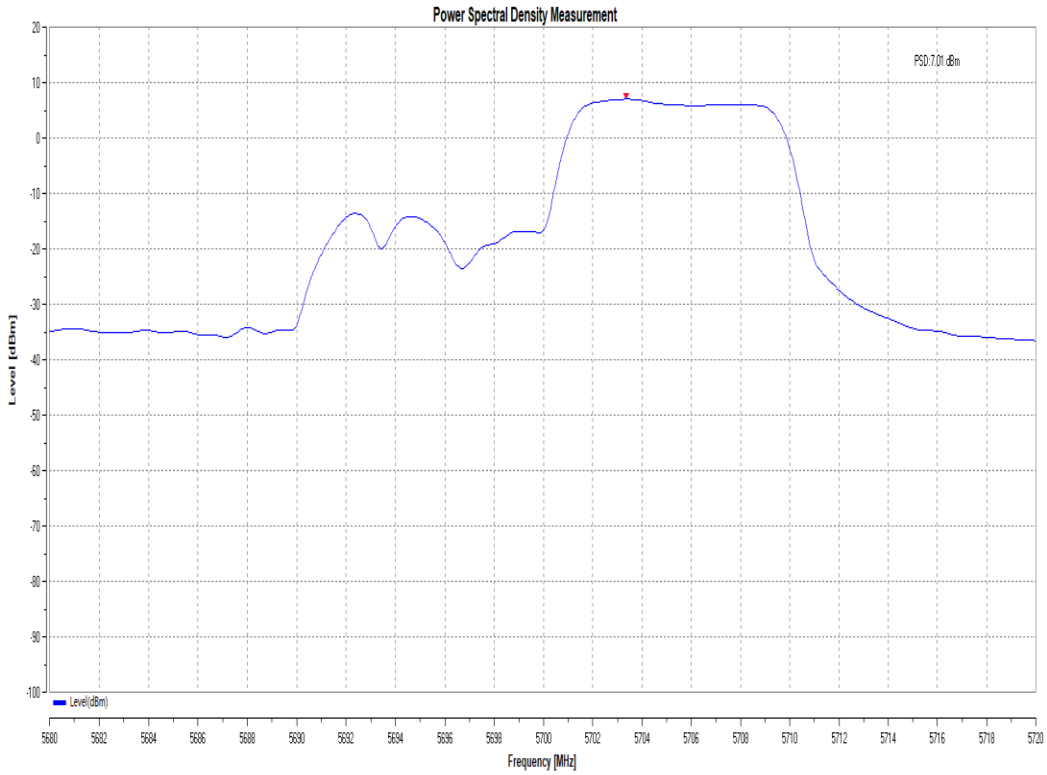

11AX20MIMO_Ant5_5745_26Tone_RU0

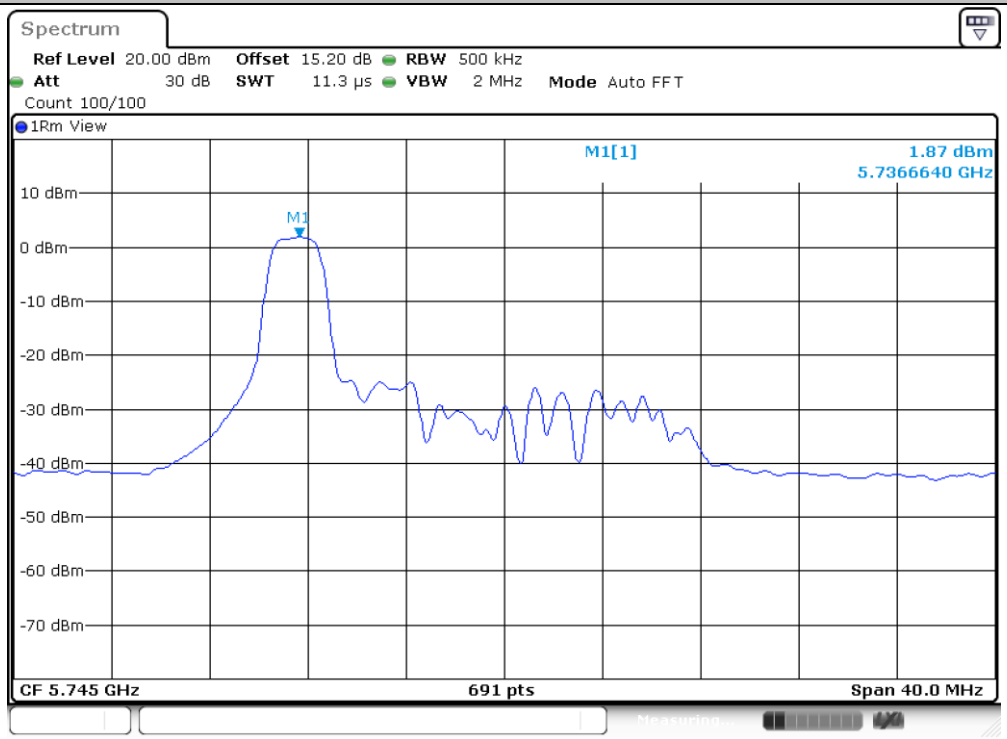

Date: 30.OCT.2024 16:02:16

11AX20MIMO_Ant5_5745_52Tone_RU37

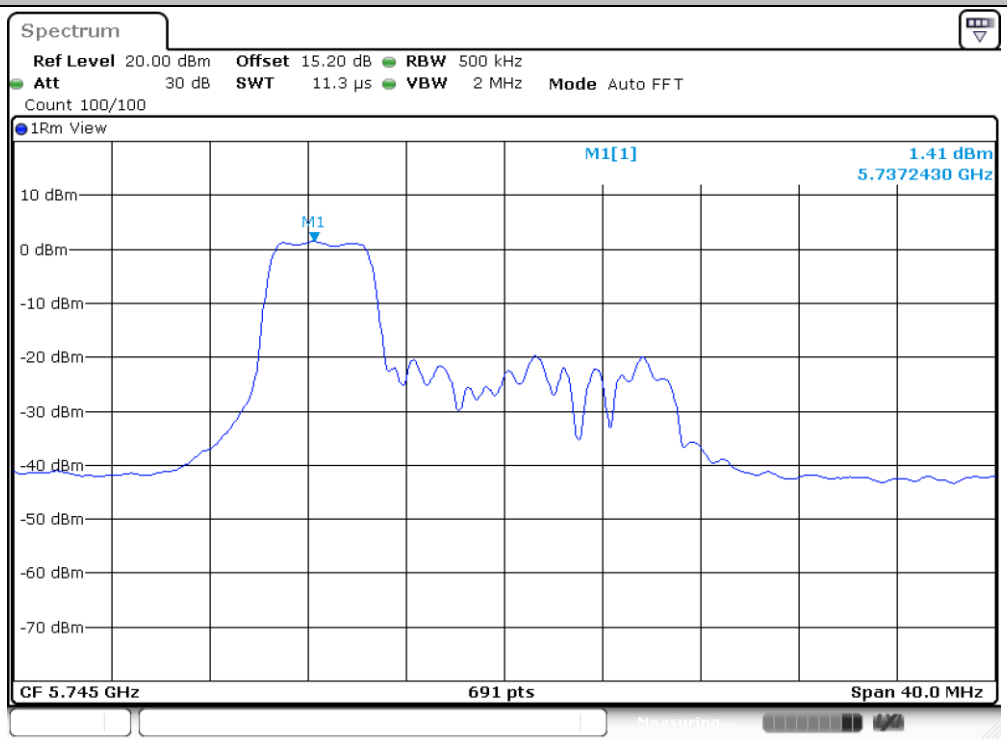

Date: 30.OCT.2024 16:05:22

11AX20MIMO_Ant5_5745_106Tone_RU53

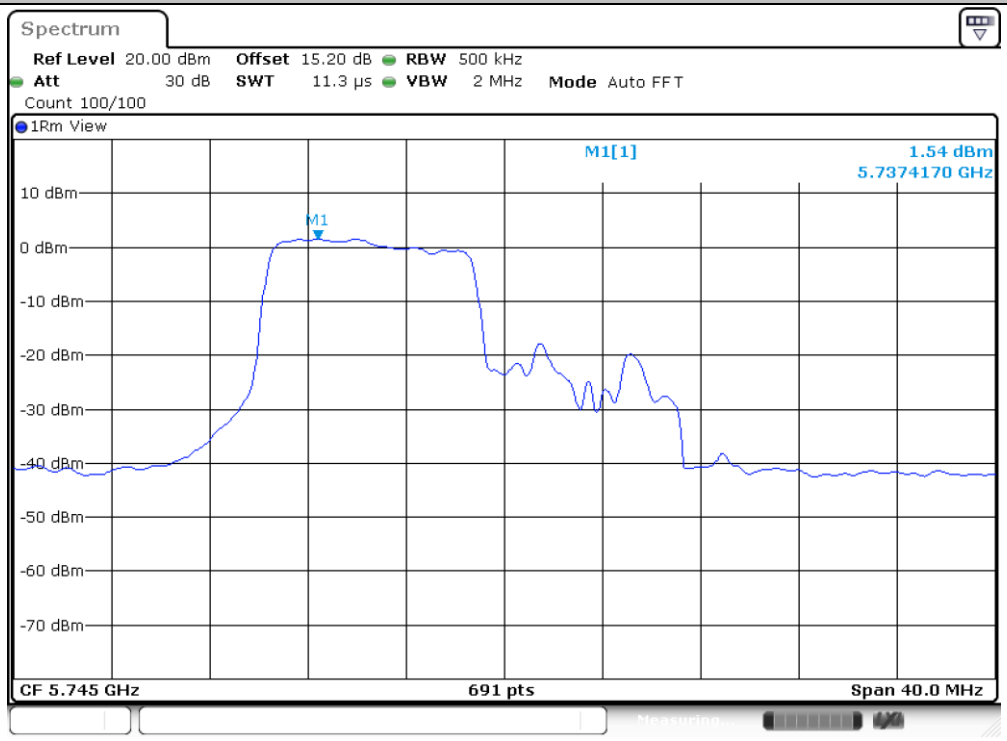

11AX20MIMO_Ant6_5745_26Tone_RU0

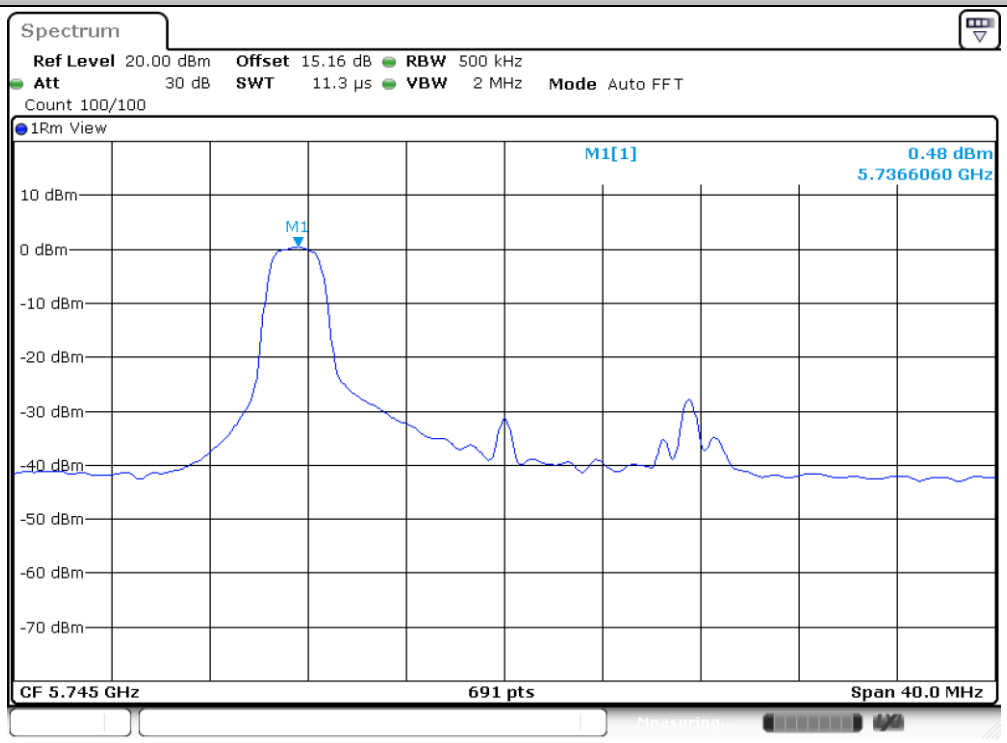

11AX20MIMO_Ant6_5745_52Tone_RU37

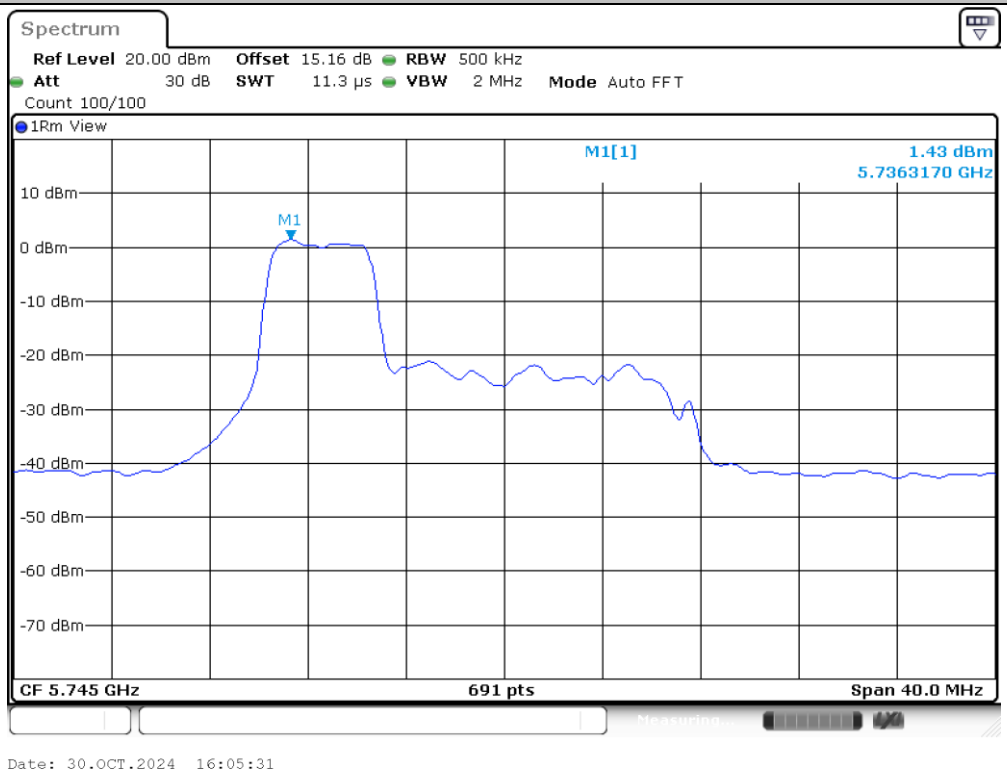

11AX20MIMO_Ant6_5745_106Tone_RU53

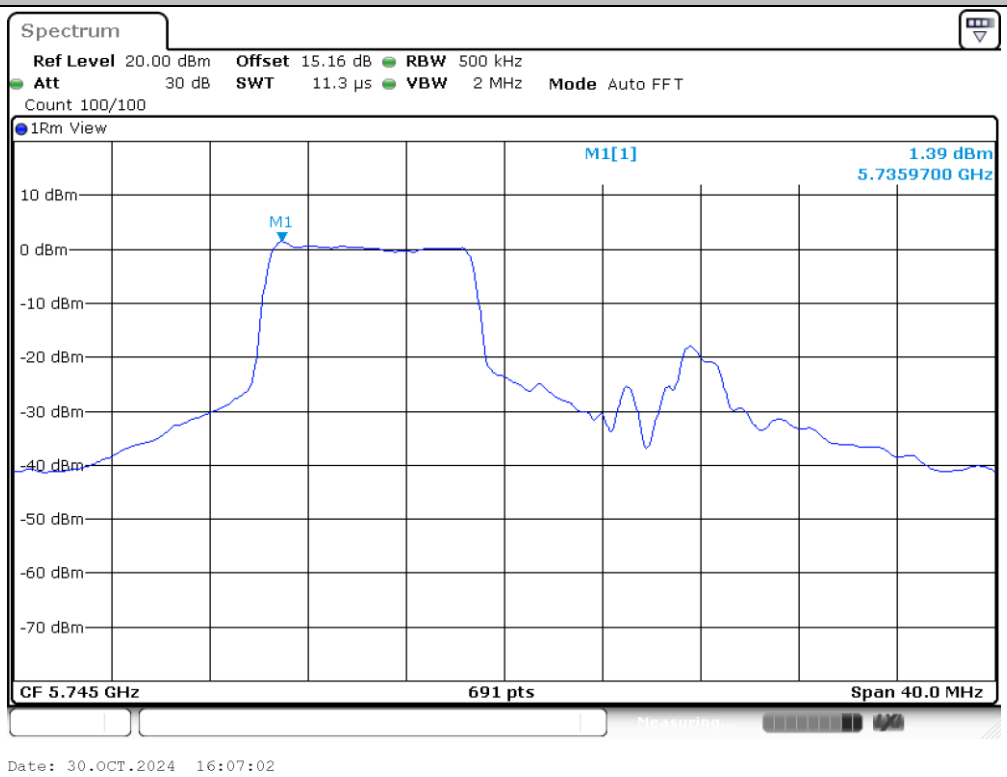

11AX20MIMO_Ant5_5825_26Tone_RU8

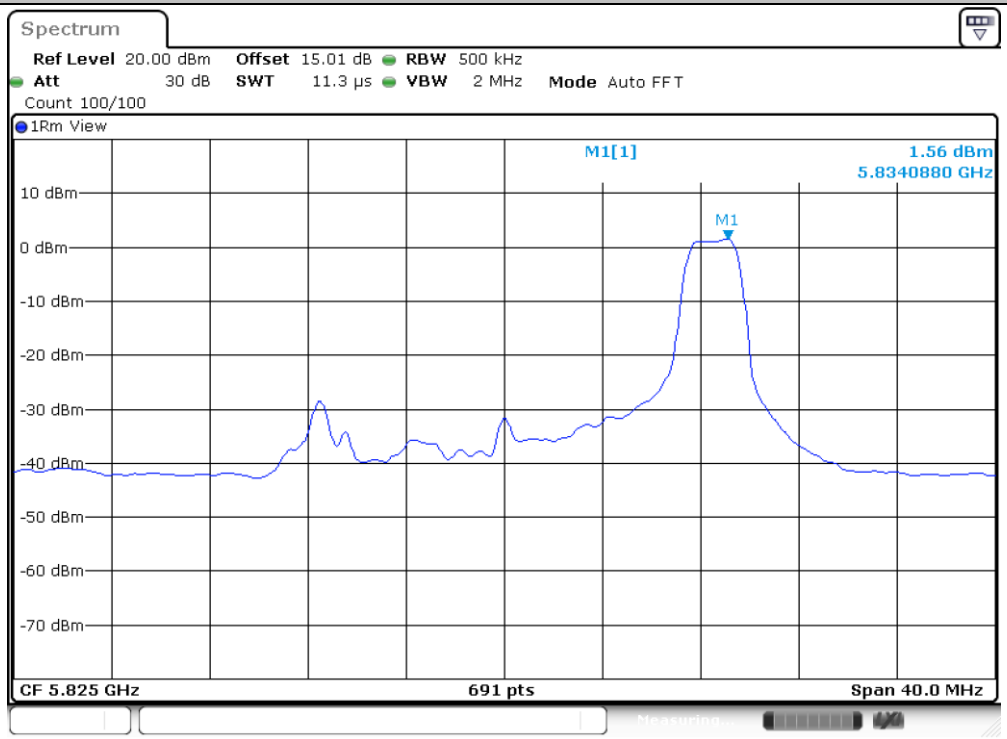

11AX20MIMO_Ant5_5825_52Tone_RU40

11AX20MIMO_Ant5_5825_106Tone_RU54

11AX20MIMO_Ant6_5825_26Tone_RU8

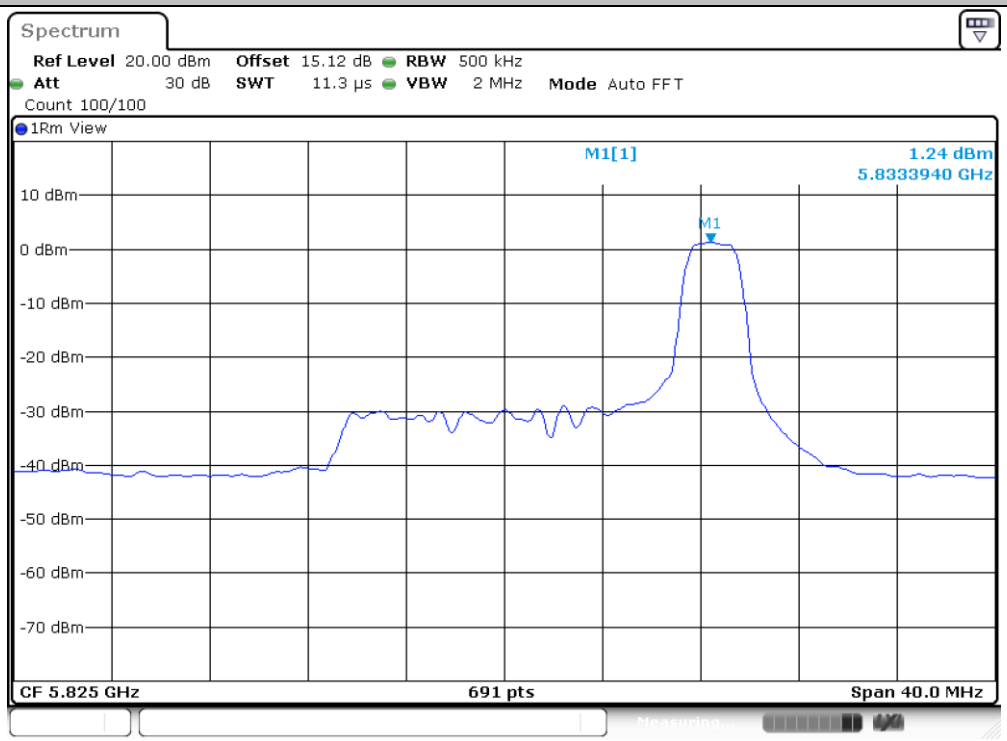

11AX20MIMO_Ant6_5825_52Tone_RU40

11AX20MIMO_Ant6_5825_106Tone_RU54

Appendix B. AC Conducted Emission Test Results

Test Engineer :	TaoZhang	**Temperature :**	22~24℃
		Relative Humidity :	44~50%
Test Voltage :	120Vac / 60Hz	**Phase :**	Line
Remark :	All emissions not reported here are more than 10 dB below the prescribed limit.		

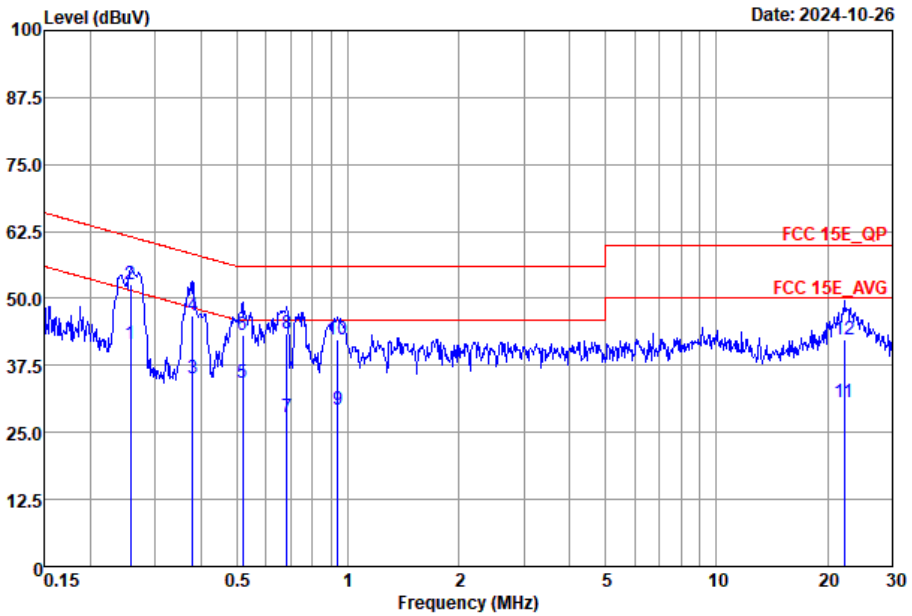

Site : CO02-SZ
Condition : FCC 15E_QP LISN_2024-L LINE

		Freq	Level	Over Limit	Limit Line	Read Level	LISN Factor	Cable Loss	Remark
		MHz	dBuV	dB	dBuV	dBuV	dB	dB	
1		0.26	41.49	-10.02	51.51	21.30	10.04	10.15	Average
2	*	0.26	52.59	-8.92	61.51	32.40	10.04	10.15	QP
3		0.38	35.17	-13.13	48.30	15.00	10.00	10.17	Average
4		0.38	46.87	-11.43	58.30	26.70	10.00	10.17	QP
5		0.52	34.28	-11.72	46.00	14.10	9.98	10.20	Average
6		0.52	43.28	-12.72	56.00	23.10	9.98	10.20	QP
7		0.68	27.91	-18.09	46.00	7.70	9.98	10.23	Average
8		0.68	43.59	-12.41	56.00	23.38	9.98	10.23	QP
9		0.94	29.20	-16.80	46.00	9.00	9.97	10.23	Average
10		0.94	42.20	-13.80	56.00	22.00	9.97	10.23	QP
11		22.18	30.53	-19.47	50.00	10.50	9.52	10.51	Average
12		22.18	42.43	-17.57	60.00	22.40	9.52	10.51	QP

Test Engineer :	TaoZhang	**Temperature :**	22~24℃
		Relative Humidity :	44~50%
Test Voltage :	120Vac / 60Hz	**Phase :**	Neutral
Remark :	All emissions not reported here are more than 10 dB below the prescribed limit.		

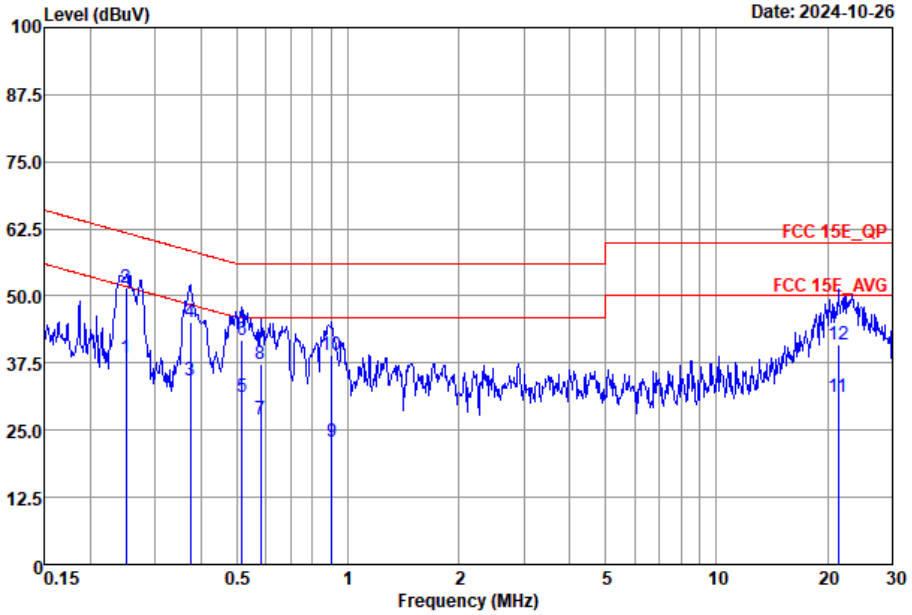

Site : CO02-SZ
Condition : FCC 15E_QP LISN_2024-N NEUTRAL

		Freq	Level	Over Limit	Limit Line	Read Level	LISN Factor	Cable Loss	Remark
		MHz	dBuV	dB	dBuV	dBuV	dB	dB	
1		0.25	38.56	-13.17	51.73	18.40	10.01	10.15	Average
2	*	0.25	51.66	-10.07	61.73	31.50	10.01	10.15	QP
3		0.37	34.34	-14.09	48.43	14.20	9.97	10.17	Average
4		0.37	45.24	-13.19	58.43	25.10	9.97	10.17	QP
5		0.52	31.26	-14.74	46.00	11.10	9.96	10.20	Average
6		0.52	41.76	-14.24	56.00	21.60	9.96	10.20	QP
7		0.58	27.08	-18.92	46.00	6.91	9.96	10.21	Average
8		0.58	37.38	-18.62	56.00	17.21	9.96	10.21	QP
9		0.90	22.79	-23.21	46.00	2.60	9.96	10.23	Average
10		0.90	38.99	-17.01	56.00	18.80	9.96	10.23	QP
11		21.37	31.32	-18.68	50.00	11.00	9.81	10.51	Average
12		21.37	41.02	-18.98	60.00	20.70	9.81	10.51	QP

Note:

1. Level(dBμV) = Read Level(dBμV) + LISN Factor(dB) + Cable Loss(dB)
2. Over Limit(dB) = Level(dBμV) – Limit Line(dBμV)

Appendix C. Radiated Spurious Emission Test Data

Test Engineer :	Shunping You	Relative Humidity :	50%
		Temperature :	20-24℃

Radiated Spurious Emission Test Modes

Mode	Band	Band (GHz)	Antenna	Modulation	Channel	Frequency	Data Rate	RU	Remark
Mode 1	U-NII-1	5.15-5.25	CDD 5+6	802.11a	36	5180	6Mbps	-	-
Mode 2	U-NII-1	5.15-5.25	CDD 5+6	802.11a	44	5220	6Mbps	-	-
Mode 3	U-NII-1	5.15-5.25	CDD 5+6	802.11a	48	5240	6Mbps	-	-
Mode 4	U-NII-2A	5.25-5.35	CDD 5+6	802.11a	52	5260	6Mbps	-	-
Mode 5	U-NII-2A	5.25-5.35	CDD 5+6	802.11a	60	5300	6Mbps	-	-
Mode 6	U-NII-2A	5.25-5.35	CDD 5+6	802.11a	64	5320	6Mbps	-	-
Mode 7	U-NII-2C	5.47-5.725	CDD 5+6	802.11a	100	5500	6Mbps	-	-
Mode 8	U-NII-2C	5.47-5.725	CDD 5+6	802.11a	116	5580	6Mbps	-	-
Mode 9	U-NII-2C	5.47-5.725	CDD 5+6	802.11a	140	5700	6Mbps	-	-
Mode 10	U-NII-1	5.15-5.25	CDD 5+6	802.11ax HE20	36	5180	MCS0	Full RU	-
Mode 11	U-NII-1	5.15-5.25	CDD 5+6	802.11ax HE20	44	5220	MCS0	Full RU	-
Mode 12	U-NII-1	5.15-5.25	CDD 5+6	802.11ax HE20	48	5240	MCS0	Full RU	-
Mode 13	U-NII-2A	5.25-5.35	CDD 5+6	802.11ax HE20	52	5260	MCS0	Full RU	-
Mode 14	U-NII-2A	5.25-5.35	CDD 5+6	802.11ax HE20	60	5300	MCS0	Full RU	-
Mode 15	U-NII-2A	5.25-5.35	CDD 5+6	802.11ax HE20	64	5320	MCS0	Full RU	-
Mode 16	U-NII-2C	5.47-5.725	CDD 5+6	802.11ax HE20	100	5500	MCS0	Full RU	-
Mode 17	U-NII-2C	5.47-5.725	CDD 5+6	802.11ax HE20	116	5580	MCS0	Full RU	-
Mode 18	U-NII-2C	5.47-5.725	CDD 5+6	802.11ax HE20	140	5700	MCS0	Full RU	-
Mode 19	U-NII-1	5.15-5.25	CDD 5+6	802.11ax HE40	38	5190	MCS0	Full RU	-
Mode 20	U-NII-1	5.15-5.25	CDD 5+6	802.11ax HE40	46	5230	MCS0	Full RU	-
Mode 21	U-NII-2A	5.25-5.35	CDD 5+6	802.11ax HE40	54	5270	MCS0	Full RU	-
Mode 22	U-NII-2A	5.25-5.35	CDD 5+6	802.11ax HE40	62	5310	MCS0	Full RU	-
Mode 23	U-NII-2C	5.47-5.725	CDD 5+6	802.11ax HE40	102	5510	MCS0	Full RU	-
Mode 24	U-NII-2C	5.47-5.725	CDD 5+6	802.11ax HE40	134	5670	MCS0	Full RU	-
Mode 25	U-NII-1	5.15-5.25	CDD 5+6	802.11ax HE80	42	5210	MCS0	Full RU	-
Mode 26	U-NII-2A	5.25-5.35	CDD 5+6	802.11ax HE80	58	5290	MCS0	Full RU	-
Mode 27	U-NII-2C	5.47-5.725	CDD 5+6	802.11ax HE80	106	5530	MCS0	Full RU	-
Mode 28	U-NII-2C	5.47-5.725	CDD 5+6	802.11ax HE80	122	5610	MCS0	Full RU	-
Mode 29	U-NII-2A	5.25-5.35	CDD 5+6	802.11ax HE160	50	5250	MCS0	Full RU	-
Mode 30	U-NII-2C	5.47-5.725	CDD 5+6	802.11ax HE160	114	5570	MCS0	Full RU	-
Mode 31	Straddle channels	5.47-5.725	CDD 5+6	802.11ax HE20	144	5720	MCS0	-	-
Mode 32	Straddle channels	5.47-5.725	CDD 5+6	802.11ax HE40	142	5710	MCS0	-	-
Mode 33	Straddle channels	5.47-5.725	CDD 5+6	802.11ax HE80	138	5690	MCS0	-	-

Mode	Band	Band (GHz)	Antenna	Modulation	Channel	Frequency	Data Rate	RU	Remark
Mode 34	U-NII-1	5.15-5.25	CDD 5+6	802.11ax HE20	36	5180	MCS0	Partial RU 26/0	-
Mode 35	U-NII-2A	5.25-5.35	CDD 5+6	802.11ax HE20	64	5320	MCS0	Partial RU 26/8	-
Mode 36	U-NII-2C	5.47-5.725	CDD 5+6	802.11ax HE20	100	5500	MCS0	Partial RU 52/37	-
Mode 37	U-NII-2C	5.47-5.725	CDD 5+6	802.11ax HE20	140	5700	MCS0	Partial RU 106/54	-
Mode 38	U-NII-3	5.725-5.85	CDD 5+6	802.11a	149	5745	6Mbps	-	-
Mode 39	U-NII-3	5.725-5.85	CDD 5+6	802.11a	157	5785	6Mbps	-	-
Mode 40	U-NII-3	5.725-5.85	CDD 5+6	802.11a	165	5825	6Mbps	-	-
Mode 41	U-NII-3	5.725-5.85	CDD 5+6	802.11ax HE20	149	5745	MCS0	Full RU	-
Mode 42	U-NII-3	5.725-5.85	CDD 5+6	802.11ax HE20	157	5785	MCS0	Full RU	-
Mode 43	U-NII-3	5.725-5.85	CDD 5+6	802.11ax HE20	165	5825	MCS0	Full RU	-
Mode 44	U-NII-3	5.725-5.85	CDD 5+6	802.11ax HE40	151	5755	MCS0	Full RU	-
Mode 45	U-NII-3	5.725-5.85	CDD 5+6	802.11ax HE40	159	5795	MCS0	Full RU	-
Mode 46	U-NII-3	5.725-5.85	CDD 5+6	802.11ax HE80	155	5775	MCS0	Full RU	-
Mode 47	U-NII-3	5.725-5.85	CDD 5+6	802.11ax HE20	149	5745	MCS0	Partial RU 26/0	-
Mode 48	U-NII-3	5.725-5.85	CDD 5+6	802.11ax HE20	165	5825	MCS0	Partial RU 26/8	-
Mode 49	U-NII-1	5.15-5.25	CDD 5+6	802.11ax HE40	38	5190	MCS0	Full RU	LF
Mode 50	U-NII-3	5.725-5.85	CDD 5+6	802.11ax HE80	155	5775	MCS0	Full RU	LF
Mode 51	Co-Tx	5.15-5.25	CDD 5+6	802.11ax HE40	38	5190	MCS0	Full RU	-
		WWAN Link	1	Part 96 N48	-	-	-	-	-
Mode 52	Co-Tx	2400-2483.5	6	Bluetooth-LE_GSFK	38	2480	2M	-	-
		5.15-5.25	CDD 5+6	802.11ax HE40	38	5190	MCS0	Full RU	-
		WWAN Link	1	Part 96 N48					

Summary of each worse mode

Mode	Modulation	Ch.	Freq. (MHz)	Level (dBuV/m)	Limit (dBuV/m)	Margin (dB)	Pol.	Peak Avg.	Result	Remark
1	802.11a	36	5149.94	41.68	54.00	-12.32	H	AVERAGE	Pass	Band Edge
1	802.11a	36	10360.00	45.67	68.30	-22.63	V	Peak	Pass	Harmonic
2	802.11a	44	-	-	-	-	-	-	-	Band Edge
2	802.11a	44	10440.00	44.61	68.30	-23.69	H	Peak	Pass	Harmonic
3	802.11a	48	-	-	-	-	-	-	-	Band Edge
3	802.11a	48	10480.00	46.79	68.30	-21.51	V	Peak	Pass	Harmonic
4	802.11a	52	-	-	-	-	-	-	-	Band Edge
4	802.11a	52	10520.00	47.24	68.30	-21.06	H	Peak	Pass	Harmonic
5	802.11a	60	-	-	-	-	-	-	-	Band Edge
5	802.11a	60	15900.00	47.78	74.00	-26.22	H	Peak	Pass	Harmonic
6	802.11a	64	5350.10	44.54	54.00	-9.46	H	AVERAGE	Pass	Band Edge
6	802.11a	64	15960.00	46.20	74.00	-27.80	H	Peak	Pass	Harmonic
7	802.11a	100	5452.00	40.68	54.00	-13.32	H	AVERAGE	Pass	Band Edge
7	802.11a	100	16500.00	46.91	68.30	-21.39	H	Peak	Pass	Harmonic
8	802.11a	116	-	-	-	-	-	-	-	Band Edge
8	802.11a	116	16740.00	45.25	68.30	-23.05	H	Peak	Pass	Harmonic
9	802.11a	140	5725.22	56.77	68.30	-11.53	H	PEAK	Pass	Band Edge
9	802.11a	140	17100.00	47.28	68.30	-21.02	V	Peak	Pass	Harmonic
10	802.11ax HE20	36	5149.76	44.04	54.00	-9.96	H	AVERAGE	Pass	Band Edge
10	802.11ax HE20	36	10360.00	45.19	68.30	-23.11	V	Peak	Pass	Harmonic
11	802.11ax HE20	44	-	-	-	-	-	-	-	Band Edge
11	802.11ax HE20	44	10440.00	45.83	68.30	-22.47	H	Peak	Pass	Harmonic
12	802.11ax HE20	48	-	-	-	-	-	-	-	Band Edge
12	802.11ax HE20	48	10480.00	45.82	68.30	-22.48	H	Peak	Pass	Harmonic
13	802.11ax HE20	52	-	-	-	-	-	-	-	Band Edge
13	802.11ax HE20	52	10520.00	45.55	68.30	-22.75	V	Peak	Pass	Harmonic
14	802.11ax HE20	60	-	-	-	-	-	-	-	Band Edge
14	802.11ax HE20	60	15900.00	48.16	74.00	-25.84	H	Peak	Pass	Harmonic
15	802.11ax HE20	64	5350.10	44.62	54.00	-9.38	V	AVERAGE	Pass	Band Edge
15	802.11ax HE20	64	10640.00	45.90	74.00	-28.10	V	Peak	Pass	Harmonic
16	802.11ax HE20	100	5458.90	40.59	54.00	-13.41	H	AVERAGE	Pass	Band Edge
16	802.11ax HE20	100	16500.00	46.47	68.30	-21.83	H	Peak	Pass	Harmonic
17	802.11ax HE20	116	-	-	-	-	-	-	-	Band Edge
17	802.11ax HE20	116	16740.00	45.01	68.30	-23.29	V	Peak	Pass	Harmonic
18	802.11ax HE20	140	5725.35	60.34	68.30	-7.96	H	PEAK	Pass	Band Edge
18	802.11ax HE20	140	17100.00	47.09	68.30	-21.21	H	Peak	Pass	Harmonic

Mode	Modulation	Ch.	Freq. (MHz)	Level (dBuV/m)	Limit (dBuV/m)	Margin (dB)	Pol.	Peak Avg.	Result	Remark
19	802.11ax HE40	38	5149.34	50.74	54.00	-3.26	H	AVERAGE	Pass	Band Edge
19	802.11ax HE40	38	10380.00	46.01	68.30	-22.29	V	Peak	Pass	Harmonic
20	802.11ax HE40	46	5139.84	40.99	54.00	-13.01	V	AVERAGE	Pass	Band Edge
20	802.11ax HE40	46	-	-	-	-	-	-	-	Harmonic
21	802.11ax HE40	54	5350.75	42.05	54.00	-11.95	H	AVERAGE	Pass	Band Edge
21	802.11ax HE40	54	-	-	-	-	-	-	-	Harmonic
22	802.11ax HE40	62	5350.95	50.05	54.00	-3.95	V	AVERAGE	Pass	Band Edge
22	802.11ax HE40	62	-	-	-	-	-	-	-	Harmonic
23	802.11ax HE40	102	5470.00	63.05	68.30	-5.25	V	PEAK	Pass	Band Edge
23	802.11ax HE40	102	-	-	-	-	-	-	-	Harmonic
24	802.11ax HE40	134	5449.84	39.91	54.00	-14.09	H	AVERAGE	Pass	Band Edge
24	802.11ax HE40	134	-	-	-	-	-	-	-	Harmonic
25	802.11ax HE80	42	5149.73	49.42	54.00	-4.58	V	AVERAGE	Pass	Band Edge
25	802.11ax HE80	42	-	-	-	-	-	-	-	Harmonic
26	802.11ax HE80	58	5353.75	49.61	54.00	-4.39	V	AVERAGE	Pass	Band Edge
26	802.11ax HE80	58	-	-	-	-	-	-	-	Harmonic
27	802.11ax HE80	106	5459.98	50.09	54.00	-3.91	H	AVERAGE	Pass	Band Edge
27	802.11ax HE80	106	-	-	-	-	-	-	-	Harmonic
28	802.11ax HE80	122	-	-	-	-	-	-	-	Harmonic
29	802.11ax HE160	50	5391.54	50.41	54.00	-3.59	V	AVERAGE	Pass	Band Edge
29	802.11ax HE160	50	-	-	-	-	-	-	-	Harmonic
30	802.11ax HE160	114	5421.72	49.63	54.00	-4.37	V	AVERAGE	Pass	Band Edge
30	802.11ax HE160	114	-	-	-	-	-	-	-	Harmonic
31	802.11ax HE20	144	5394.00	38.81	54.00	-15.19	V	Peak	Pass	Band Edge
31	802.11ax HE20	144	17160.00	47.45	68.30	-20.85	V	Peak	Pass	Harmonic
32	802.11ax HE40	142	5428.65	38.81	54.00	-15.19	H	Peak	Pass	Band Edge
32	802.11ax HE40	142	-	-	-	-	-	-	-	Harmonic
33	802.11ax HE80	138	5459.45	39.04	54.00	-14.96	H	Peak	Pass	Band Edge
33	802.11ax HE80	138	-	-	-	-	-	-	-	Harmonic
34	802.11ax HE20	36	5139.68	40.56	54.00	-13.44	V	AVERAGE	Pass	Band Edge
34	802.11ax HE20	36	-	-	-	-	-	-	-	Harmonic
35	802.11ax HE20	64	5350.94	40.71	54.00	-13.29	V	AVERAGE	Pass	Band Edge
35	802.11ax HE20	64	-	-	-	-	-	-	-	Harmonic
36	802.11ax HE20	100	5426.80	40.60	54.00	-13.40	V	AVERAGE	Pass	Band Edge
36	802.11ax HE20	100	-	-	-	-	-	-	-	Harmonic
37	802.11ax HE20	140	5726.85	63.83	68.30	-4.47	H	PEAK	Pass	Band Edge
37	802.11ax HE20	140	-	-	-	-	-	-	-	Harmonic

Mode	Modulation	Ch.	Freq. (MHz)	Level (dBuV/m)	Limit (dBuV/m)	Margin (dB)	Pol.	Peak Avg.	Result	Remark
38	802.11a	149	5641.04	49.97	68.30	-18.33	V	PEAK	Pass	Band Edge
38	802.11a	149	17235.00	47.43	68.30	-20.87	V	Peak	Pass	Harmonic
39	802.11a	157	-	-	-	-	-	-	-	Band Edge
39	802.11a	157	17355.00	47.23	68.30	-21.07	H	Peak	Pass	Harmonic
40	802.11a	165	5941.25	51.41	68.30	-16.89	H	PEAK	Pass	Band Edge
40	802.11a	165	17475.00	47.63	68.30	-20.67	V	Peak	Pass	Harmonic
41	802.11ax HE20	149	5642.20	50.71	68.30	-17.59	H	PEAK	Pass	Band Edge
41	802.11ax HE20	149	17235	47.72	68.3	-20.58	H	Peak	Pass	Harmonic
42	802.11ax HE20	157	-	-	-	-	-	-	-	Band Edge
42	802.11ax HE20	157	17355.00	47.71	68.30	-20.59	H	Peak	Pass	Harmonic
43	802.11ax HE20	165	5943.63	50.69	68.30	-17.61	V	PEAK	Pass	Band Edge
43	802.11ax HE20	165	17475.00	47.90	68.30	-20.40	V	Peak	Pass	Harmonic
44	802.11ax HE40	151	5629.76	51.90	68.30	-16.40	V	PEAK	Pass	Band Edge
44	802.11ax HE40	151	-	-	-	-	-	-	-	Harmonic
45	802.11ax HE40	159	5936.52	52.04	68.30	-16.26	H	PEAK	Pass	Band Edge
45	802.11ax HE40	159	-	-	-	-	-	-	-	Harmonic
46	802.11ax HE80	155	5649.35	55.65	68.30	-12.65	H	PEAK	Pass	Band Edge
46	802.11ax HE80	155	17325.00	47.23	68.30	-21.07	H	Peak	Pass	Harmonic
47	802.11ax HE20	149	5650.61	50.85	68.75	-17.90	V	PEAK	Pass	Band Edge
47	802.11ax HE20	149	-	-	-	-	-	-	-	Harmonic
48	802.11ax HE20	165	5930.38	50.32	68.30	-17.98	V	PEAK	Pass	Band Edge
48	802.11ax HE20	165	-	-	-	-	-	-	-	Harmonic
49	802.11ax HE40	38	948.59	31.41	46	-14.59	H	PEAK	Pass	LF
50	802.11ax HE80	155	948.59	32.41	46	-13.59	H	PEAK	Pass	LF
51	CO_TX	-	5149.72	49.91	54.00	-4.09	H	AVERAGE	Pass	Band Edge
		-	10380.00	44.96	68.30	-23.34	V	Peak	Pass	Harmonic
52	CO_TX	-	5149.72	48.83	54.00	-5.17	H	AVERAGE	Pass	Band Edge
		-	15570.00	47.07	74.00	-26.93	H	Peak	Pass	Harmonic

Mode	1	
	Band Edge	
	U-NII-1_5.15-5.25_802.11a_CH36_5180MHz	
ANT	CDD 5+6	
Pol.	Horizontal	Fundamental
Peak	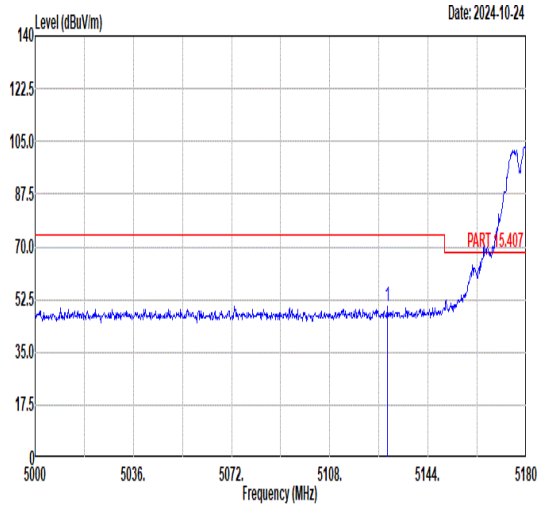 Freq Level Limit Line Margin Read Level Ant Factor Cable Loss Preamp Factor APos TPos Remark MHz dBuV/m dBuV/m dB dBuV dB/m dB dB cm deg 1 5129.24 50.17 74.00 -23.83 40.31 34.61 7.90 32.65 233 0 PEAK	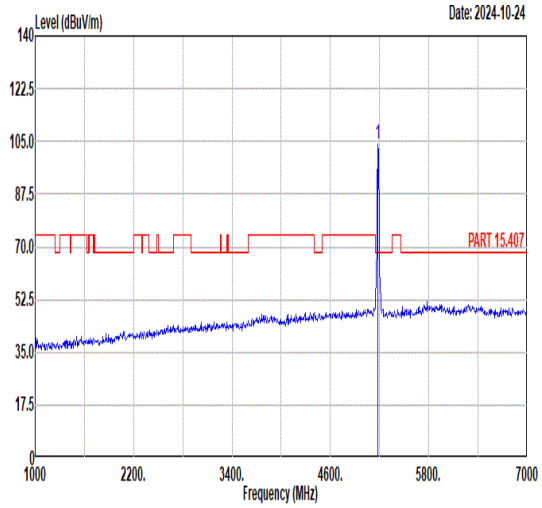 Freq Level Limit Line Margin Read Level Ant Factor Cable Loss Preamp Factor APos TPos Remark MHz dBuV/m dBuV/m dB dBuV dB/m dB dB cm deg 1 5180.00 103.95 ------ ------ 93.99 34.65 7.94 32.63 233 0 PEAK
Avg	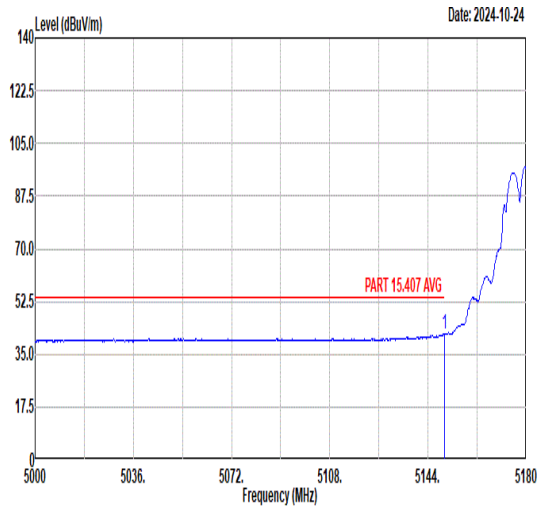 Freq Level Limit Line Margin Read Level Ant Factor Cable Loss Preamp Factor APos TPos Remark MHz dBuV/m dBuV/m dB dBuV dB/m dB dB cm deg 1 5149.94 41.68 54.00 -12.32 31.78 34.62 7.92 32.64 233 0 AVERAGE	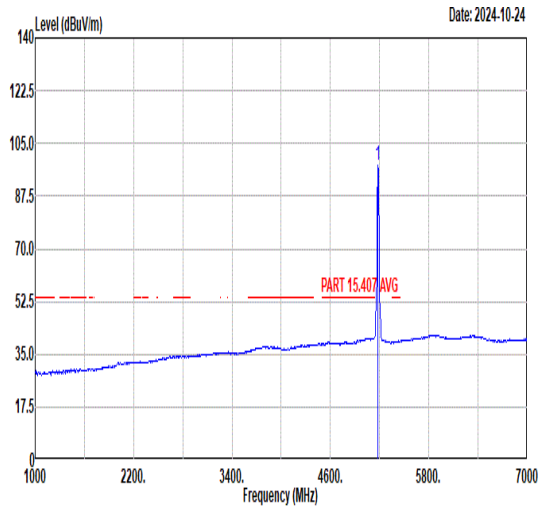 Freq Level Limit Line Margin Read Level Ant Factor Cable Loss Preamp Factor APos TPos Remark MHz dBuV/m dBuV/m dB dBuV dB/m dB dB cm deg 1 5180.00 97.90 ------ ------ 87.94 34.65 7.94 32.63 233 0 AVERAGE

Mode	1	
	Band Edge	
	U-NII-1_5.15-5.25_802.11a_CH36_5180MHz	
ANT	CDD 5+6	
Pol.	Vertical	Fundamental
Peak	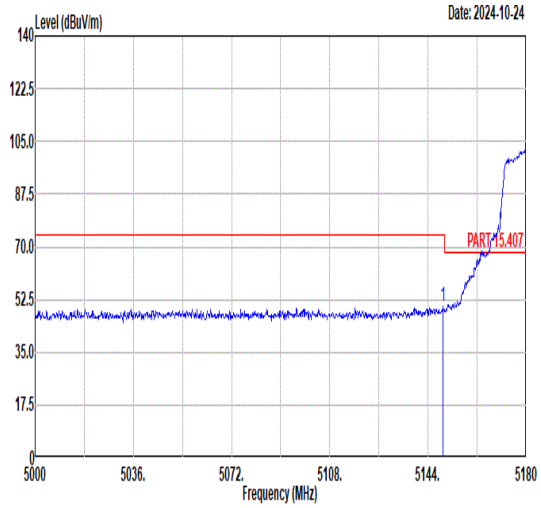 Freq Level Limit Line Margin Read Level Ant Factor Cable Loss Preamp Factor APos TPos Remark MHz dBuV/m dBuV/m dB dBuV dB/m dB dB cm deg 1 5149.58 49.94 74.00 -24.06 40.04 34.62 7.92 32.64 200 98 PEAK	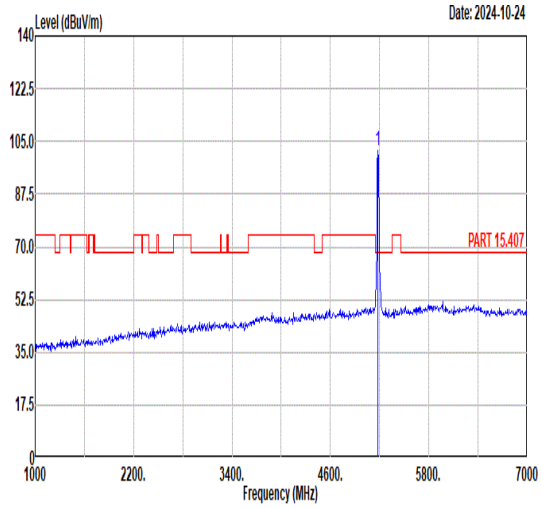 Freq Level Limit Line Margin Read Level Ant Factor Cable Loss Preamp Factor APos TPos Remark MHz dBuV/m dBuV/m dB dBuV dB/m dB dB cm deg 1 5180.00 102.05 ------ ------ 92.09 34.65 7.94 32.63 200 98 PEAK
Avg	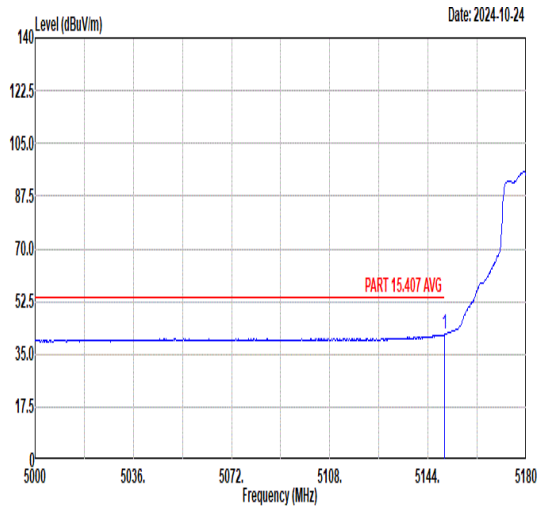 Freq Level Limit Line Margin Read Level Ant Factor Cable Loss Preamp Factor APos TPos Remark MHz dBuV/m dBuV/m dB dBuV dB/m dB dB cm deg 1 5149.94 41.47 54.00 -12.53 31.57 34.62 7.92 32.64 200 98 AVERAGE	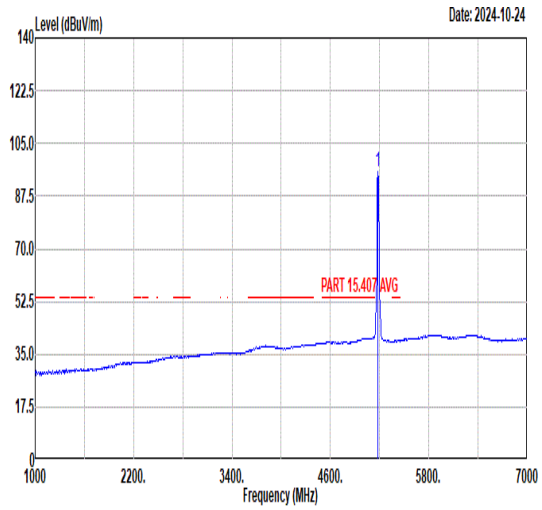 Freq Level Limit Line Margin Read Level Ant Factor Cable Loss Preamp Factor APos TPos Remark MHz dBuV/m dBuV/m dB dBuV dB/m dB dB cm deg 1 5180.00 95.43 ------ ------ 85.47 34.65 7.94 32.63 200 98 AVERAGE

Mode	1	
	Harmonic	
	U-NII-1_5.15-5.25_802.11a_CH36_5180MHz	
ANT	CDD 5+6	
Pol.	Horizontal	Vertical
Peak Avg	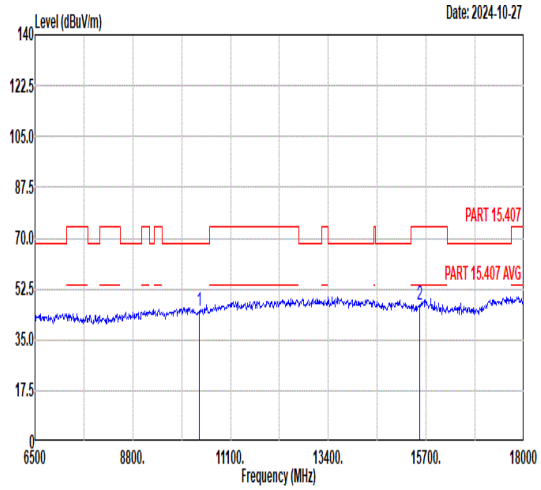 Freq Level Limit Line Margin Read Level Ant Factor Cable Loss Preamp Factor APos TPos Remark MHz dBuV/m dBuV/m dB dBuV dB/m dB dB cm deg 1 10360.00 44.83 68.30 -23.47 61.36 37.33 10.73 64.59 -- -- Peak 2 15540.00 46.97 74.00 -27.03 58.70 38.93 12.72 63.38 -- -- Peak	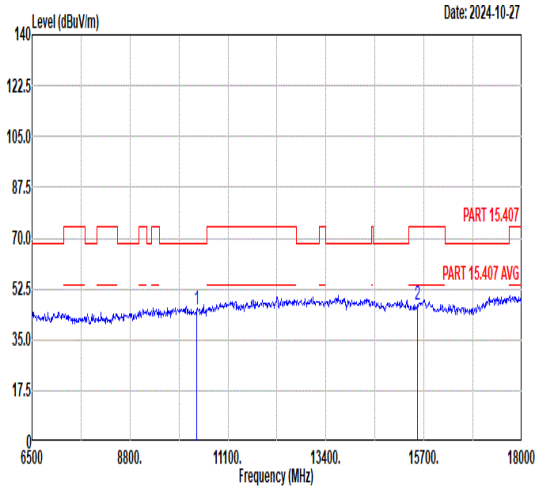 Freq Level Limit Line Margin Read Level Ant Factor Cable Loss Preamp Factor APos TPos Remark MHz dBuV/m dBuV/m dB dBuV dB/m dB dB cm deg 1 10360.00 45.67 68.30 -22.63 62.20 37.33 10.73 64.59 -- -- Peak 2 15540.00 47.06 74.00 -26.94 58.79 38.93 12.72 63.38 -- -- Peak

Mode	2	
	Harmonic	
	U-NII-1_5.15-5.25_802.11a_CH44_5220MHz	
ANT	CDD 5+6	
Pol.	Horizontal	Vertical
Peak Avg	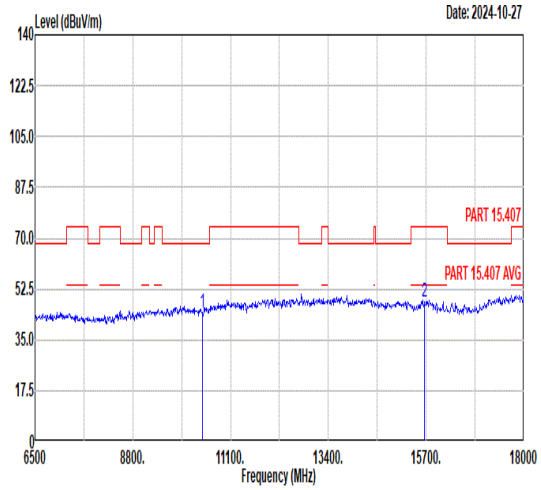 Freq Level Limit Line Margin Read Level Ant Factor Cable Loss Preamp Factor APos TPos Remark MHz dBuV/m dBuV/m dB dBuV dB/m dB dB cm deg 1 10440.00 44.61 68.30 -23.69 61.15 37.43 10.79 64.76 -- -- Peak 2 15660.00 48.02 74.00 -25.98 59.89 39.03 12.72 63.62 -- -- Peak	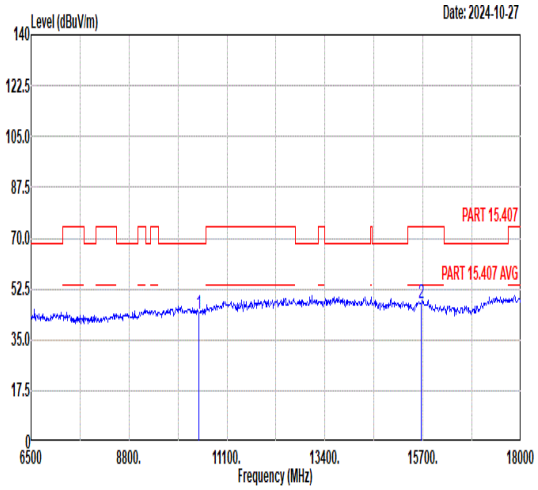 Freq Level Limit Line Margin Read Level Ant Factor Cable Loss Preamp Factor APos TPos Remark MHz dBuV/m dBuV/m dB dBuV dB/m dB dB cm deg 1 10440.00 44.08 68.30 -24.22 60.62 37.43 10.79 64.76 -- -- Peak 2 15660.00 47.41 74.00 -26.59 59.28 39.03 12.72 63.62 -- -- Peak

Mode	3	
	Harmonic	
	U-NII-1_5.15-5.25_802.11a_CH48_5240MHz	
ANT	CDD 5+6	
Pol.	Horizontal	Vertical
Peak Avg	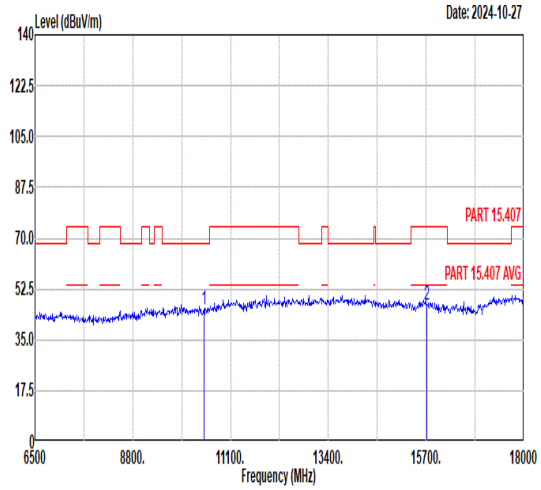 Freq Level Limit Line Margin Read Level Ant Factor Cable Loss Preamp Factor APos TPos Remark MHz dBuV/m dBuV/m dB dBuV dB/m dB dB cm deg 1 10480.00 45.36 68.30 -22.94 61.92 37.47 10.82 64.85 -- -- Peak 2 15720.00 47.20 74.00 -26.80 59.15 39.08 12.71 63.74 -- -- Peak	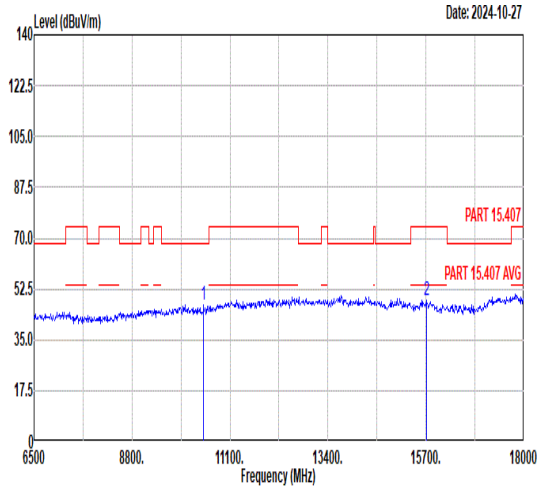 Freq Level Limit Line Margin Read Level Ant Factor Cable Loss Preamp Factor APos TPos Remark MHz dBuV/m dBuV/m dB dBuV dB/m dB dB cm deg 1 10480.00 46.79 68.30 -21.51 63.35 37.47 10.82 64.85 -- -- Peak 2 15720.00 48.42 74.00 -25.58 60.37 39.08 12.71 63.74 -- -- Peak

Mode	4	
	Harmonic	
	U-NII-2A_5.25-5.35_802.11a_CH52_5260MHz	
ANT	CDD 5+6	
Pol.	Horizontal	Vertical
Peak Avg	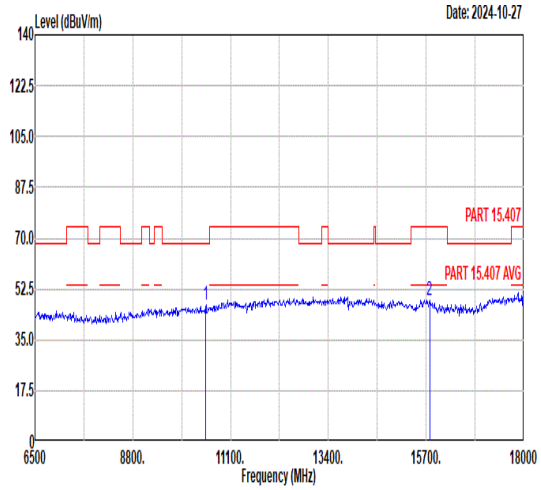 Freq Level Limit Line Margin Read Level Ant Factor Cable Loss Preamp Factor APos TPos Remark MHz dBuV/m dBuV/m dB dBuV dB/m dB dB cm deg 1 10520.00 47.24 68.30 -21.06 63.73 37.50 10.85 64.84 -- -- Peak 2 15780.00 48.48 74.00 -25.52 60.51 39.13 12.71 63.87 -- -- Peak	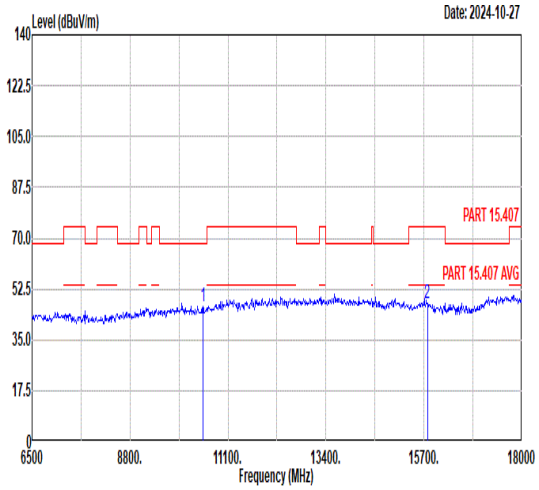 Freq Level Limit Line Margin Read Level Ant Factor Cable Loss Preamp Factor APos TPos Remark MHz dBuV/m dBuV/m dB dBuV dB/m dB dB cm deg 1 10520.00 46.32 68.30 -21.98 62.81 37.50 10.85 64.84 -- -- Peak 2 15780.00 47.70 74.00 -26.30 59.73 39.13 12.71 63.87 -- -- Peak

Mode	5	
	Harmonic	
	U-NII-2A_5.25-5.35_802.11a_CH60_5300MHz	
ANT	CDD 5+6	
Pol.	Horizontal	Vertical
Peak Avg	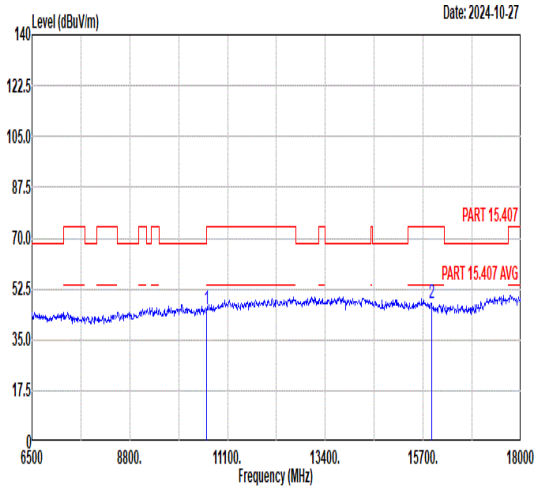 Freq Level Limit Line Margin Read Level Ant Factor Cable Loss Preamp Factor APos TPos Remark MHz dBuV/m dBuV/m dB dBuV dB/m dB dB cm deg 1 10600.00 45.57 74.00 -28.43 61.71 37.52 10.91 64.57 -- -- Peak 2 15900.00 47.78 74.00 -26.22 59.96 39.22 12.71 64.11 -- -- Peak	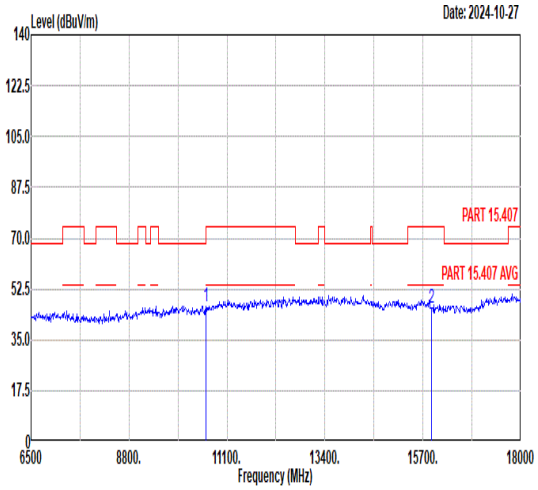 Freq Level Limit Line Margin Read Level Ant Factor Cable Loss Preamp Factor APos TPos Remark MHz dBuV/m dBuV/m dB dBuV dB/m dB dB cm deg 1 10600.00 46.49 74.00 -27.51 62.63 37.52 10.91 64.57 -- -- Peak 2 15900.00 45.92 74.00 -28.08 58.10 39.22 12.71 64.11 -- -- Peak

Mode	6	
	Band Edge	
	U-NII-2A_5.25-5.35_802.11a_CH64_5320MHz	
ANT	CDD 5+6	
Pol.	Horizontal	Fundamental
Peak	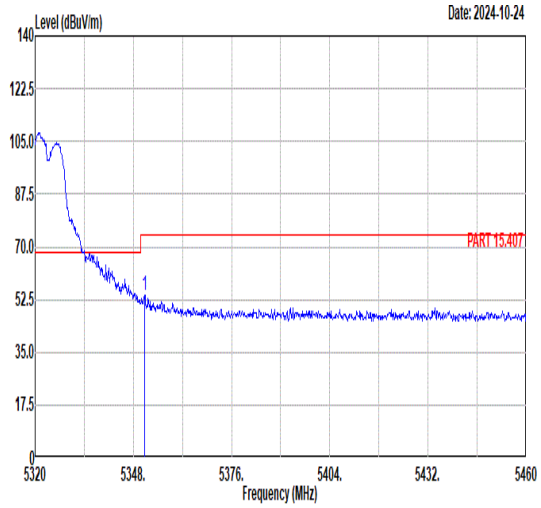 Freq Level Limit Line Margin Read Level Ant Factor Cable Loss Preamp Factor APos TPos Remark MHz dBuV/m dBuV/m dB dBuV dB/m dB dB cm deg 1 5351.22 53.99 74.00 -20.01 43.44 34.78 8.33 32.56 300 51 PEAK	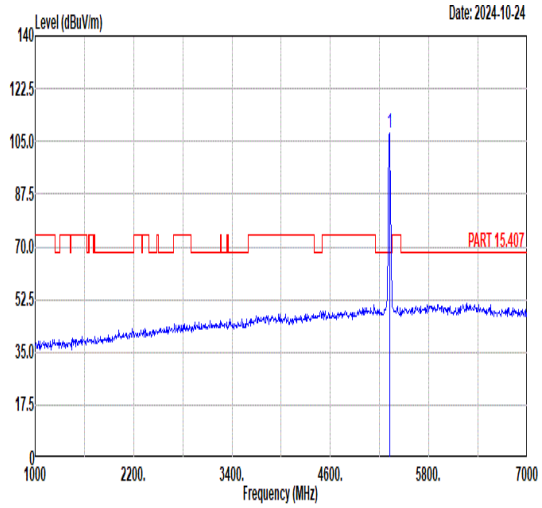 Freq Level Limit Line Margin Read Level Ant Factor Cable Loss Preamp Factor APos TPos Remark MHz dBuV/m dBuV/m dB dBuV dB/m dB dB cm deg 1 5320.00 107.78 ------ ------ 97.35 34.75 8.25 32.57 300 51 PEAK
Avg	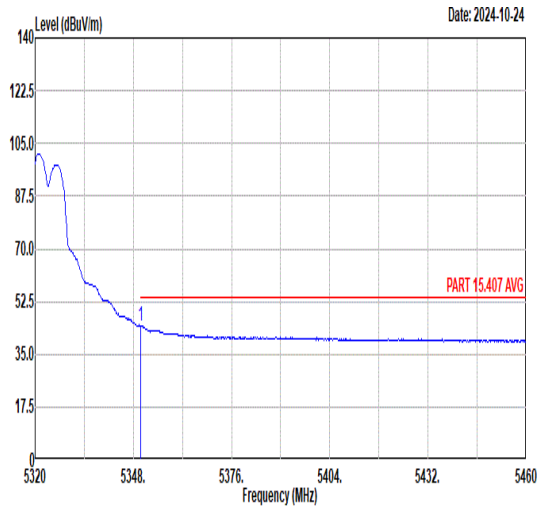 Freq Level Limit Line Margin Read Level Ant Factor Cable Loss Preamp Factor APos TPos Remark MHz dBuV/m dBuV/m dB dBuV dB/m dB dB cm deg 1 5350.10 44.54 54.00 -9.46 33.99 34.78 8.33 32.56 300 51 AVERAGE	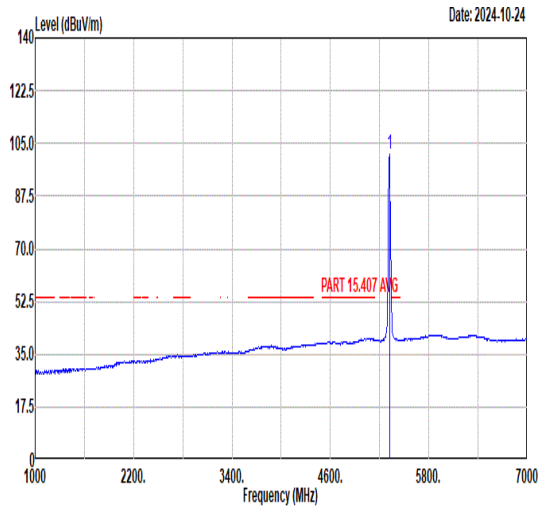 Freq Level Limit Line Margin Read Level Ant Factor Cable Loss Preamp Factor APos TPos Remark MHz dBuV/m dBuV/m dB dBuV dB/m dB dB cm deg 1 5320.00 101.44 ------ ------ 91.01 34.75 8.25 32.57 300 51 AVERAGE

Mode	6	
	Band Edge	
	U-NII-2A_5.25-5.35_802.11a_CH64_5320MHz	
ANT	CDD 5+6	
Pol.	Vertical	Fundamental
Peak	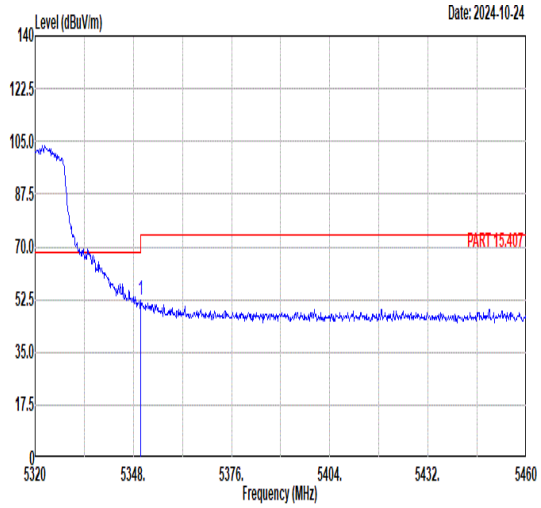 Freq Level Limit Line Margin Read Level Ant Factor Cable Loss Preamp Factor APos TPos Remark MHz dBuV/m dBuV/m dB dBuV dB/m dB dB cm deg 1 5350.10 52.50 74.00 -21.50 41.95 34.78 8.33 32.56 385 0 PEAK	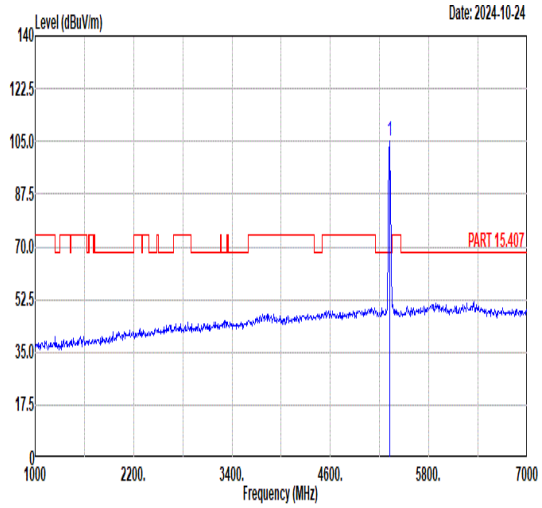 Freq Level Limit Line Margin Read Level Ant Factor Cable Loss Preamp Factor APos TPos Remark MHz dBuV/m dBuV/m dB dBuV dB/m dB dB cm deg 1 5320.00 104.90 ------ ------ 94.47 34.75 8.25 32.57 385 0 PEAK
Avg	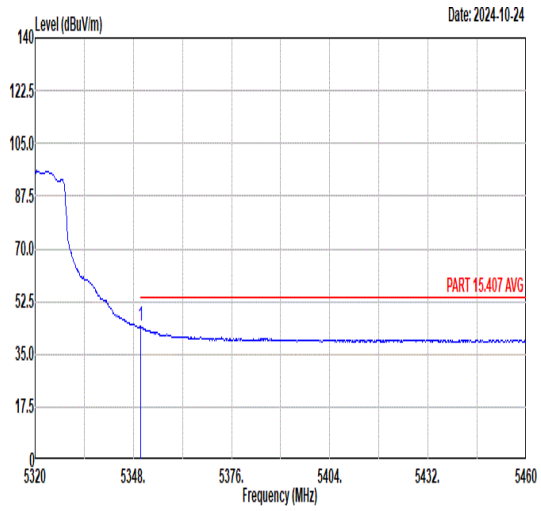 Freq Level Limit Line Margin Read Level Ant Factor Cable Loss Preamp Factor APos TPos Remark MHz dBuV/m dBuV/m dB dBuV dB/m dB dB cm deg 1 5350.10 44.19 54.00 -9.81 33.64 34.78 8.33 32.56 385 0 AVERAGE	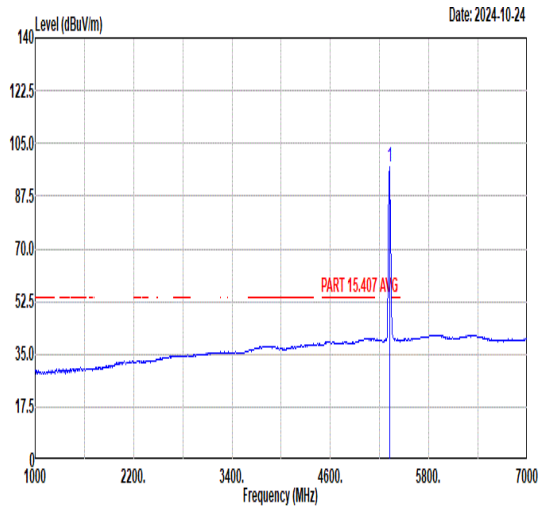 Freq Level Limit Line Margin Read Level Ant Factor Cable Loss Preamp Factor APos TPos Remark MHz dBuV/m dBuV/m dB dBuV dB/m dB dB cm deg 1 5320.00 97.28 ------ ------ 86.85 34.75 8.25 32.57 385 0 AVERAGE

Mode	6	
	Harmonic	
	U-NII-2A_5.25-5.35_802.11a_CH64_5320MHz	
ANT	CDD 5+6	
Pol.	Horizontal	Vertical
Peak Avg	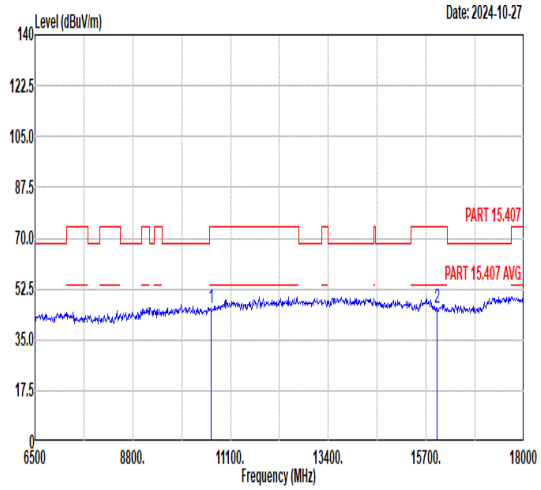 Freq Level Limit Line Margin Read Level Ant Factor Cable Loss Preamp Factor APos TPos Remark MHz dBuV/m dBuV/m dB dBuV dB/m dB dB cm deg 1 10640.00 46.05 74.00 -27.95 62.01 37.53 10.94 64.43 -- -- Peak 2 15960.00 46.20 74.00 -27.80 58.46 39.27 12.70 64.23 -- -- Peak	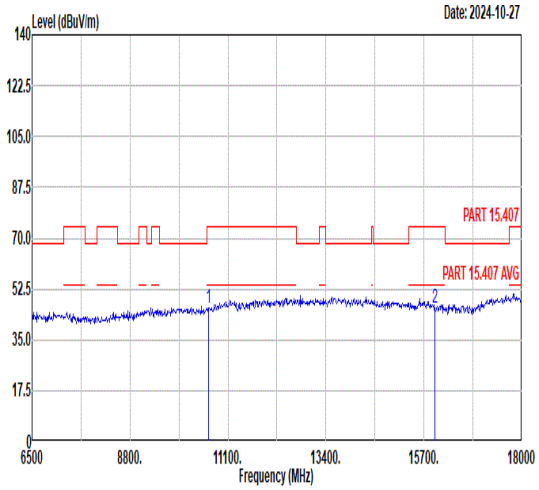 Freq Level Limit Line Margin Read Level Ant Factor Cable Loss Preamp Factor APos TPos Remark MHz dBuV/m dBuV/m dB dBuV dB/m dB dB cm deg 1 10640.00 45.89 74.00 -28.11 61.85 37.53 10.94 64.43 -- -- Peak 2 15960.00 46.06 74.00 -27.94 58.32 39.27 12.70 64.23 -- -- Peak

Mode	7	
	Band Edge	
	U-NII-2C_5.47-5.725_802.11a_CH100_5500MHz	
ANT	CDD 5+6	
Pol.	Horizontal	Fundamental
Peak	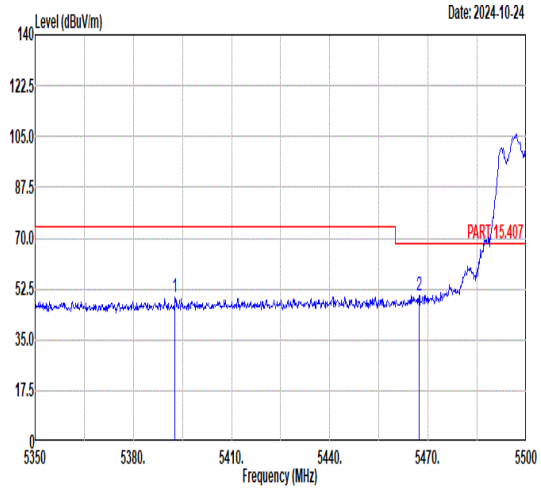 Freq Level Limit Line Margin Read Level Ant Factor Cable Loss Preamp Factor APos TPos Remark MHz dBuV/m dBuV/m dB dBuV dB/m dB dB cm deg 1 5392.75 49.82 74.00 -24.18 39.11 34.81 8.44 32.54 300 51 PEAK 2 5467.30 50.16 68.30 -18.14 39.40 34.87 8.40 32.51 300 51 PEAK	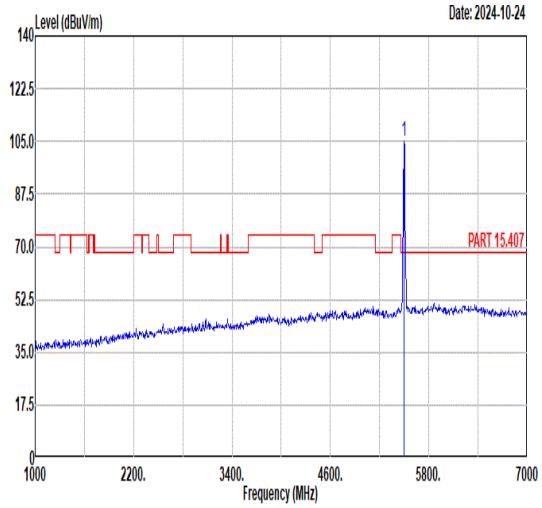 Freq Level Limit Line Margin Read Level Ant Factor Cable Loss Preamp Factor APos TPos Remark MHz dBuV/m dBuV/m dB dBuV dB/m dB dB cm deg 1 5500.00 105.22 ------ ------ 94.46 34.90 8.36 32.50 300 51 PEAK
Avg	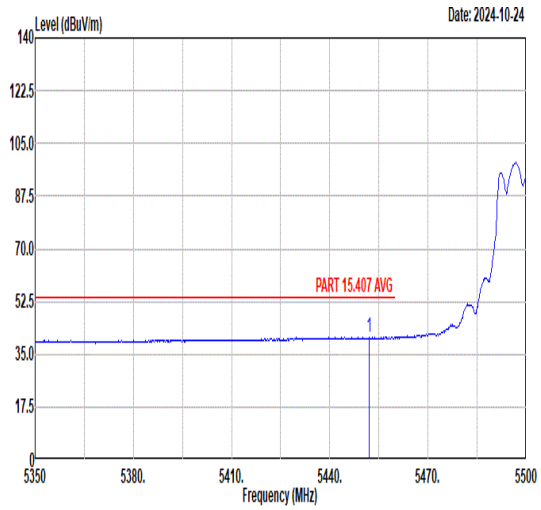 Freq Level Limit Line Margin Read Level Ant Factor Cable Loss Preamp Factor APos TPos Remark MHz dBuV/m dBuV/m dB dBuV dB/m dB dB cm deg 1 5452.00 40.68 54.00 -13.32 29.91 34.86 8.42 32.51 300 51 AVERAGE	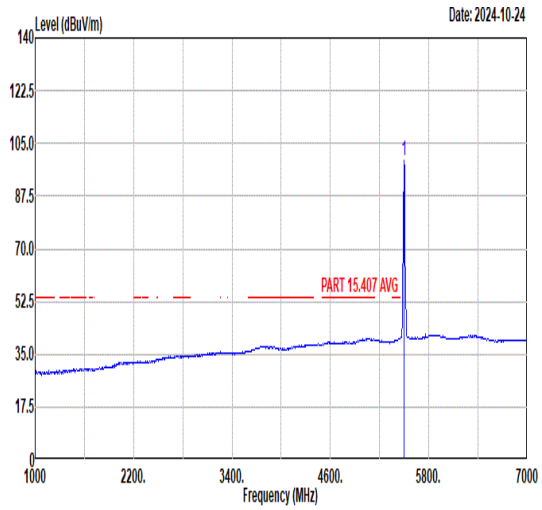 Freq Level Limit Line Margin Read Level Ant Factor Cable Loss Preamp Factor APos TPos Remark MHz dBuV/m dBuV/m dB dBuV dB/m dB dB cm deg 1 5500.00 99.45 ------ ------ 88.69 34.90 8.36 32.50 300 51 AVERAGE

Mode	7	
	Band Edge	
	U-NII-2C_5.47-5.725_802.11a_CH100_5500MHz	
ANT	CDD 5+6	
Pol.	Vertical	Fundamental
Peak	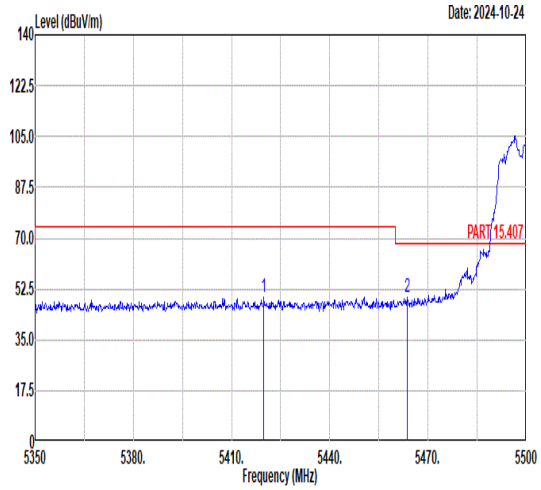 Freq Level Limit Line Margin Read Level Ant Factor Cable Loss Preamp Factor APos TPos Remark MHz dBuV/m dBuV/m dB dBuV dB/m dB dB cm deg 1 5419.90 49.55 74.00 -24.45 38.79 34.83 8.46 32.53 400 268 PEAK 2 5463.70 49.49 68.30 -18.81 38.73 34.87 8.40 32.51 400 268 PEAK	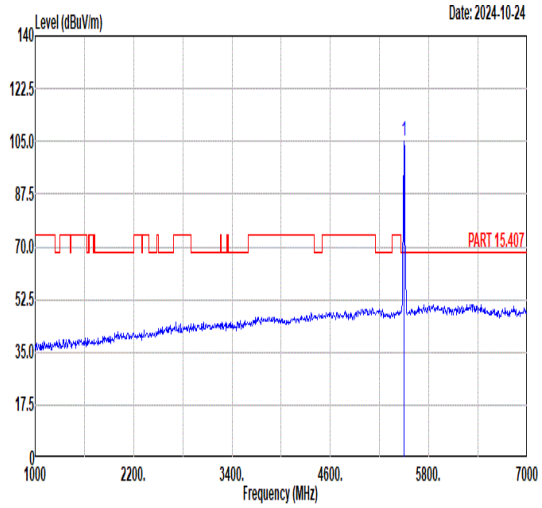 Freq Level Limit Line Margin Read Level Ant Factor Cable Loss Preamp Factor APos TPos Remark MHz dBuV/m dBuV/m dB dBuV dB/m dB dB cm deg 1 5500.00 105.27 ------ ------ 94.51 34.90 8.36 32.50 400 268 PEAK
Avg	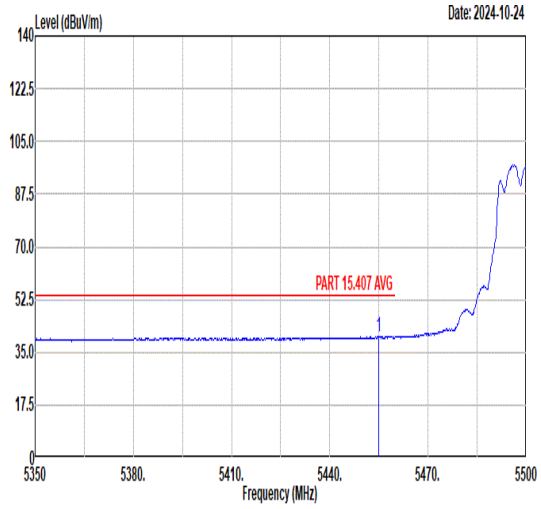 Freq Level Limit Line Margin Read Level Ant Factor Cable Loss Preamp Factor APos TPos Remark MHz dBuV/m dBuV/m dB dBuV dB/m dB dB cm deg 1 5454.85 40.24 54.00 -13.76 29.47 34.86 8.42 32.51 400 268 AVERAGE	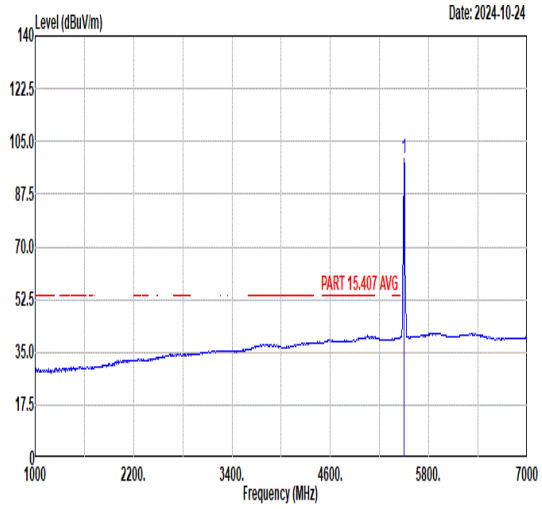 Freq Level Limit Line Margin Read Level Ant Factor Cable Loss Preamp Factor APos TPos Remark MHz dBuV/m dBuV/m dB dBuV dB/m dB dB cm deg 1 5500.00 99.48 ------ ------ 88.72 34.90 8.36 32.50 400 268 AVERAGE

Mode	7	
	Harmonic	
	U-NII-2C_5.47-5.725_802.11a_CH100_5500MHz	
ANT	CDD 5+6	
Pol.	Horizontal	Vertical
Peak Avg	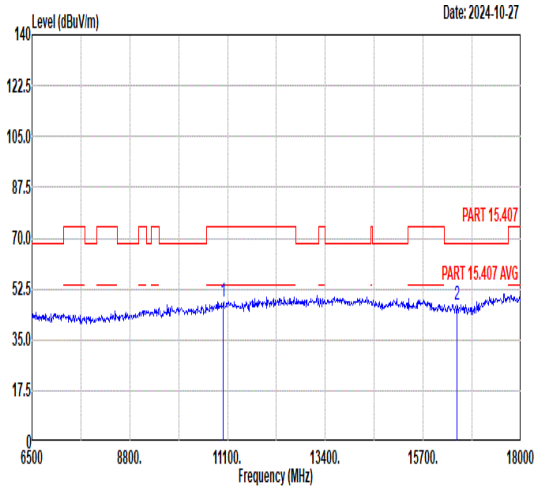 Freq Level Limit Line Margin Read Level Ant Factor Cable Loss Preamp Factor APos TPos Remark MHz dBuV/m dBuV/m dB dBuV dB/m dB dB cm deg 1 11000.00 47.97 74.00 -26.03 62.36 37.60 11.21 63.20 -- -- Peak 2 16500.00 46.91 68.30 -21.39 59.59 39.50 12.91 65.09 -- -- Peak	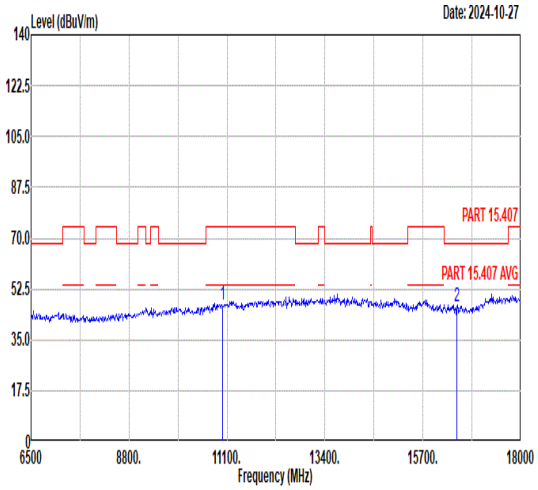 Freq Level Limit Line Margin Read Level Ant Factor Cable Loss Preamp Factor APos TPos Remark MHz dBuV/m dBuV/m dB dBuV dB/m dB dB cm deg 1 11000.00 47.24 74.00 -26.76 61.63 37.60 11.21 63.20 -- -- Peak 2 16500.00 46.28 68.30 -22.02 58.96 39.50 12.91 65.09 -- -- Peak

Mode	8	
	Harmonic	
	U-NII-2C_5.47-5.725_802.11a_CH116_5580MHz	
ANT	CDD 5+6	
Pol.	Horizontal	Vertical
Peak Avg	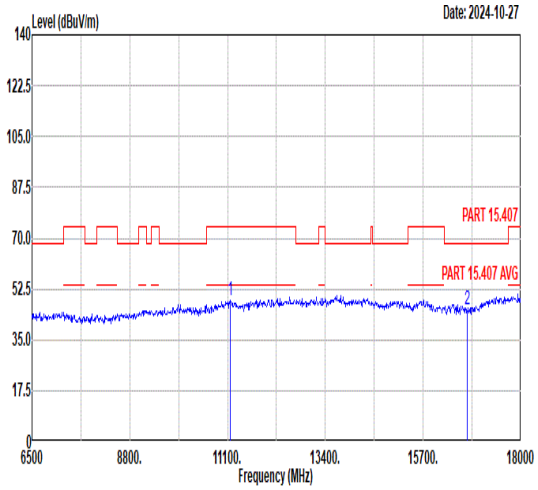 Freq Level Limit Line Margin Read Level Ant Factor Cable Loss Preamp Factor APos TPos Remark MHz dBuV/m dBuV/m dB dBuV dB/m dB dB cm deg 1 11160.00 48.60 74.00 -25.40 62.75 37.66 11.29 63.10 -- -- Peak 2 16740.00 45.25 68.30 -23.05 57.65 39.69 13.01 65.10 -- -- Peak	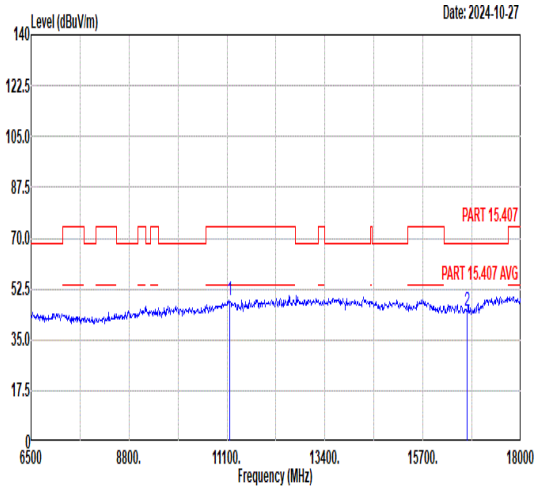 Freq Level Limit Line Margin Read Level Ant Factor Cable Loss Preamp Factor APos TPos Remark MHz dBuV/m dBuV/m dB dBuV dB/m dB dB cm deg 1 11160.00 48.36 74.00 -25.64 62.51 37.66 11.29 63.10 -- -- Peak 2 16740.00 44.91 68.30 -23.39 57.31 39.69 13.01 65.10 -- -- Peak

Mode	9	
	Band Edge	
	U-NII-2C_5.47-5.725_802.11a_CH140_5700MHz	
ANT	CDD 5+6	
Pol.	Horizontal	Fundamental
Peak	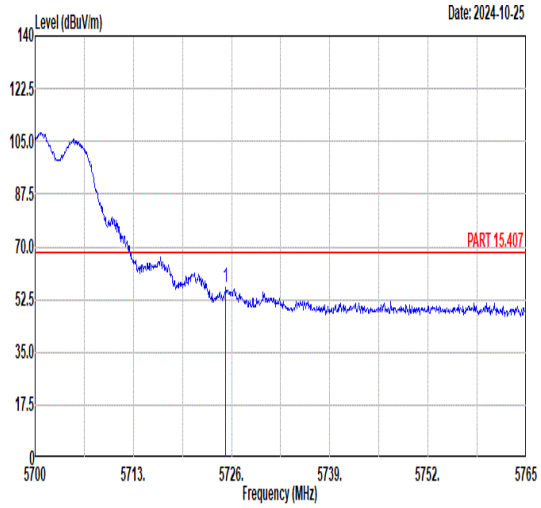 Freq Level Limit Line Margin Read Level Ant Factor Cable Loss Preamp Factor APos TPos Remark MHz dBuV/m dBuV/m dB dBuV dB/m dB dB cm deg 1 5725.22 56.77 68.30 -11.53 45.57 35.03 8.67 32.50 101 46 PEAK	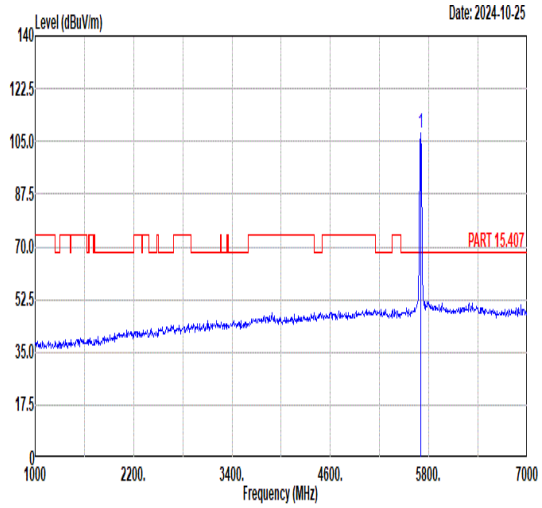 Freq Level Limit Line Margin Read Level Ant Factor Cable Loss Preamp Factor APos TPos Remark MHz dBuV/m dBuV/m dB dBuV dB/m dB dB cm deg 1 5700.00 107.73 ------ ------ 96.61 35.02 8.60 32.50 101 46 PEAK
Avg	Blank	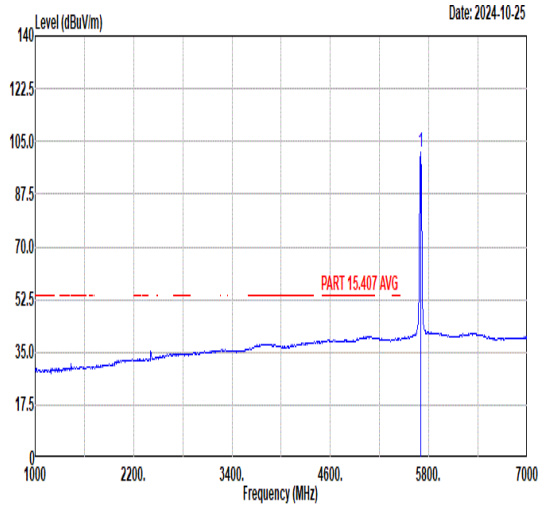 Freq Level Limit Line Margin Read Level Ant Factor Cable Loss Preamp Factor APos TPos Remark MHz dBuV/m dBuV/m dB dBuV dB/m dB dB cm deg 1 5700.00 101.66 ------ ------ 90.57 35.02 8.57 32.50 101 46 AVERAGE

Mode	9	
	Band Edge	
	U-NII-2C_5.47-5.725_802.11a_CH140_5700MHz	
ANT	CDD 5+6	
Pol.	Vertical	Fundamental
Peak	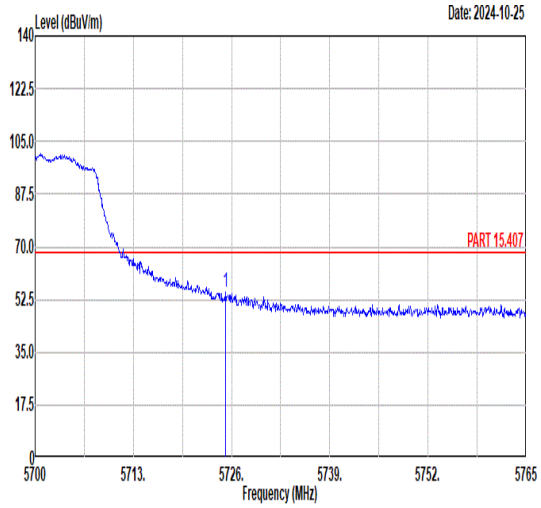 Freq Level Limit Line Margin Read Level Ant Factor Cable Loss Preamp Factor APos TPos Remark MHz dBuV/m dBuV/m dB dBuV dB/m dB dB cm deg 1 5725.16 54.89 68.30 -13.41 43.69 35.03 8.67 32.50 294 83 PEAK	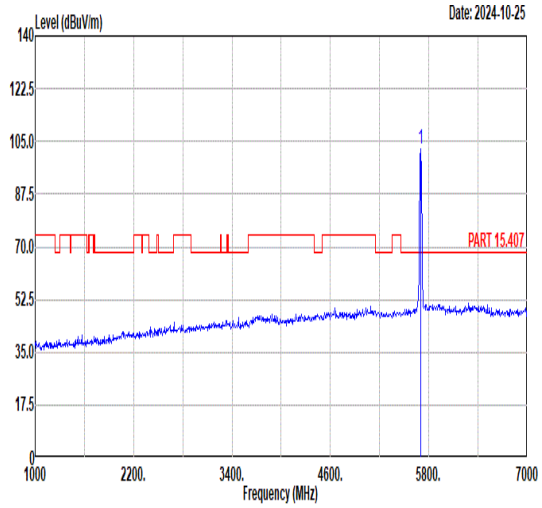 Freq Level Limit Line Margin Read Level Ant Factor Cable Loss Preamp Factor APos TPos Remark MHz dBuV/m dBuV/m dB dBuV dB/m dB dB cm deg 1 5700.00 102.54 ------ ------ 91.45 35.02 8.57 32.50 294 83 PEAK
Avg	Blank	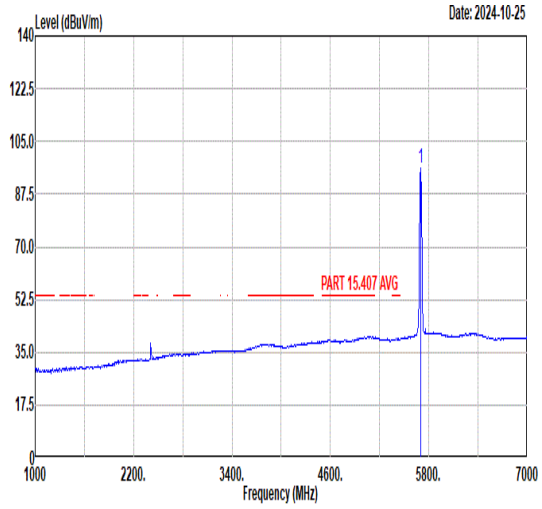 Freq Level Limit Line Margin Read Level Ant Factor Cable Loss Preamp Factor APos TPos Remark MHz dBuV/m dBuV/m dB dBuV dB/m dB dB cm deg 1 5700.00 96.00 ------ ------ 84.91 35.02 8.57 32.50 294 83 AVERAGE

Mode	9	
	Harmonic	
	U-NII-2C_5.47-5.725_802.11a_CH140_5700MHz	
ANT	CDD 5+6	
Pol.	Horizontal	Vertical
Peak Avg	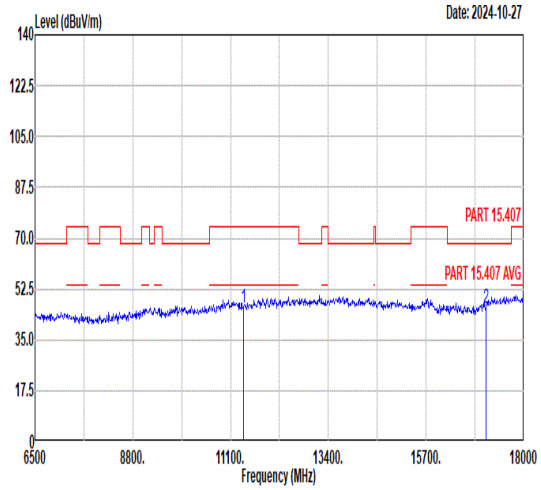 Freq Level Limit Line Margin Read Level Ant Factor Cable Loss Preamp Factor APos TPos Remark MHz dBuV/m dBuV/m dB dBuV dB/m dB dB cm deg 1 11400.00 46.22 74.00 -27.78 60.01 37.76 11.41 62.96 -- -- Peak 2 17100.00 46.17 68.30 -22.13 58.15 40.06 13.14 65.18 -- -- Peak	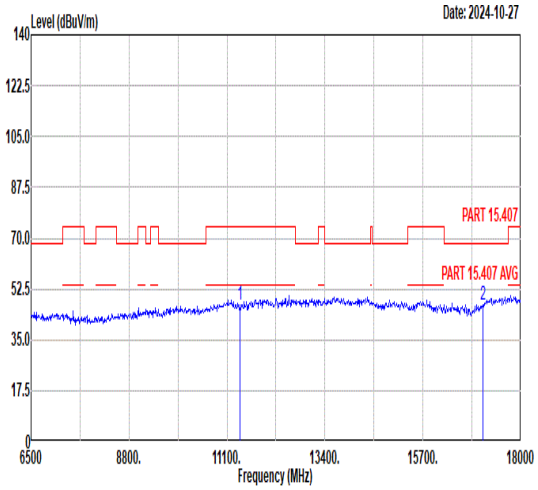 Freq Level Limit Line Margin Read Level Ant Factor Cable Loss Preamp Factor APos TPos Remark MHz dBuV/m dBuV/m dB dBuV dB/m dB dB cm deg 1 11400.00 47.22 74.00 -26.78 61.01 37.76 11.41 62.96 -- -- Peak 2 17100.00 47.28 68.30 -21.02 59.26 40.06 13.14 65.18 -- -- Peak

Mode	10	
	Band Edge	
	U-NII-1_5.15-5.25_802.11ax HE20_CH36_Full RU_5180MHz	
ANT	CDD 5+6	
Pol.	Horizontal	Fundamental
Peak	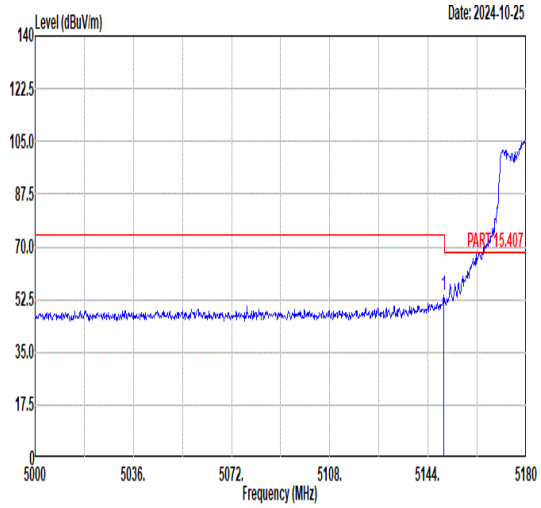 Freq Level Limit Line Margin Read Level Ant Factor Cable Loss Preamp Factor APos TPos Remark MHz dBuV/m dBuV/m dB dBuV dB/m dB dB cm deg 1 5149.76 53.76 74.00 -20.24 43.86 34.62 7.92 32.64 136 136 PEAK	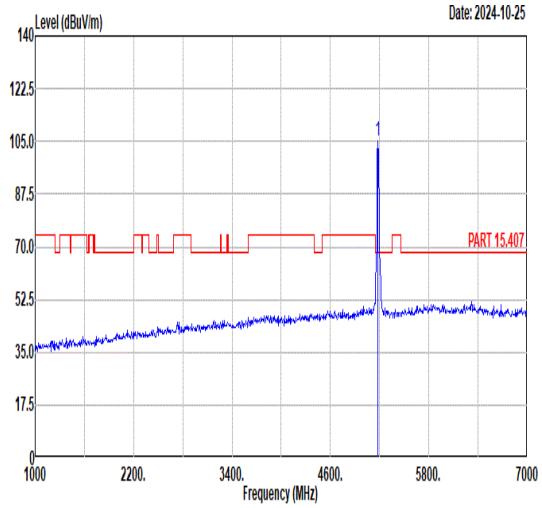 Freq Level Limit Line Margin Read Level Ant Factor Cable Loss Preamp Factor APos TPos Remark MHz dBuV/m dBuV/m dB dBuV dB/m dB dB cm deg 1 5180.00 105.33 ------ ------ 95.37 34.65 7.94 32.63 136 136 PEAK
Avg	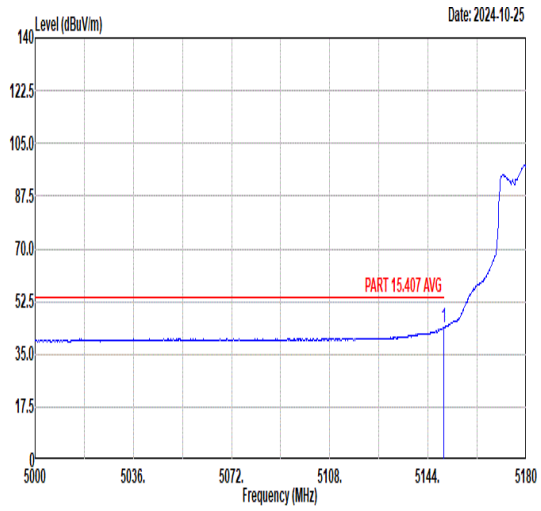 Freq Level Limit Line Margin Read Level Ant Factor Cable Loss Preamp Factor APos TPos Remark MHz dBuV/m dBuV/m dB dBuV dB/m dB dB cm deg 1 5149.76 44.04 54.00 -9.96 34.14 34.62 7.92 32.64 136 136 AVERAGE	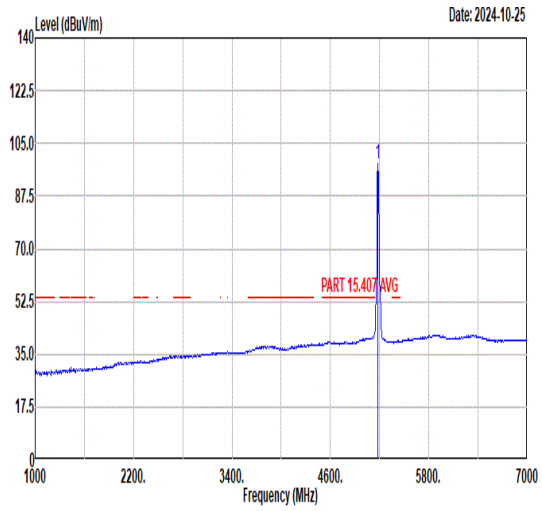 Freq Level Limit Line Margin Read Level Ant Factor Cable Loss Preamp Factor APos TPos Remark MHz dBuV/m dBuV/m dB dBuV dB/m dB dB cm deg 1 5180.00 98.44 ------ ------ 88.48 34.65 7.94 32.63 136 136 AVERAGE

Mode	10	
	Band Edge	
	U-NII-1_5.15-5.25_802.11ax HE20_CH36_Full RU_5180MHz	
ANT	CDD 5+6	
Pol.	Vertical	Fundamental
Peak	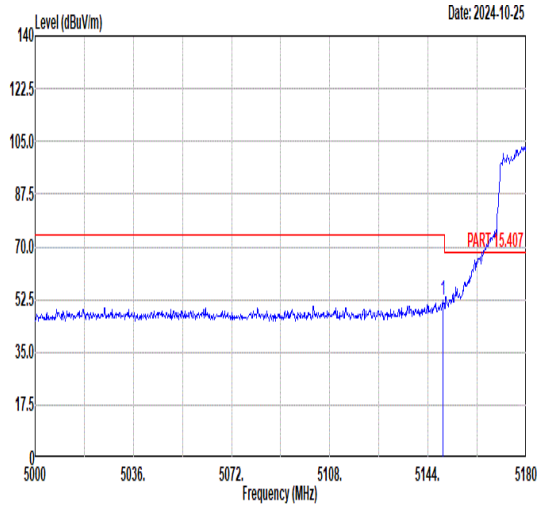 Freq Level Limit Line Margin Read Level Ant Factor Cable Loss Preamp Factor APos TPos Remark MHz dBuV/m dBuV/m dB dBuV dB/m dB dB cm deg 1 5149.40 52.21 74.00 -21.79 42.31 34.62 7.92 32.64 195 101 PEAK	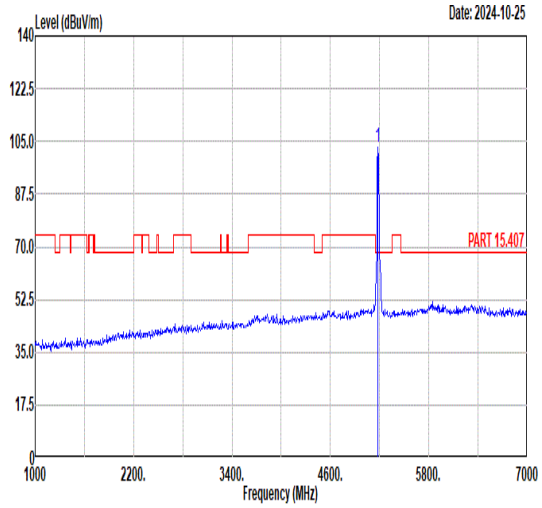 Freq Level Limit Line Margin Read Level Ant Factor Cable Loss Preamp Factor APos TPos Remark MHz dBuV/m dBuV/m dB dBuV dB/m dB dB cm deg 1 5180.00 102.91 ------ ------ 92.95 34.65 7.94 32.63 195 101 PEAK
Avg	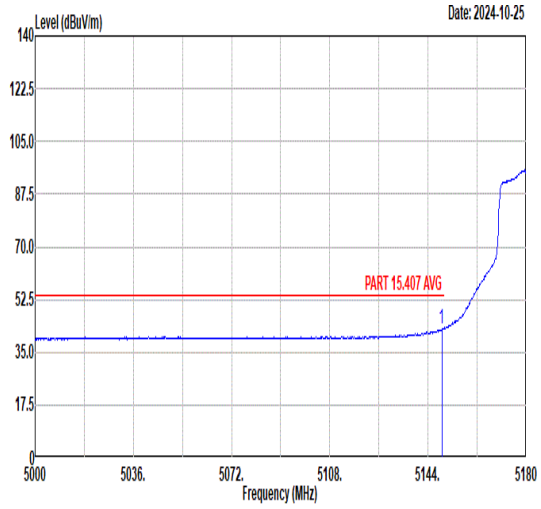 Freq Level Limit Line Margin Read Level Ant Factor Cable Loss Preamp Factor APos TPos Remark MHz dBuV/m dBuV/m dB dBuV dB/m dB dB cm deg 1 5149.04 42.81 54.00 -11.19 32.91 34.62 7.92 32.64 195 101 AVERAGE	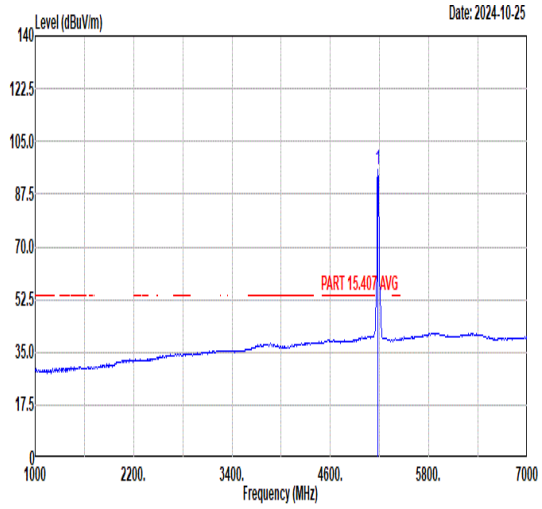 Freq Level Limit Line Margin Read Level Ant Factor Cable Loss Preamp Factor APos TPos Remark MHz dBuV/m dBuV/m dB dBuV dB/m dB dB cm deg 1 5180.00 95.62 ------ ------ 85.66 34.65 7.94 32.63 195 101 AVERAGE

Mode	10	
	Harmonic	
	U-NII-1_5.15-5.25_802.11ax HE20_CH36_Full RU_5180MHz	
ANT	CDD 5+6	
Pol.	Horizontal	Vertical
Peak Avg	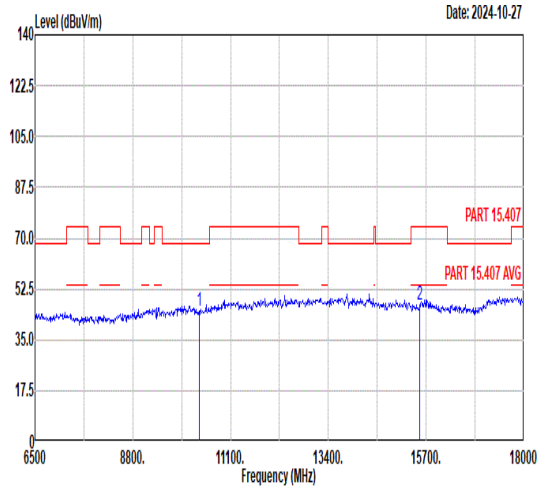 Freq Level Limit Line Margin Read Level Ant Factor Cable Loss Preamp Factor APos TPos Remark MHz dBuV/m dBuV/m dB dBuV dB/m dB dB cm deg 1 10360.00 45.01 68.30 -23.29 61.54 37.33 10.73 64.59 -- -- Peak 2 15540.00 47.15 74.00 -26.85 58.88 38.93 12.72 63.38 -- -- Peak	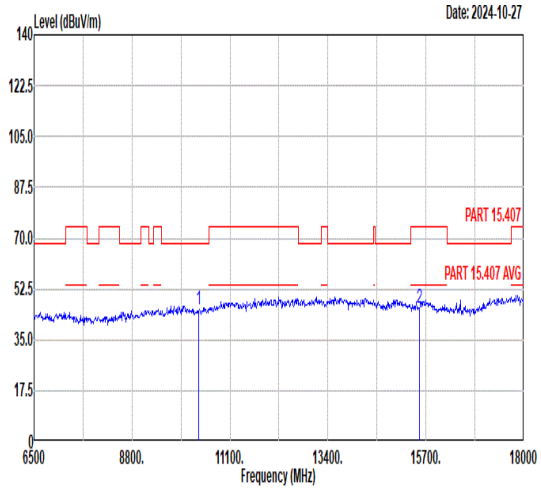 Freq Level Limit Line Margin Read Level Ant Factor Cable Loss Preamp Factor APos TPos Remark MHz dBuV/m dBuV/m dB dBuV dB/m dB dB cm deg 1 10360.00 45.19 68.30 -23.11 61.72 37.33 10.73 64.59 -- -- Peak 2 15540.00 45.73 74.00 -28.27 57.46 38.93 12.72 63.38 -- -- Peak

Mode	11	
	Harmonic	
	U-NII-1_5.15-5.25_802.11ax HE20_CH44_Full RU_5220MHz	
ANT	CDD 5+6	
Pol.	Horizontal	Vertical
Peak Avg	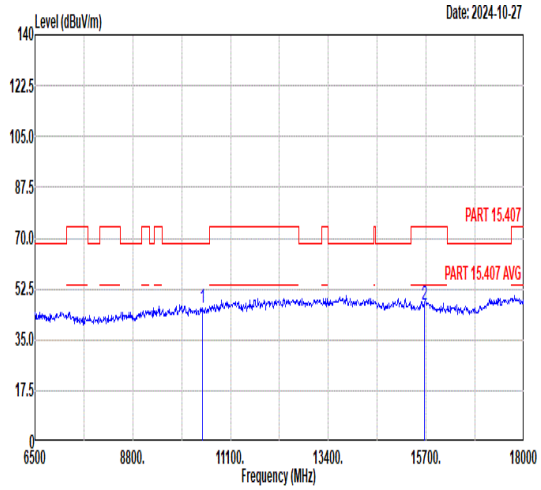 Freq Level Limit Line Margin Read Level Ant Factor Cable Loss Preamp Factor APos TPos Remark MHz dBuV/m dBuV/m dB dBuV dB/m dB dB cm deg 1 10440.00 45.83 68.30 -22.47 62.37 37.43 10.79 64.76 -- -- Peak 2 15660.00 47.11 74.00 -26.89 58.98 39.03 12.72 63.62 -- -- Peak	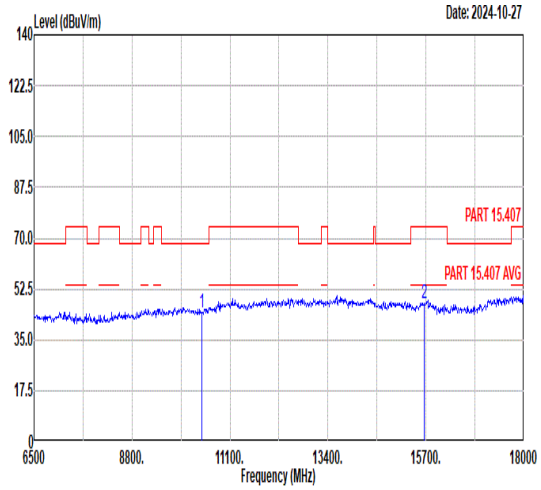 Freq Level Limit Line Margin Read Level Ant Factor Cable Loss Preamp Factor APos TPos Remark MHz dBuV/m dBuV/m dB dBuV dB/m dB dB cm deg 1 10440.00 44.50 68.30 -23.80 61.04 37.43 10.79 64.76 -- -- Peak 2 15660.00 47.32 74.00 -26.68 59.19 39.03 12.72 63.62 -- -- Peak

Mode	12	
	Harmonic	
	U-NII-1_5.15-5.25_802.11ax HE20_CH48_Full RU_5240MHz	
ANT	CDD 5+6	
Pol.	Horizontal	Vertical
Peak Avg	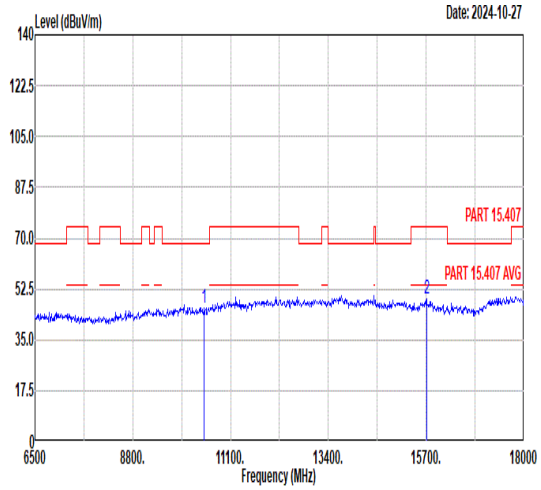 Freq Level Limit Line Margin Read Level Ant Factor Cable Loss Preamp Factor APos TPos Remark MHz dBuV/m dBuV/m dB dBuV dB/m dB dB cm deg 1 10480.00 45.82 68.30 -22.48 62.38 37.47 10.82 64.85 -- -- Peak 2 15720.00 48.87 74.00 -25.13 60.82 39.08 12.71 63.74 -- -- Peak	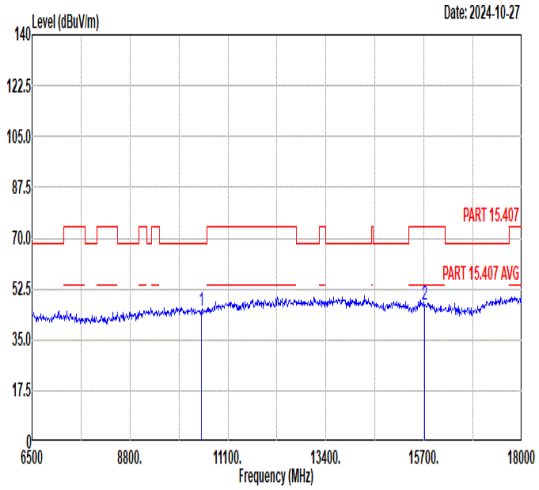 Freq Level Limit Line Margin Read Level Ant Factor Cable Loss Preamp Factor APos TPos Remark MHz dBuV/m dBuV/m dB dBuV dB/m dB dB cm deg 1 10480.00 45.04 68.30 -23.26 61.60 37.47 10.82 64.85 -- -- Peak 2 15720.00 47.23 74.00 -26.77 59.18 39.08 12.71 63.74 -- -- Peak

Mode	13	
	Harmonic	
	U-NII-2A_5.25-5.35_802.11ax HE20_CH52_Full RU_5260MHz	
ANT	CDD 5+6	
Pol.	Horizontal	Vertical
Peak Avg	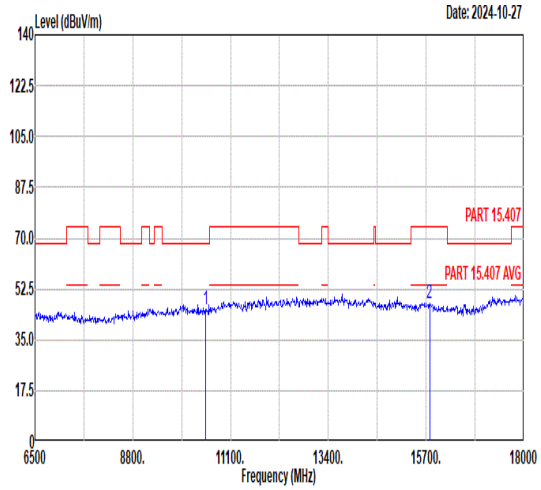 Freq Level Limit Line Margin Read Level Ant Factor Cable Loss Preamp Factor APos TPos Remark MHz dBuV/m dBuV/m dB dBuV dB/m dB dB cm deg 1 10520.00 45.27 68.30 -23.03 61.76 37.50 10.85 64.84 -- -- Peak 2 15780.00 47.74 74.00 -26.26 59.77 39.13 12.71 63.87 -- -- Peak	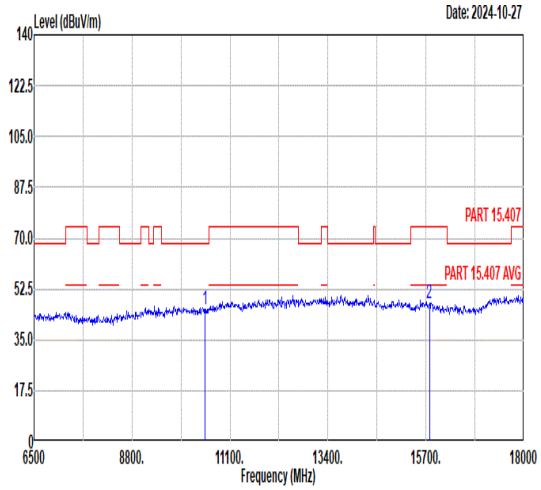 Freq Level Limit Line Margin Read Level Ant Factor Cable Loss Preamp Factor APos TPos Remark MHz dBuV/m dBuV/m dB dBuV dB/m dB dB cm deg 1 10520.00 45.55 68.30 -22.75 62.04 37.50 10.85 64.84 -- -- Peak 2 15780.00 47.74 74.00 -26.26 59.77 39.13 12.71 63.87 -- -- Peak

Mode	14	
	Harmonic	
	U-NII-2A_5.25-5.35_802.11ax HE20_CH60_Full RU_5300MHz	
ANT	CDD 5+6	
Pol.	Horizontal	Vertical
Peak Avg	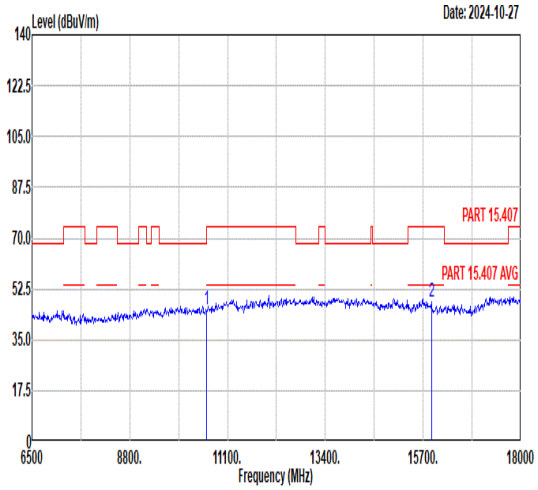 Freq Level Limit Line Margin Read Level Ant Factor Cable Loss Preamp Factor APos TPos Remark MHz dBuV/m dBuV/m dB dBuV dB/m dB dB cm deg 1 10600.00 45.41 74.00 -28.59 61.55 37.52 10.91 64.57 -- -- Peak 2 15900.00 48.16 74.00 -25.84 60.34 39.22 12.71 64.11 -- -- Peak	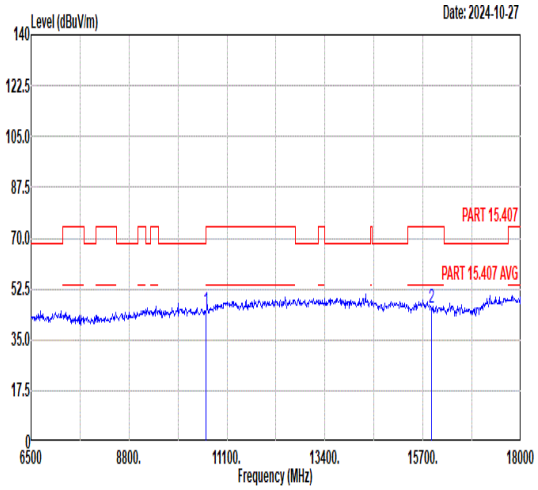 Freq Level Limit Line Margin Read Level Ant Factor Cable Loss Preamp Factor APos TPos Remark MHz dBuV/m dBuV/m dB dBuV dB/m dB dB cm deg 1 10600.00 45.15 74.00 -28.85 61.29 37.52 10.91 64.57 -- -- Peak 2 15900.00 46.10 74.00 -27.90 58.28 39.22 12.71 64.11 -- -- Peak

Mode	15	
	Band Edge	
	U-NII-2A_5.25-5.35_802.11ax HE20_CH64_Full RU_5320MHz	
ANT	CDD 5+6	
Pol.	Horizontal	Fundamental
Peak	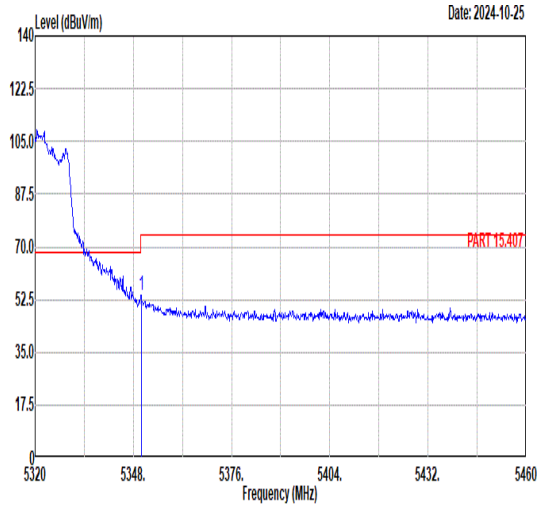 Freq Level Limit Line Margin Read Level Ant Factor Cable Loss Preamp Factor APos TPos Remark MHz dBuV/m dBuV/m dB dBuV dB/m dB dB cm deg 1 5350.24 53.99 74.00 -20.01 43.44 34.78 8.33 32.56 319 360 PEAK	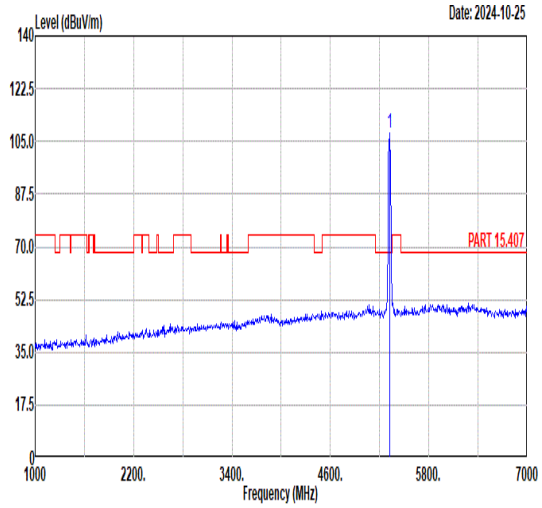 Freq Level Limit Line Margin Read Level Ant Factor Cable Loss Preamp Factor APos TPos Remark MHz dBuV/m dBuV/m dB dBuV dB/m dB dB cm deg 1 5320.00 108.03 ------ ------ 97.60 34.75 8.25 32.57 319 360 PEAK
Avg	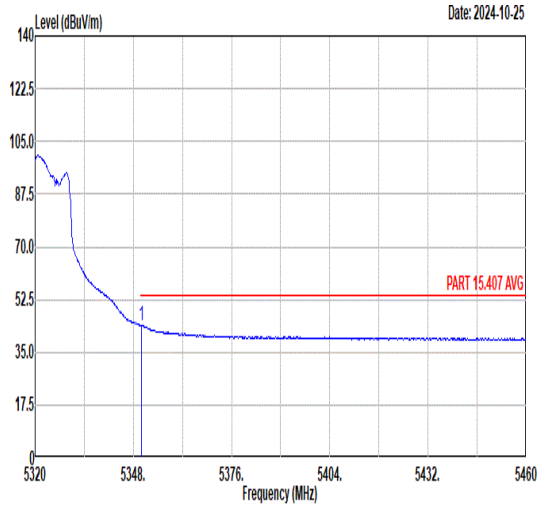 Freq Level Limit Line Margin Read Level Ant Factor Cable Loss Preamp Factor APos TPos Remark MHz dBuV/m dBuV/m dB dBuV dB/m dB dB cm deg 1 5350.38 43.91 54.00 -10.09 33.36 34.78 8.33 32.56 319 360 AVERAGE	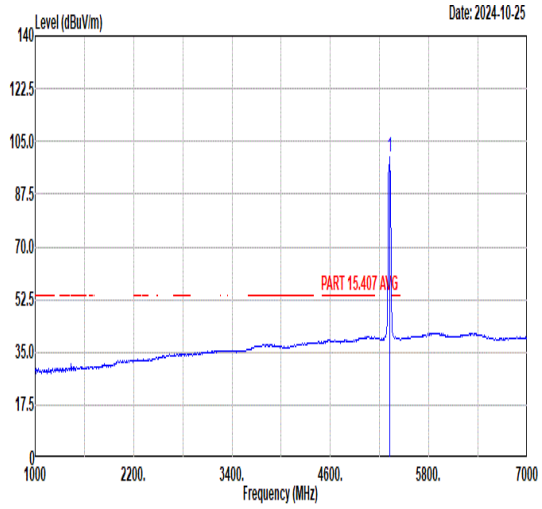 Freq Level Limit Line Margin Read Level Ant Factor Cable Loss Preamp Factor APos TPos Remark MHz dBuV/m dBuV/m dB dBuV dB/m dB dB cm deg 1 5320.00 99.74 ------ ------ 89.31 34.75 8.25 32.57 319 360 AVERAGE

Mode	15	
	Band Edge	
	U-NII-2A_5.25-5.35_802.11ax HE20_CH64_Full RU_5320MHz	
ANT	CDD 5+6	
Pol.	Vertical	Fundamental
Peak	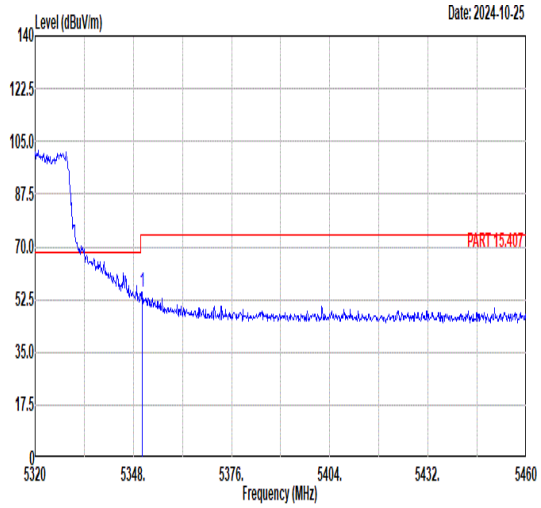 Freq Level Limit Line Margin Read Level Ant Factor Cable Loss Preamp Factor APos TPos Remark MHz dBuV/m dBuV/m dB dBuV dB/m dB dB cm deg 1 5350.52 54.98 74.00 -19.02 44.43 34.78 8.33 32.56 300 360 PEAK	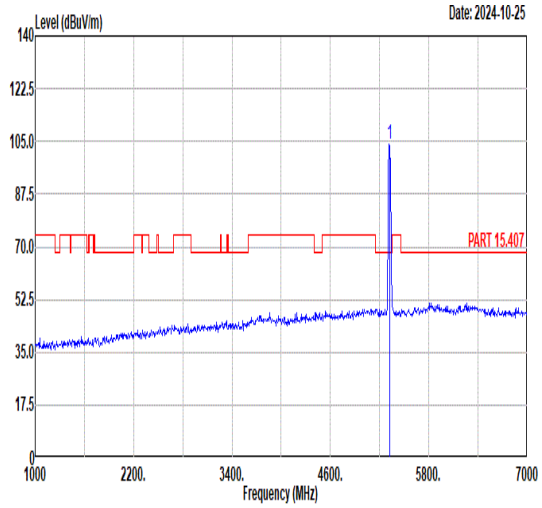 Freq Level Limit Line Margin Read Level Ant Factor Cable Loss Preamp Factor APos TPos Remark MHz dBuV/m dBuV/m dB dBuV dB/m dB dB cm deg 1 5320.00 103.89 ------ ------ 93.48 34.75 8.23 32.57 300 360 PEAK
Avg	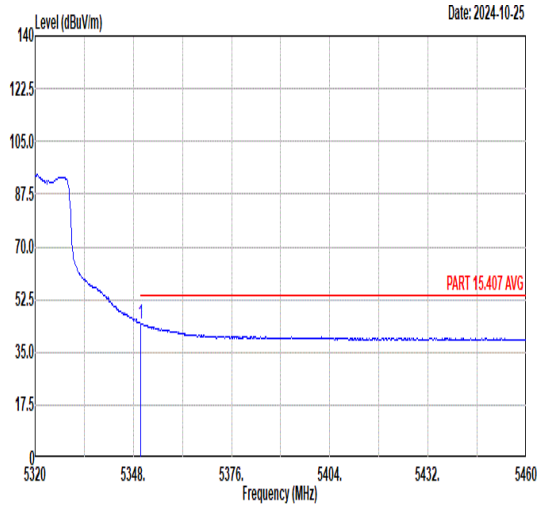 Freq Level Limit Line Margin Read Level Ant Factor Cable Loss Preamp Factor APos TPos Remark MHz dBuV/m dBuV/m dB dBuV dB/m dB dB cm deg 1 5350.10 44.62 54.00 -9.38 34.07 34.78 8.33 32.56 300 360 AVERAGE	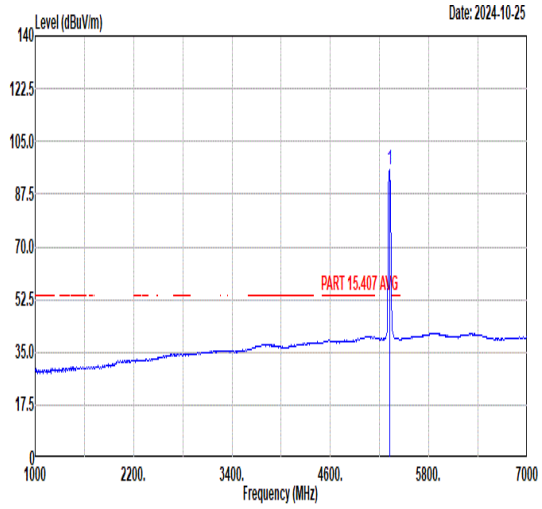 Freq Level Limit Line Margin Read Level Ant Factor Cable Loss Preamp Factor APos TPos Remark MHz dBuV/m dBuV/m dB dBuV dB/m dB dB cm deg 1 5320.00 95.57 ------ ------ 85.14 34.75 8.25 32.57 300 360 AVERAGE

Mode	15	
	Harmonic	
	U-NII-2A_5.25-5.35_802.11ax HE20_CH64_Full RU_5320MHz	
ANT	CDD 5+6	
Pol.	Horizontal	Vertical
Peak Avg	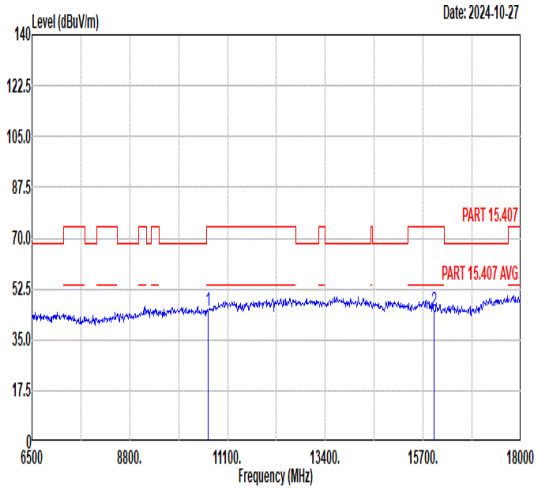 Freq Level Limit Line Margin Read Level Ant Factor Cable Loss Preamp Factor APos TPos Remark MHz dBuV/m dBuV/m dB dBuV dB/m dB dB cm deg 1 10640.00 44.85 74.00 -29.15 60.81 37.53 10.94 64.43 -- -- Peak 2 15960.00 44.66 74.00 -29.34 56.92 39.27 12.70 64.23 -- -- Peak	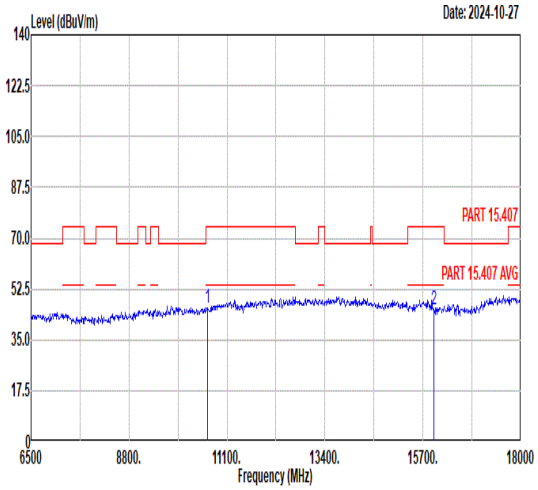 Freq Level Limit Line Margin Read Level Ant Factor Cable Loss Preamp Factor APos TPos Remark MHz dBuV/m dBuV/m dB dBuV dB/m dB dB cm deg 1 10640.00 45.90 74.00 -28.10 61.86 37.53 10.94 64.43 -- -- Peak 2 15960.00 45.41 74.00 -28.59 57.67 39.27 12.70 64.23 -- -- Peak

Mode	16	
	Band Edge	
	U-NII-2C_5.47-5.725_802.11ax HE20_CH100_Full RU_5500MHz	
ANT	CDD 5+6	
Pol.	Horizontal	Fundamental
Peak	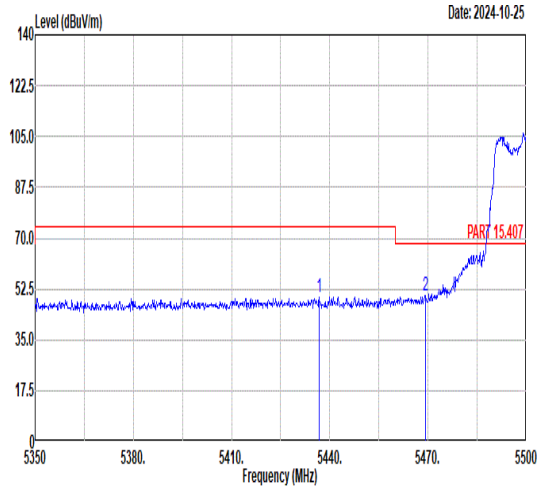 Freq Level Limit Line Margin Read Level Ant Factor Cable Loss Preamp Factor APos TPos Remark MHz dBuV/m dBuV/m dB dBuV dB/m dB dB cm deg 1 5436.70 49.66 74.00 -24.34 38.89 34.85 8.44 32.52 268 0 PEAK 2 5469.25 50.22 68.30 -18.08 39.46 34.87 8.40 32.51 268 0 PEAK	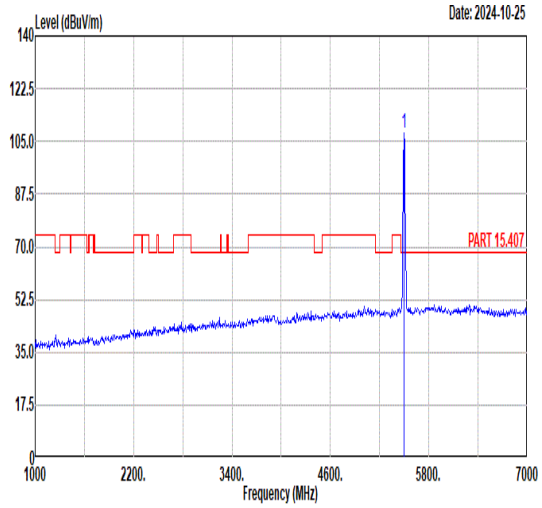 Freq Level Limit Line Margin Read Level Ant Factor Cable Loss Preamp Factor APos TPos Remark MHz dBuV/m dBuV/m dB dBuV dB/m dB dB cm deg 1 5500.00 108.01 ------ ------ 97.25 34.90 8.36 32.50 268 0 PEAK
Avg	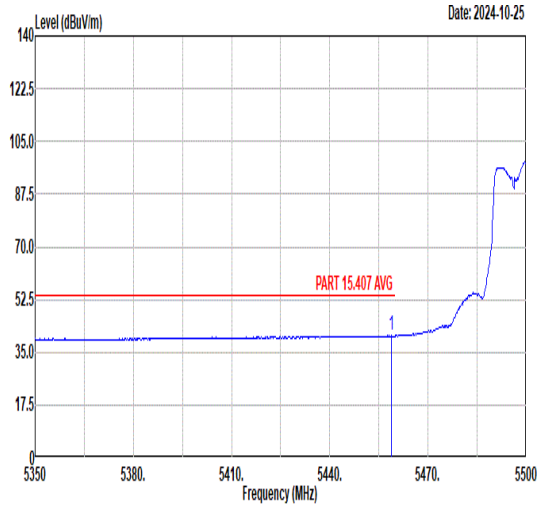 Freq Level Limit Line Margin Read Level Ant Factor Cable Loss Preamp Factor APos TPos Remark MHz dBuV/m dBuV/m dB dBuV dB/m dB dB cm deg 1 5458.90 40.59 54.00 -13.41 29.83 34.86 8.41 32.51 268 0 AVERAGE	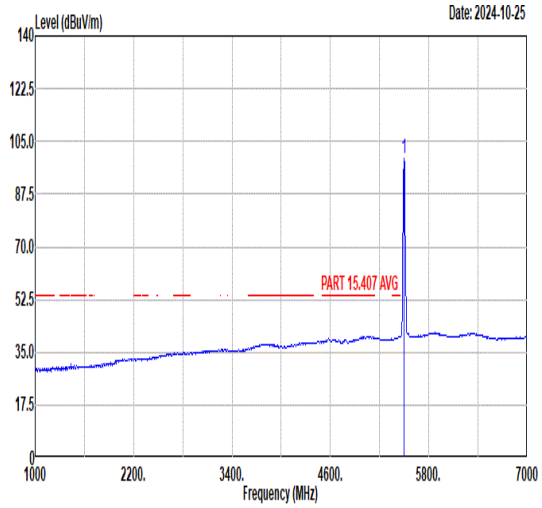 Freq Level Limit Line Margin Read Level Ant Factor Cable Loss Preamp Factor APos TPos Remark MHz dBuV/m dBuV/m dB dBuV dB/m dB dB cm deg 1 5500.00 99.49 ------ ------ 88.73 34.90 8.36 32.50 268 0 AVERAGE

Mode	16	
	Band Edge	
	U-NII-2C_5.47-5.725_802.11ax HE20_CH100_Full RU_5500MHz	
ANT	CDD 5+6	
Pol.	Vertical	Fundamental
Peak	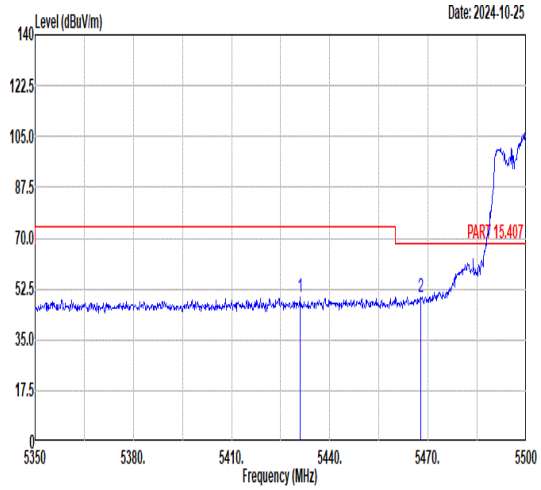 Freq Level Limit Line Margin Read Level Ant Factor Cable Loss Preamp Factor APos TPos Remark MHz dBuV/m dBuV/m dB dBuV dB/m dB dB cm deg 1 5430.85 49.87 74.00 -24.13 39.10 34.84 8.45 32.52 318 296 PEAK 2 5467.75 49.72 68.30 -18.58 38.96 34.87 8.40 32.51 318 296 PEAK	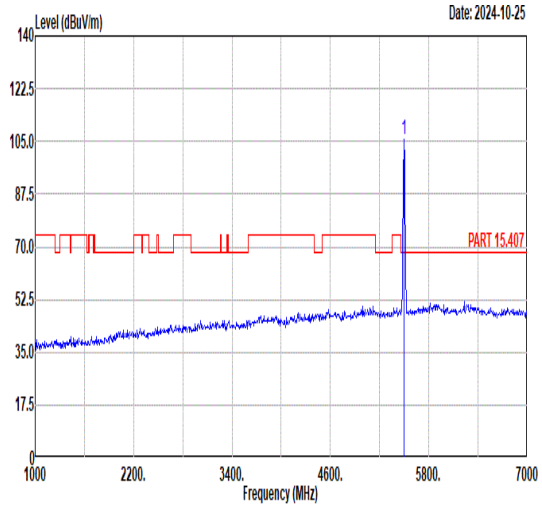 Freq Level Limit Line Margin Read Level Ant Factor Cable Loss Preamp Factor APos TPos Remark MHz dBuV/m dBuV/m dB dBuV dB/m dB dB cm deg 1 5500.00 105.77 ------ ------ 95.01 34.90 8.36 32.50 318 296 PEAK
Avg	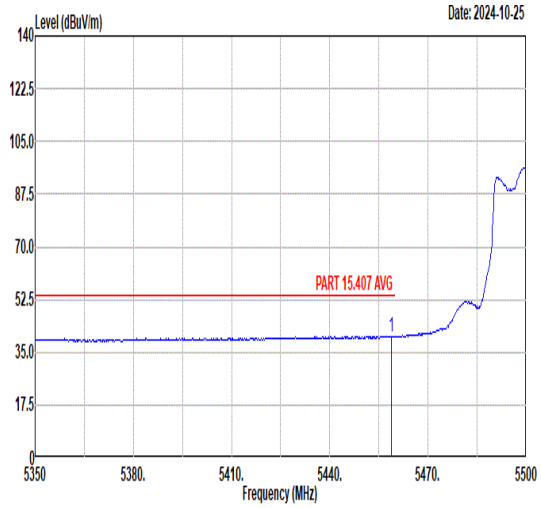 Freq Level Limit Line Margin Read Level Ant Factor Cable Loss Preamp Factor APos TPos Remark MHz dBuV/m dBuV/m dB dBuV dB/m dB dB cm deg 1 5458.75 40.36 54.00 -13.64 29.60 34.86 8.41 32.51 318 296 AVERAGE	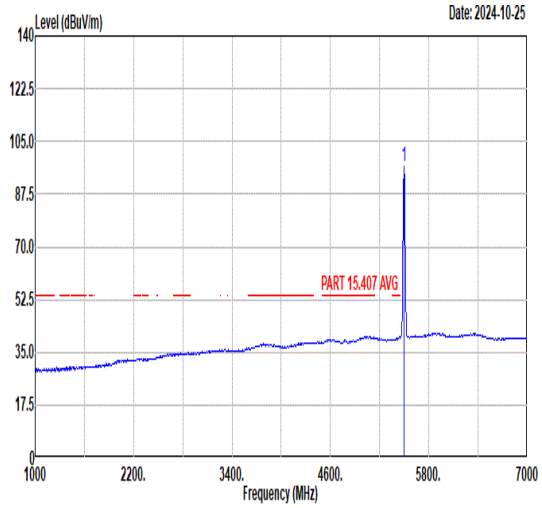 Freq Level Limit Line Margin Read Level Ant Factor Cable Loss Preamp Factor APos TPos Remark MHz dBuV/m dBuV/m dB dBuV dB/m dB dB cm deg 1 5500.00 96.47 ------ ------ 85.71 34.90 8.36 32.50 318 296 AVERAGE

Mode	16	
	Harmonic	
	U-NII-2C_5.47-5.725_802.11ax HE20_CH100_Full RU_5500MHz	
ANT	CDD 5+6	
Pol.	Horizontal	Vertical
Peak Avg	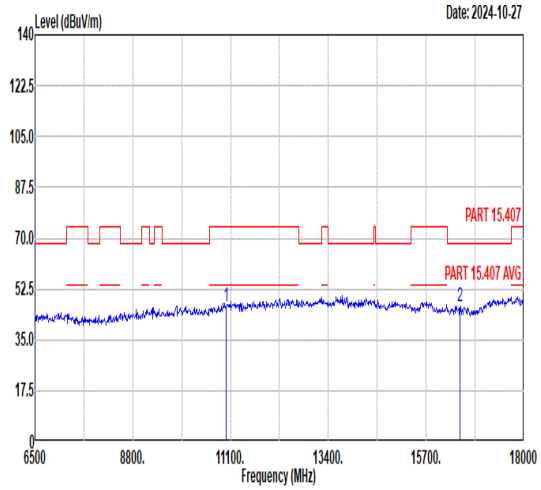 Freq Level Limit Line Margin Read Level Ant Factor Cable Loss Preamp Factor APos TPos Remark MHz dBuV/m dBuV/m dB dBuV dB/m dB dB cm deg 1 11000.00 46.50 74.00 -27.50 60.89 37.60 11.21 63.20 -- -- Peak 2 16500.00 46.47 68.30 -21.83 59.15 39.50 12.91 65.09 -- -- Peak	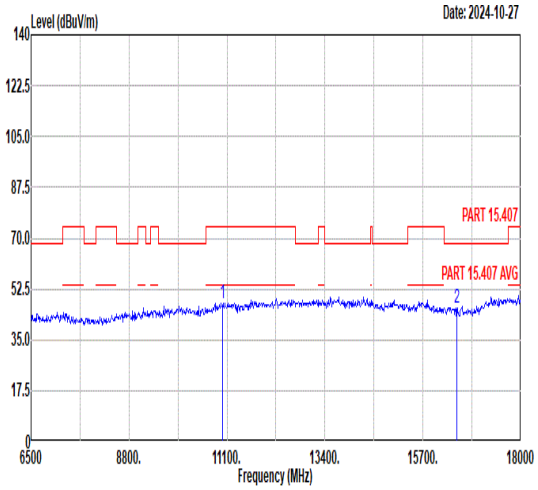 Freq Level Limit Line Margin Read Level Ant Factor Cable Loss Preamp Factor APos TPos Remark MHz dBuV/m dBuV/m dB dBuV dB/m dB dB cm deg 1 11000.00 47.31 74.00 -26.69 61.70 37.60 11.21 63.20 -- -- Peak 2 16500.00 45.86 68.30 -22.44 58.54 39.50 12.91 65.09 -- -- Peak

Mode	17	
	Harmonic	
	U-NII-2C_5.47-5.725_802.11ax HE20_CH116_Full RU_5580MHz	
ANT	CDD 5+6	
Pol.	Horizontal	Vertical
Peak Avg	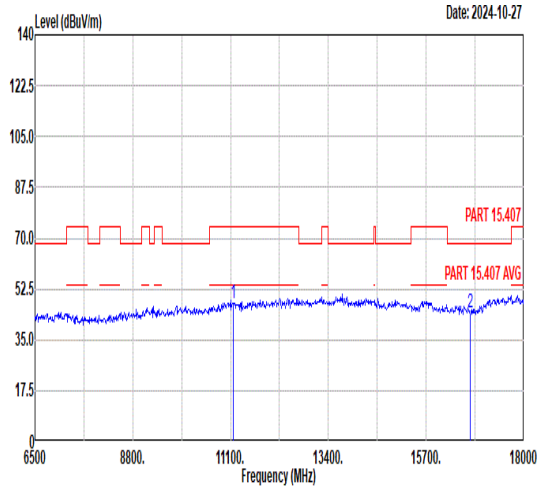 Freq Level Limit Line Margin Read Level Ant Factor Cable Loss Preamp Factor APos TPos Remark MHz dBuV/m dBuV/m dB dBuV dB/m dB dB cm deg 1 11160.00 47.42 74.00 -26.58 61.57 37.66 11.29 63.10 -- -- Peak 2 16740.00 44.56 68.30 -23.74 56.96 39.69 13.01 65.10 -- -- Peak	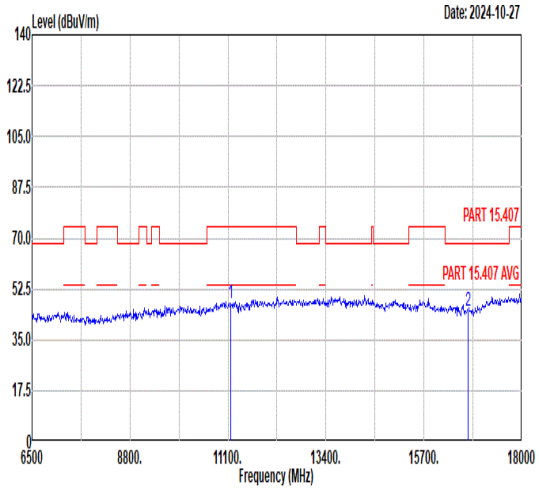 Freq Level Limit Line Margin Read Level Ant Factor Cable Loss Preamp Factor APos TPos Remark MHz dBuV/m dBuV/m dB dBuV dB/m dB dB cm deg 1 11160.00 47.47 74.00 -26.53 61.62 37.66 11.29 63.10 -- -- Peak 2 16740.00 45.01 68.30 -23.29 57.41 39.69 13.01 65.10 -- -- Peak

Mode	18	
	Band Edge	
	U-NII-2C_5.47-5.725_802.11ax HE20_CH140_Full RU_5700MHz	
ANT	CDD 5+6	
Pol.	Horizontal	Fundamental
Peak	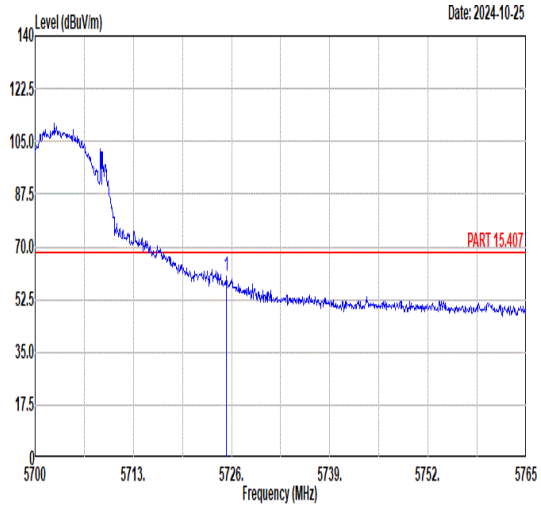 Freq Level Limit Line Margin Read Level Ant Factor Cable Loss Preamp Factor APos TPos Remark MHz dBuV/m dBuV/m dB dBuV dB/m dB dB cm deg 1 5725.35 60.34 68.30 -7.96 49.13 35.03 8.68 32.50 250 45 PEAK	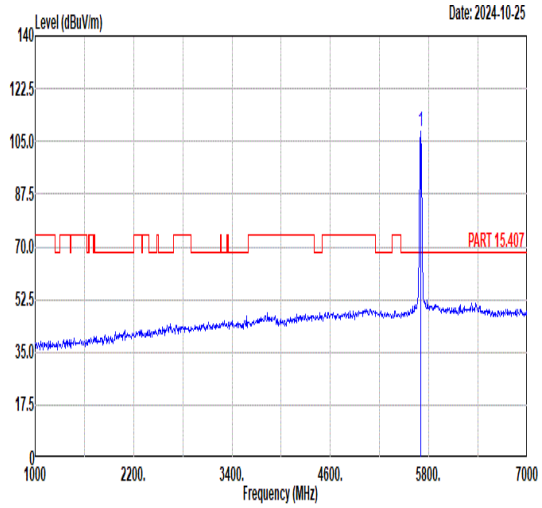 Freq Level Limit Line Margin Read Level Ant Factor Cable Loss Preamp Factor APos TPos Remark MHz dBuV/m dBuV/m dB dBuV dB/m dB dB cm deg 1 5700.00 108.48 ------ ------ 97.36 35.02 8.60 32.50 250 45 PEAK
Avg	Blank	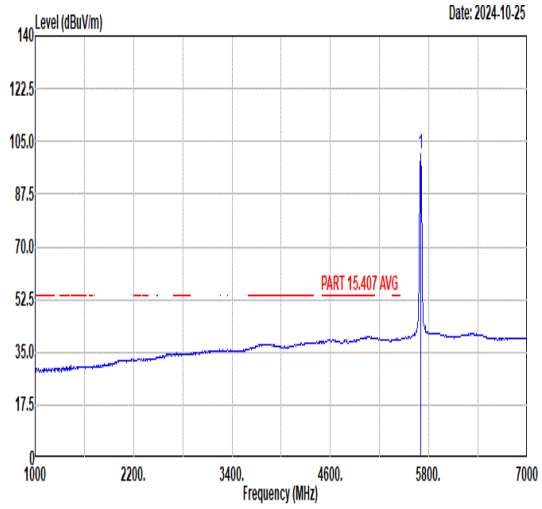 Freq Level Limit Line Margin Read Level Ant Factor Cable Loss Preamp Factor APos TPos Remark MHz dBuV/m dBuV/m dB dBuV dB/m dB dB cm deg 1 5700.00 100.72 ------ ------ 89.60 35.02 8.60 32.50 250 45 AVERAGE

Mode	18	
	Band Edge	
	U-NII-2C_5.47-5.725_802.11ax HE20_CH140_Full RU_5700MHz	
ANT	CDD 5+6	
Pol.	Vertical	Fundamental
Peak	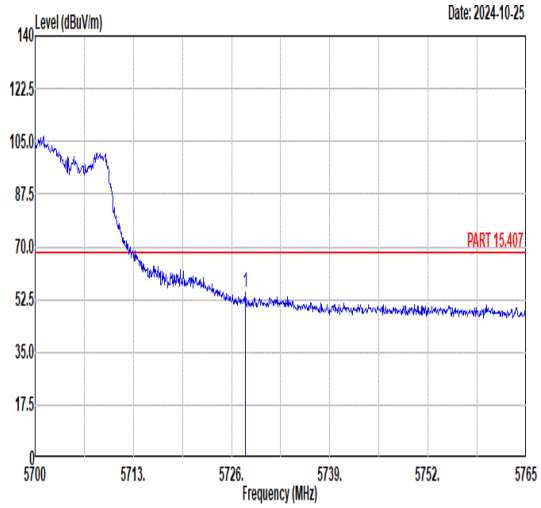 Freq Level Limit Line Margin Read Level Ant Factor Cable Loss Preamp Factor APos TPos Remark MHz dBuV/m dBuV/m dB dBuV dB/m dB dB cm deg 1 5727.82 55.11 68.30 -13.19 43.89 35.04 8.68 32.50 318 296 PEAK	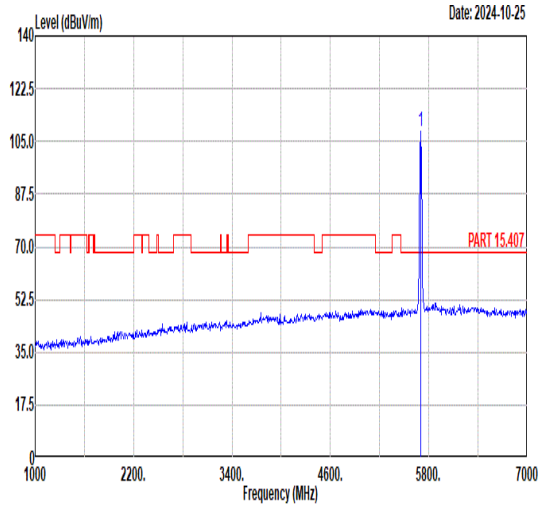 Freq Level Limit Line Margin Read Level Ant Factor Cable Loss Preamp Factor APos TPos Remark MHz dBuV/m dBuV/m dB dBuV dB/m dB dB cm deg 1 5700.00 108.27 ------ ------ 97.18 35.02 8.57 32.50 309 294 PEAK
Avg	Blank	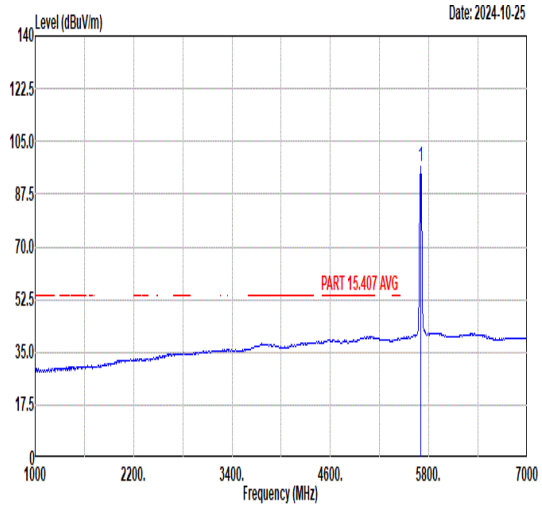 Freq Level Limit Line Margin Read Level Ant Factor Cable Loss Preamp Factor APos TPos Remark MHz dBuV/m dBuV/m dB dBuV dB/m dB dB cm deg 1 5700.00 96.53 ------ ------ 85.44 35.02 8.57 32.50 318 296 AVERAGE

Mode	18	
	Harmonic	
	U-NII-2C_5.47-5.725_802.11ax HE20_CH140_Full RU_5700MHz	
ANT	CDD 5+6	
Pol.	Horizontal	Vertical
Peak Avg	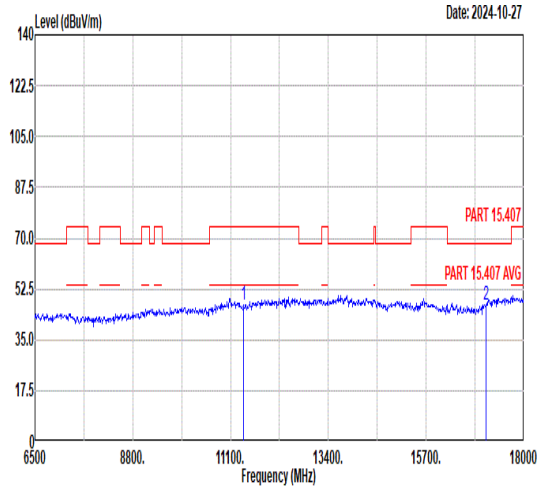 Freq Level Limit Line Margin Read Level Ant Factor Cable Loss Preamp Factor APos TPos Remark MHz dBuV/m dBuV/m dB dBuV dB/m dB dB cm deg 1 11400.00 47.24 74.00 -26.76 61.03 37.76 11.41 62.96 -- -- Peak 2 17100.00 47.09 68.30 -21.21 59.07 40.06 13.14 65.18 -- -- Peak	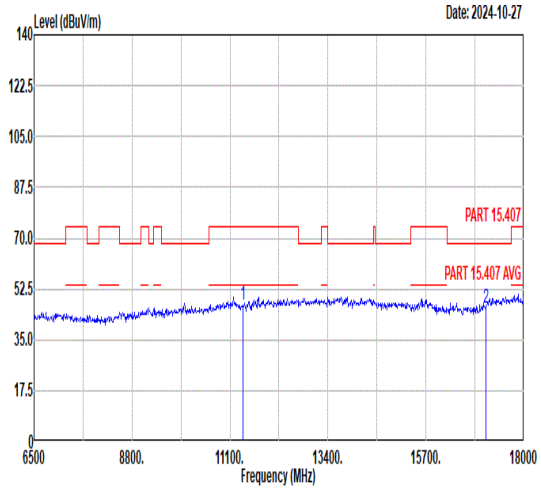 Freq Level Limit Line Margin Read Level Ant Factor Cable Loss Preamp Factor APos TPos Remark MHz dBuV/m dBuV/m dB dBuV dB/m dB dB cm deg 1 11400.00 47.19 74.00 -26.81 60.98 37.76 11.41 62.96 -- -- Peak 2 17100.00 46.12 68.30 -22.18 58.10 40.06 13.14 65.18 -- -- Peak

Mode	19	
	Band Edge - L	
	U-NII-1_5.15-5.25_802.11ax HE40_CH38_Full RU_5190MHz	
ANT	CDD 5+6	
Pol.	Horizontal	Fundamental
Peak	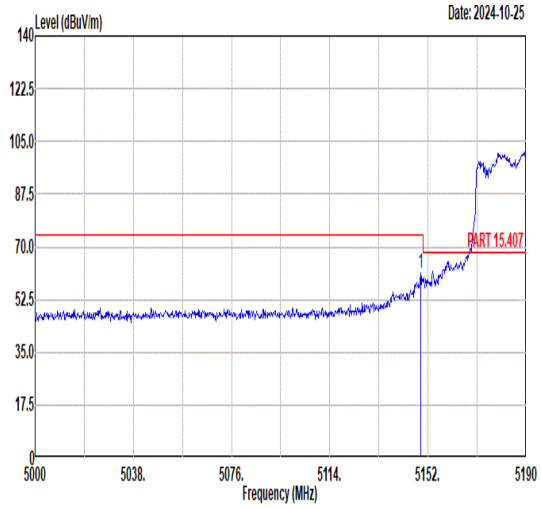 Freq Level Limit Line Margin Read Level Ant Factor Cable Loss Preamp Factor APos TPos Remark MHz dBuV/m dBuV/m dB dBuV dB/m dB dB cm deg 1 5149.15 61.53 74.00 -12.47 51.63 34.62 7.92 32.64 132 138 PEAK	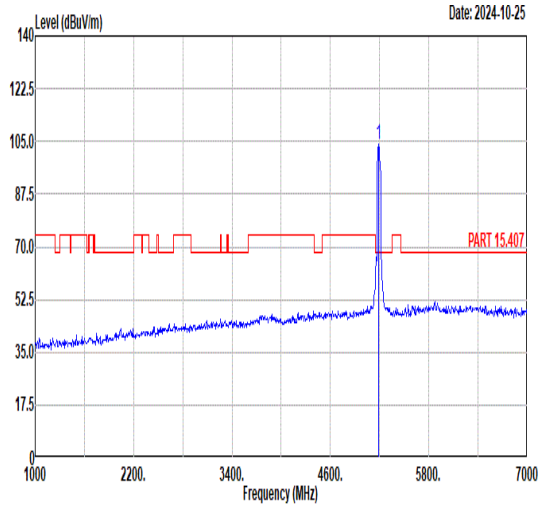 Freq Level Limit Line Margin Read Level Ant Factor Cable Loss Preamp Factor APos TPos Remark MHz dBuV/m dBuV/m dB dBuV dB/m dB dB cm deg 1 5190.00 104.04 ------ ------ 94.07 34.65 7.94 32.62 132 138 PEAK
Avg	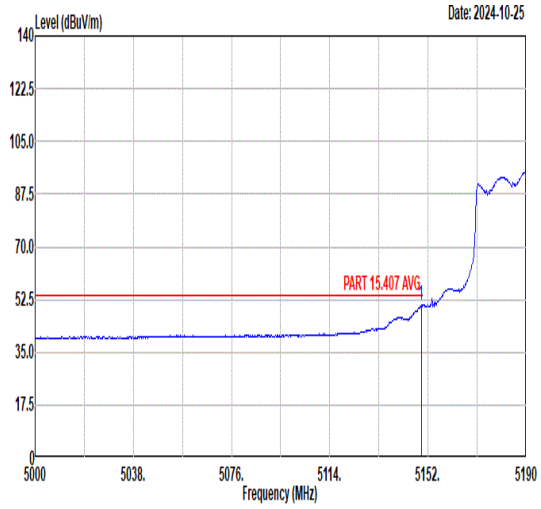 Freq Level Limit Line Margin Read Level Ant Factor Cable Loss Preamp Factor APos TPos Remark MHz dBuV/m dBuV/m dB dBuV dB/m dB dB cm deg 1 5149.34 50.74 54.00 -3.26 40.84 34.62 7.92 32.64 132 138 AVERAGE	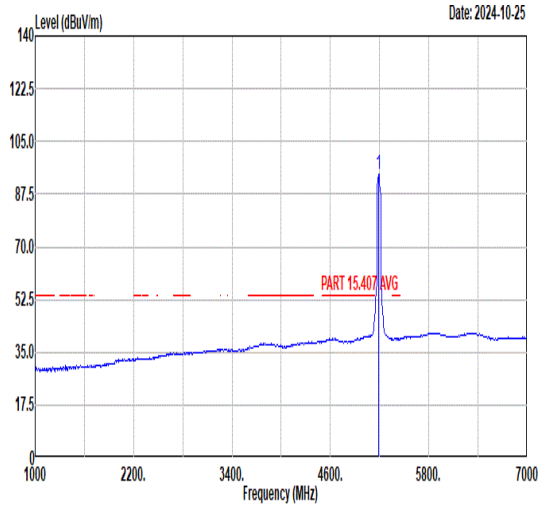 Freq Level Limit Line Margin Read Level Ant Factor Cable Loss Preamp Factor APos TPos Remark MHz dBuV/m dBuV/m dB dBuV dB/m dB dB cm deg 1 5190.00 94.24 ------ ------ 84.27 34.65 7.94 32.62 132 138 AVERAGE

Mode	19	
	Band Edge - R	
	U-NII-1_5.15-5.25_802.11ax HE40_CH38_Full RU_5190MHz	
ANT	CDD 5+6	
Pol.	Horizontal	Fundamental
Peak	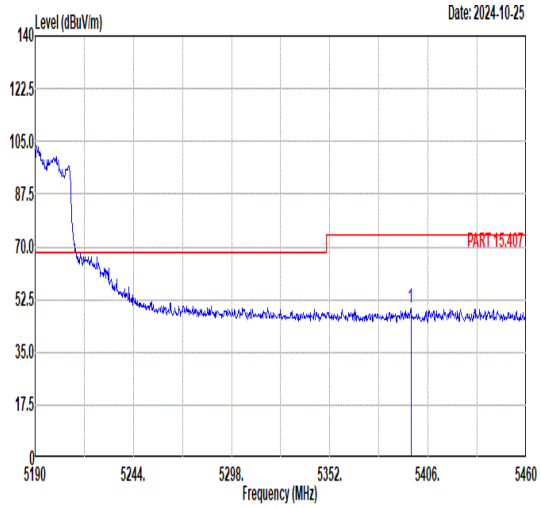 Freq Level Limit Line Margin Read Level Ant Factor Cable Loss Preamp Factor APos TPos Remark MHz dBuV/m dBuV/m dB dBuV dB/m dB dB cm deg 1 5396.55 49.43 74.00 -24.57 38.71 34.81 8.45 32.54 132 138 PEAK	Blank
Avg	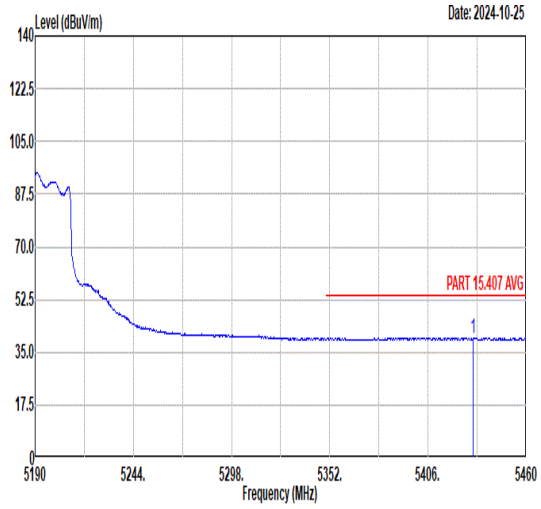 Freq Level Limit Line Margin Read Level Ant Factor Cable Loss Preamp Factor APos TPos Remark MHz dBuV/m dBuV/m dB dBuV dB/m dB dB cm deg 1 5430.84 39.76 54.00 -14.24 28.99 34.84 8.45 32.52 132 138 AVERAGE	Blank

Mode	19	
	Band Edge - L	
	U-NII-1_5.15-5.25_802.11ax HE40_CH38_Full RU_5190MHz	
ANT	CDD 5+6	
Pol.	Vertical	Fundamental
Peak	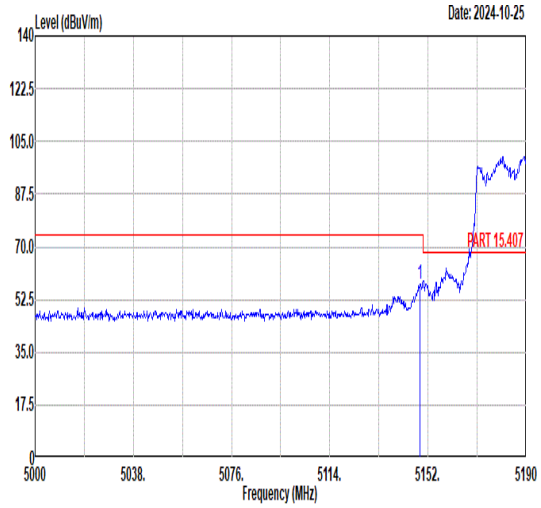 Freq Level Limit Line Margin Read Level Ant Factor Cable Loss Preamp Factor APos TPos Remark MHz dBuV/m dBuV/m dB dBuV dB/m dB dB cm deg 1 5148.96 57.79 74.00 -16.21 47.89 34.62 7.92 32.64 375 274 PEAK	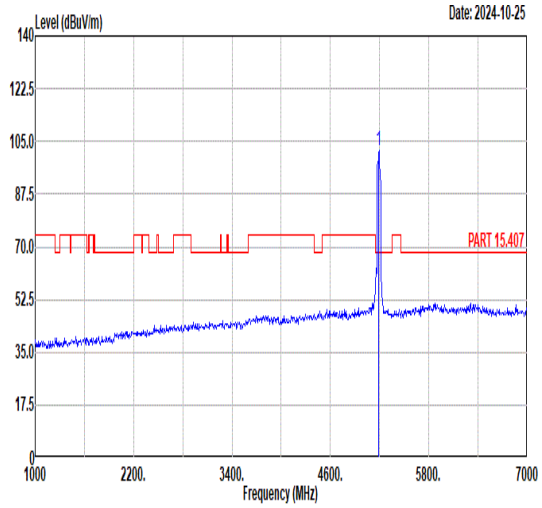 Freq Level Limit Line Margin Read Level Ant Factor Cable Loss Preamp Factor APos TPos Remark MHz dBuV/m dBuV/m dB dBuV dB/m dB dB cm deg 1 5190.00 101.74 ------ ------ 91.75 34.66 7.95 32.62 375 274 PEAK
Avg	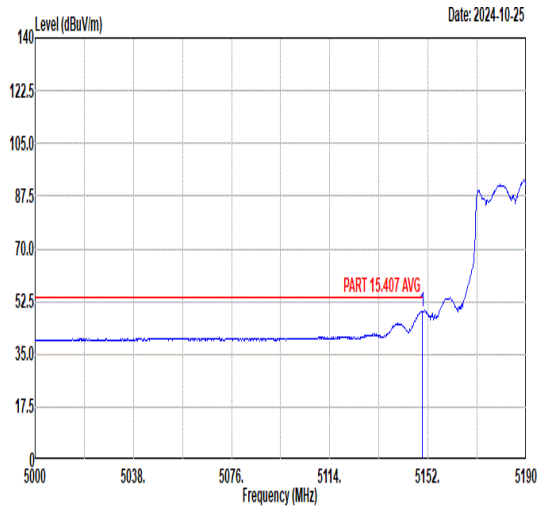 Freq Level Limit Line Margin Read Level Ant Factor Cable Loss Preamp Factor APos TPos Remark MHz dBuV/m dBuV/m dB dBuV dB/m dB dB cm deg 1 5149.91 49.31 54.00 -4.69 39.41 34.62 7.92 32.64 375 274 AVERAGE	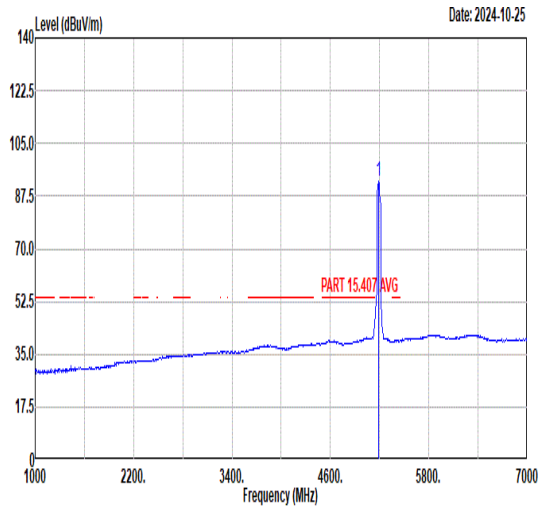 Freq Level Limit Line Margin Read Level Ant Factor Cable Loss Preamp Factor APos TPos Remark MHz dBuV/m dBuV/m dB dBuV dB/m dB dB cm deg 1 5190.00 92.42 ------ ------ 82.45 34.65 7.94 32.62 375 274 AVERAGE

Mode	19	
	Band Edge - R	
	U-NII-1_5.15-5.25_802.11ax HE40_CH38_Full RU_5190MHz	
ANT	CDD 5+6	
Pol.	Vertical	Fundamental
Peak	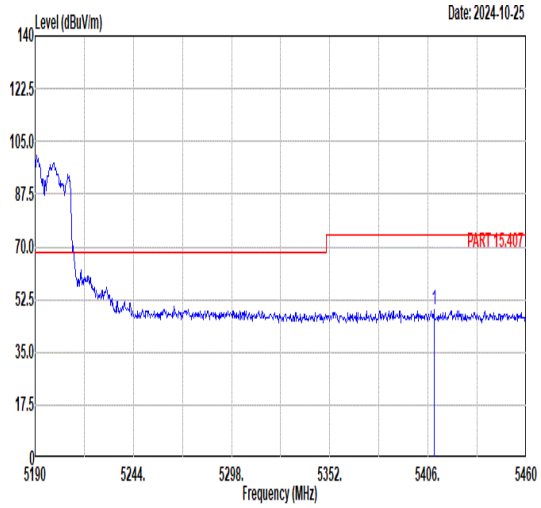 Freq Level Limit Line Margin Read Level Ant Factor Cable Loss Preamp Factor APos TPos Remark MHz dBuV/m dBuV/m dB dBuV dB/m dB dB cm deg 1 5409.24 48.98 74.00 -25.02 38.21 34.82 8.48 32.53 375 274 PEAK	Blank
Avg	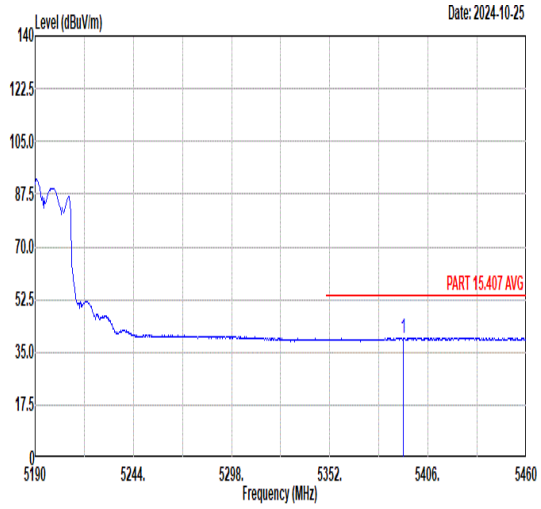 Freq Level Limit Line Margin Read Level Ant Factor Cable Loss Preamp Factor APos TPos Remark MHz dBuV/m dBuV/m dB dBuV dB/m dB dB cm deg 1 5392.23 39.82 54.00 -14.18 29.11 34.81 8.44 32.54 375 274 AVERAGE	Blank

Mode	19	
	Harmonic	
	U-NII-1_5.15-5.25_802.11ax HE40_CH38_Full RU_5190MHz	
ANT	CDD 5+6	
Pol.	Horizontal	Vertical
Peak Avg	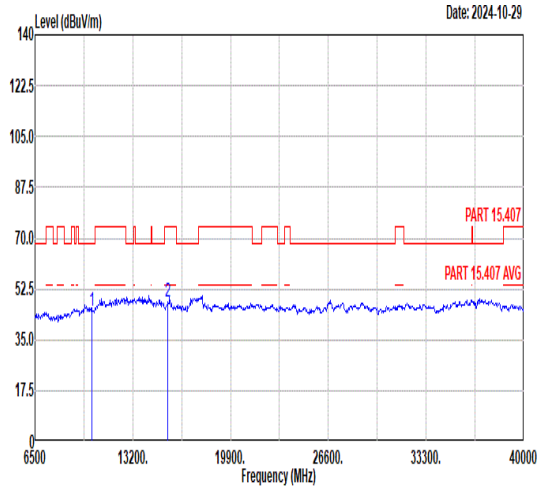 Freq Level Limit Line Margin Read Level Ant Factor Cable Loss Preamp Factor APos TPos Remark MHz dBuV/m dBuV/m dB dBuV dB/m dB dB cm deg 1 10380.00 45.12 68.30 -23.18 61.65 37.36 10.74 64.63 -- -- Peak 2 15570.00 47.96 74.00 -26.04 59.72 38.96 12.72 63.44 -- -- Peak	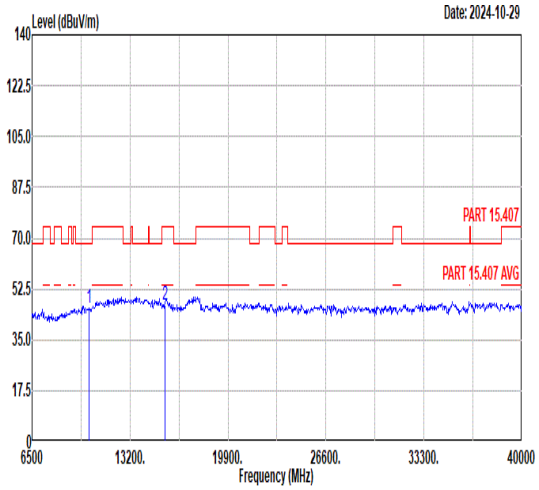 Freq Level Limit Line Margin Read Level Ant Factor Cable Loss Preamp Factor APos TPos Remark MHz dBuV/m dBuV/m dB dBuV dB/m dB dB cm deg 1 10380.00 46.01 68.30 -22.29 62.54 37.36 10.74 64.63 -- -- Peak 2 15570.00 47.16 74.00 -26.84 58.92 38.96 12.72 63.44 -- -- Peak

Mode	20	
	Band Edge - L	
	U-NII-1_5.15-5.25_802.11ax HE40_CH46_Full RU_5230MHz	
ANT	CDD 5+6	
Pol.	Horizontal	Fundamental
Peak	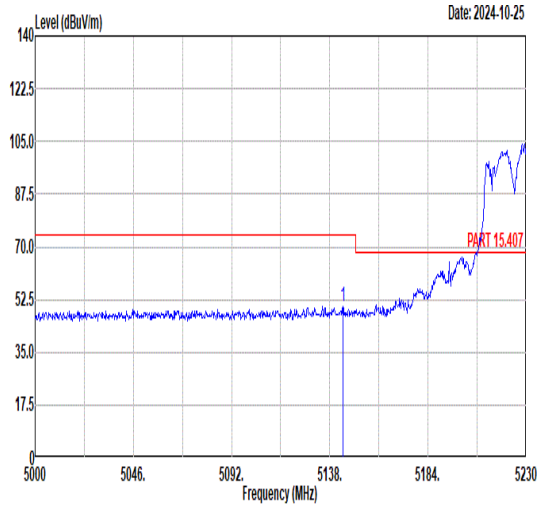 Freq Level Limit Line Margin Read Level Ant Factor Cable Loss Preamp Factor APos TPos Remark MHz dBuV/m dBuV/m dB dBuV dB/m dB dB cm deg 1 5144.21 50.31 74.00 -23.69 40.42 34.62 7.91 32.64 176 0 PEAK	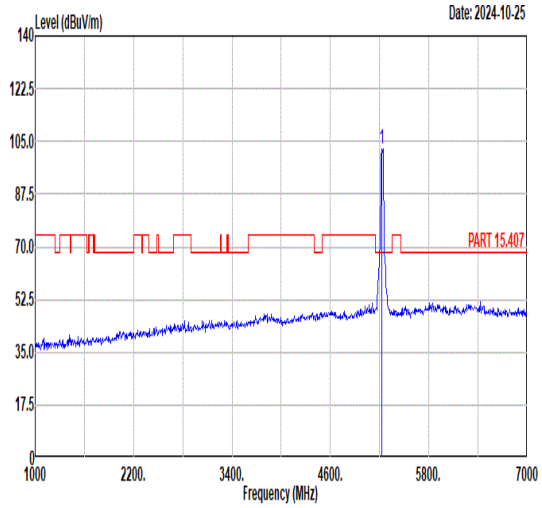 Freq Level Limit Line Margin Read Level Ant Factor Cable Loss Preamp Factor APos TPos Remark MHz dBuV/m dBuV/m dB dBuV dB/m dB dB cm deg 1 5230.00 102.66 ------ ------ 92.58 34.68 8.01 32.61 176 0 PEAK
Avg	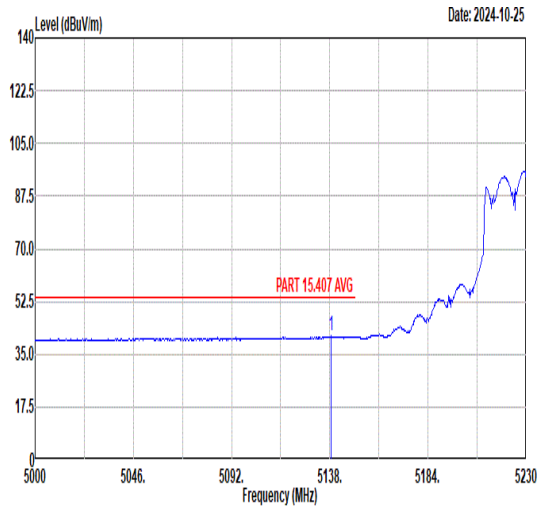 Freq Level Limit Line Margin Read Level Ant Factor Cable Loss Preamp Factor APos TPos Remark MHz dBuV/m dBuV/m dB dBuV dB/m dB dB cm deg 1 5138.46 40.98 54.00 -13.02 31.10 34.61 7.91 32.64 176 0 AVERAGE	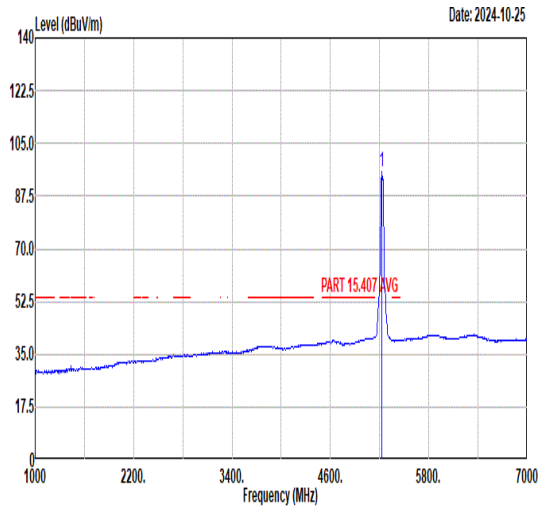 Freq Level Limit Line Margin Read Level Ant Factor Cable Loss Preamp Factor APos TPos Remark MHz dBuV/m dBuV/m dB dBuV dB/m dB dB cm deg 1 5230.00 95.50 ------ ------ 85.42 34.68 8.01 32.61 176 0 AVERAGE

Mode	20	
	Band Edge - R	
	U-NII-1_5.15-5.25_802.11ax HE40_CH46_Full RU_5230MHz	
ANT	CDD 5+6	
Pol.	Horizontal	Fundamental
Peak	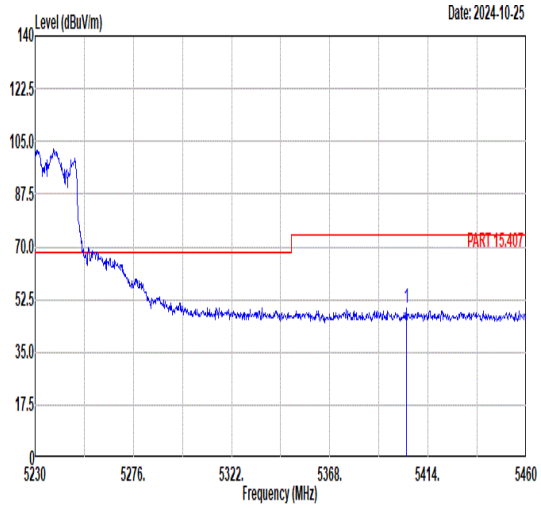 Freq Level Limit Line Margin Read Level Ant Factor Cable Loss Preamp Factor APos TPos Remark MHz dBuV/m dBuV/m dB dBuV dB/m dB dB cm deg 1 5403.88 49.45 74.00 -24.55 38.69 34.82 8.47 32.53 176 0 PEAK	Blank
Avg	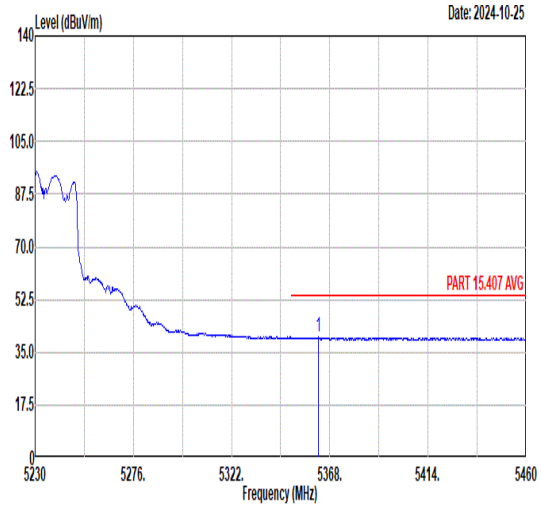 Freq Level Limit Line Margin Read Level Ant Factor Cable Loss Preamp Factor APos TPos Remark MHz dBuV/m dBuV/m dB dBuV dB/m dB dB cm deg 1 5362.48 39.93 54.00 -14.07 29.33 34.79 8.36 32.55 176 0 AVERAGE	Blank