11G-CDD_Ant7_2462_30~1000

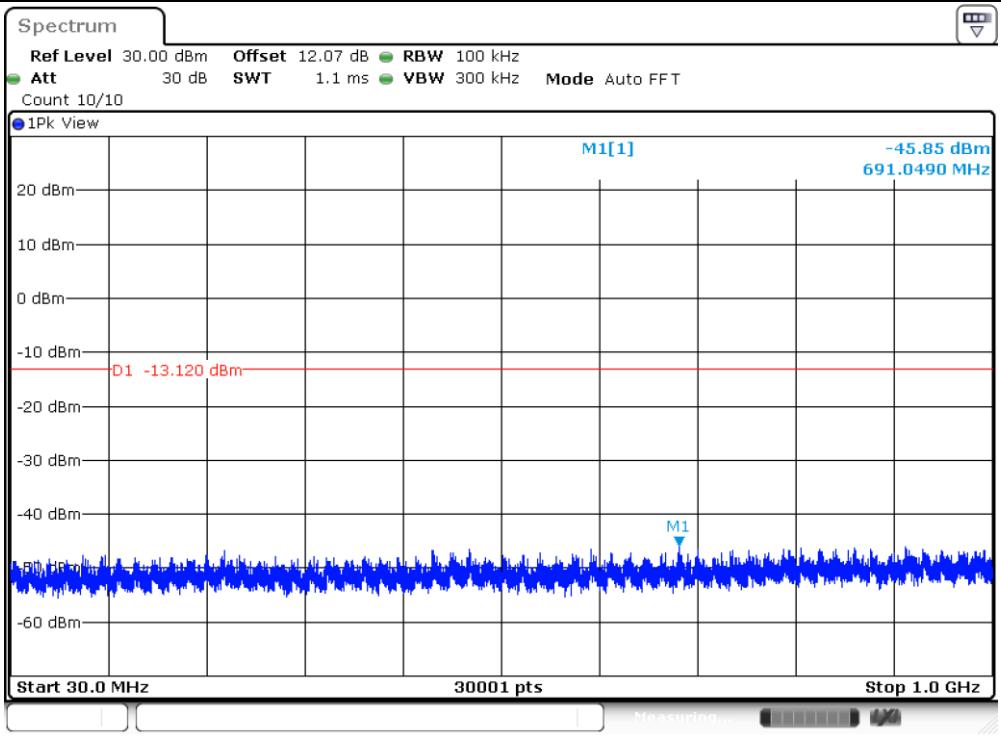

Date: 23.OCT.2024 10:37:23

11G-CDD_Ant7_2462_1000~26500

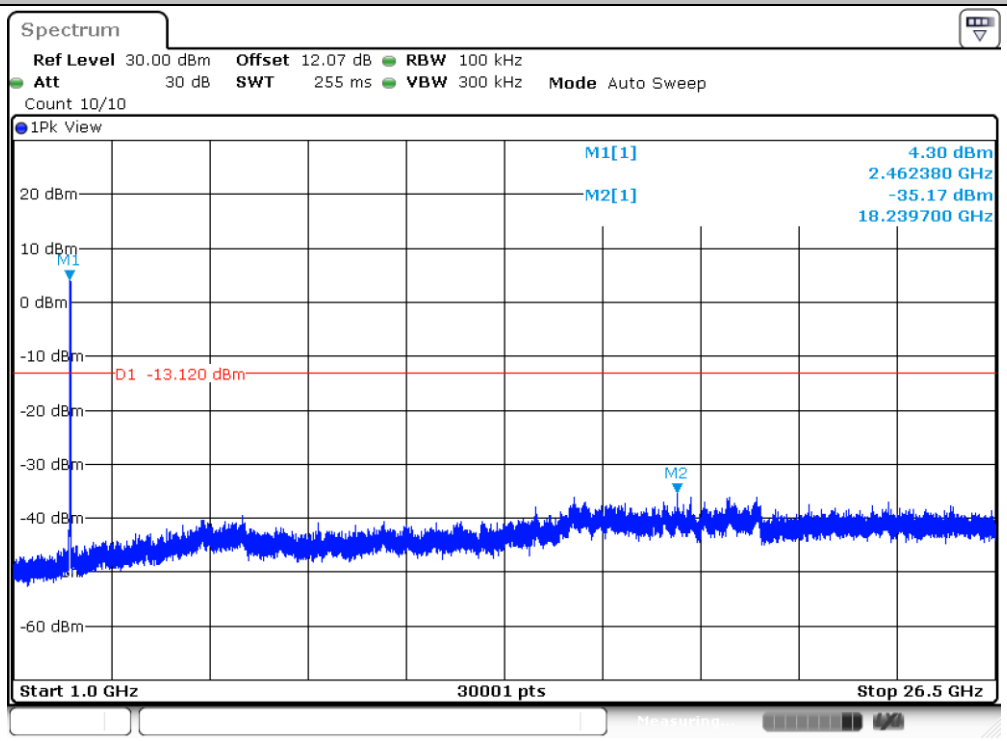

Date: 23.OCT.2024 10:37:45

11AX20MIMO_Ant6_2412_30~1000

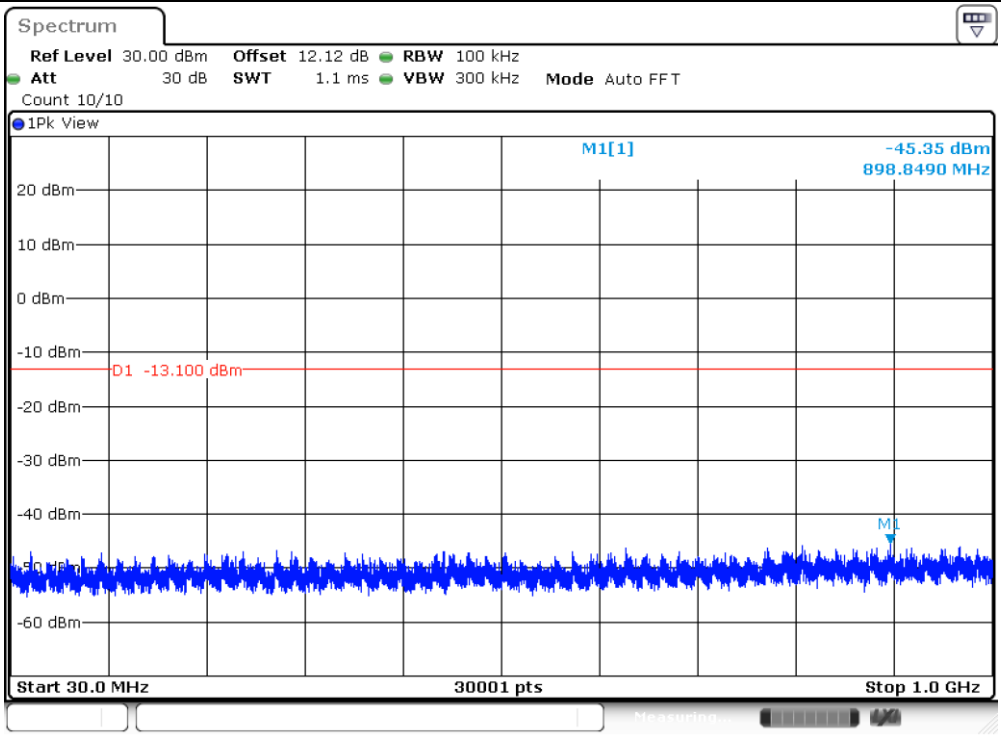

Date: 23.OCT.2024 10:39:45

11AX20MIMO_Ant6_2412_1000~26500

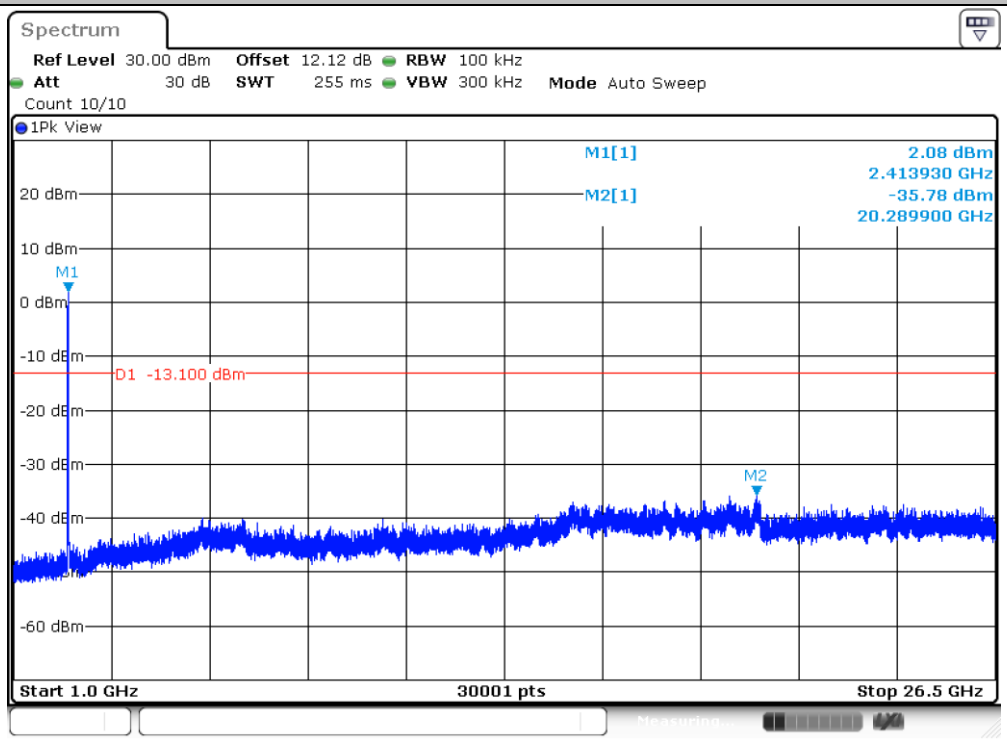

Date: 23.OCT.2024 10:40:07

11AX20MIMO_Ant7_2412_30~1000

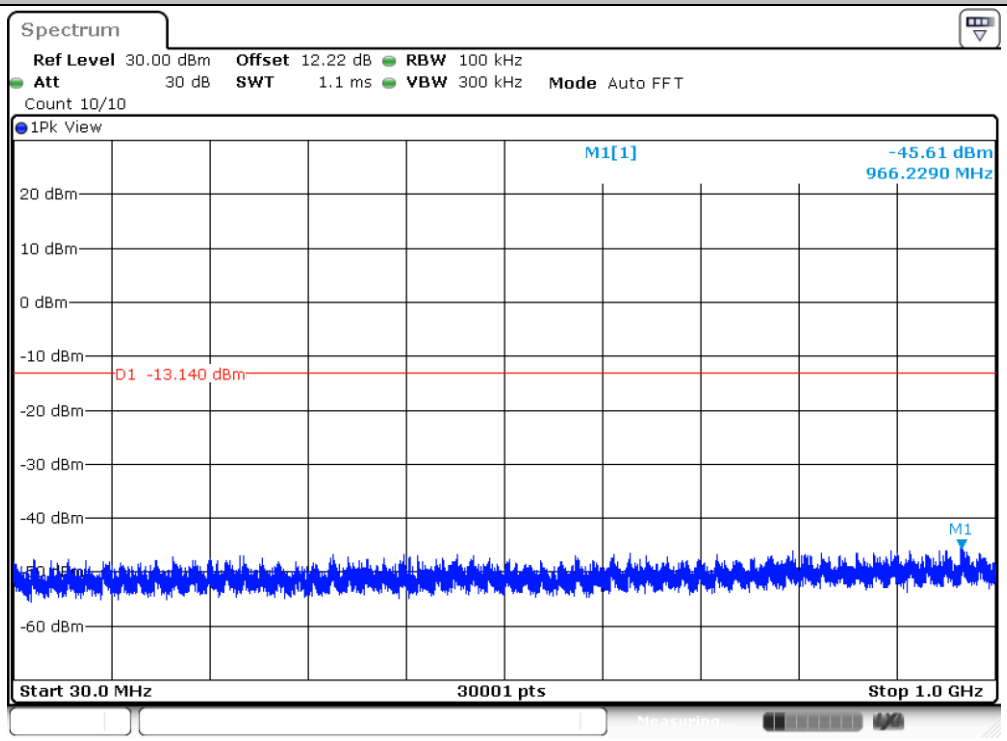

Date: 23.OCT.2024 10:41:29

11AX20MIMO_Ant7_2412_1000~26500

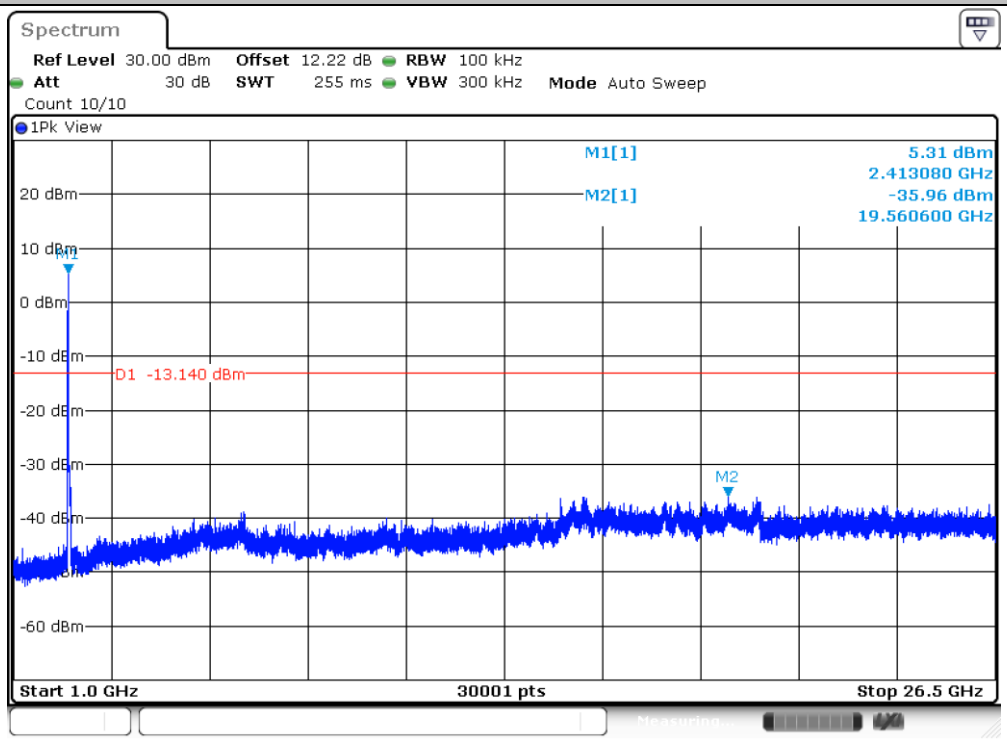

Date: 23.OCT.2024 10:41:51

11AX20MIMO_Ant6_2437_30~1000

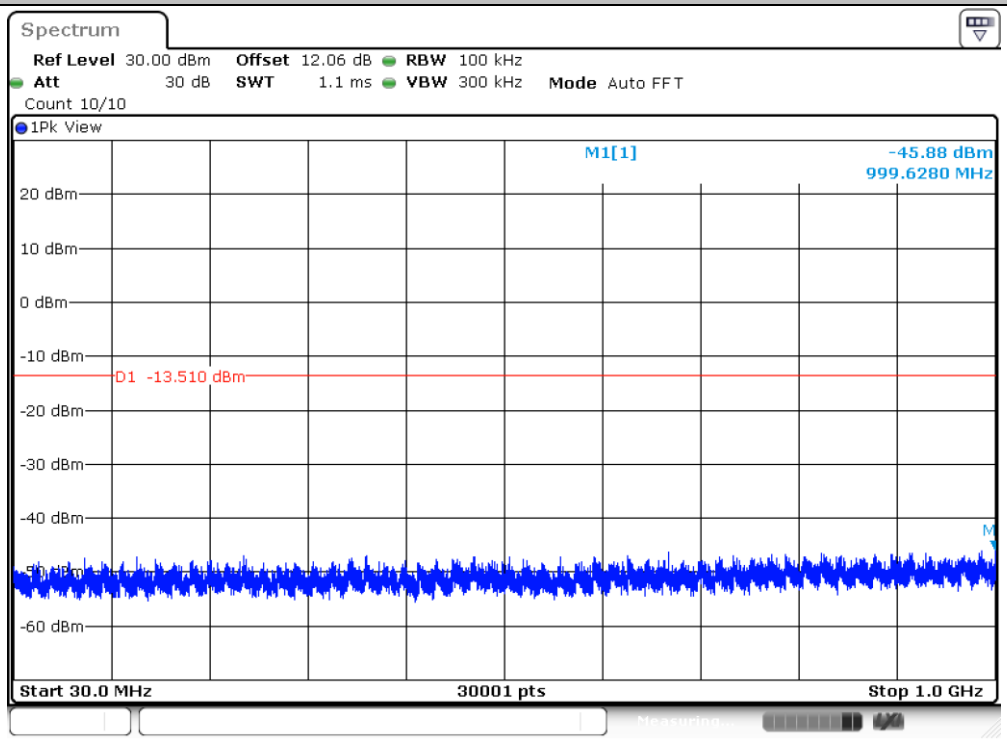

Date: 23.OCT.2024 10:43:16

11AX20MIMO_Ant6_2437_1000~26500

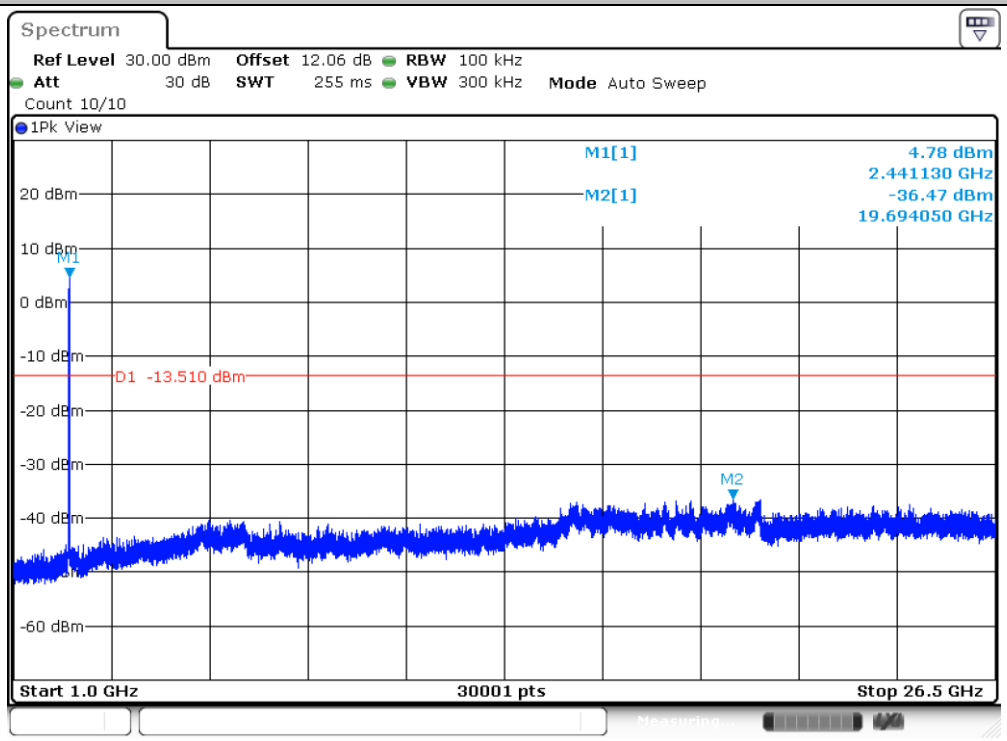

Date: 23.OCT.2024 10:43:38

11AX20MIMO_Ant7_2437_30~1000

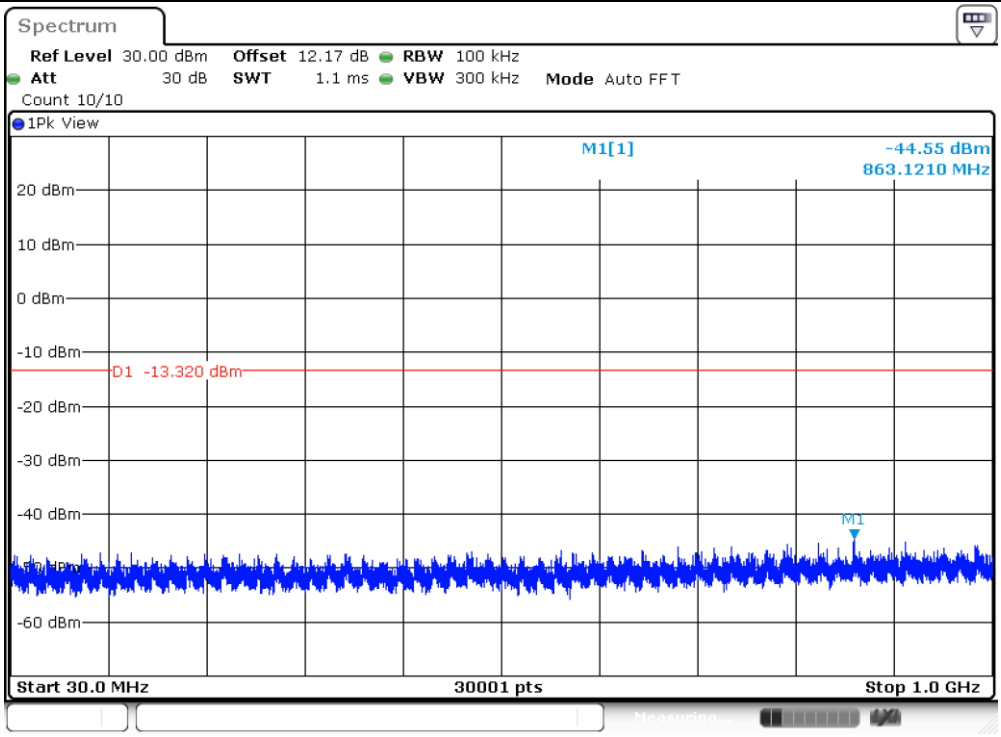

Date: 23.OCT.2024 10:44:27

11AX20MIMO_Ant7_2437_1000~26500

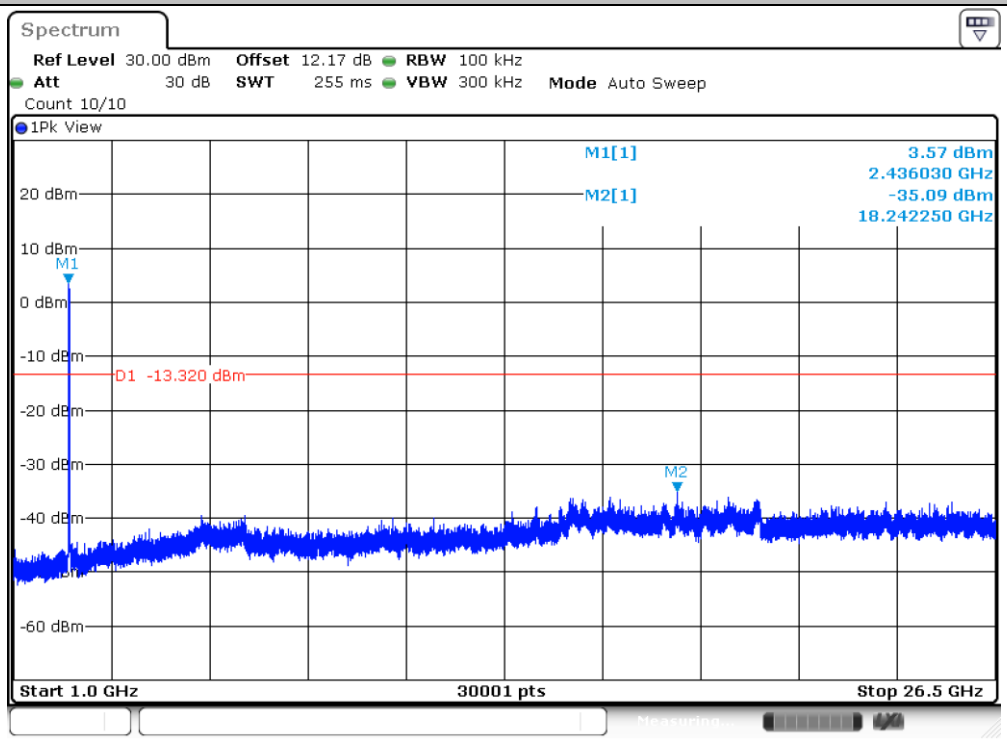

Date: 23.OCT.2024 10:44:49

11AX20MIMO_Ant6_2462_30~1000

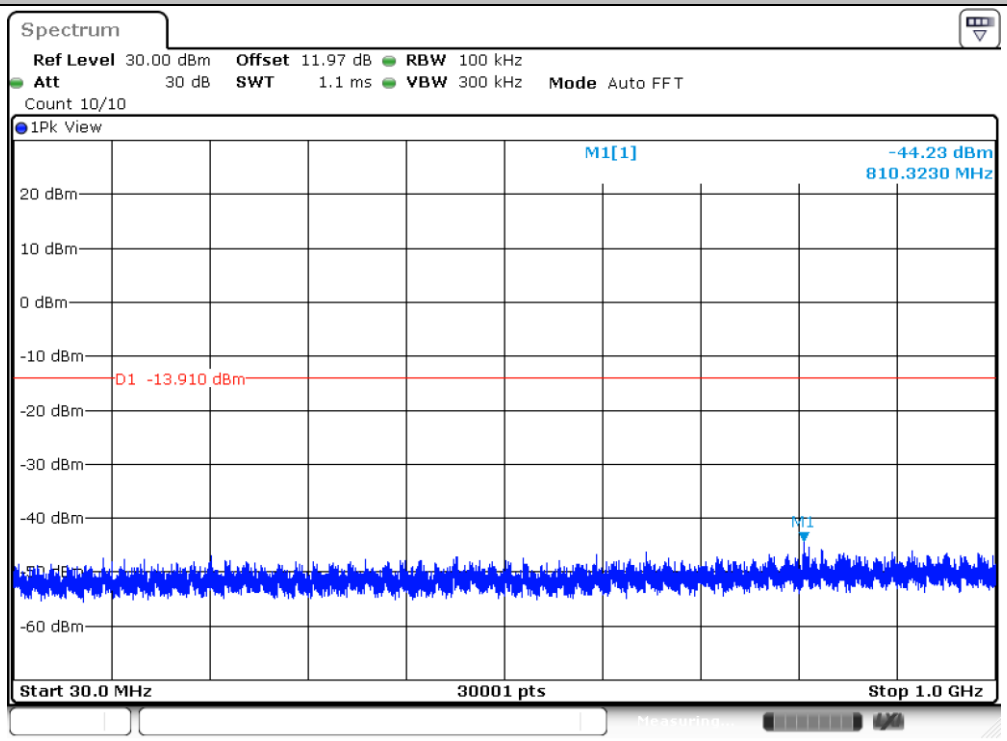

Date: 23.OCT.2024 10:46:25

11AX20MIMO_Ant6_2462_1000~26500

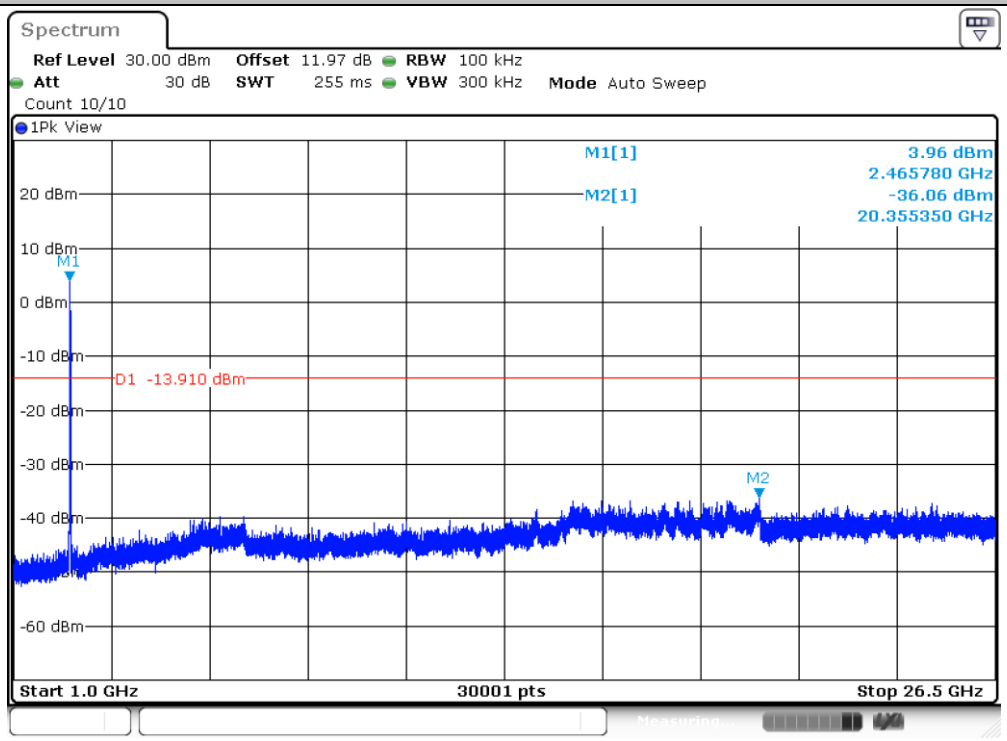

Date: 23.OCT.2024 10:46:47

11AX20MIMO_Ant7_2462_30~1000

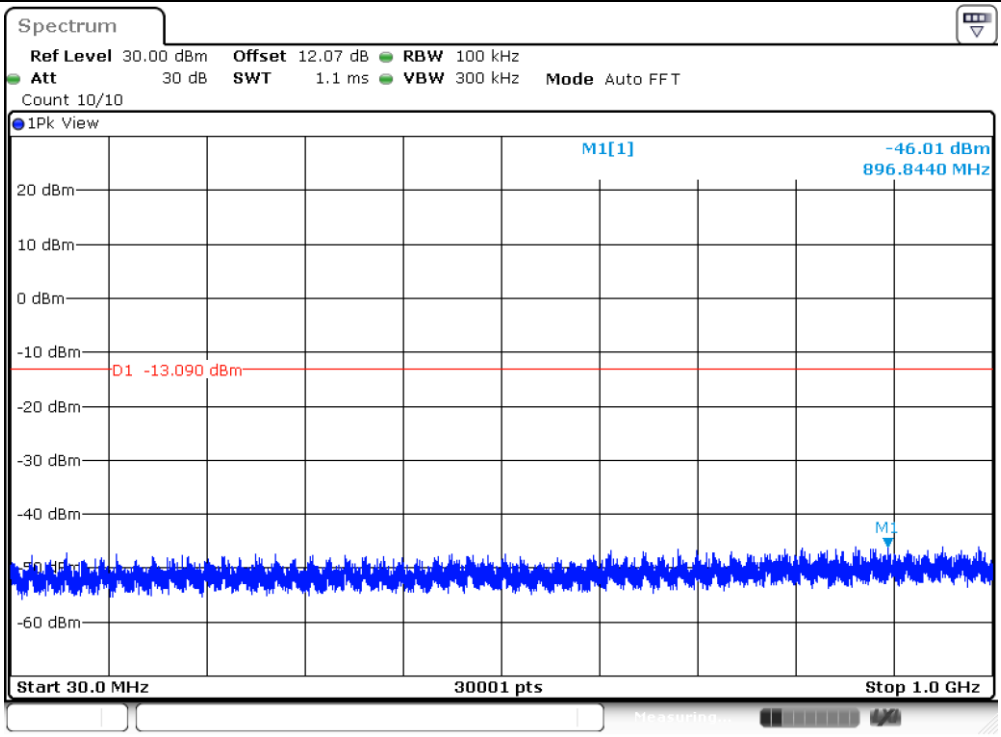

Date: 23.OCT.2024 10:47:48

11AX20MIMO_Ant7_2462_1000~26500

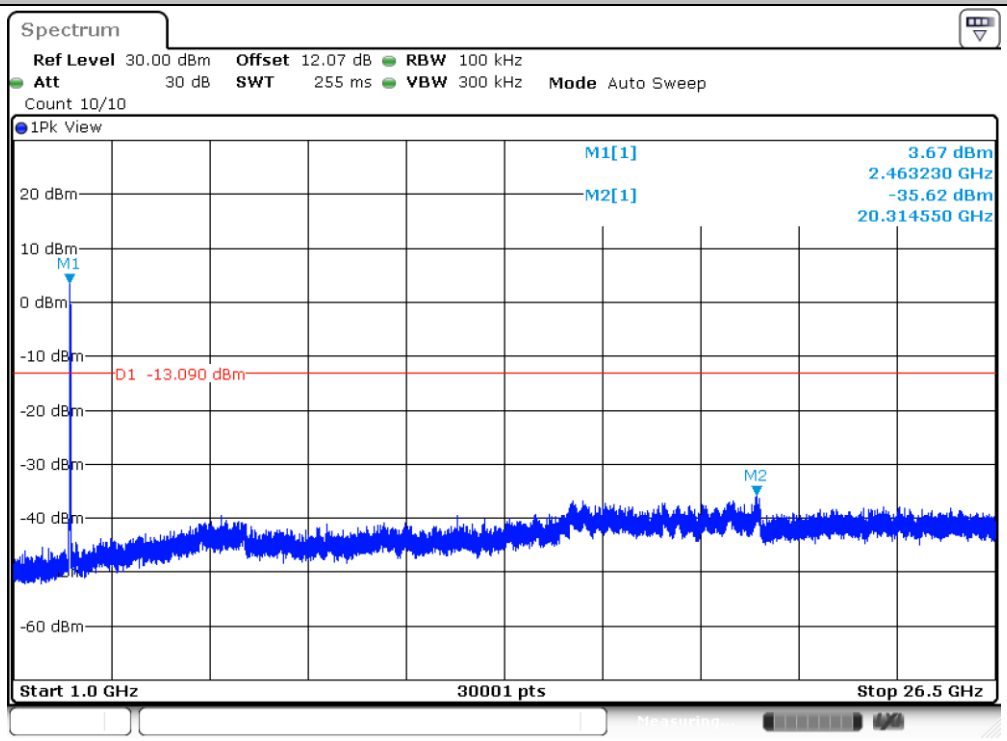

Date: 23.OCT.2024 10:48:10

11AX40MIMO_Ant6_2422_30~1000

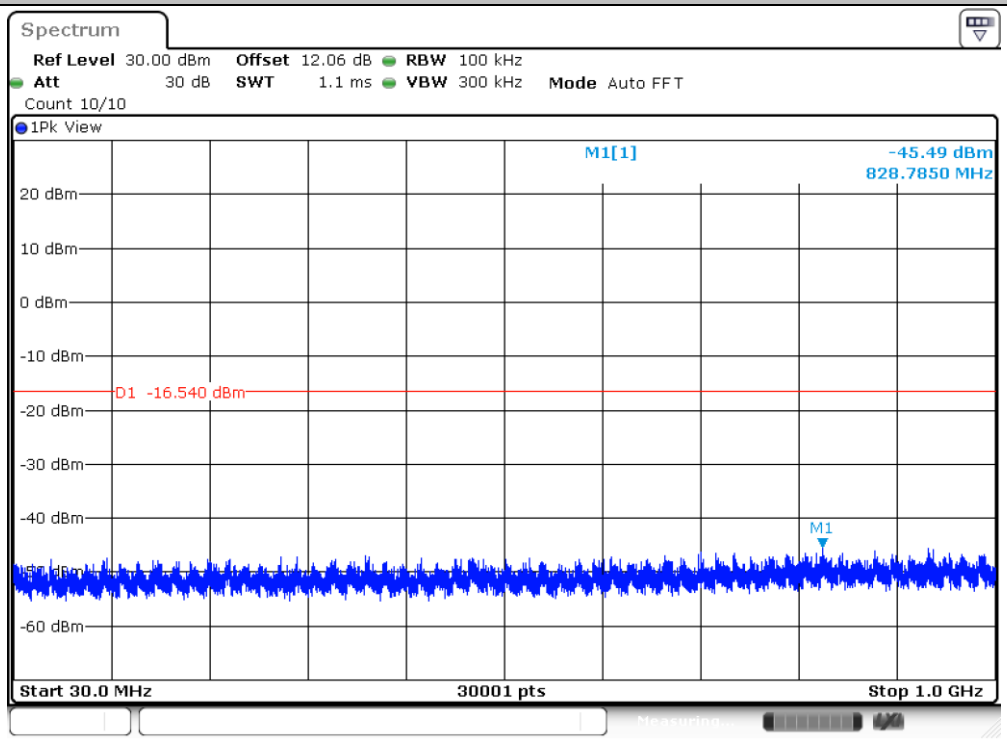

Date: 23.OCT.2024 10:50:04

11AX40MIMO_Ant6_2422_1000~26500

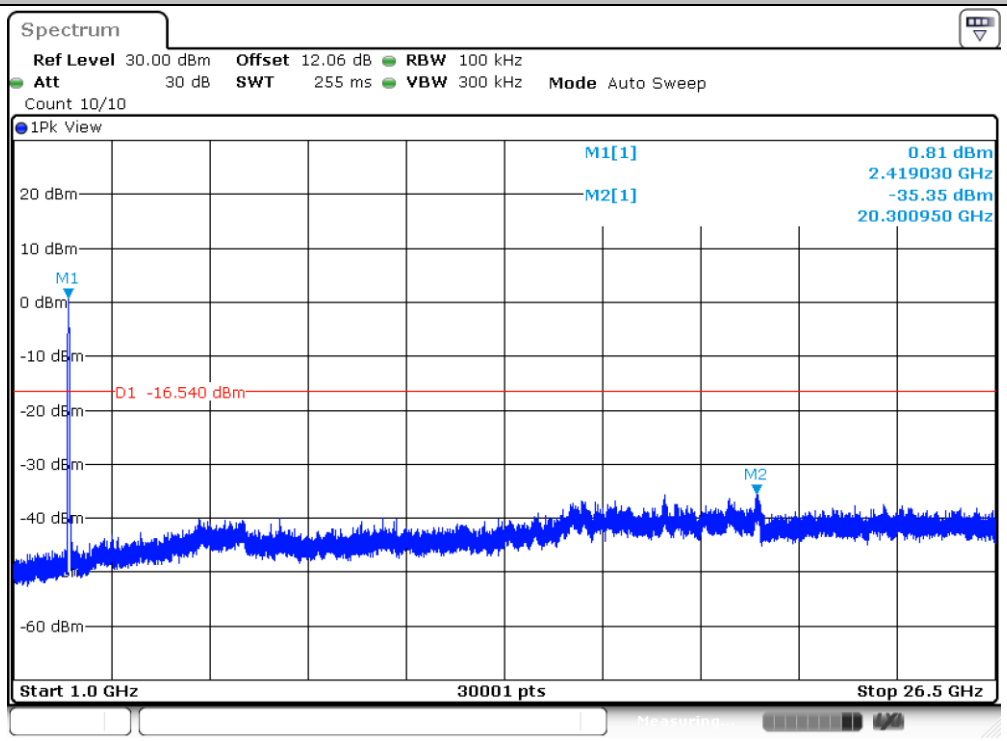

Date: 23.OCT.2024 10:50:26

11AX40MIMO_Ant7_2422_30~1000

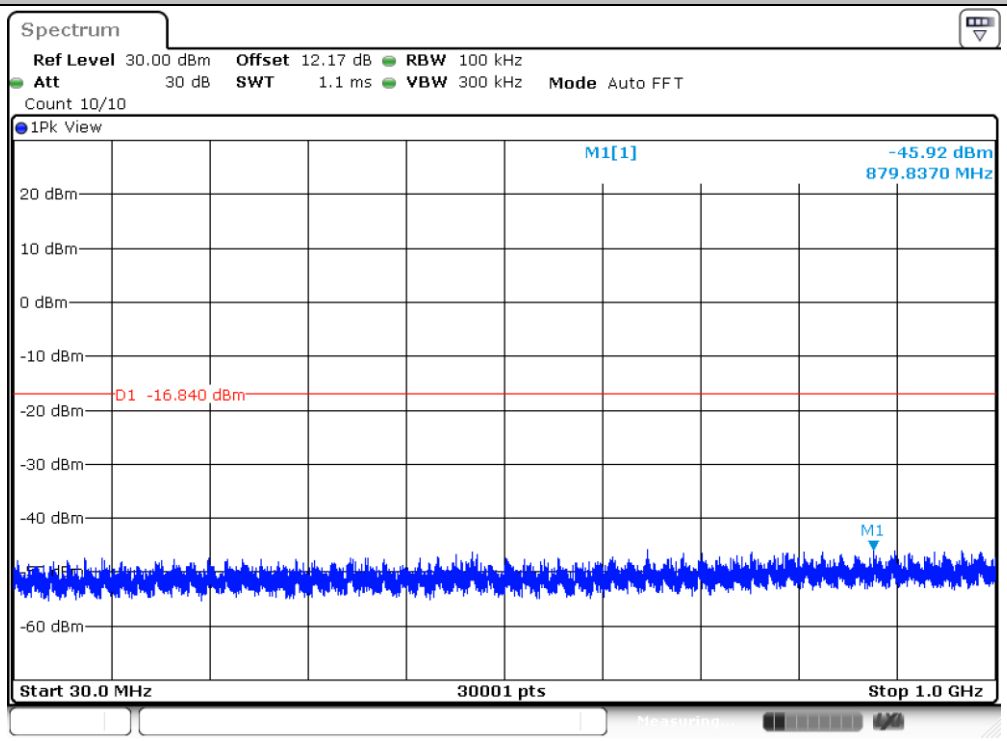

Date: 23.OCT.2024 10:51:46

11AX40MIMO_Ant7_2422_1000~26500

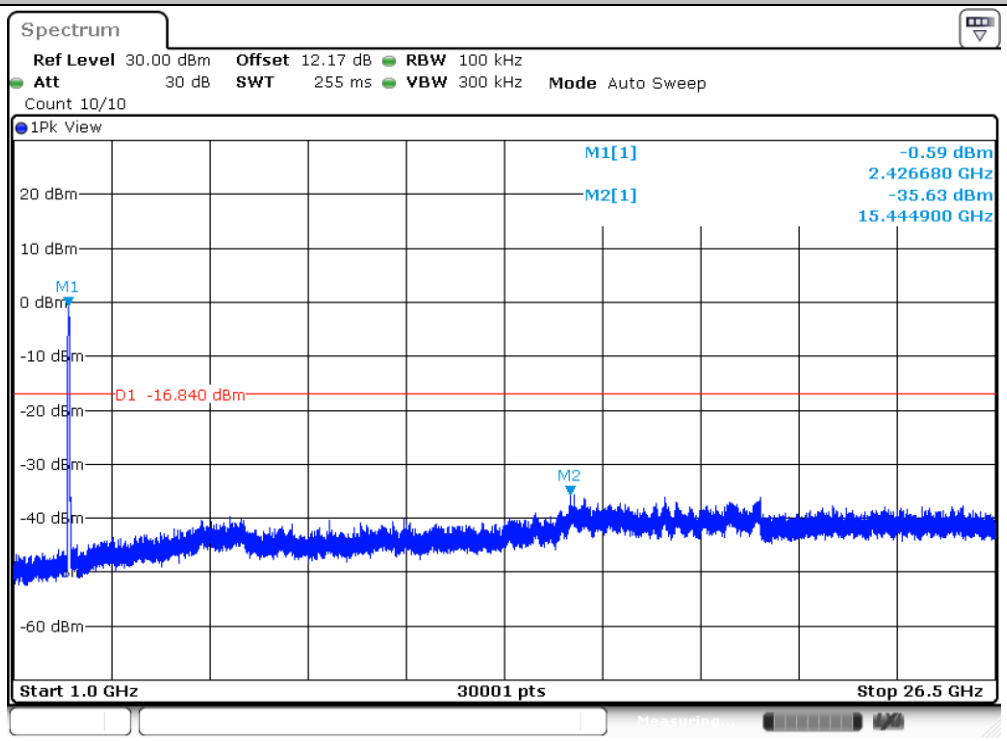

Date: 23.OCT.2024 10:52:08

11AX40MIMO_Ant6_2437_30~1000

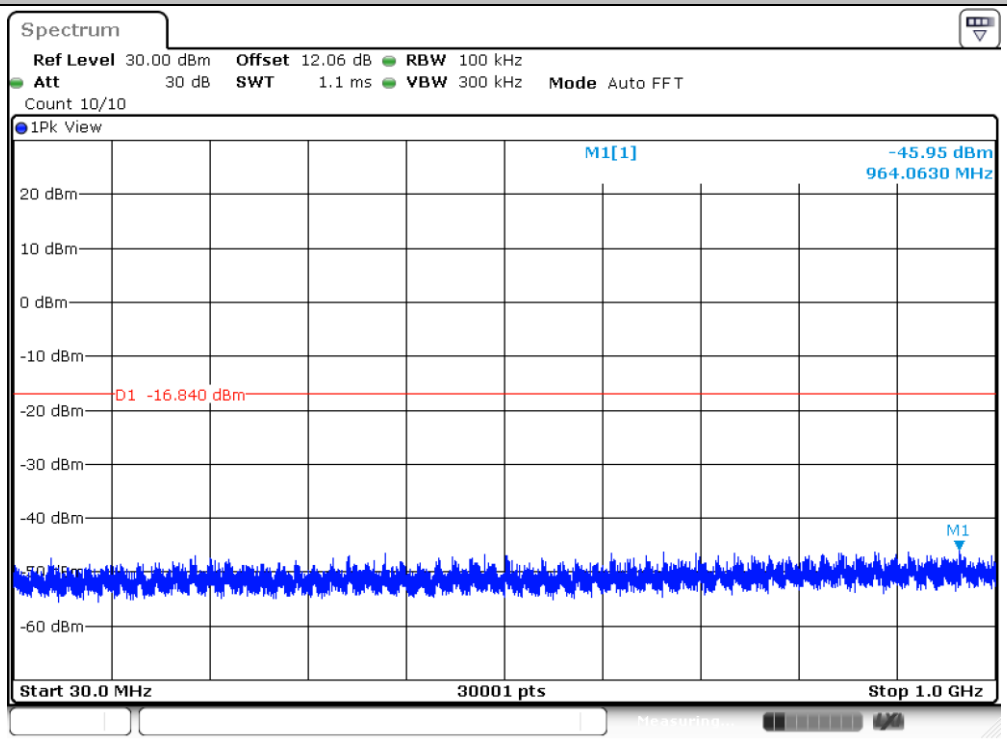

Date: 23.OCT.2024 10:53:26

11AX40MIMO_Ant6_2437_1000~26500

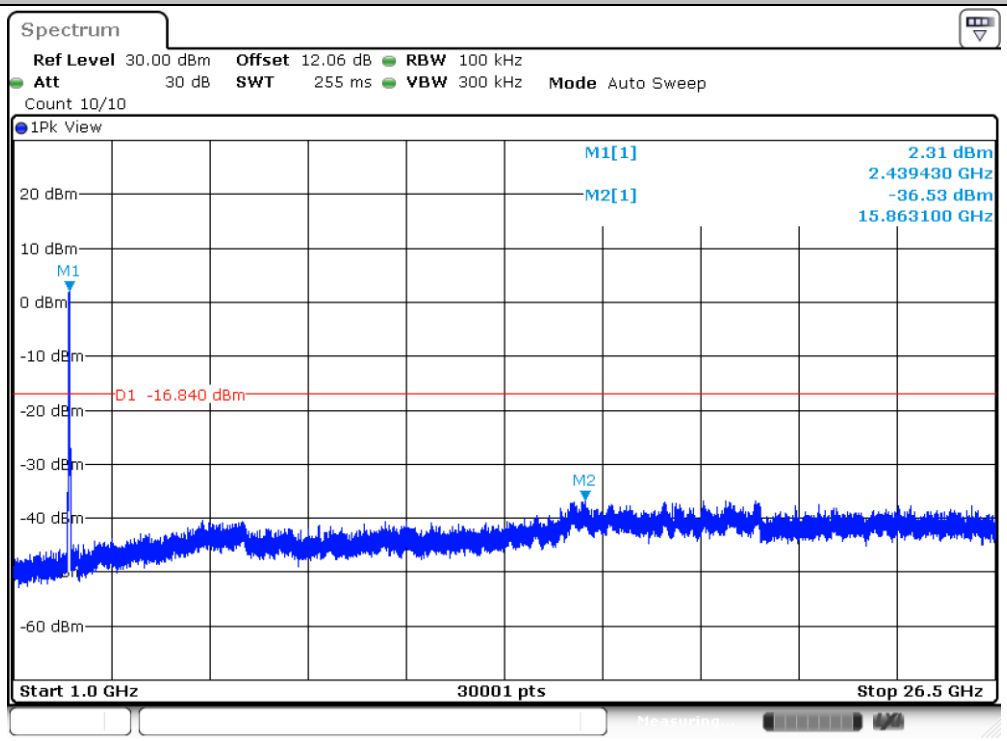

Date: 23.OCT.2024 10:53:48

11AX40MIMO_Ant7_2437_30~1000

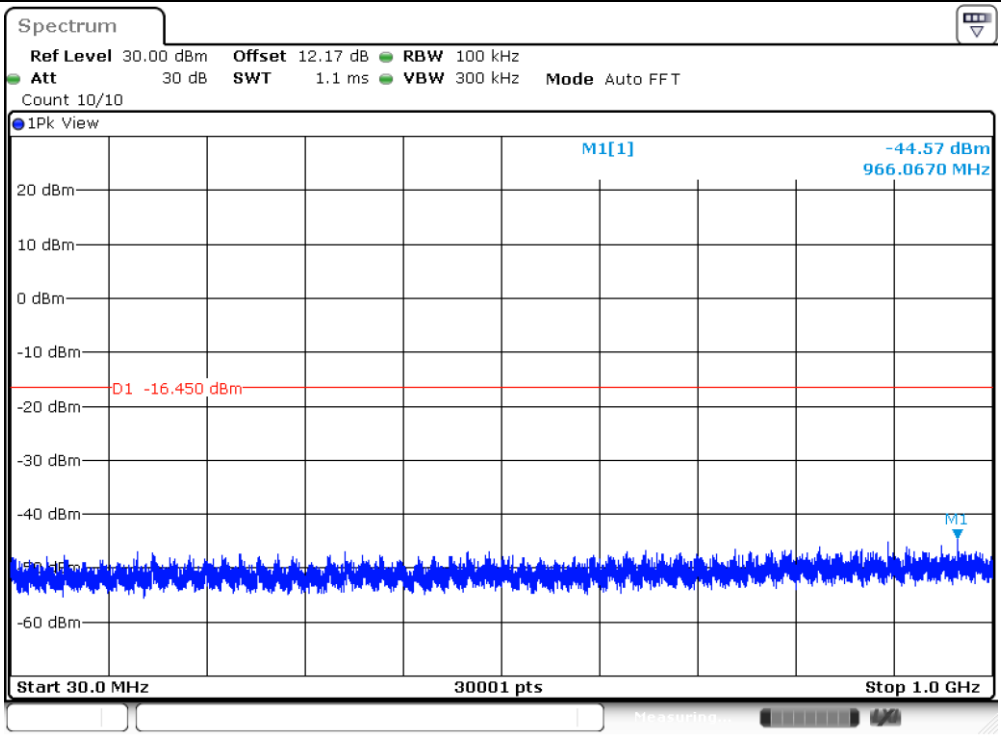

Date: 23.OCT.2024 10:54:37

11AX40MIMO_Ant7_2437_1000~26500

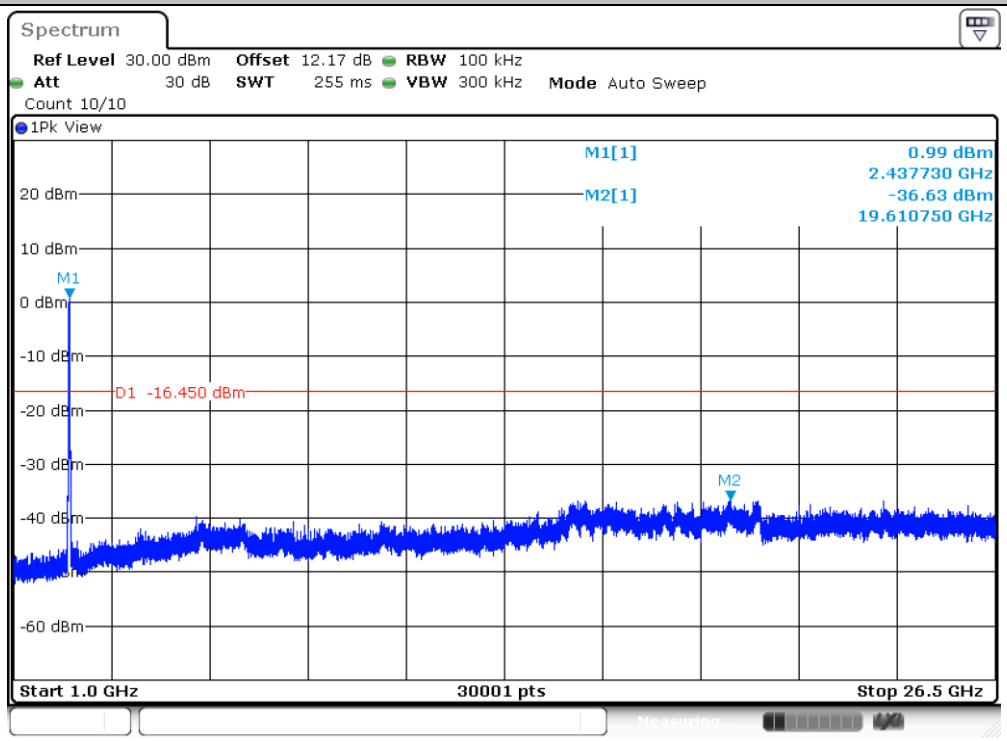

Date: 23.OCT.2024 10:54:59

11AX40MIMO_Ant6_2452_30~1000

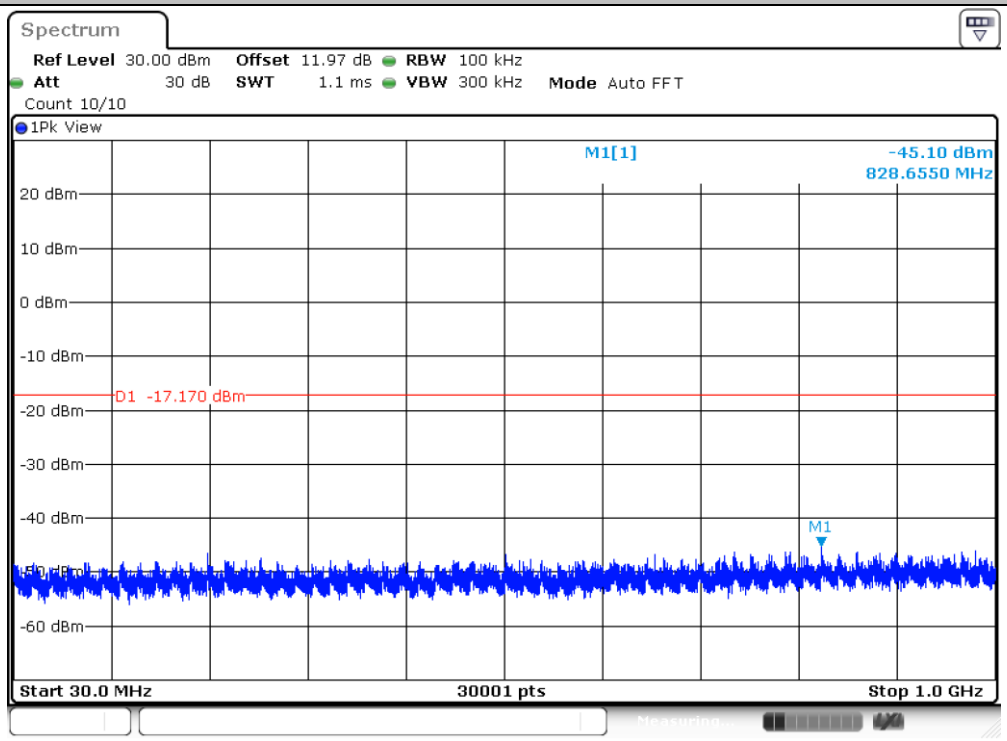

Date: 23.OCT.2024 10:56:08

11AX40MIMO_Ant6_2452_1000~26500

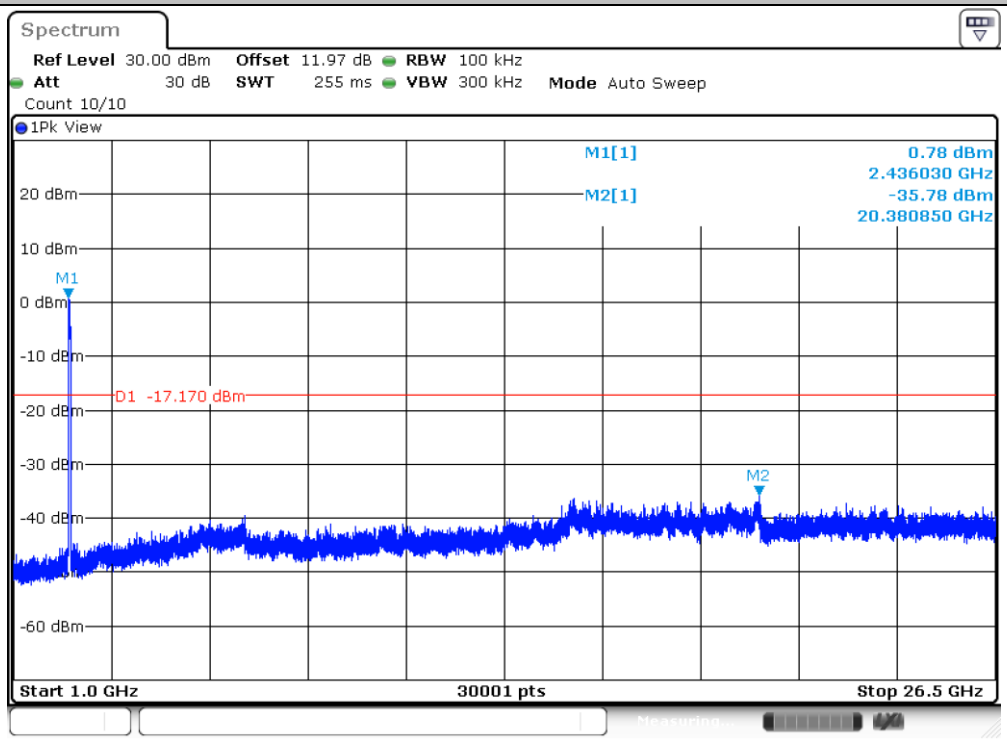

Date: 23.OCT.2024 10:56:30

11AX40MIMO_Ant7_2452_30~1000

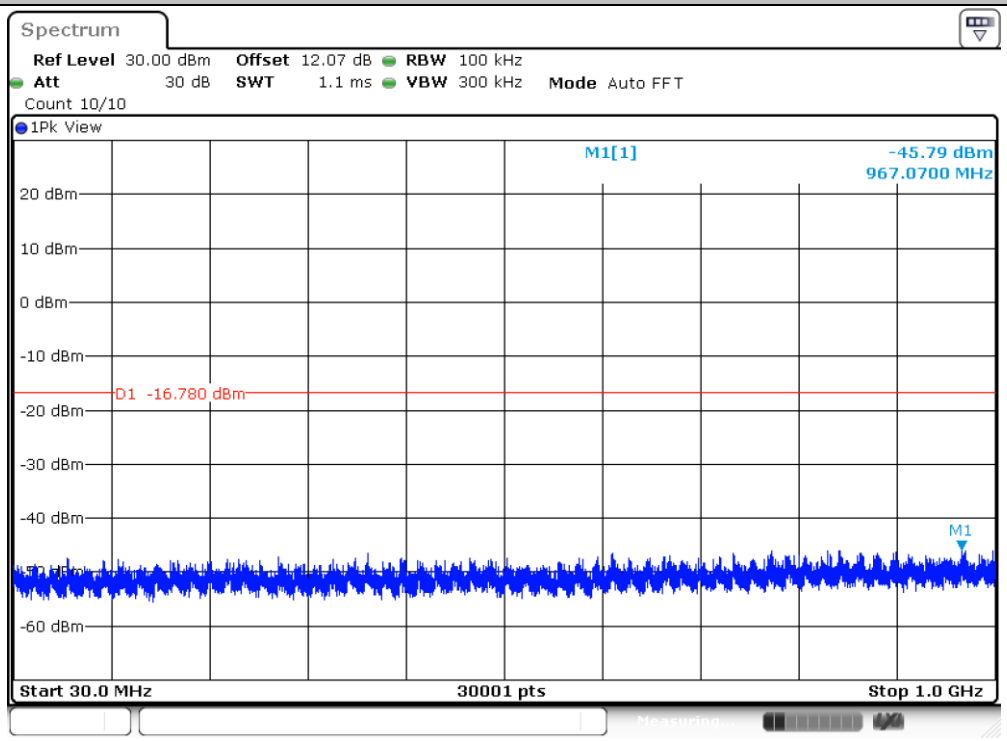

Date: 23.OCT.2024 10:57:31

11AX40MIMO_Ant7_2452_1000~26500

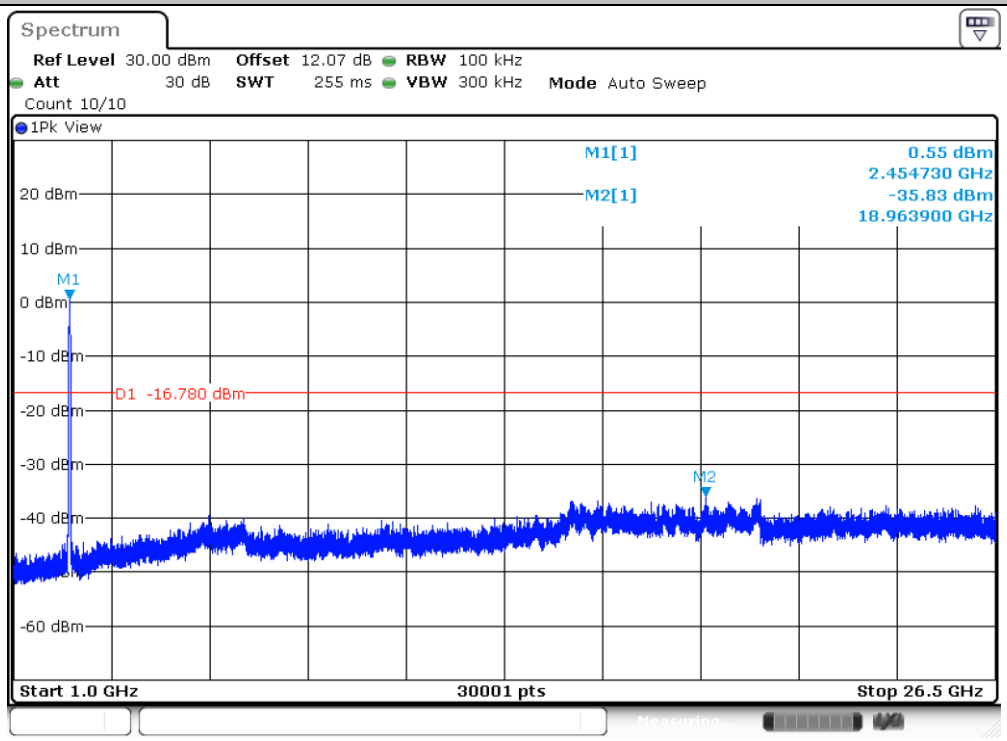

Date: 23.OCT.2024 10:57:53

Maximum power spectral density for 11ax Partial RU

Test Result

TestMode	Antenna	Freq(MHz)	RuSize	RuIndex	Result [dBm/3kHz]	Limit [dBm/3kHz]	Verdict
11AX20MIMO	Ant6	2412	26Tone	RU0	-7.82	≤8.00	PASS
			52Tone	RU37	-7.77	≤8.00	PASS
			106Tone	RU53	-7.89	≤8.00	PASS
	Ant7	2412	26Tone	RU0	-7.62	≤8.00	PASS
			52Tone	RU37	-7.25	≤8.00	PASS
			106Tone	RU53	-7.37	≤8.00	PASS
	total	2412	26Tone	RU0	-4.71	≤8.00	PASS
			52Tone	RU37	-4.49	≤8.00	PASS
			106Tone	RU53	-4.61	≤8.00	PASS
	Ant6	2462	26Tone	RU8	-8.52	≤8.00	PASS
			52Tone	RU40	-8.40	≤8.00	PASS
			106Tone	RU54	-7.99	≤8.00	PASS
	Ant7	2462	26Tone	RU8	-8.15	≤8.00	PASS
			52Tone	RU40	-7.34	≤8.00	PASS
			106Tone	RU54	-7.64	≤8.00	PASS
	total	2462	26Tone	RU8	-5.32	≤8.00	PASS
			52Tone	RU40	-4.83	≤8.00	PASS
			106Tone	RU54	-4.80	≤8.00	PASS

Test Graphs

11AX20MIMO_Ant6_2412_26Tone_RU0

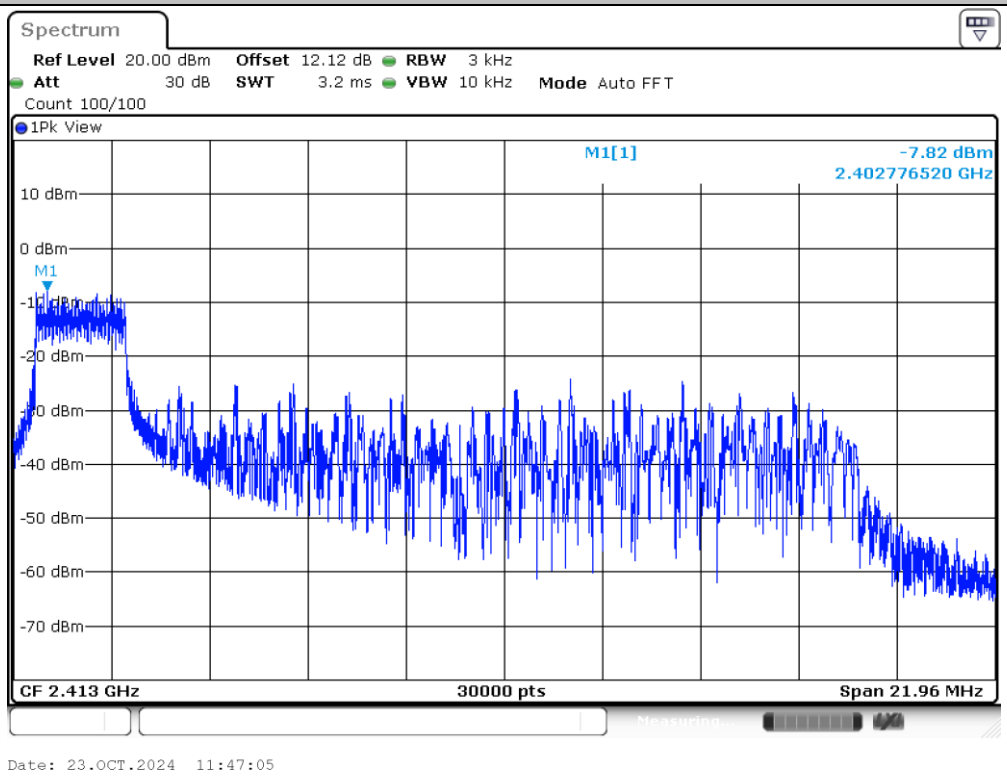

11AX20MIMO_Ant6_2412_52Tone_RU37

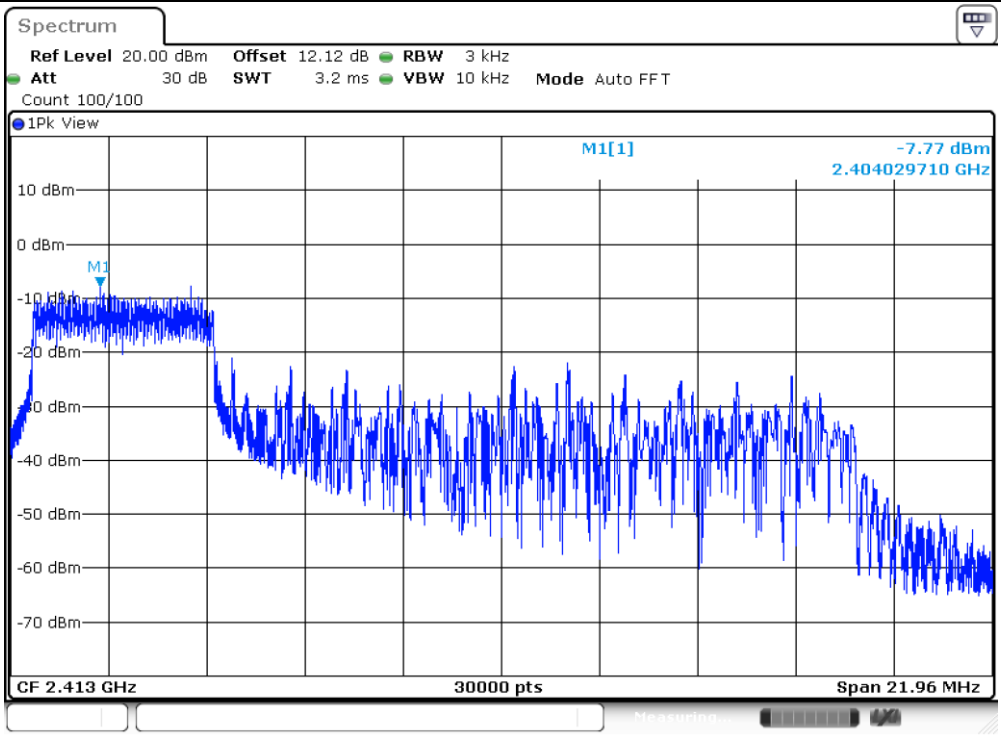

Date: 23.OCT.2024 13:10:12

11AX20MIMO_Ant6_2412_106Tone_RU53

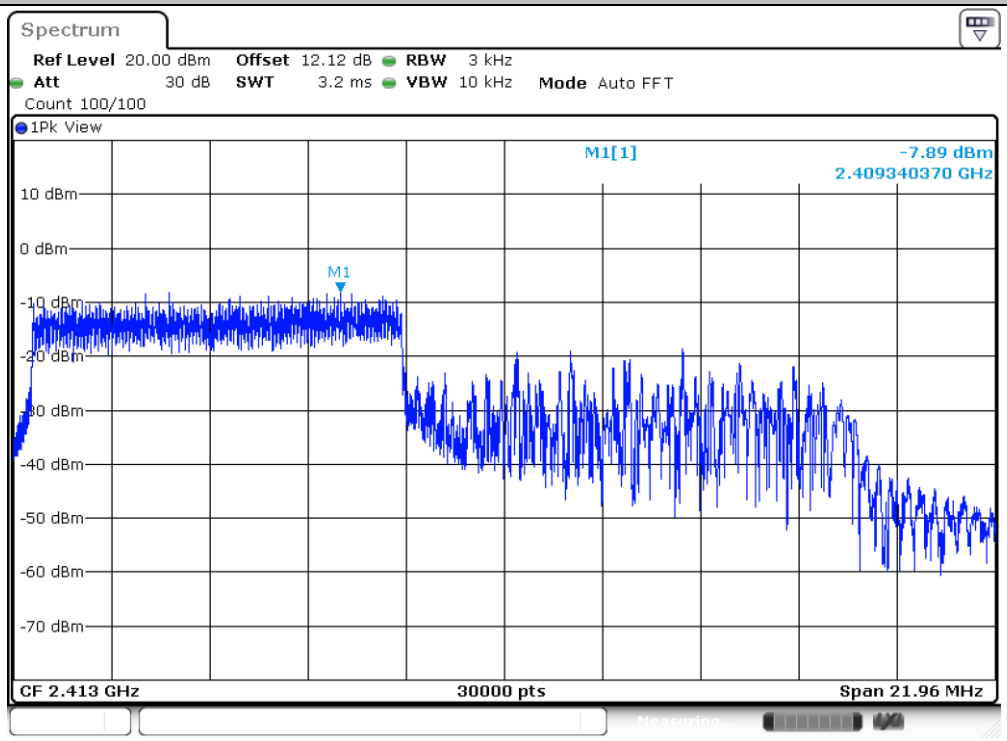

Date: 23.OCT.2024 13:14:36

11AX20MIMO_Ant7_2412_26Tone_RU0

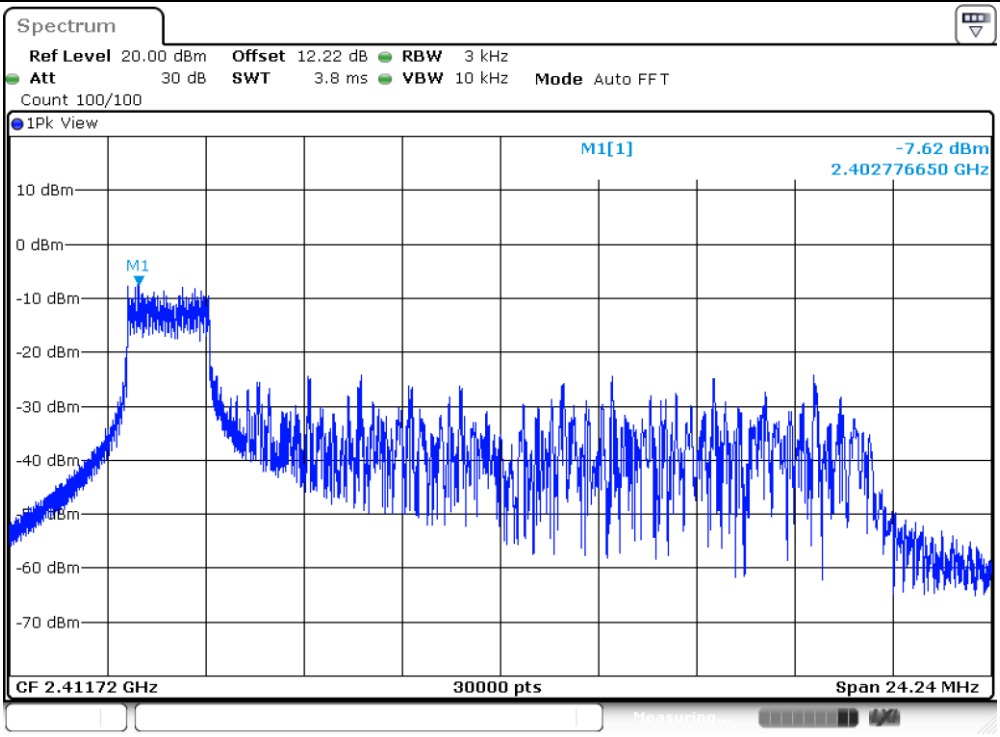

Date: 23.OCT.2024 11:47:14

11AX20MIMO_Ant7_2412_52Tone_RU37

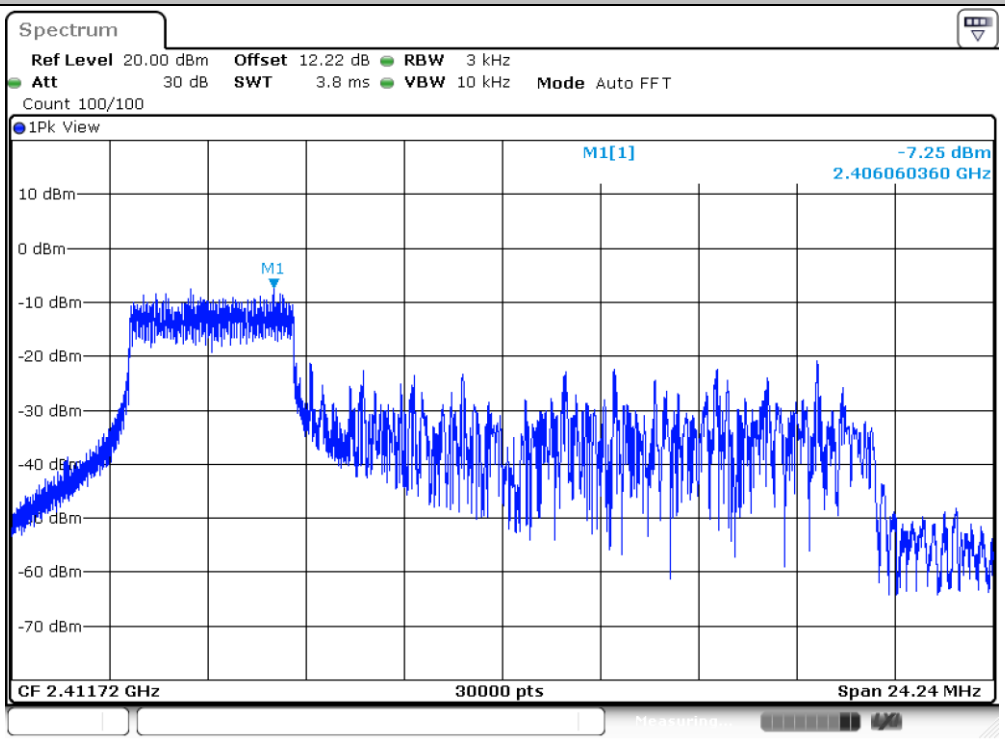

Date: 23.OCT.2024 13:11:52

11AX20MIMO_Ant7_2412_106Tone_RU53

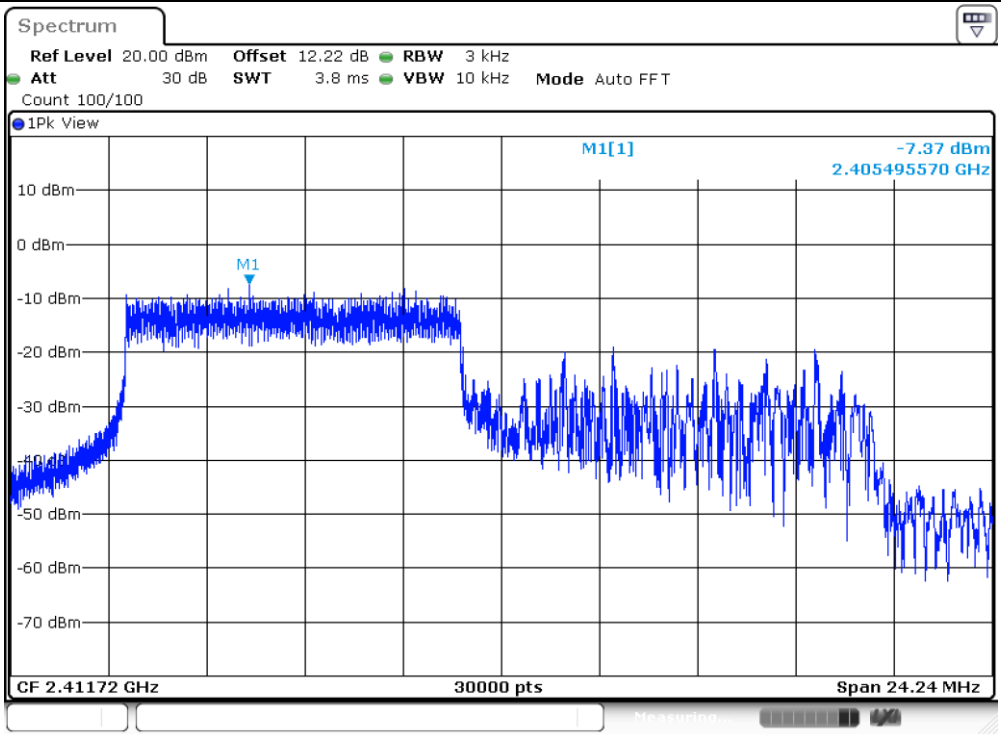

11AX20MIMO_Ant6_2462_26Tone_RU8

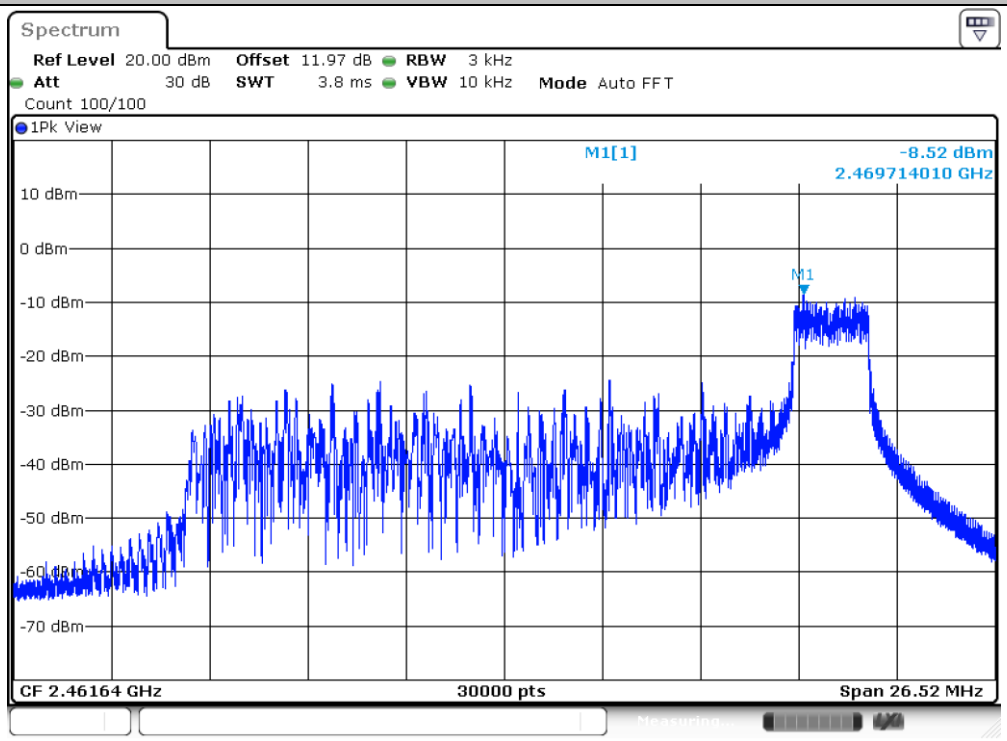

11AX20MIMO_Ant6_2462_52Tone_RU40

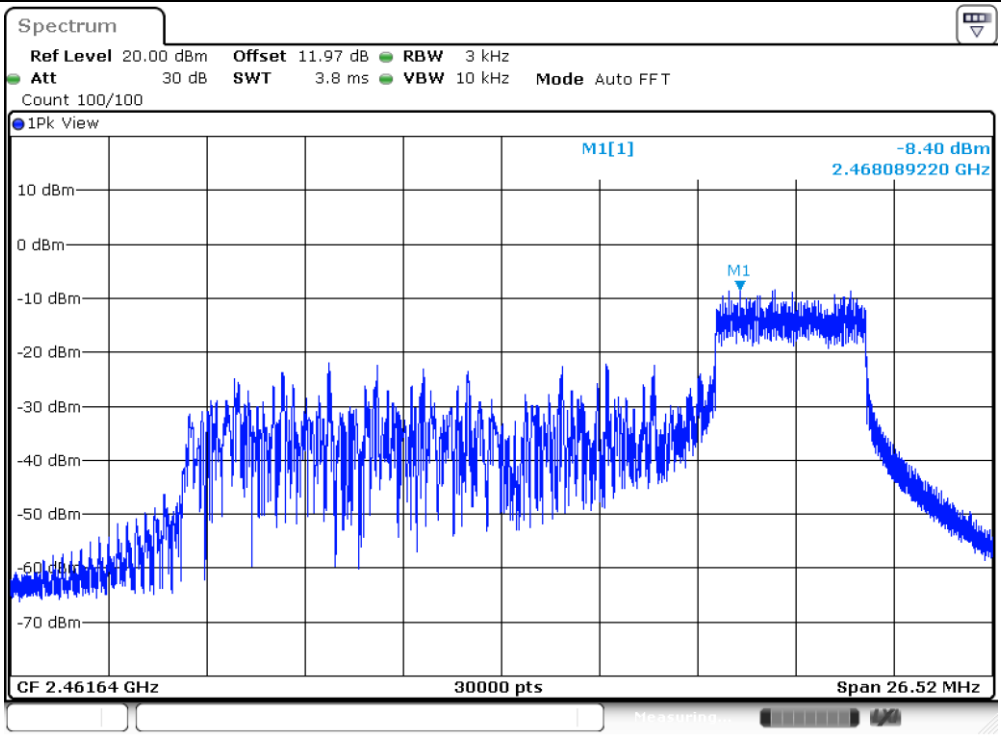

Date: 23.OCT.2024 13:23:23

11AX20MIMO_Ant6_2462_106Tone_RU54

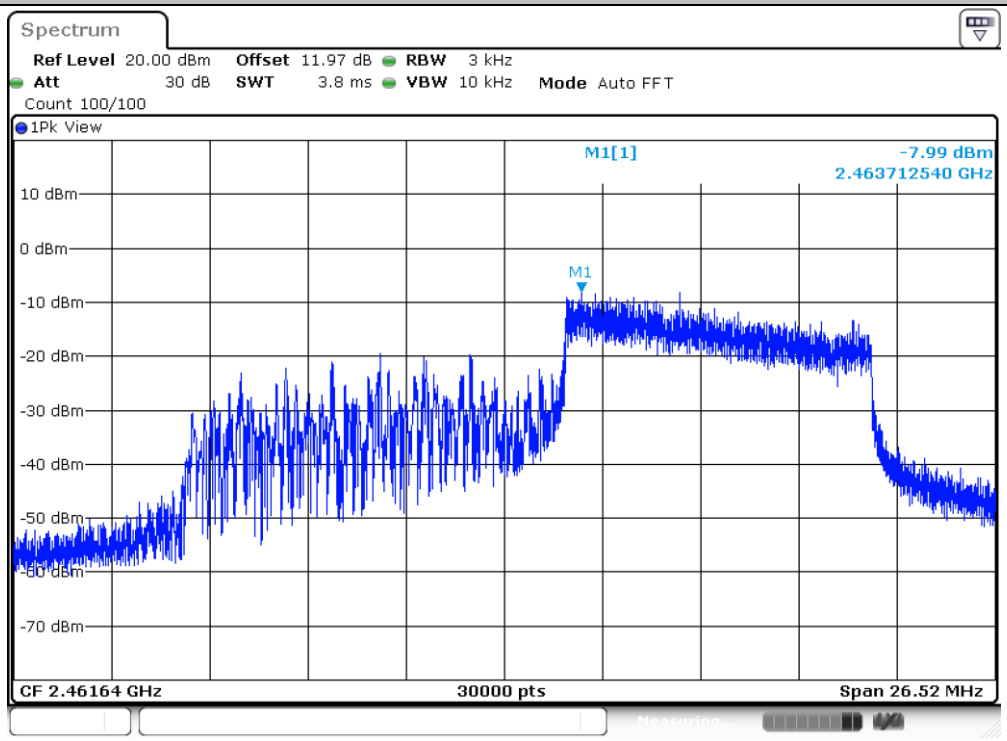

Date: 23.OCT.2024 13:33:39

11AX20MIMO_Ant7_2462_26Tone_RU8

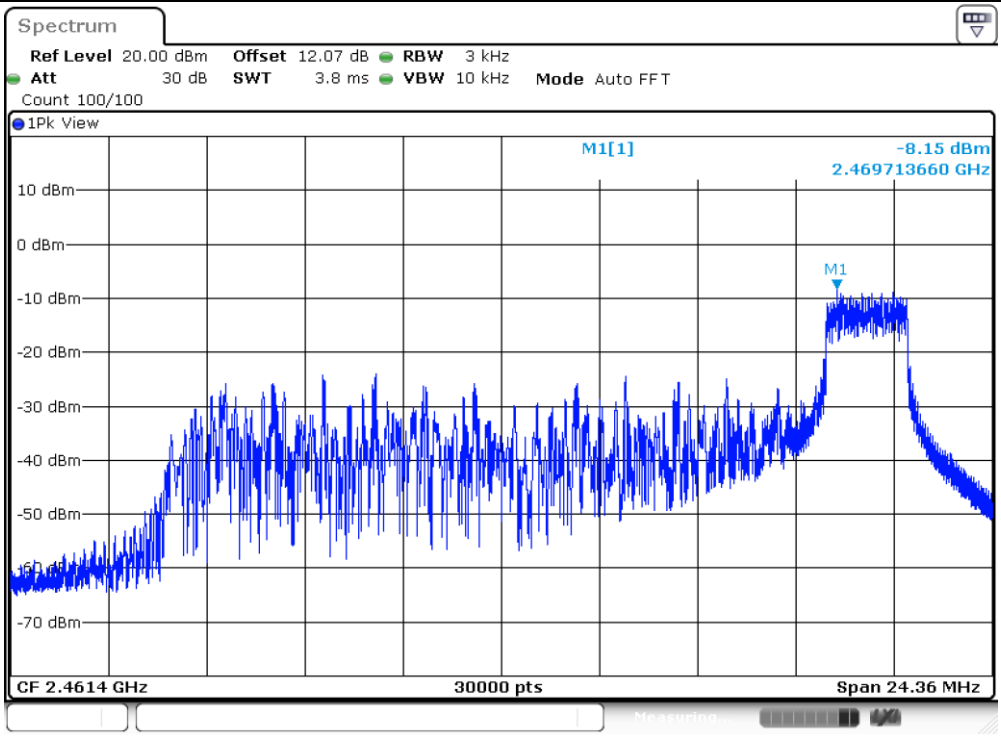

Date: 23.OCT.2024 13:21:24

11AX20MIMO_Ant7_2462_52Tone_RU40

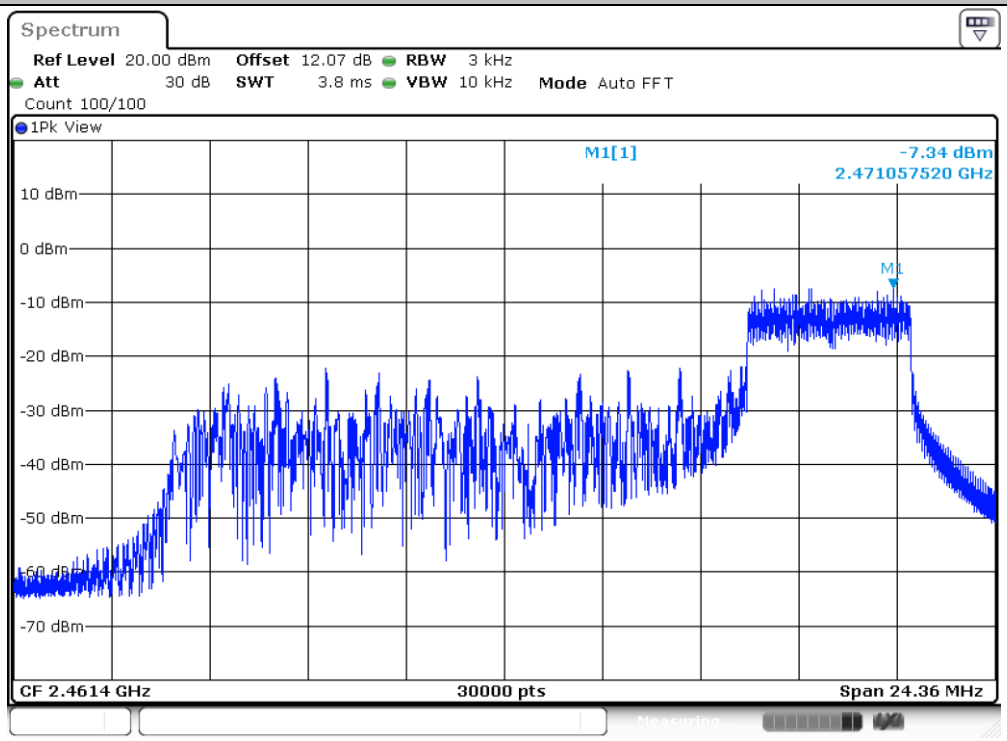

Date: 23.OCT.2024 13:25:39

11AX20MIMO_Ant7_2462_106Tone_RU54

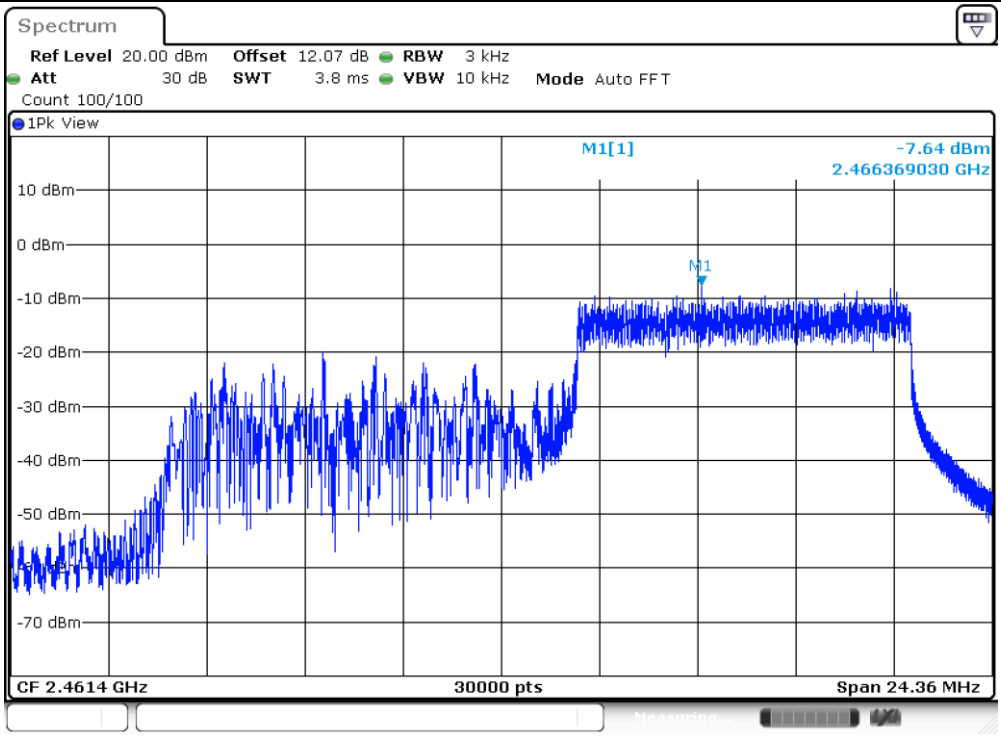

Appendix B. AC Conducted Emission Test Results

Test Engineer :	TaoZhang	**Temperature :**	22~24℃
		Relative Humidity :	44~50%
Test Voltage :	120Vac / 60Hz	**Phase :**	Line
Remark :	All emissions not reported here are more than 10 dB below the prescribed limit.		

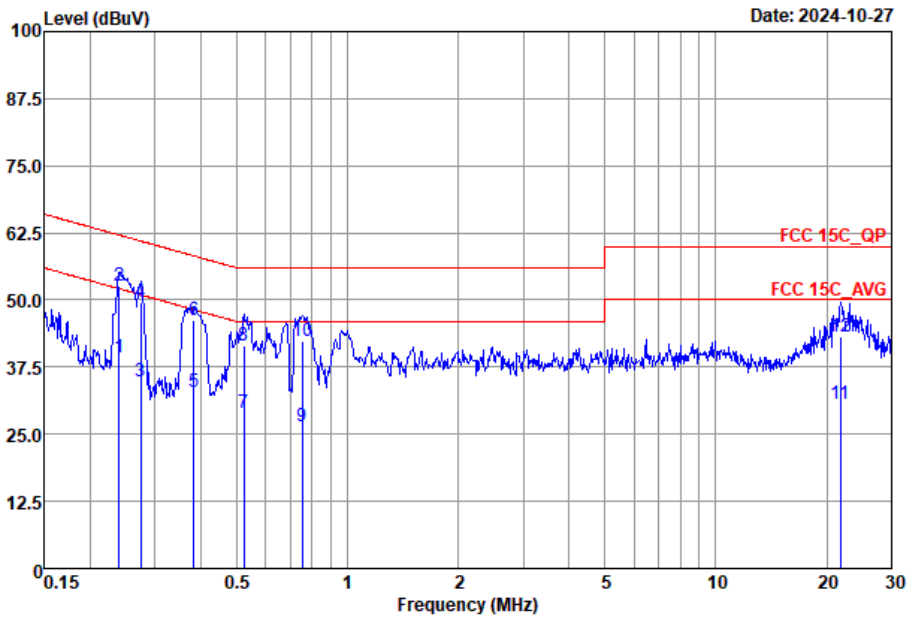

Site : CO02-SZ
Condition : FCC 15C_QP LISN_2024-L LINE

		Freq MHz	Level dBuV	Over Limit dB	Limit Line dBuV	Read Level dBuV	LISN Factor dB	Cable Loss dB	Remark
1		0.24	39.29	-12.79	52.08	19.10	10.04	10.15	Average
2	*	0.24	52.59	-9.49	62.08	32.40	10.04	10.15	QP
3		0.27	34.88	-16.10	50.98	14.70	10.03	10.15	Average
4		0.27	49.48	-11.50	60.98	29.30	10.03	10.15	QP
5		0.38	32.87	-15.34	48.21	12.70	9.99	10.18	Average
6		0.38	46.17	-12.04	58.21	26.00	9.99	10.18	QP
7		0.52	28.98	-17.02	46.00	8.80	9.98	10.20	Average
8		0.52	41.38	-14.62	56.00	21.20	9.98	10.20	QP
9		0.75	26.51	-19.49	46.00	6.30	9.98	10.23	Average
10		0.75	42.31	-13.69	56.00	22.10	9.98	10.23	QP
11		21.83	30.64	-19.36	50.00	10.60	9.53	10.51	Average
12		21.83	43.04	-16.96	60.00	23.00	9.53	10.51	QP

Test Engineer :	TaoZhang	**Temperature :**	22~24℃
		Relative Humidity :	44~50%
Test Voltage :	120Vac / 60Hz	**Phase :**	Neutral
Remark :	All emissions not reported here are more than 10 dB below the prescribed limit.		

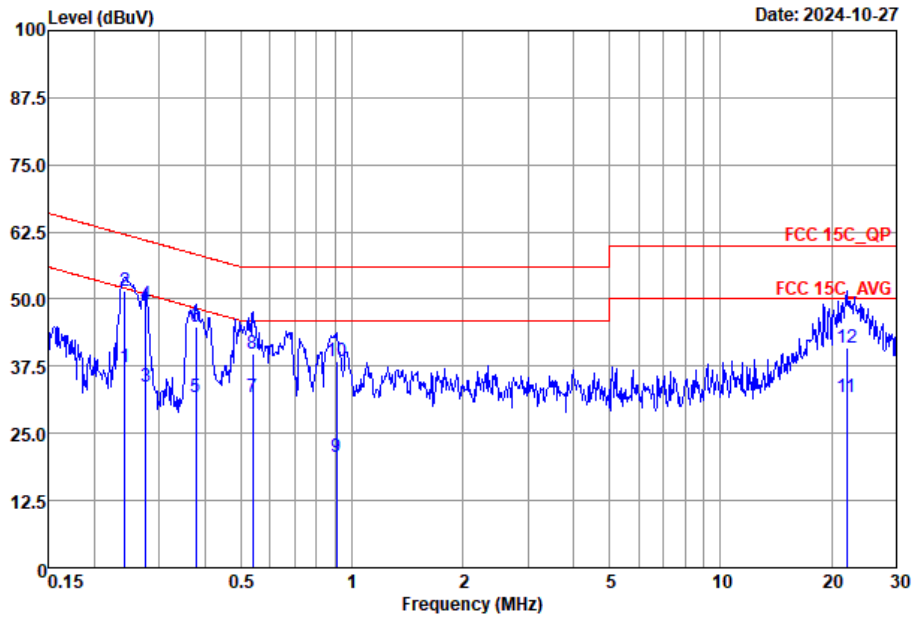

Site : CO02-SZ
Condition : FCC 15C_QP LISN_2024-N NEUTRAL

	Freq MHz	Level dBuV	Over Limit dB	Limit Line dBuV	Read Level dBuV	LISN Factor dB	Cable Loss dB	Remark
1	0.24	37.37	-14.67	52.04	17.20	10.02	10.15	Average
2 *	0.24	51.67	-10.37	62.04	31.50	10.02	10.15	QP
3	0.28	33.65	-17.29	50.94	13.50	10.00	10.15	Average
4	0.28	49.15	-11.79	60.94	29.00	10.00	10.15	QP
5	0.38	31.64	-16.70	48.34	11.50	9.97	10.17	Average
6	0.38	44.84	-13.50	58.34	24.70	9.97	10.17	QP
7	0.54	31.87	-14.13	46.00	11.70	9.96	10.21	Average
8	0.54	39.77	-16.23	56.00	19.60	9.96	10.21	QP
9	0.91	20.69	-25.31	46.00	0.50	9.96	10.23	Average
10	0.91	38.49	-17.51	56.00	18.30	9.96	10.23	QP
11	21.95	31.73	-18.27	50.00	11.40	9.82	10.51	Average
12	21.95	40.83	-19.17	60.00	20.50	9.82	10.51	QP

Note:

1. Level(dBμV) = Read Level(dBμV) + LISN Factor(dB) + Cable Loss(dB)
2. Over Limit(dB) = Level(dBμV) – Limit Line(dBμV)

Appendix C. Radiated Spurious Emission Test Data

Test Engineer :	Shunping You	Relative Humidity :	50%
		Temperature :	20-24℃

Radiated Spurious Emission Test Modes

Mode	Band (MHz)	Antenna	Modulation	Channel	Frequency	Data Rate	RU	Remark
Mode 11	2400-2483.5	CDD 6+7	802.11b	01	2412	1Mbps	-	-
Mode 12	2400-2483.5	CDD 6+7	802.11b	06	2437	1Mbps	-	-
Mode 13	2400-2483.5	CDD 6+7	802.11b	11	2462	1Mbps	-	-
Mode 14	2400-2483.5	CDD 6+7	802.11g	01	2412	6Mbps	-	-
Mode 15	2400-2483.5	CDD 6+7	802.11g	06	2437	6Mbps	-	-
Mode 16	2400-2483.5	CDD 6+7	802.11g	11	2462	6Mbps	-	-
Mode 17	2400-2483.5	CDD 6+7	802.11ax HE20	01	2412	MCS0	Full RU	-
Mode 18	2400-2483.5	CDD 6+7	802.11ax HE20	06	2437	MCS0	Full RU	-
Mode 19	2400-2483.5	CDD 6+7	802.11ax HE20	11	2462	MCS0	Full RU	-
Mode 20	2400-2483.5	CDD 6+7	802.11ax HE40	03	2422	MCS0	Full RU	-
Mode 21	2400-2483.5	CDD 6+7	802.11ax HE40	09	2452	MCS0	Full RU	-
Mode 22	2400-2483.5	CDD 6+7	802.11ax HE20	01	2412	MCS0	Partial_RU 52/37	-
Mode 23	2400-2483.5	CDD 6+7	802.11ax HE20	11	2462	MCS0	Partial_RU 106/54	-
Mode 24	2400-2483.5	CDD 6+7	802.11g	01	LF	6Mbps	-	-
Mode 26	Co-TX	CDD 6+7	802.11g	01	2412	6Mbps	-	-
		3	Part 96 n48	-	-	-	-	-

Summary of each worse mode

Mode	Modulation	Ch.	Freq. (MHz)	Level (dBuV/m)	Limit (dBuV/m)	Margin (dB)	Pol.	Peak Avg.	Result	Remark
11	802.11b	01	2389.17	39.33	54.00	-14.67	H	AVERAGE	Pass	Band Edge
11	802.11b	01	4824.00	39.71	74.00	-34.29	V	Peak	Pass	Harmonic
12	802.11b	06	-	-	-	-	-	-	-	Band Edge
12	802.11b	06	7311.00	44.14	74.00	-29.86	V	Peak	Pass	Harmonic
13	802.11b	11	2484.84	39.87	54.00	-14.13	H	AVERAGE	Pass	Band Edge
13	802.11b	11	7386.00	44.32	74.00	-29.68	V	Peak	Pass	Harmonic
14	802.11g	01	2389.95	50.73	54.00	-3.27	H	AVERAGE	Pass	Band Edge
14	802.11g	01	4824.00	40.87	74.00	-33.13	V	Peak	Pass	Harmonic
15	802.11g	06	-	-	-	-	-	-	-	Band Edge
15	802.11g	06	7311.00	44.30	74.00	-29.70	H	Peak	Pass	Harmonic
16	802.11g	11	2483.55	47.05	54.00	-6.95	H	AVERAGE	Pass	Band Edge
16	802.11g	11	7386.00	43.21	74.00	-30.79	V	Peak	Pass	Harmonic
17	802.11ax HE20	01	2389.95	50.62	54.00	-3.38	H	AVERAGE	Pass	Band Edge
17	802.11ax HE20	01	4824.00	40.94	74.00	-33.06	H	Peak	Pass	Harmonic
18	802.11ax HE20	06	-	-	-	-	-	-	-	Band Edge
18	802.11ax HE20	06	7311.00	44.32	74.00	-29.68	H	Peak	Pass	Harmonic
19	802.11ax HE20	11	2483.51	47.33	54.00	-6.67	V	AVERAGE	Pass	Band Edge
19	802.11ax HE20	11	7386.00	44.48	74.00	-29.52	H	Peak	Pass	Harmonic
20	802.11ax HE40	03	2389.97	50.58	54.00	-3.42	H	AVERAGE	Pass	Band Edge
20	802.11ax HE40	03	-	-	-	-	-	-	-	Harmonic
21	802.11ax HE40	09	2483.73	47.71	54.00	-6.29	H	AVERAGE	Pass	Band Edge
21	802.11ax HE40	09	-	-	-	-	-	-	-	Harmonic
22	802.11ax HE20	01	2389.56	45.83	54.00	-8.17	H	AVERAGE	Pass	Band Edge
22	802.11ax HE20	01	-	-	-	-	-	-	-	Harmonic
23	802.11ax HE20	11	2483.51	63.96	74.00	-10.04	H	PEAK	Pass	Band Edge
23	802.11ax HE20	11	-	-	-	-	-	-	-	Harmonic
24	802.11g	01	948.59	32.41	46	-13.59	H	PEAK	Pass	LF
26	CO-TX	-	2389.95	48.96	54.00	-5.04	H	AVERAGE	Pass	Band Edge
26		-	4824.00	40.37	74.00	-33.63	H	Peak	Pass	Harmonic

Mode	11	
	Band Edge	
	2400-2483.5_802.11b_CH01_2412MHz	
ANT	CDD 6+7	
Pol.	Horizontal	Fundamental
Peak	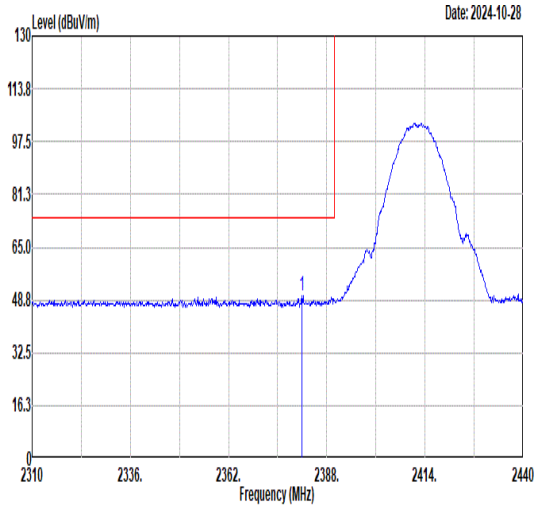 Freq Level Limit Line Margin Read Level Ant Factor Cable Loss Preamp Factor APos TPos Remark MHz dBuV/m dBuV/m dB dBuV dB/m dB dB cm deg 1 2381.37 50.16 74.00 -23.84 48.32 30.62 4.79 33.57 196 0 PEAK	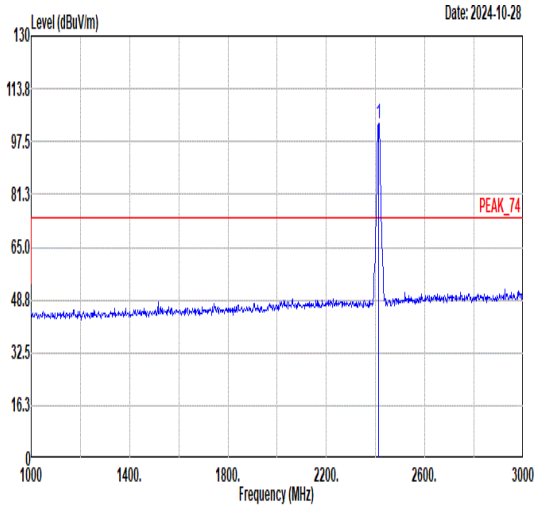 Freq Level Limit Line Margin Read Level Ant Factor Cable Loss Preamp Factor APos TPos Remark MHz dBuV/m dBuV/m dB dBuV dB/m dB dB cm deg 1 2412.00 103.08 ------ ------ 101.17 30.64 4.82 33.55 196 0 PEAK
Avg	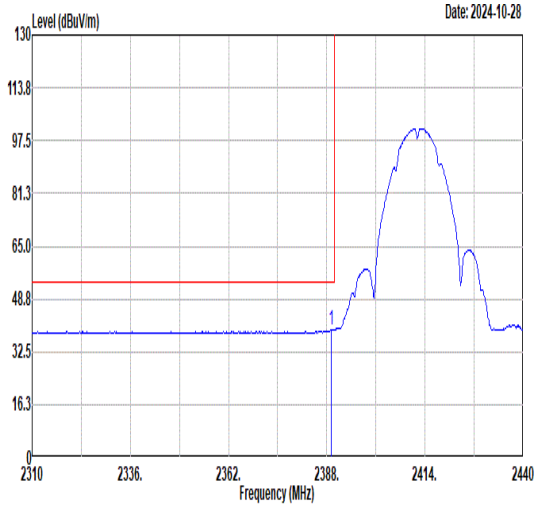 Freq Level Limit Line Margin Read Level Ant Factor Cable Loss Preamp Factor APos TPos Remark MHz dBuV/m dBuV/m dB dBuV dB/m dB dB cm deg 1 2389.17 39.33 54.00 -14.67 37.50 30.61 4.79 33.57 196 0 AVERAGE	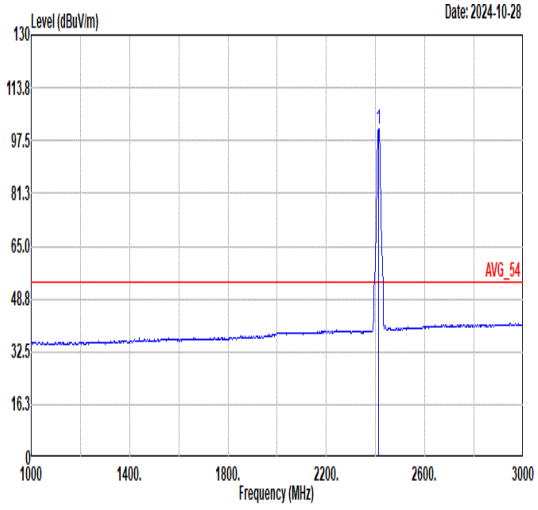 Freq Level Limit Line Margin Read Level Ant Factor Cable Loss Preamp Factor APos TPos Remark MHz dBuV/m dBuV/m dB dBuV dB/m dB dB cm deg 1 2412.00 100.93 ------ ------ 99.02 30.64 4.82 33.55 196 0 AVERAGE

Mode	11	
	Band Edge	
	2400-2483.5_802.11b_CH01_2412MHz	
ANT	CDD 6+7	
Pol.	Vertical	Fundamental
Peak	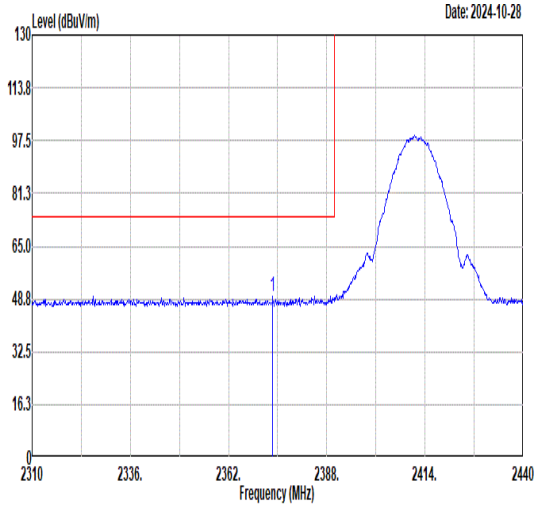 Freq Level Limit Line Margin Read Level Ant Factor Cable Loss Preamp Factor APos TPos Remark MHz dBuV/m dBuV/m dB dBuV dB/m dB dB cm deg 1 2373.70 49.49 74.00 -24.51 47.65 30.64 4.78 33.58 387 235 PEAK	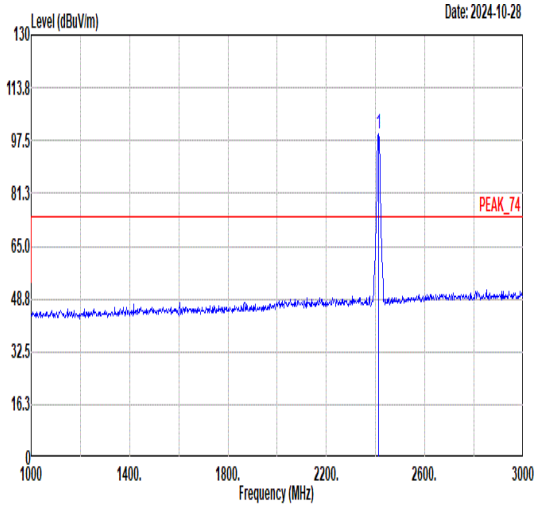 Freq Level Limit Line Margin Read Level Ant Factor Cable Loss Preamp Factor APos TPos Remark MHz dBuV/m dBuV/m dB dBuV dB/m dB dB cm deg 1 2412.00 99.64 ------ ------ 97.73 30.64 4.82 33.55 387 235 PEAK
Avg	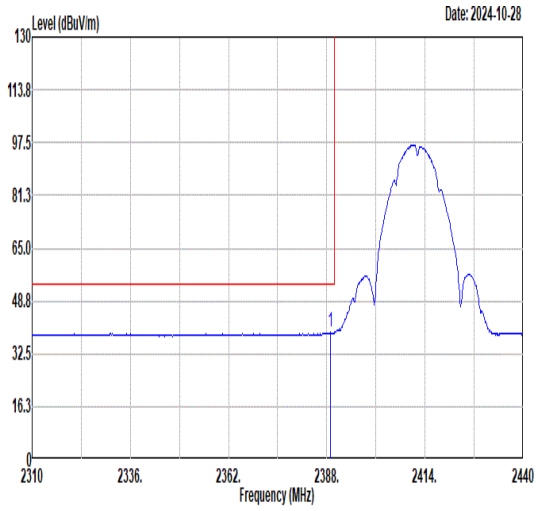 Freq Level Limit Line Margin Read Level Ant Factor Cable Loss Preamp Factor APos TPos Remark MHz dBuV/m dBuV/m dB dBuV dB/m dB dB cm deg 1 2389.04 39.08 54.00 -14.92 37.25 30.61 4.79 33.57 387 235 AVERAGE	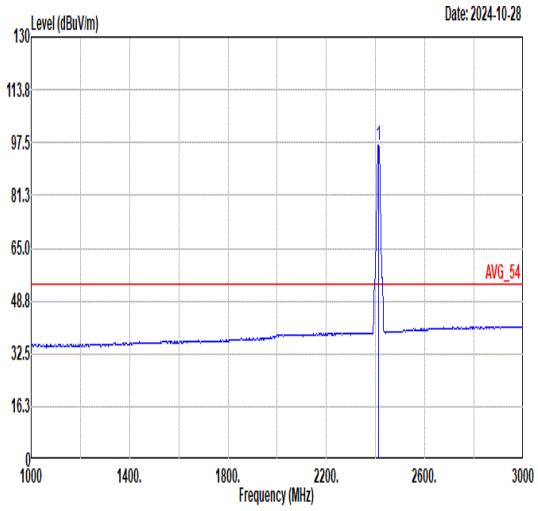 Freq Level Limit Line Margin Read Level Ant Factor Cable Loss Preamp Factor APos TPos Remark MHz dBuV/m dBuV/m dB dBuV dB/m dB dB cm deg 1 2412.00 96.79 ------ ------ 94.88 30.64 4.82 33.55 387 235 AVERAGE

Mode	11	
	Harmonic	
	2400-2483.5_802.11b_CH01_2412MHz	
ANT	CDD 6+7	
Pol.	Horizontal	Vertical
Peak Avg	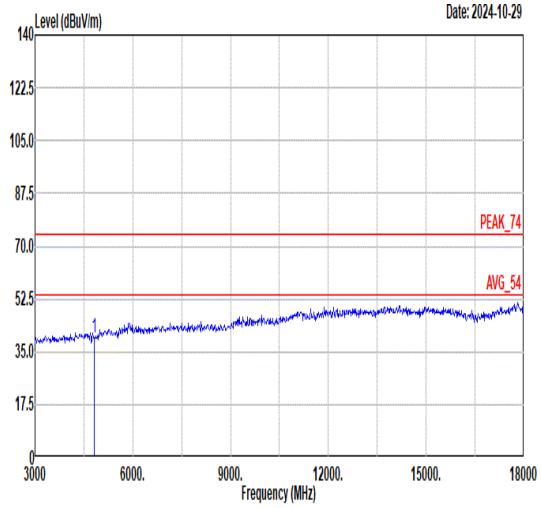 Freq Level Limit Line Margin Read Level Ant Factor Cable Loss Preamp Factor APos TPos Remark MHz dBuV/m dBuV/m dB dBuV dB/m dB dB cm deg 1 4824.00 39.55 74.00 -34.45 62.77 34.26 7.75 65.23 -- -- Peak	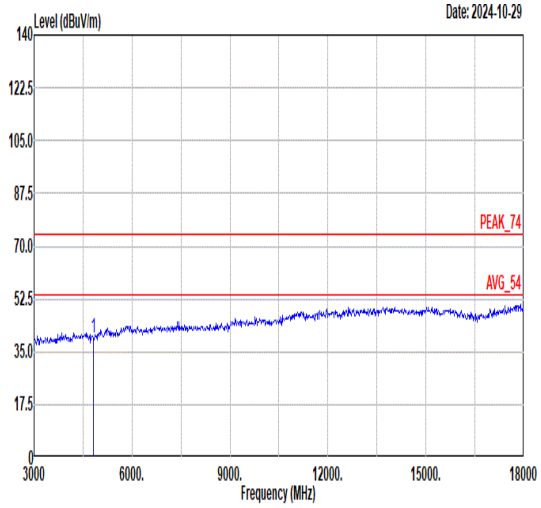 Freq Level Limit Line Margin Read Level Ant Factor Cable Loss Preamp Factor APos TPos Remark MHz dBuV/m dBuV/m dB dBuV dB/m dB dB cm deg 1 4824.00 39.71 74.00 -34.29 62.93 34.26 7.75 65.23 -- -- Peak

Mode	12	
	Harmonic	
	2400-2483.5_802.11b_CH06_2437MHz	
ANT	CDD 6+7	
Pol.	Horizontal	Vertical
Peak Avg	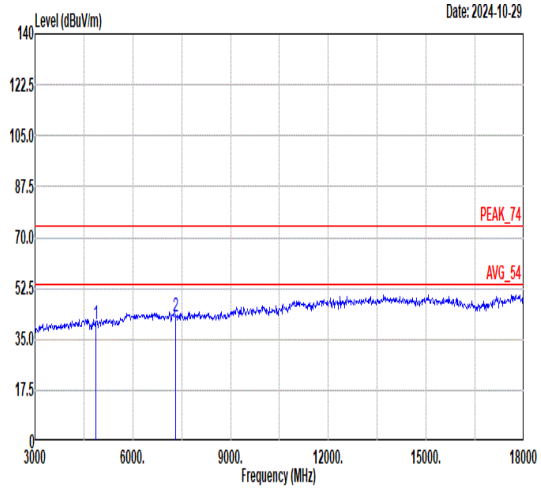 Freq Level Limit Line Margin Read Level Ant Factor Cable Loss Preamp Factor APos TPos Remark MHz dBuV/m dBuV/m dB dBuV dB/m dB dB cm deg 1 4874.00 40.03 74.00 -33.97 63.18 34.33 7.77 65.25 -- -- Peak 2 7311.00 43.06 74.00 -30.94 63.34 35.44 8.93 64.65 -- -- Peak	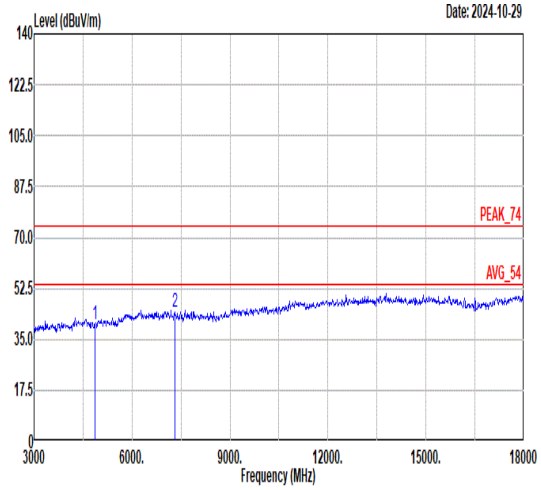 Freq Level Limit Line Margin Read Level Ant Factor Cable Loss Preamp Factor APos TPos Remark MHz dBuV/m dBuV/m dB dBuV dB/m dB dB cm deg 1 4874.00 40.16 74.00 -33.84 63.31 34.33 7.77 65.25 -- -- Peak 2 7311.00 44.14 74.00 -29.86 64.42 35.44 8.93 64.65 -- -- Peak

Mode	13	
	Band Edge	
	2400-2483.5_802.11b_CH11_2462MHz	
ANT	CDD 6+7	
Pol.	Horizontal	Fundamental
Peak	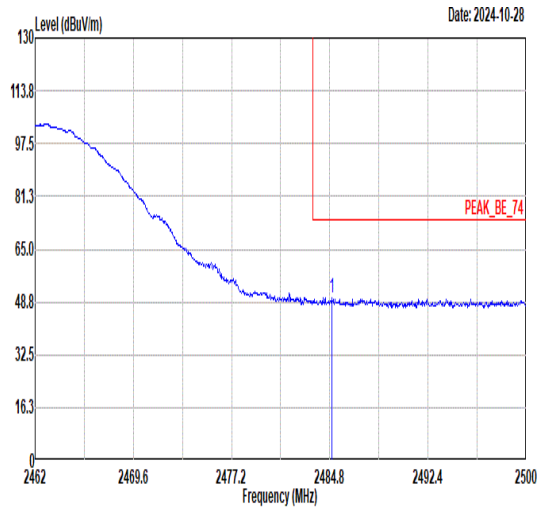 Freq Level Limit Line Margin Read Level Ant Factor Cable Loss Preamp Factor APos TPos Remark MHz dBuV/m dBuV/m dB dBuV dB/m dB dB cm deg 1 2484.99 50.07 74.00 -23.93 47.80 30.86 4.92 33.51 157 0 PEAK	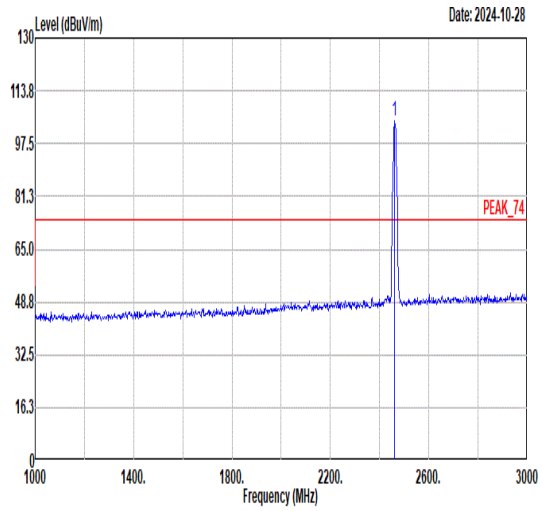 Freq Level Limit Line Margin Read Level Ant Factor Cable Loss Preamp Factor APos TPos Remark MHz dBuV/m dBuV/m dB dBuV dB/m dB dB cm deg 1 2462.00 104.43 ------ ------ 102.30 30.77 4.89 33.53 157 0 PEAK
Avg	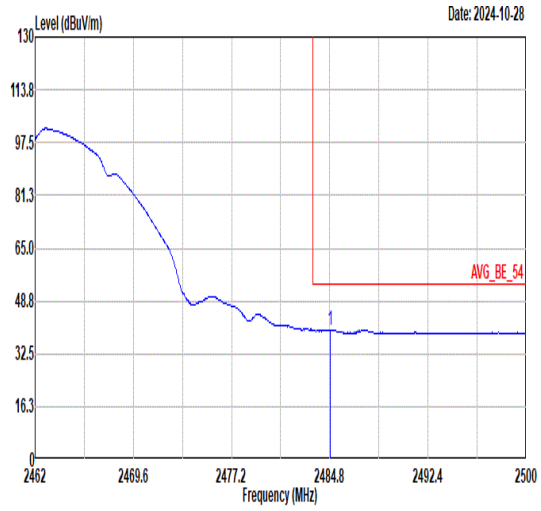 Freq Level Limit Line Margin Read Level Ant Factor Cable Loss Preamp Factor APos TPos Remark MHz dBuV/m dBuV/m dB dBuV dB/m dB dB cm deg 1 2484.84 39.87 54.00 -14.13 37.60 30.86 4.92 33.51 157 0 AVERAGE	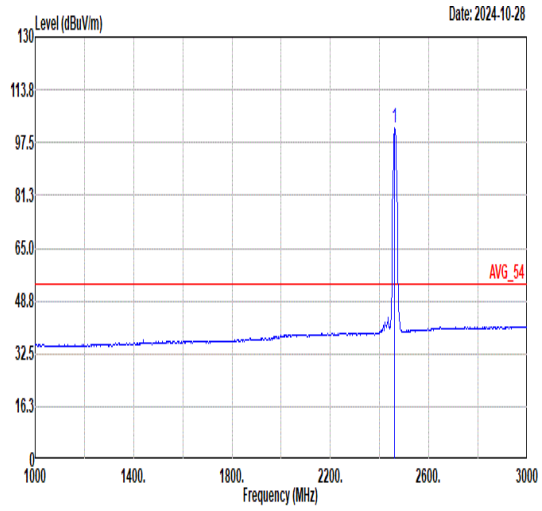 Freq Level Limit Line Margin Read Level Ant Factor Cable Loss Preamp Factor APos TPos Remark MHz dBuV/m dBuV/m dB dBuV dB/m dB dB cm deg 1 2462.00 101.93 ------ ------ 99.80 30.77 4.89 33.53 157 0 AVERAGE

Mode	13	
	Band Edge	
	2400-2483.5_802.11b_CH11_2462MHz	
ANT	CDD 6+7	
Pol.	Vertical	Fundamental
Peak	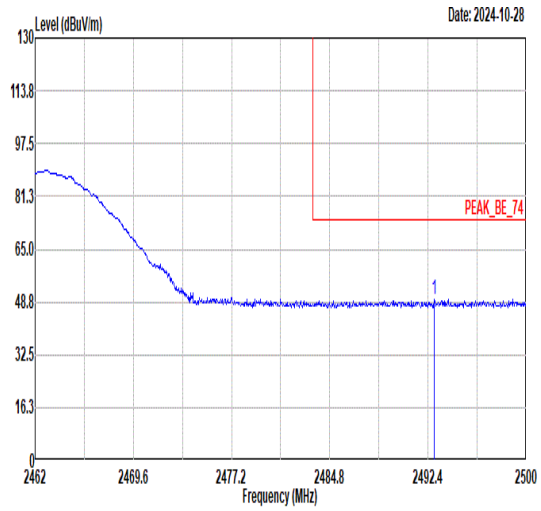 Freq Level Limit Line Margin Read Level Ant Factor Cable Loss Preamp Factor APos TPos Remark MHz dBuV/m dBuV/m dB dBuV dB/m dB dB cm deg 1 2492.86 49.59 74.00 -24.41 47.28 30.89 4.93 33.51 215 0 PEAK	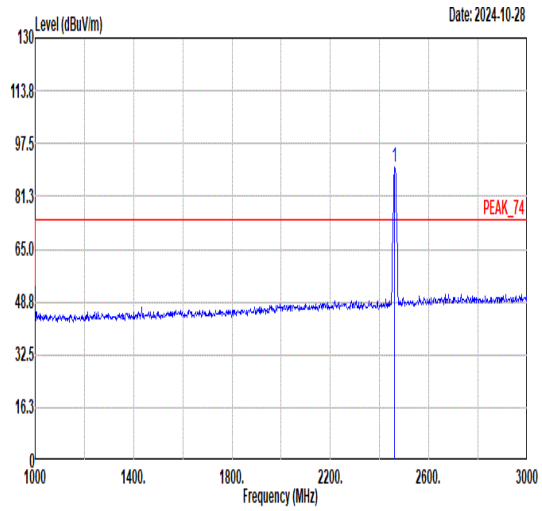 Freq Level Limit Line Margin Read Level Ant Factor Cable Loss Preamp Factor APos TPos Remark MHz dBuV/m dBuV/m dB dBuV dB/m dB dB cm deg 1 2462.00 90.18 ------ ------ 88.05 30.77 4.89 33.53 215 0 PEAK
Avg	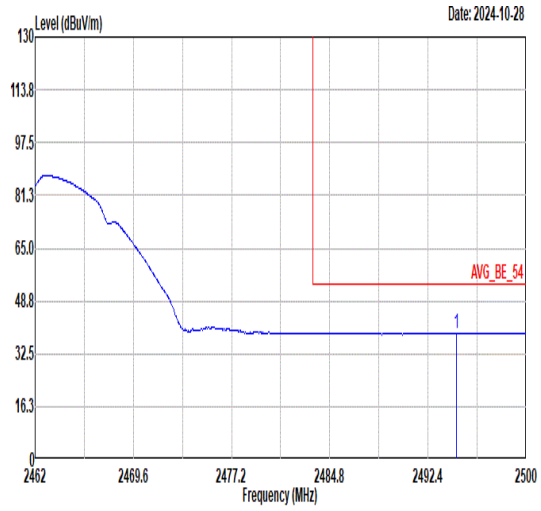 Freq Level Limit Line Margin Read Level Ant Factor Cable Loss Preamp Factor APos TPos Remark MHz dBuV/m dBuV/m dB dBuV dB/m dB dB cm deg 1 2494.60 38.93 54.00 -15.07 36.61 30.89 4.94 33.51 215 0 AVERAGE	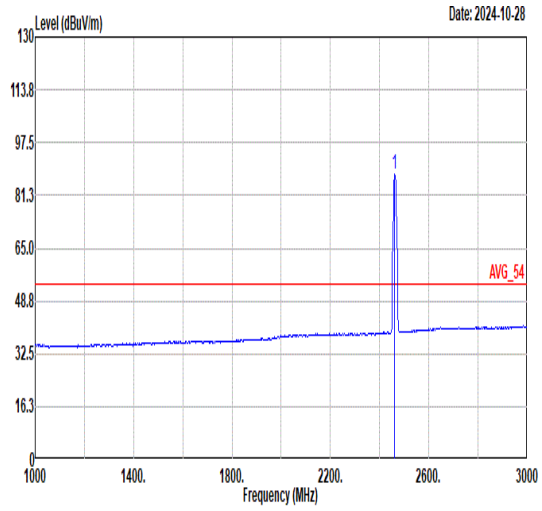 Freq Level Limit Line Margin Read Level Ant Factor Cable Loss Preamp Factor APos TPos Remark MHz dBuV/m dBuV/m dB dBuV dB/m dB dB cm deg 1 2462.00 87.66 ------ ------ 85.53 30.77 4.89 33.53 215 0 AVERAGE

Mode	13	
	Harmonic	
	2400-2483.5_802.11b_CH11_2462MHz	
ANT	CDD 6+7	
Pol.	Horizontal	Vertical
Peak Avg	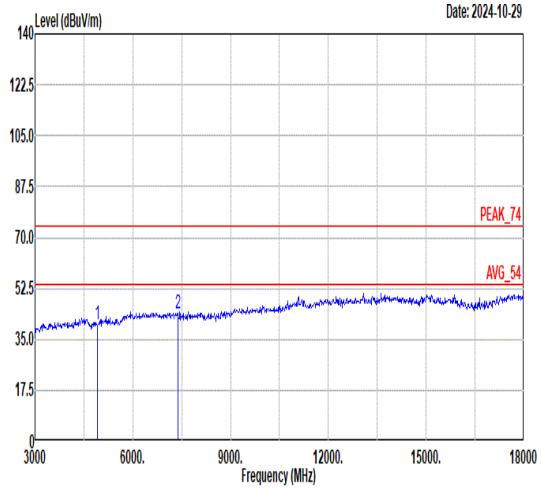 Freq Level Limit Line Margin Read Level Ant Factor Cable Loss Preamp Factor APos TPos Remark MHz dBuV/m dBuV/m dB dBuV dB/m dB dB cm deg 1 4924.00 40.20 74.00 -33.80 63.28 34.40 7.79 65.27 -- -- Peak 2 7386.00 44.08 74.00 -29.92 64.08 35.42 9.17 64.59 -- -- Peak	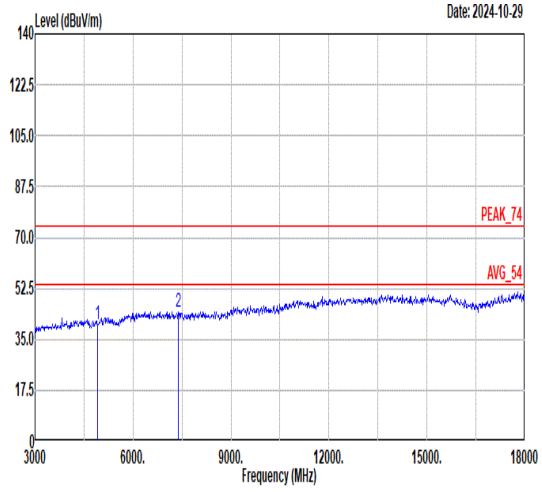 Freq Level Limit Line Margin Read Level Ant Factor Cable Loss Preamp Factor APos TPos Remark MHz dBuV/m dBuV/m dB dBuV dB/m dB dB cm deg 1 4924.00 40.27 74.00 -33.73 63.35 34.40 7.79 65.27 -- -- Peak 2 7386.00 44.32 74.00 -29.68 64.32 35.42 9.17 64.59 -- -- Peak

Mode	14	
	Band Edge	
	2400-2483.5_802.11g_CH01_2412MHz	
ANT	CDD 6+7	
Pol.	Horizontal	Fundamental
Peak	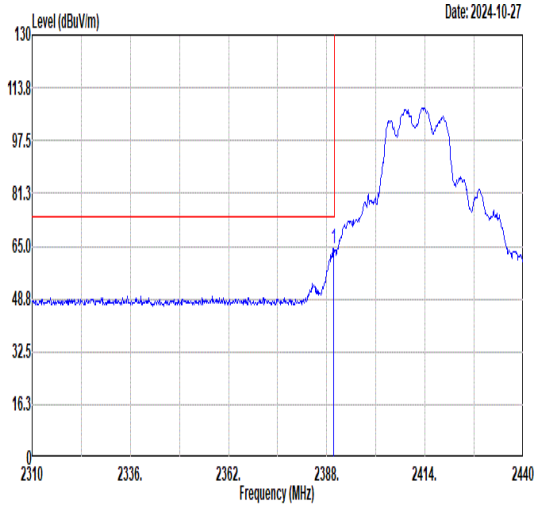 Freq Level Limit Line Margin Read Level Ant Factor Cable Loss Preamp Factor APos TPos Remark MHz dBuV/m dBuV/m dB dBuV dB/m dB dB cm deg 1 2389.82 64.20 74.00 -9.80 62.36 30.61 4.80 33.57 100 124 PEAK	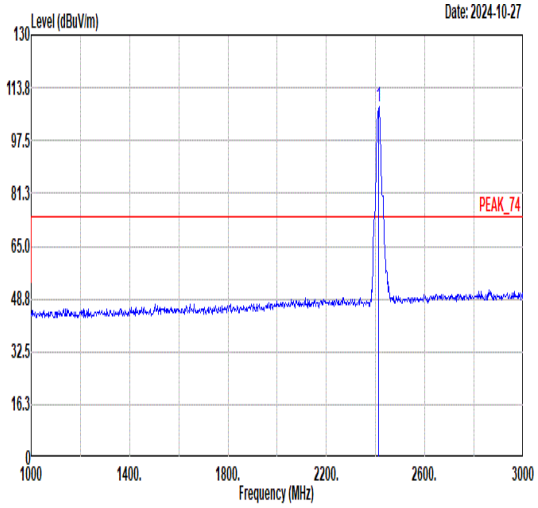 Freq Level Limit Line Margin Read Level Ant Factor Cable Loss Preamp Factor APos TPos Remark MHz dBuV/m dBuV/m dB dBuV dB/m dB dB cm deg 1 2412.00 107.72 ------ ------ 105.81 30.64 4.82 33.55 100 124 PEAK
Avg	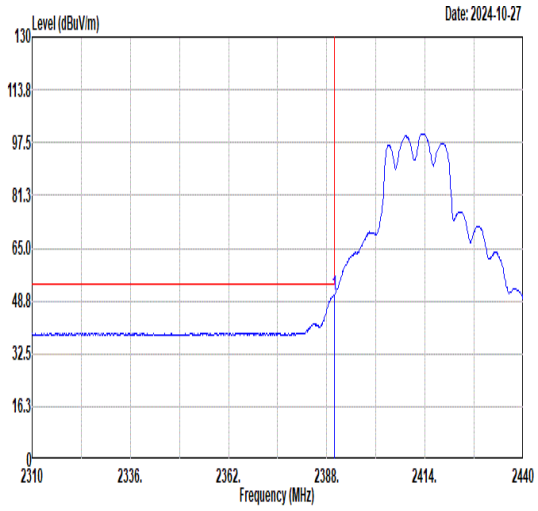 Freq Level Limit Line Margin Read Level Ant Factor Cable Loss Preamp Factor APos TPos Remark MHz dBuV/m dBuV/m dB dBuV dB/m dB dB cm deg 1 2389.95 50.73 54.00 -3.27 48.89 30.61 4.80 33.57 100 124 AVERAGE	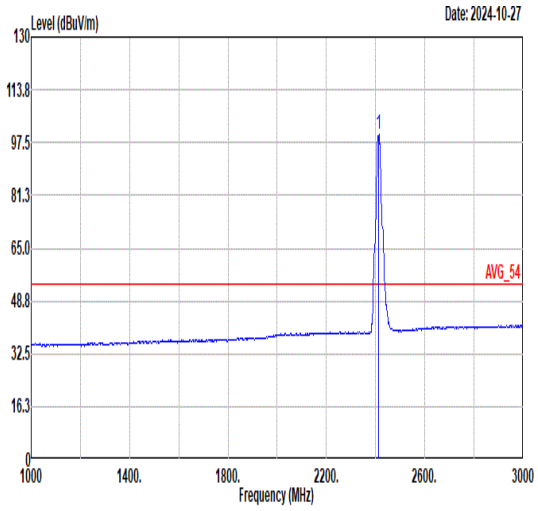 Freq Level Limit Line Margin Read Level Ant Factor Cable Loss Preamp Factor APos TPos Remark MHz dBuV/m dBuV/m dB dBuV dB/m dB dB cm deg 1 2412.00 100.22 ------ ------ 98.31 30.64 4.82 33.55 100 124 AVERAGE

Mode	14	
	Band Edge	
	2400-2483.5_802.11g_CH01_2412MHz	
ANT	CDD 6+7	
Pol.	Vertical	Fundamental
Peak	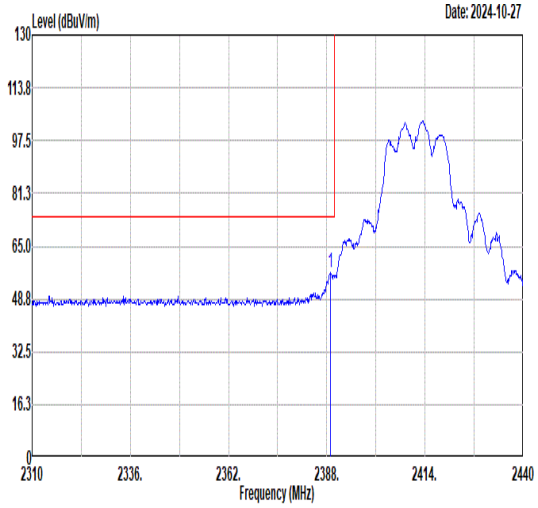 Freq Level Limit Line Margin Read Level Ant Factor Cable Loss Preamp Factor APos TPos Remark 1 2388.91 56.88 74.00 -17.12 55.05 30.61 4.79 33.57 300 217 PEAK	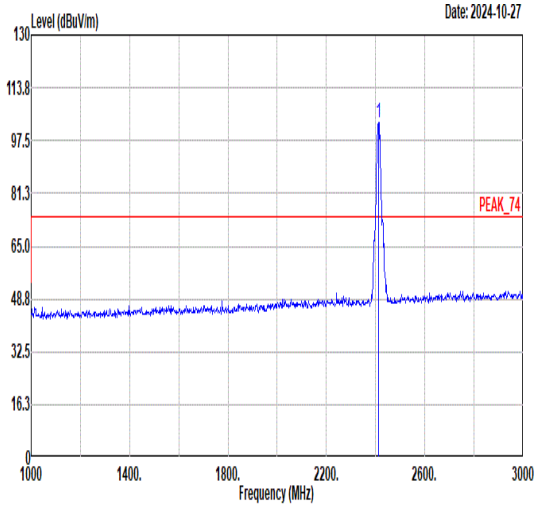 Freq Level Limit Line Margin Read Level Ant Factor Cable Loss Preamp Factor APos TPos Remark 1 2412.00 103.13 ------ ------ 101.22 30.64 4.82 33.55 300 217 PEAK
Avg	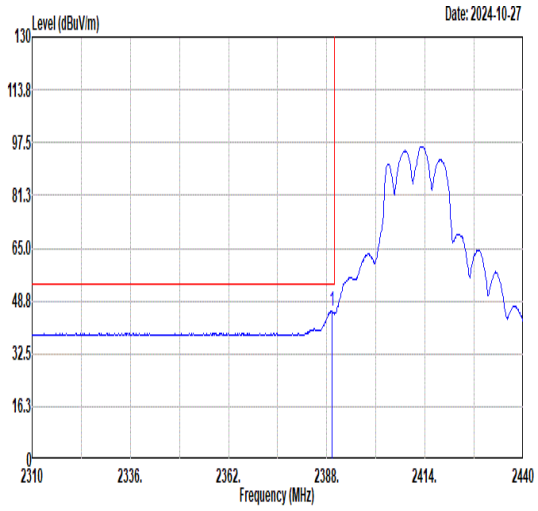 Freq Level Limit Line Margin Read Level Ant Factor Cable Loss Preamp Factor APos TPos Remark 1 2389.30 45.53 54.00 -8.47 43.70 30.61 4.79 33.57 300 217 AVERAGE	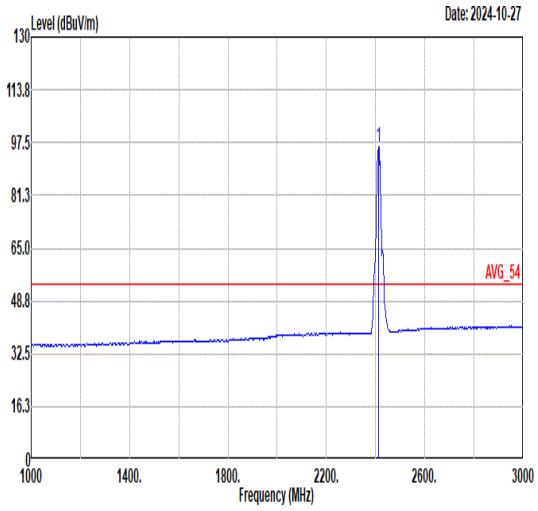 Freq Level Limit Line Margin Read Level Ant Factor Cable Loss Preamp Factor APos TPos Remark 1 2412.00 96.32 ------ ------ 94.41 30.64 4.82 33.55 300 217 AVERAGE

Mode	14	
	Harmonic	
	2400-2483.5_802.11g_CH01_2412MHz	
ANT	CDD 6+7	
Pol.	Horizontal	Vertical
Peak Avg	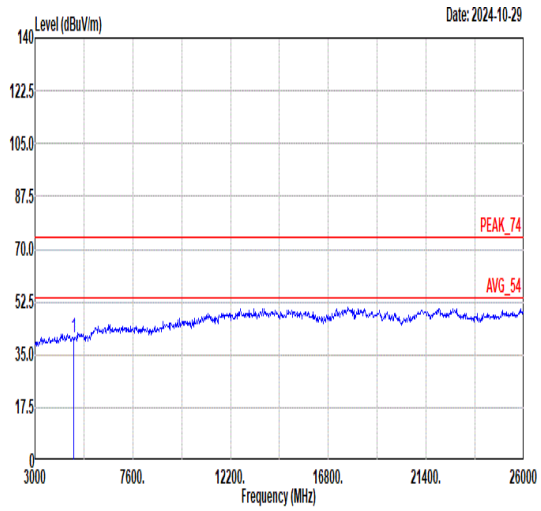 Freq Level Limit Line Margin Read Level Ant Factor Cable Loss Preamp Factor APos TPos Remark MHz dBuV/m dBuV/m dB dBuV dB/m dB dB cm deg 1 4824.00 40.76 74.00 -33.24 63.98 34.26 7.75 65.23 -- -- Peak	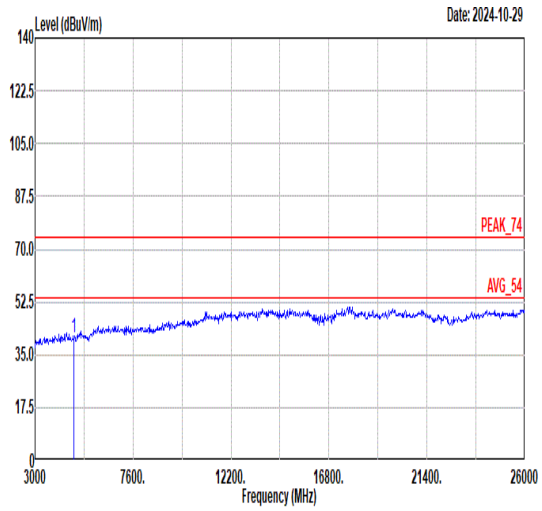 Freq Level Limit Line Margin Read Level Ant Factor Cable Loss Preamp Factor APos TPos Remark MHz dBuV/m dBuV/m dB dBuV dB/m dB dB cm deg 1 4824.00 40.87 74.00 -33.13 64.09 34.26 7.75 65.23 -- -- Peak

Mode	15	
	Harmonic	
	2400-2483.5_802.11g_CH06_2437MHz	
ANT	CDD 6+7	
Pol.	Horizontal	Vertical
Peak Avg	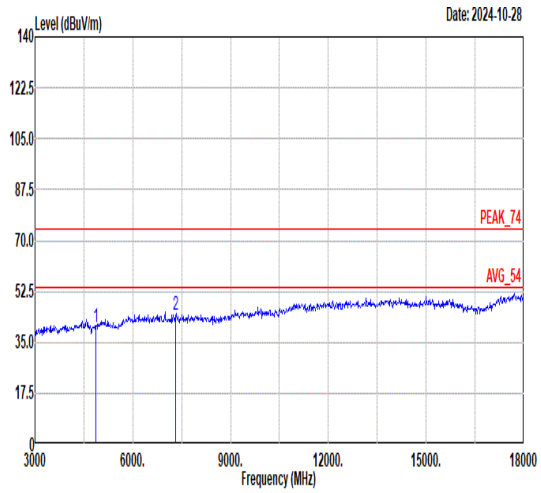 Freq Level Limit Line Margin Read Level Ant Factor Cable Loss Preamp Factor APos TPos Remark MHz dBuV/m dBuV/m dB dBuV dB/m dB dB cm deg 1 4874.00 40.31 74.00 -33.69 63.46 34.33 7.77 65.25 -- -- Peak 2 7311.00 44.30 74.00 -29.70 64.58 35.44 8.93 64.65 -- -- Peak	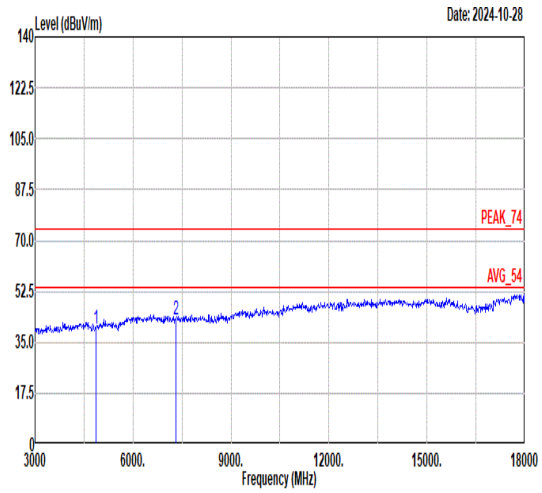 Freq Level Limit Line Margin Read Level Ant Factor Cable Loss Preamp Factor APos TPos Remark MHz dBuV/m dBuV/m dB dBuV dB/m dB dB cm deg 1 4874.00 39.84 74.00 -34.16 62.99 34.33 7.77 65.25 -- -- Peak 2 7311.00 42.98 74.00 -31.02 63.26 35.44 8.93 64.65 -- -- Peak

Mode	16	
	Band Edge	
	2400-2483.5_802.11g_CH11_2462MHz	
ANT	CDD 6+7	
Pol.	Horizontal	Fundamental
Peak	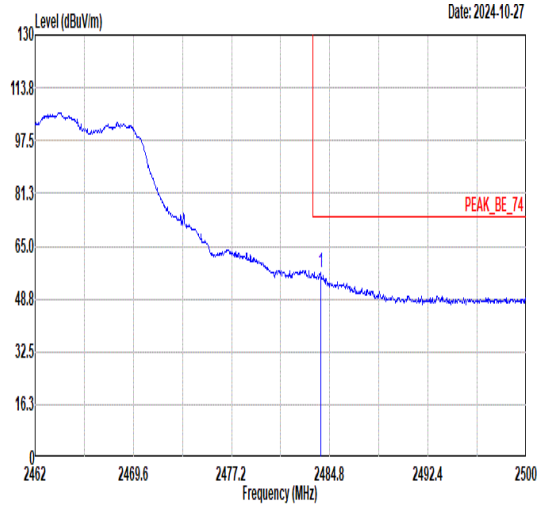 Freq Level Limit Line Margin Read Level Ant Factor Cable Loss Preamp Factor APos TPos Remark MHz dBuV/m dBuV/m dB dBuV dB/m dB dB cm deg 1 2484.12 57.12 74.00 -16.88 54.86 30.85 4.92 33.51 100 139 PEAK	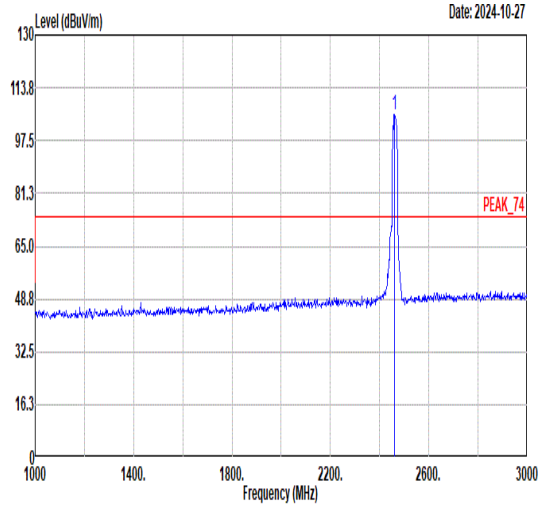 Freq Level Limit Line Margin Read Level Ant Factor Cable Loss Preamp Factor APos TPos Remark MHz dBuV/m dBuV/m dB dBuV dB/m dB dB cm deg 1 2462.00 105.55 ------ ------ 103.45 30.75 4.88 33.53 100 139 PEAK
Avg	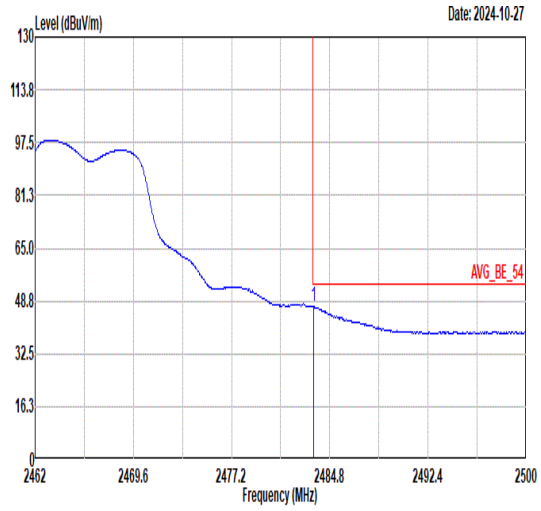 Freq Level Limit Line Margin Read Level Ant Factor Cable Loss Preamp Factor APos TPos Remark MHz dBuV/m dBuV/m dB dBuV dB/m dB dB cm deg 1 2483.55 47.05 54.00 -6.95 44.79 30.85 4.92 33.51 100 139 AVERAGE	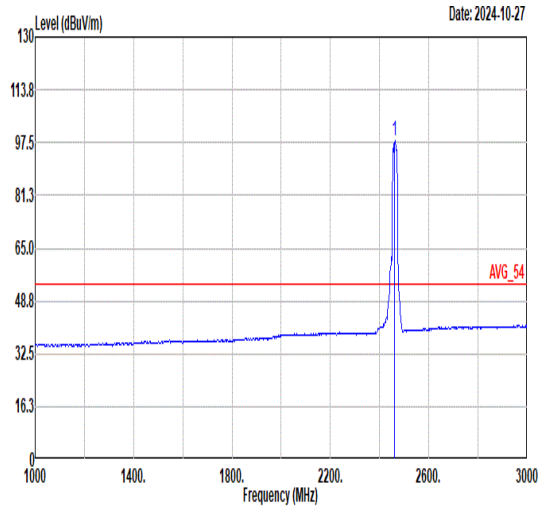 Freq Level Limit Line Margin Read Level Ant Factor Cable Loss Preamp Factor APos TPos Remark MHz dBuV/m dBuV/m dB dBuV dB/m dB dB cm deg 1 2462.00 97.97 ------ ------ 95.83 30.77 4.89 33.52 100 139 AVERAGE

Mode	16	
	Band Edge	
	2400-2483.5_802.11g_CH11_2462MHz	
ANT	CDD 6+7	
Pol.	Vertical	Fundamental
Peak	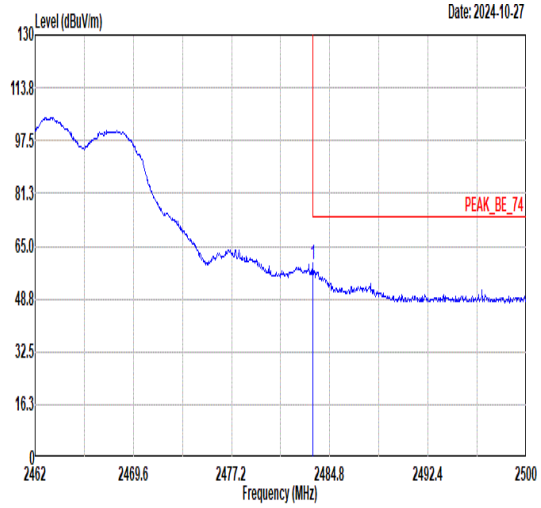 Freq Level Limit Line Margin Read Level Ant Factor Cable Loss Preamp Factor APos TPos Remark MHz dBuV/m dBuV/m dB dBuV dB/m dB dB cm deg 1 2483.51 59.49 74.00 -14.51 57.23 30.85 4.92 33.51 356 225 PEAK	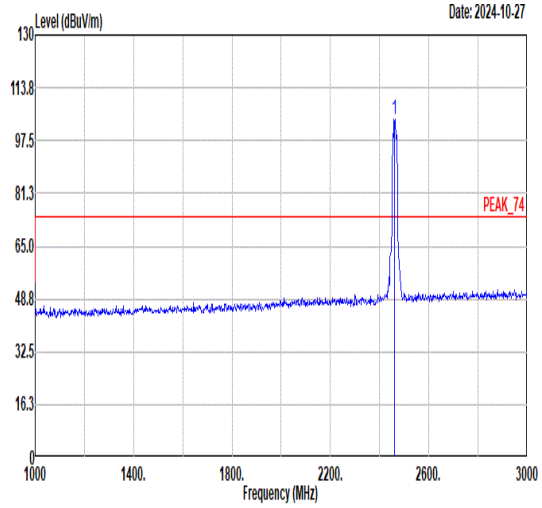 Freq Level Limit Line Margin Read Level Ant Factor Cable Loss Preamp Factor APos TPos Remark MHz dBuV/m dBuV/m dB dBuV dB/m dB dB cm deg 1 2462.00 103.83 ------ ------ 101.69 30.77 4.89 33.52 356 225 PEAK
Avg	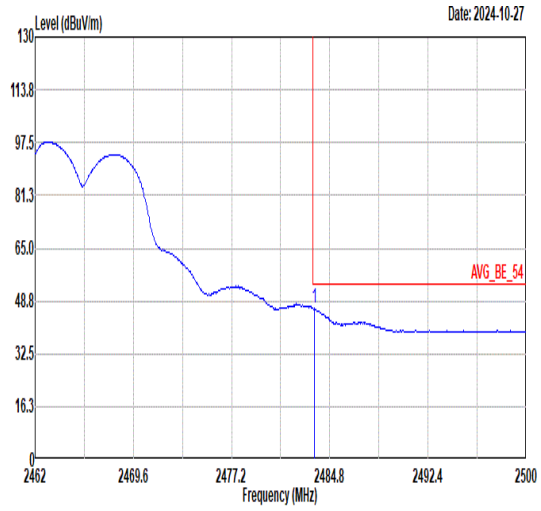 Freq Level Limit Line Margin Read Level Ant Factor Cable Loss Preamp Factor APos TPos Remark MHz dBuV/m dBuV/m dB dBuV dB/m dB dB cm deg 1 2483.58 46.44 54.00 -7.56 44.18 30.85 4.92 33.51 356 225 AVERAGE	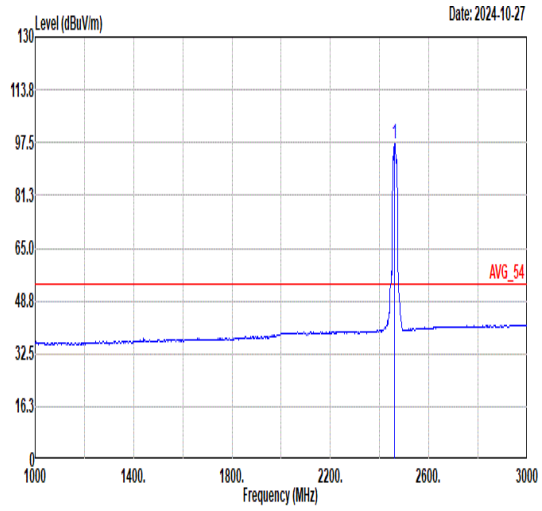 Freq Level Limit Line Margin Read Level Ant Factor Cable Loss Preamp Factor APos TPos Remark MHz dBuV/m dBuV/m dB dBuV dB/m dB dB cm deg 1 2462.00 97.13 ------ ------ 94.99 30.77 4.89 33.52 356 225 AVERAGE

Mode	16	
	Harmonic	
	2400-2483.5_802.11g_CH11_2462MHz	
ANT	CDD 6+7	
Pol.	Horizontal	Vertical
Peak Avg	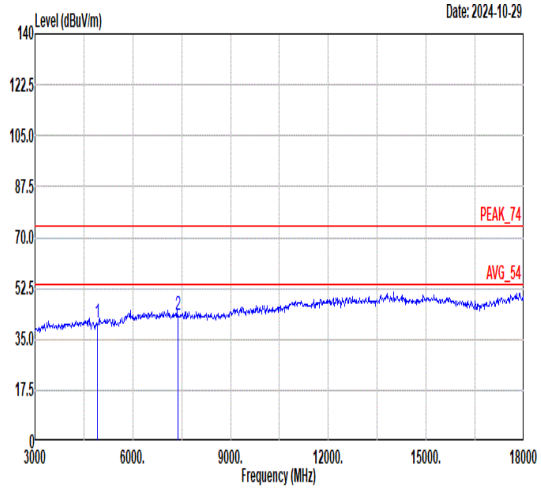 Freq Level Limit Line Margin Read Level Ant Factor Cable Loss Preamp Factor APos TPos Remark MHz dBuV/m dBuV/m dB dBuV dB/m dB dB cm deg 1 4924.00 40.61 74.00 -33.39 63.69 34.40 7.79 65.27 -- -- Peak 2 7386.00 43.08 74.00 -30.92 63.08 35.42 9.17 64.59 -- -- Peak	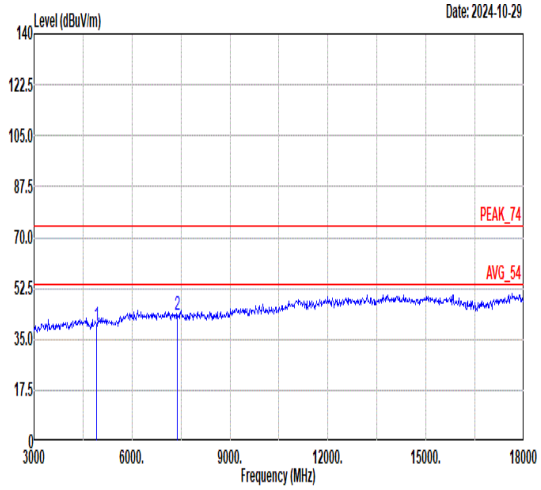 Freq Level Limit Line Margin Read Level Ant Factor Cable Loss Preamp Factor APos TPos Remark MHz dBuV/m dBuV/m dB dBuV dB/m dB dB cm deg 1 4924.00 39.67 74.00 -34.33 62.75 34.40 7.79 65.27 -- -- Peak 2 7386.00 43.21 74.00 -30.79 63.21 35.42 9.17 64.59 -- -- Peak

Mode	17	
	Band Edge	
	2400-2483.5_802.11ax HE20_CH01_Full RU _2412MHz	
ANT	CDD 6+7	
Pol.	Horizontal	Fundamental
Peak	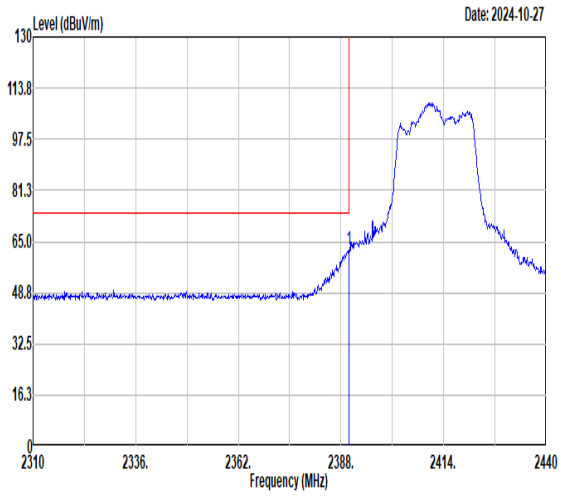 Freq Level Limit Line Margin Read Level Ant Factor Cable Loss Preamp Factor APos TPos Remark MHz dBuV/m dBuV/m dB dBuV dB/m dB dB cm deg L 2389.95 62.38 74.00 -11.62 60.54 30.61 4.80 33.57 193 0 PEAK	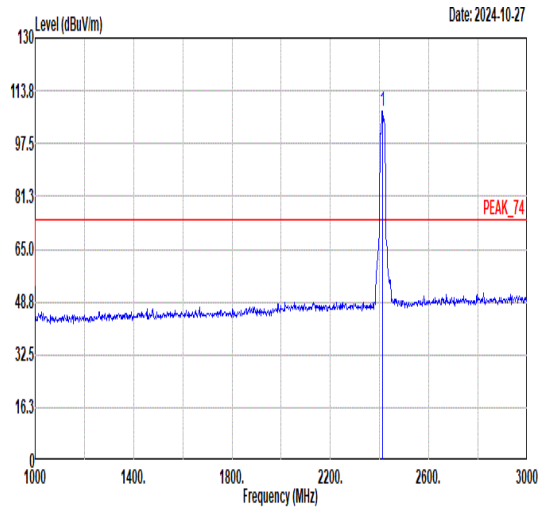 Freq Level Limit Line Margin Read Level Ant Factor Cable Loss Preamp Factor APos TPos Remark MHz dBuV/m dBuV/m dB dBuV dB/m dB dB cm deg 1 2412.00 107.65 ------ ------ 105.76 30.63 4.82 33.56 193 0 PEAK
Avg	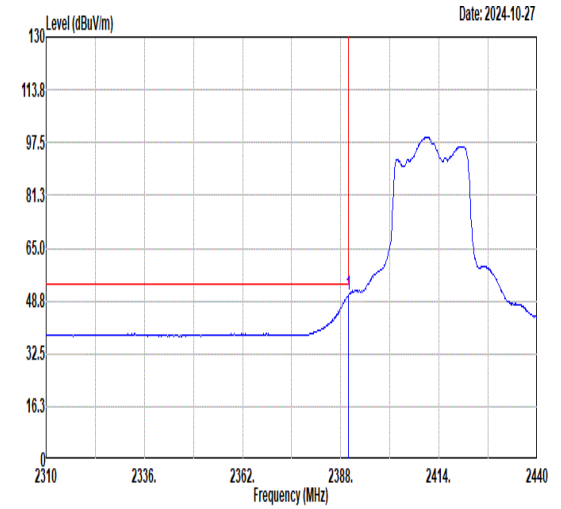 Freq Level Limit Line Margin Read Level Ant Factor Cable Loss Preamp Factor APos TPos Remark MHz dBuV/m dBuV/m dB dBuV dB/m dB dB cm deg 1 2389.95 50.62 54.00 -3.38 48.78 30.61 4.80 33.57 193 0 AVERAGE	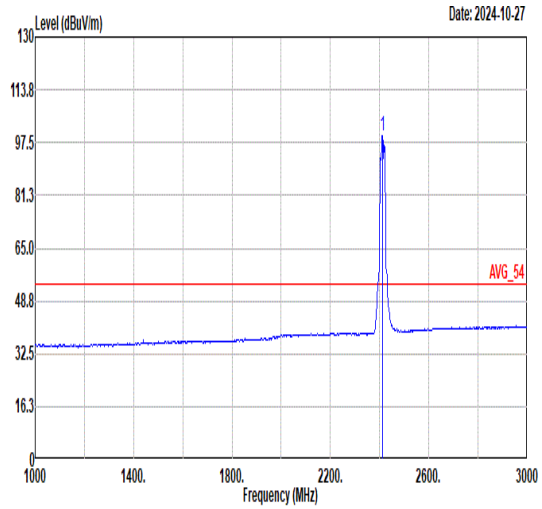 Freq Level Limit Line Margin Read Level Ant Factor Cable Loss Preamp Factor APos TPos Remark MHz dBuV/m dBuV/m dB dBuV dB/m dB dB cm deg 1 2412.00 99.43 ------ ------ 97.52 30.64 4.82 33.55 193 0 AVERAGE

Mode	17	
	Band Edge	
	2400-2483.5_802.11ax HE20_CH01_Full RU _2412MHz	
ANT	CDD 6+7	
Pol.	Vertical	Fundamental
Peak	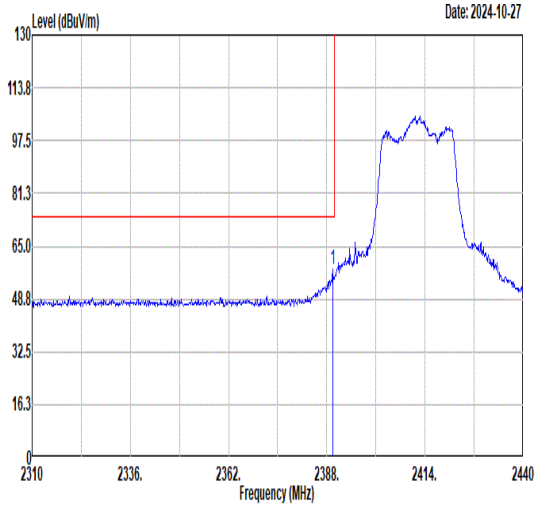 Freq Level Limit Line Margin Read Level Ant Factor Cable Loss Preamp Factor APos TPos Remark MHz dBuV/m dBuV/m dB dBuV dB/m dB dB cm deg 1 2389.56 57.99 74.00 -16.01 56.15 30.61 4.80 33.57 378 300 PEAK	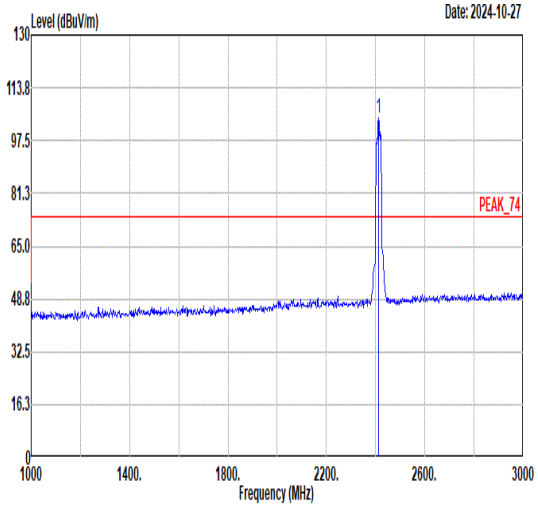 Freq Level Limit Line Margin Read Level Ant Factor Cable Loss Preamp Factor APos TPos Remark MHz dBuV/m dBuV/m dB dBuV dB/m dB dB cm deg 1 2412.00 104.51 ------ ------ 102.60 30.64 4.82 33.55 378 300 PEAK
Avg	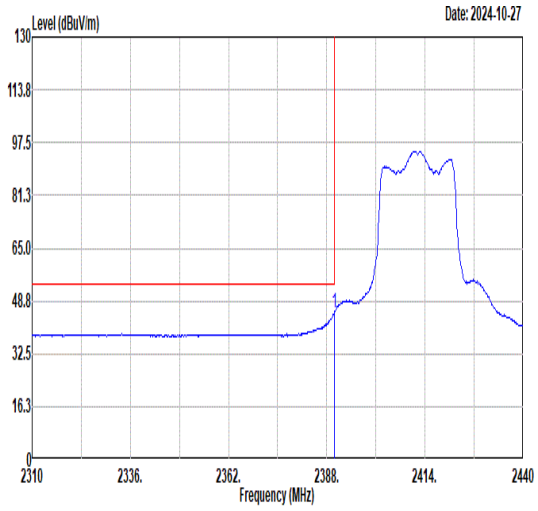 Freq Level Limit Line Margin Read Level Ant Factor Cable Loss Preamp Factor APos TPos Remark MHz dBuV/m dBuV/m dB dBuV dB/m dB dB cm deg 1 2389.95 45.08 54.00 -8.92 43.24 30.61 4.80 33.57 378 300 AVERAGE	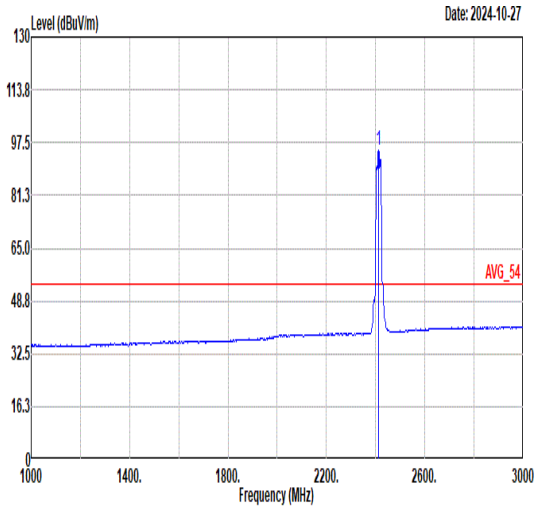 Freq Level Limit Line Margin Read Level Ant Factor Cable Loss Preamp Factor APos TPos Remark MHz dBuV/m dBuV/m dB dBuV dB/m dB dB cm deg 1 2412.00 94.98 ------ ------ 93.07 30.64 4.82 33.55 378 300 AVERAGE

Mode	17	
	Harmonic	
	2400-2483.5_802.11ax HE20_CH01_Full RU _2412MHz	
ANT	CDD 6+7	
Pol.	Horizontal	Vertical
Peak Avg	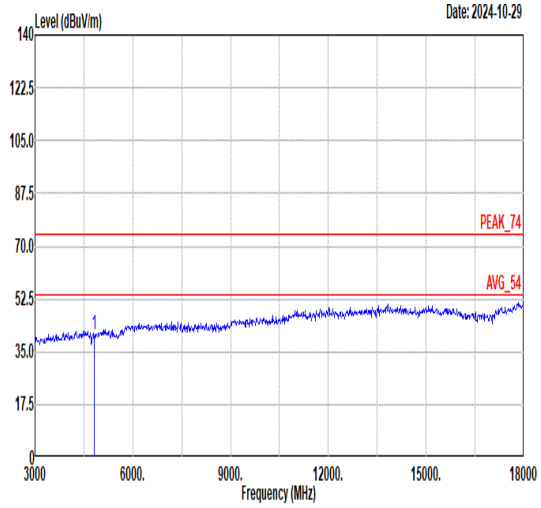 Freq Level Limit Line Margin Read Level Ant Factor Cable Loss Preamp Factor APos TPos Remark MHz dBuV/m dBuV/m dB dBuV dB/m dB dB cm deg 1 4824.00 40.94 74.00 -33.06 64.16 34.26 7.75 65.23 -- -- Peak	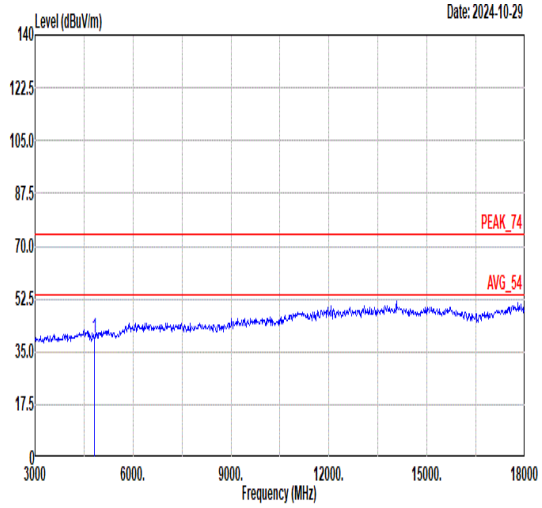 Freq Level Limit Line Margin Read Level Ant Factor Cable Loss Preamp Factor APos TPos Remark MHz dBuV/m dBuV/m dB dBuV dB/m dB dB cm deg 1 4824.00 39.86 74.00 -34.14 63.08 34.26 7.75 65.23 -- -- Peak

Mode	18	
	Harmonic	
	2400-2483.5_802.11ax HE20_CH06_Full RU _2437MHz	
ANT	CDD 6+7	
Pol.	Horizontal	Vertical
Peak Avg	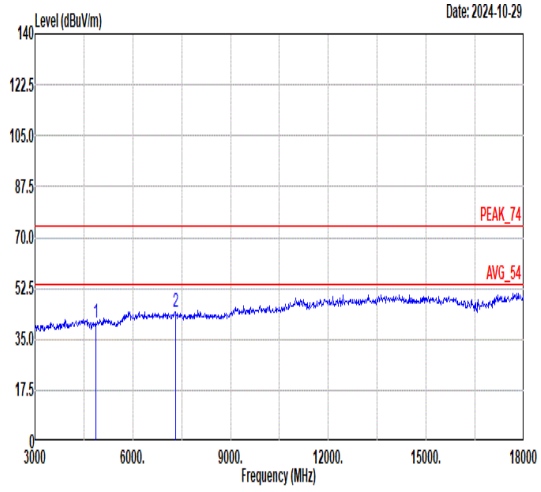 Freq Level Limit Line Margin Read Level Ant Factor Cable Loss Preamp Factor APos TPos Remark MHz dBuV/m dBuV/m dB dBuV dB/m dB dB cm deg 1 4874.00 40.60 74.00 -33.40 63.75 34.33 7.77 65.25 -- -- Peak 2 7311.00 44.32 74.00 -29.68 64.60 35.44 8.93 64.65 -- -- Peak	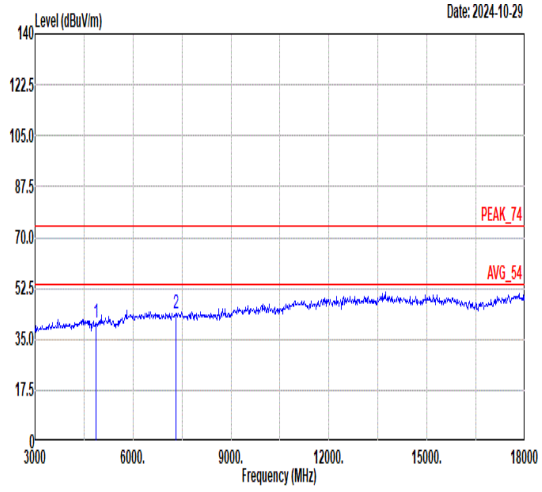 Freq Level Limit Line Margin Read Level Ant Factor Cable Loss Preamp Factor APos TPos Remark MHz dBuV/m dBuV/m dB dBuV dB/m dB dB cm deg 1 4874.00 40.50 74.00 -33.50 63.65 34.33 7.77 65.25 -- -- Peak 2 7311.00 44.04 74.00 -29.96 64.32 35.44 8.93 64.65 -- -- Peak

Mode	19	
	Band Edge	
	2400-2483.5_802.11ax HE20_CH11_Full RU _2462MHz	
ANT	CDD 6+7	
Pol.	Horizontal	Fundamental
Peak	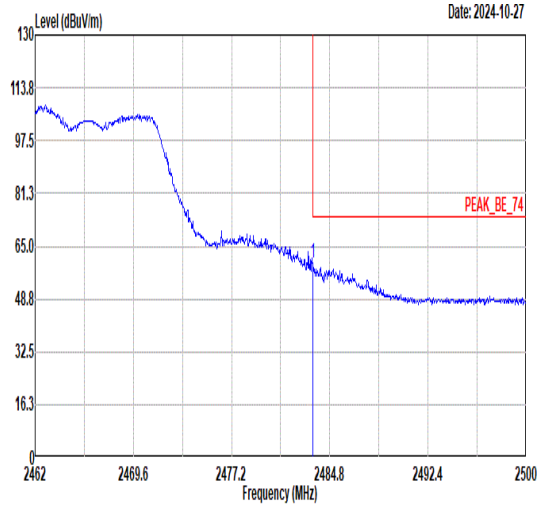 Freq Level Limit Line Margin Read Level Ant Factor Cable Loss Preamp Factor APos TPos Remark MHz dBuV/m dBuV/m dB dBuV dB/m dB dB cm deg 1 2483.51 59.68 74.00 -14.32 57.42 30.85 4.92 33.51 238 360 PEAK	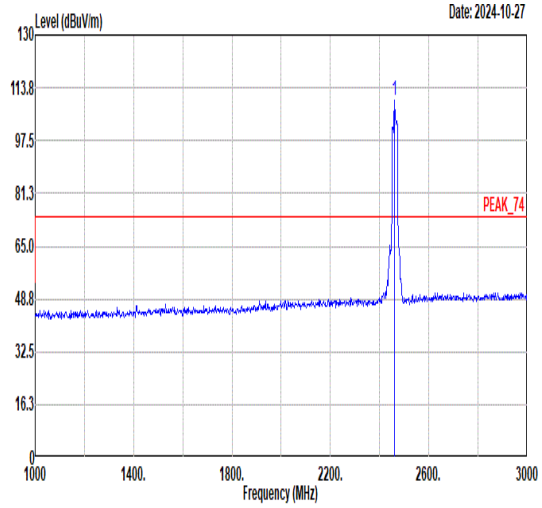 Freq Level Limit Line Margin Read Level Ant Factor Cable Loss Preamp Factor APos TPos Remark MHz dBuV/m dBuV/m dB dBuV dB/m dB dB cm deg 1 2462.00 109.71 ------ ------ 107.58 30.77 4.89 33.53 238 360 PEAK
Avg	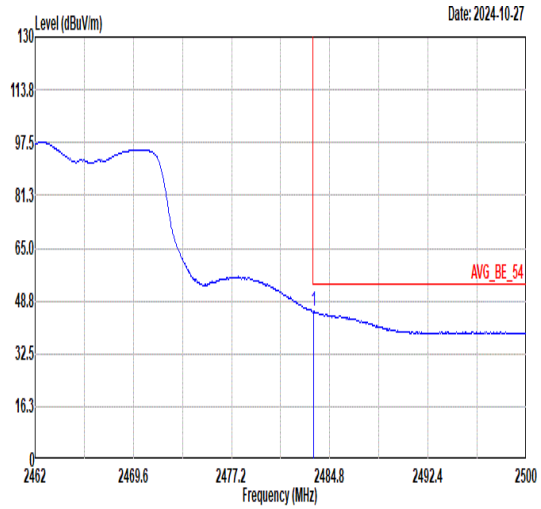 Freq Level Limit Line Margin Read Level Ant Factor Cable Loss Preamp Factor APos TPos Remark MHz dBuV/m dBuV/m dB dBuV dB/m dB dB cm deg 1 2483.55 45.69 54.00 -8.31 43.43 30.85 4.92 33.51 238 360 AVERAGE	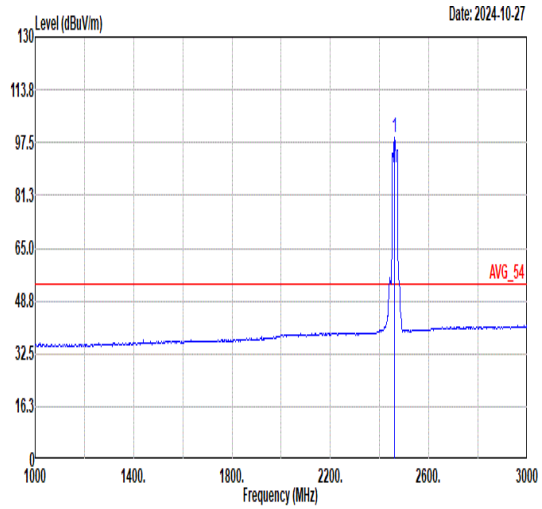 Freq Level Limit Line Margin Read Level Ant Factor Cable Loss Preamp Factor APos TPos Remark MHz dBuV/m dBuV/m dB dBuV dB/m dB dB cm deg 1 2462.00 99.32 ------ ------ 97.19 30.77 4.89 33.53 238 360 AVERAGE

Mode	19	
	Band Edge	
	2400-2483.5_802.11ax HE20_CH11_Full RU _2462MHz	
ANT	CDD 6+7	
Pol.	Vertical	Fundamental
Peak	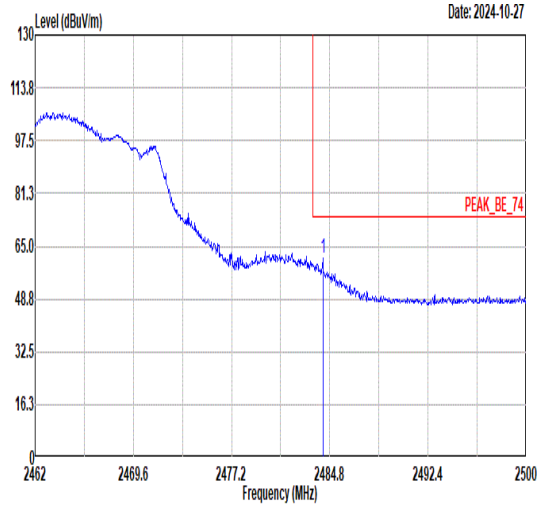 Freq Level Limit Line Margin Read Level Ant Factor Cable Loss Preamp Factor APos TPos Remark MHz dBuV/m dBuV/m dB dBuV dB/m dB dB cm deg 1 2484.27 61.23 74.00 -12.77 58.97 30.85 4.92 33.51 400 202 PEAK	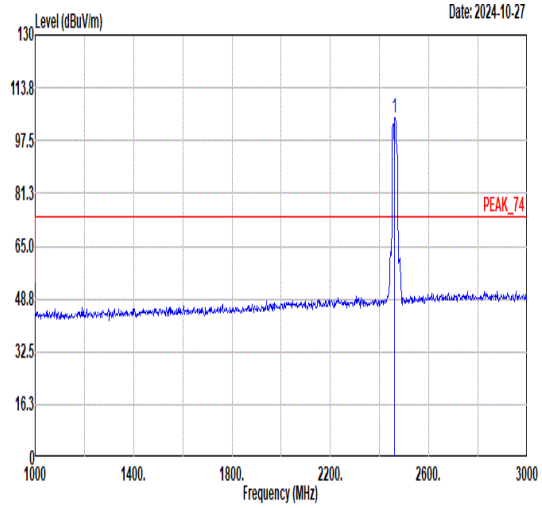 Freq Level Limit Line Margin Read Level Ant Factor Cable Loss Preamp Factor APos TPos Remark MHz dBuV/m dBuV/m dB dBuV dB/m dB dB cm deg 1 2462.00 104.49 ------ ------ 102.35 30.77 4.89 33.52 400 202 PEAK
Avg	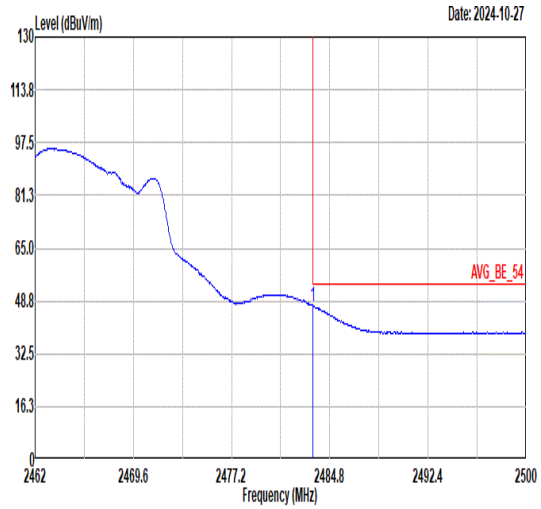 Freq Level Limit Line Margin Read Level Ant Factor Cable Loss Preamp Factor APos TPos Remark MHz dBuV/m dBuV/m dB dBuV dB/m dB dB cm deg 1 2483.51 47.33 54.00 -6.67 45.07 30.85 4.92 33.51 400 202 AVERAGE	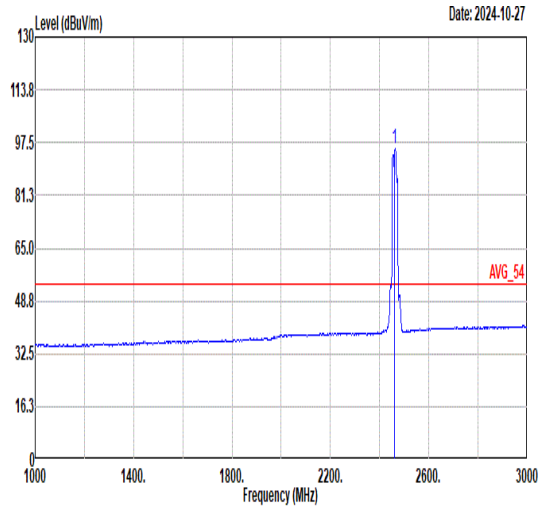 Freq Level Limit Line Margin Read Level Ant Factor Cable Loss Preamp Factor APos TPos Remark MHz dBuV/m dBuV/m dB dBuV dB/m dB dB cm deg 1 2462.00 95.48 ------ ------ 93.34 30.77 4.89 33.52 400 202 AVERAGE

Mode	19	
	Harmonic	
	2400-2483.5_802.11ax HE20_CH11_Full RU _2462MHz	
ANT	CDD 6+7	
Pol.	Horizontal	Vertical
Peak Avg	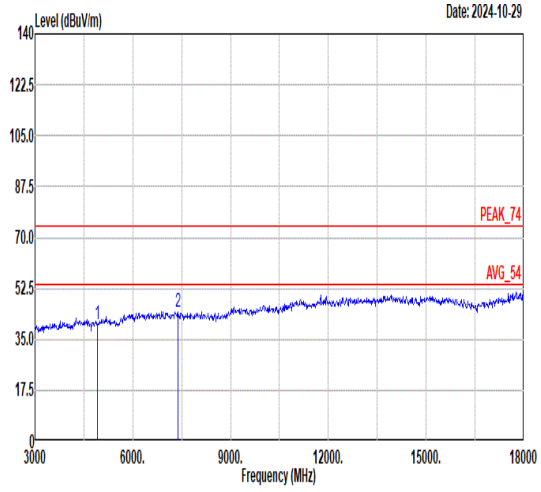 Freq Level Limit Line Margin Read Level Ant Factor Cable Loss Preamp Factor APos TPos Remark MHz dBuV/m dBuV/m dB dBuV dB/m dB dB cm deg 1 4924.00 40.16 74.00 -33.84 63.24 34.40 7.79 65.27 -- -- Peak 2 7386.00 44.48 74.00 -29.52 64.48 35.42 9.17 64.59 -- -- Peak	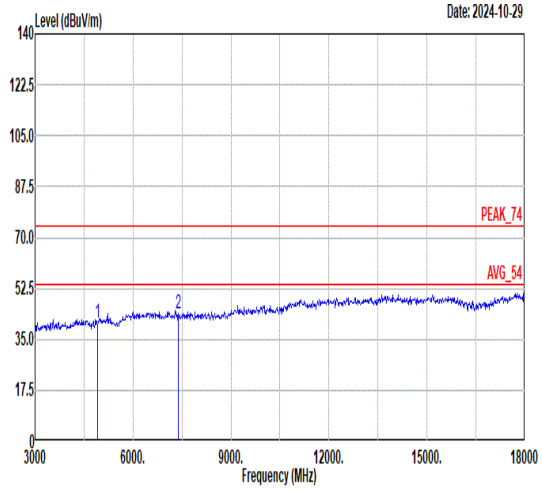 Freq Level Limit Line Margin Read Level Ant Factor Cable Loss Preamp Factor APos TPos Remark MHz dBuV/m dBuV/m dB dBuV dB/m dB dB cm deg 1 4924.00 40.62 74.00 -33.38 63.70 34.40 7.79 65.27 -- -- Peak 2 7386.00 43.81 74.00 -30.19 63.81 35.42 9.17 64.59 -- -- Peak

Mode	20	
	Band Edge - L	
	2400-2483.5_802.11ax HE40_CH03_Full RU _2422MHz	
ANT	CDD 6+7	
Pol.	Horizontal	Fundamental
Peak	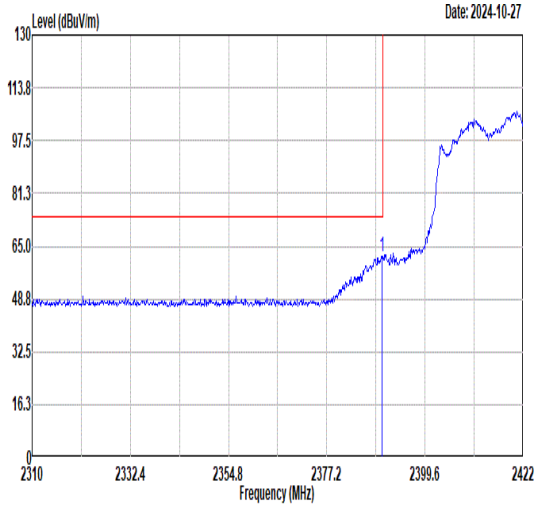 Freq Level Limit Line Margin Read Level Ant Factor Cable Loss Preamp Factor APos TPos Remark MHz dBuV/m dBuV/m dB dBuV dB/m dB dB cm deg 1 2389.86 61.91 74.00 -12.09 60.07 30.61 4.80 33.57 332 0 PEAK	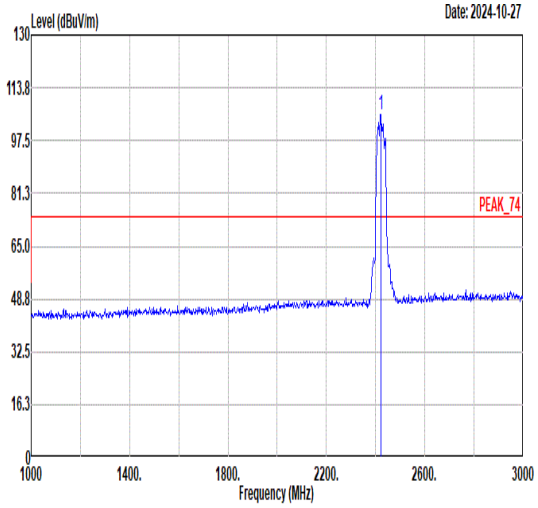 Freq Level Limit Line Margin Read Level Ant Factor Cable Loss Preamp Factor APos TPos Remark MHz dBuV/m dBuV/m dB dBuV dB/m dB dB cm deg 1 2422.00 105.30 ------ ------ 103.37 30.65 4.83 33.55 332 0 PEAK
Avg	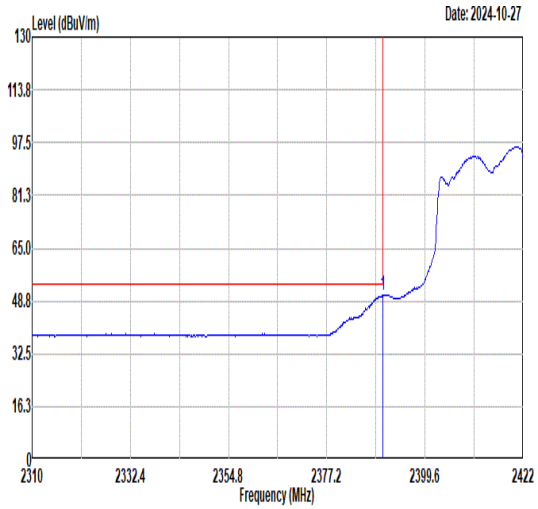 Freq Level Limit Line Margin Read Level Ant Factor Cable Loss Preamp Factor APos TPos Remark MHz dBuV/m dBuV/m dB dBuV dB/m dB dB cm deg 1 2389.97 50.58 54.00 -3.42 48.74 30.61 4.80 33.57 332 0 AVERAGE	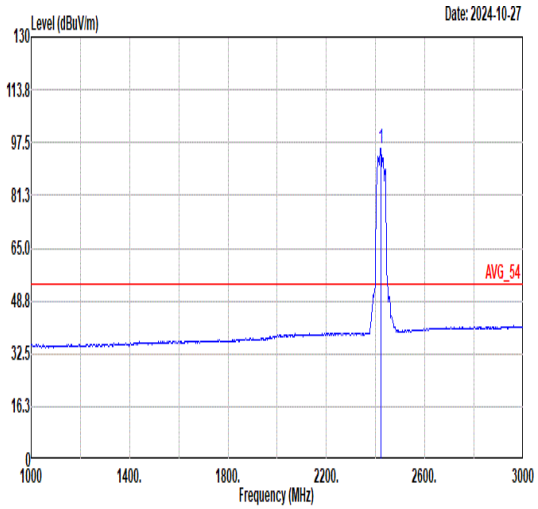 Freq Level Limit Line Margin Read Level Ant Factor Cable Loss Preamp Factor APos TPos Remark MHz dBuV/m dBuV/m dB dBuV dB/m dB dB cm deg 1 2422.00 95.76 ------ ------ 93.83 30.65 4.83 33.55 332 0 AVERAGE

Mode	20	
	Band Edge - R	
	2400-2483.5_802.11ax HE40_CH03_Full RU _2422MHz	
ANT	CDD 6+7	
Pol.	Horizontal	Fundamental
Peak	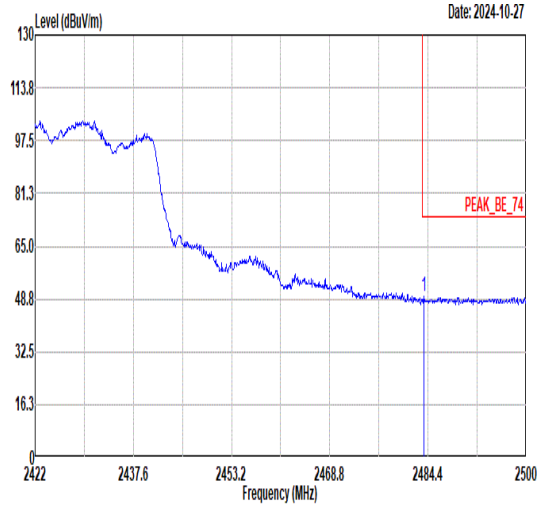 Freq Level Limit Line Margin Read Level Ant Factor Cable Loss Preamp Factor APos TPos Remark MHz dBuV/m dBuV/m dB dBuV dB/m dB dB cm deg 1 2483.70 49.31 74.00 -24.69 47.05 30.85 4.92 33.51 332 0 PEAK	Blank
Avg	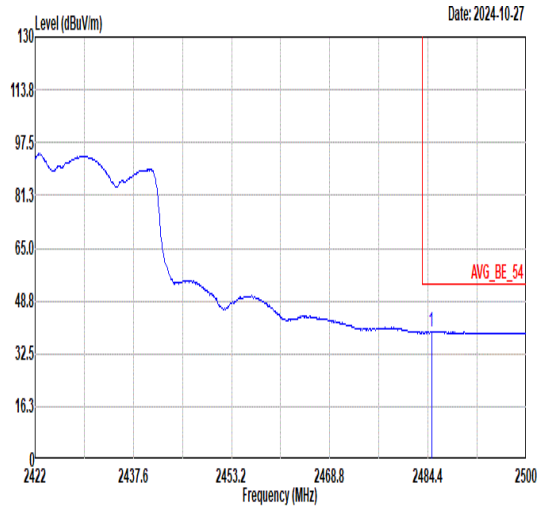 Freq Level Limit Line Margin Read Level Ant Factor Cable Loss Preamp Factor APos TPos Remark MHz dBuV/m dBuV/m dB dBuV dB/m dB dB cm deg 1 2484.95 39.33 54.00 -14.67 37.06 30.86 4.92 33.51 332 0 AVERAGE	Blank

Mode	20	
	Band Edge - L	
	2400-2483.5_802.11ax HE40_CH03_Full RU _2422MHz	
ANT	CDD 6+7	
Pol.	Vertical	Fundamental
Peak	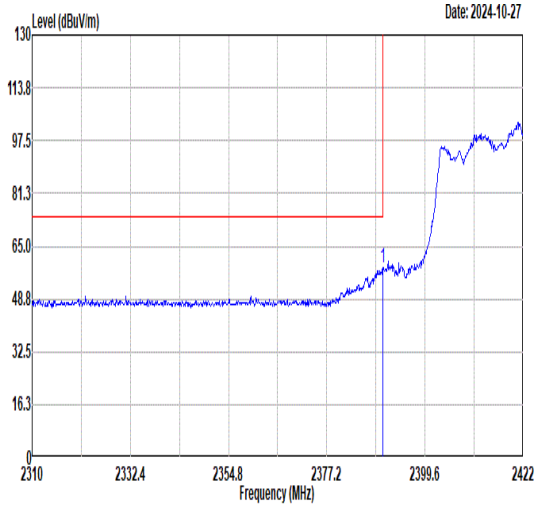 Freq Level Limit Line Margin Read Level Ant Factor Cable Loss Preamp Factor APos TPos Remark MHz dBuV/m dBuV/m dB dBuV dB/m dB dB cm deg 1 2389.97 58.48 74.00 -15.52 56.64 30.61 4.80 33.57 393 296 PEAK	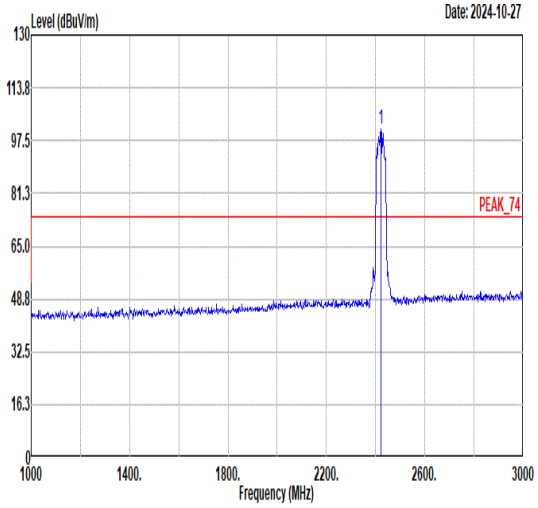 Freq Level Limit Line Margin Read Level Ant Factor Cable Loss Preamp Factor APos TPos Remark MHz dBuV/m dBuV/m dB dBuV dB/m dB dB cm deg 1 2422.00 100.98 ------ ------ 99.05 30.65 4.83 33.55 393 296 PEAK
Avg	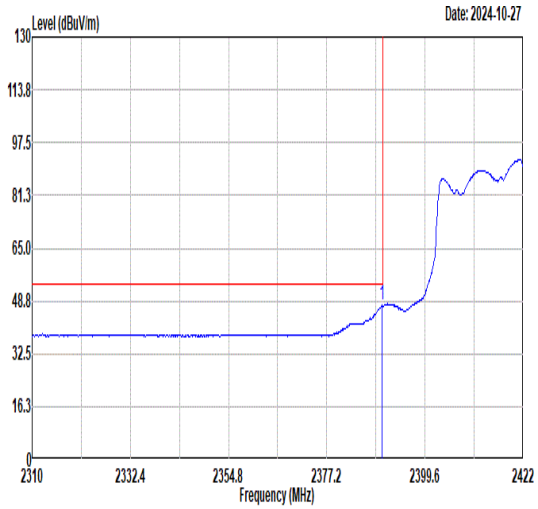 Freq Level Limit Line Margin Read Level Ant Factor Cable Loss Preamp Factor APos TPos Remark MHz dBuV/m dBuV/m dB dBuV dB/m dB dB cm deg 1 2389.86 47.58 54.00 -6.42 45.74 30.61 4.80 33.57 393 296 AVERAGE	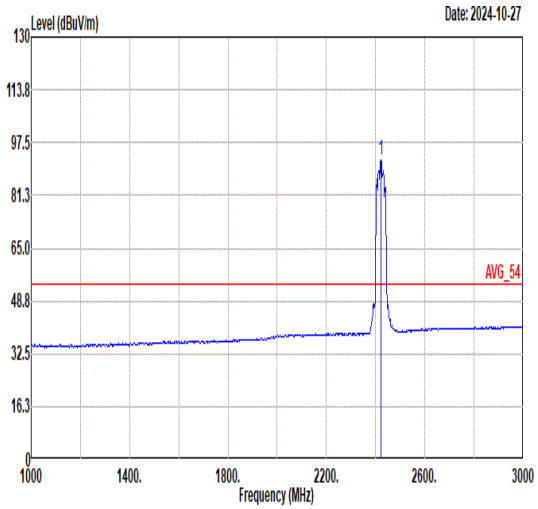 Freq Level Limit Line Margin Read Level Ant Factor Cable Loss Preamp Factor APos TPos Remark MHz dBuV/m dBuV/m dB dBuV dB/m dB dB cm deg 1 2422.00 92.24 ------ ------ 90.31 30.65 4.83 33.55 393 296 AVERAGE

Mode	20	
	Band Edge - R	
	2400-2483.5_802.11ax HE40_CH03_Full RU _2422MHz	
ANT	CDD 6+7	
Pol.	Vertical	Fundamental
Peak	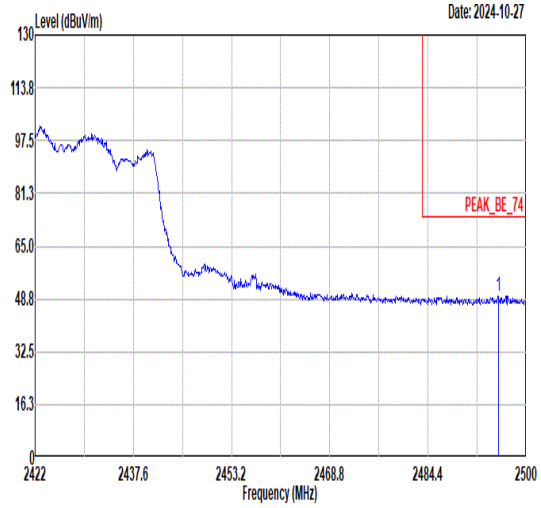 Freq Level Limit Line Margin Read Level Ant Factor Cable Loss Preamp Factor APos TPos Remark MHz dBuV/m dBuV/m dB dBuV dB/m dB dB cm deg 1 2495.55 49.68 74.00 -24.32 47.35 30.90 4.94 33.51 393 296 PEAK	Blank
Avg	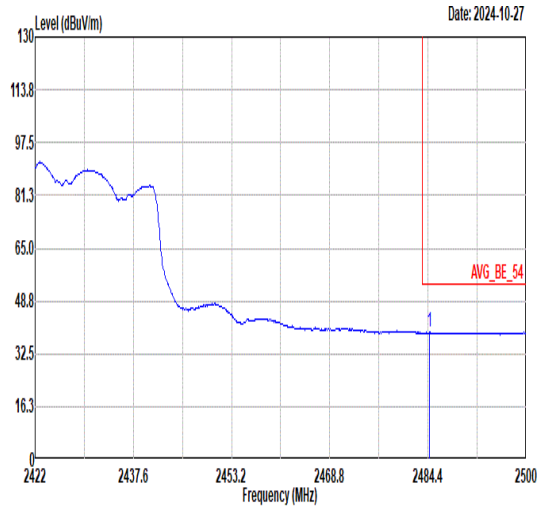 Freq Level Limit Line Margin Read Level Ant Factor Cable Loss Preamp Factor APos TPos Remark MHz dBuV/m dBuV/m dB dBuV dB/m dB dB cm deg 1 2484.63 39.11 54.00 -14.89 36.84 30.86 4.92 33.51 393 296 AVERAGE	Blank

Mode	21	
	Band Edge - L	
	2400-2483.5_802.11ax HE40_CH09_Full RU _2452MHz	
ANT	CDD 6+7	
Pol.	Horizontal	Fundamental
Peak	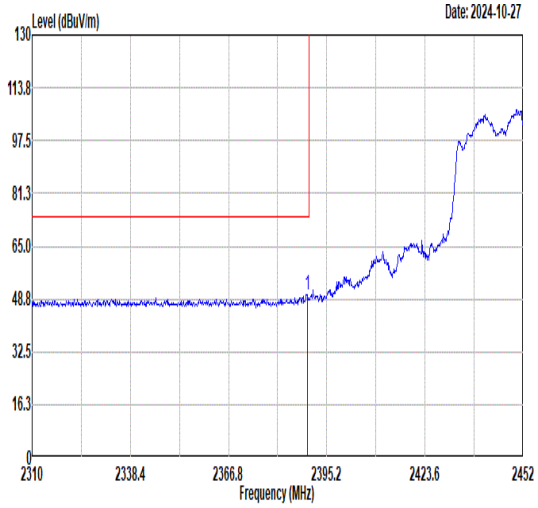 Freq Level Limit Line Margin Read Level Ant Factor Cable Loss Preamp Factor APos TPos Remark MHz dBuV/m dBuV/m dB dBuV dB/m dB dB cm deg 1 2389.52 50.16 74.00 -23.84 48.32 30.61 4.80 33.57 216 360 PEAK	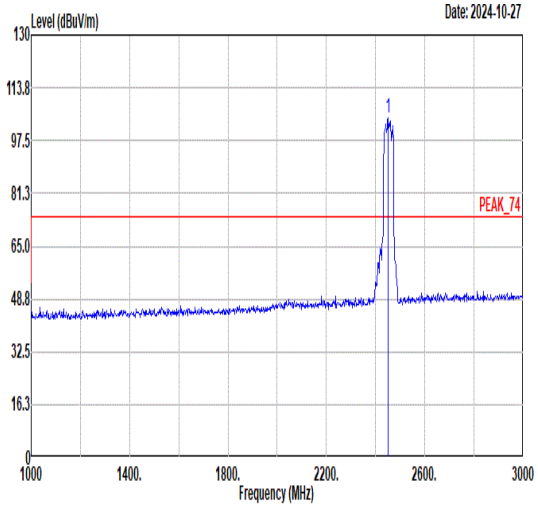 Freq Level Limit Line Margin Read Level Ant Factor Cable Loss Preamp Factor APos TPos Remark MHz dBuV/m dBuV/m dB dBuV dB/m dB dB cm deg 1 2452.00 104.57 ------ ------ 102.49 30.73 4.88 33.53 216 360 PEAK
Avg	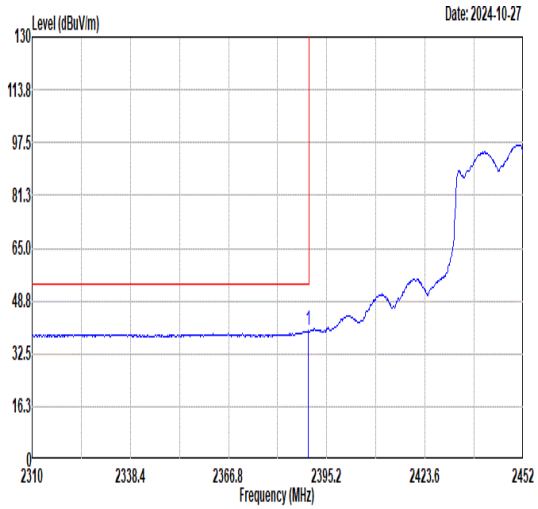 Freq Level Limit Line Margin Read Level Ant Factor Cable Loss Preamp Factor APos TPos Remark MHz dBuV/m dBuV/m dB dBuV dB/m dB dB cm deg 1 2389.95 39.51 54.00 -14.49 37.67 30.61 4.80 33.57 216 360 AVERAGE	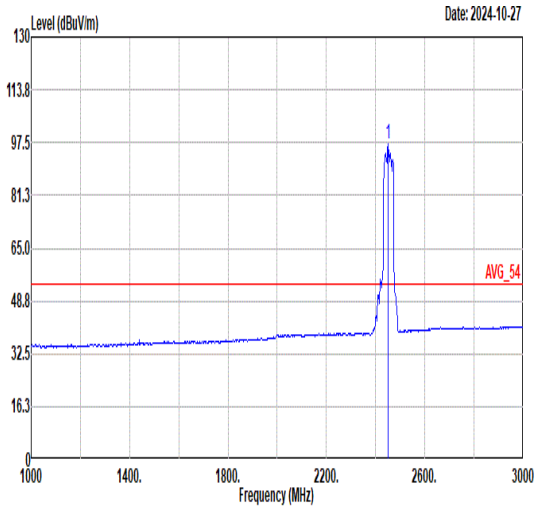 Freq Level Limit Line Margin Read Level Ant Factor Cable Loss Preamp Factor APos TPos Remark MHz dBuV/m dBuV/m dB dBuV dB/m dB dB cm deg 1 2452.00 96.94 ------ ------ 94.86 30.73 4.88 33.53 216 360 AVERAGE

Mode	21	
	Band Edge - R	
	2400-2483.5_802.11ax HE40_CH09_Full RU _2452MHz	
ANT	CDD 6+7	
Pol.	Horizontal	Fundamental
Peak	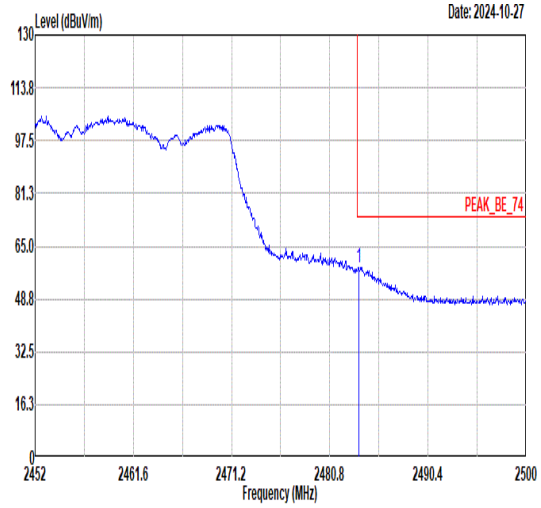 Freq Level Limit Line Margin Read Level Ant Factor Cable Loss Preamp Factor APos TPos Remark MHz dBuV/m dBuV/m dB dBuV dB/m dB dB cm deg 1 2483.63 58.43 74.00 -15.57 56.17 30.85 4.92 33.51 216 360 PEAK	Blank
Avg	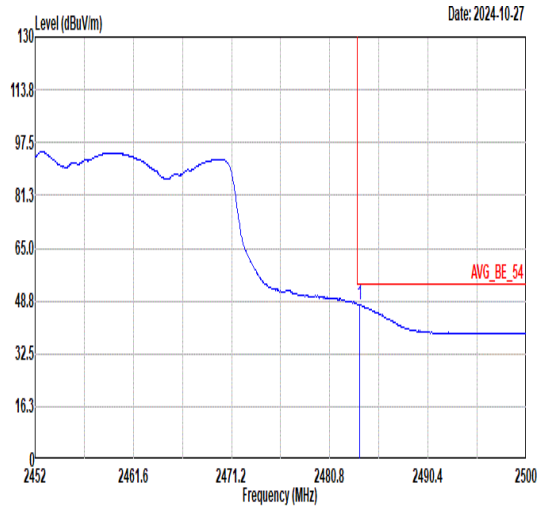 Freq Level Limit Line Margin Read Level Ant Factor Cable Loss Preamp Factor APos TPos Remark MHz dBuV/m dBuV/m dB dBuV dB/m dB dB cm deg 1 2483.73 47.71 54.00 -6.29 45.45 30.85 4.92 33.51 216 360 AVERAGE	Blank

Mode	21	
	Band Edge - L	
	2400-2483.5_802.11ax HE40_CH09_Full RU _2452MHz	
ANT	CDD 6+7	
Pol.	Vertical	Fundamental
Peak	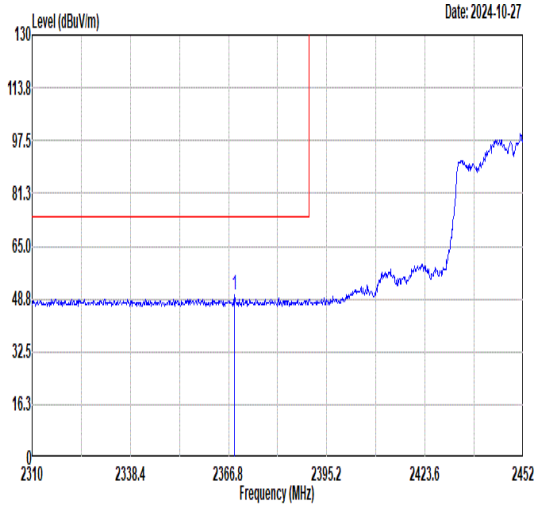 Freq Level Limit Line Margin Read Level Ant Factor Cable Loss Preamp Factor APos TPos Remark MHz dBuV/m dBuV/m dB dBuV dB/m dB dB cm deg 1 2368.50 49.90 74.00 -24.10 48.06 30.65 4.77 33.58 400 197 PEAK	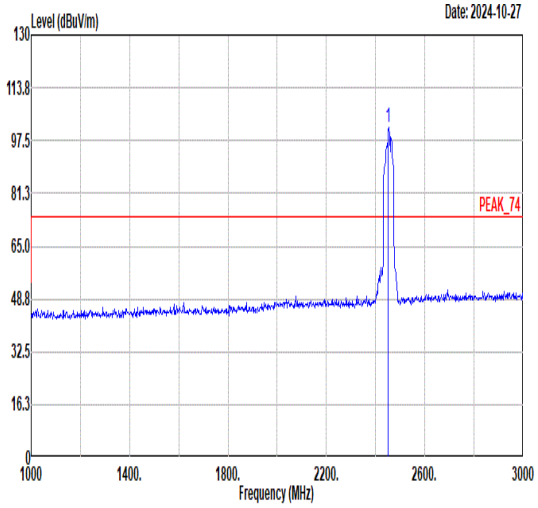 Freq Level Limit Line Margin Read Level Ant Factor Cable Loss Preamp Factor APos TPos Remark MHz dBuV/m dBuV/m dB dBuV dB/m dB dB cm deg 1 2452.00 101.39 ------ ------ 99.30 30.74 4.88 33.53 400 197 PEAK
Avg	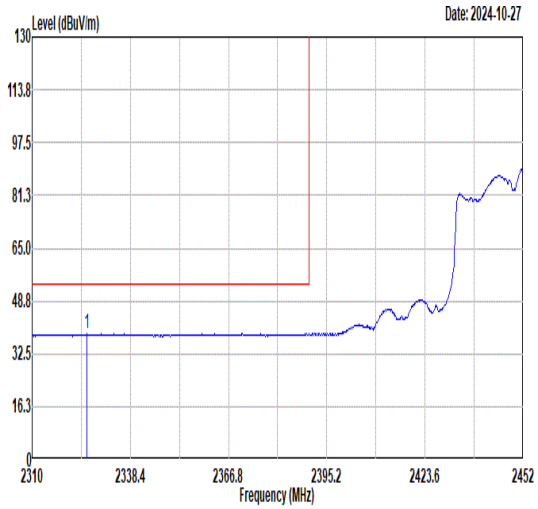 Freq Level Limit Line Margin Read Level Ant Factor Cable Loss Preamp Factor APos TPos Remark MHz dBuV/m dBuV/m dB dBuV dB/m dB dB cm deg 1 2325.76 38.64 54.00 -15.36 36.79 30.73 4.73 33.61 400 197 AVERAGE	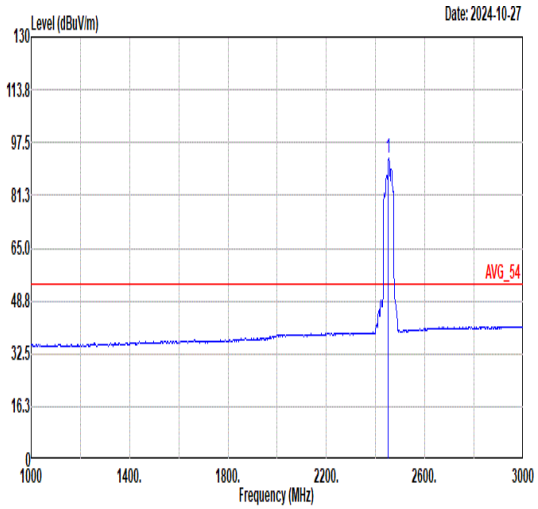 Freq Level Limit Line Margin Read Level Ant Factor Cable Loss Preamp Factor APos TPos Remark MHz dBuV/m dBuV/m dB dBuV dB/m dB dB cm deg 1 2452.00 92.69 ------ ------ 90.60 30.74 4.88 33.53 400 197 AVERAGE

Mode	21	
	Band Edge - R	
	2400-2483.5_802.11ax HE40_CH09_Full RU _2452MHz	
ANT	CDD 6+7	
Pol.	Vertical	Fundamental
Peak	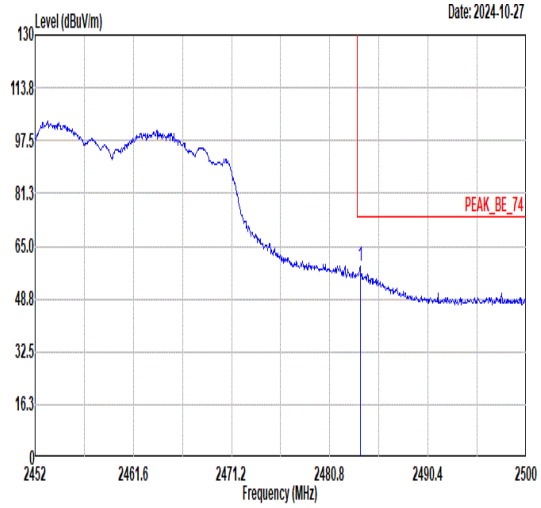 Freq Level Limit Line Margin Read Level Ant Factor Cable Loss Preamp Factor APos TPos Remark MHz dBuV/m dBuV/m dB dBuV dB/m dB dB cm deg 1 2483.78 58.83 74.00 -15.17 56.57 30.85 4.92 33.51 400 197 PEAK	Blank
Avg	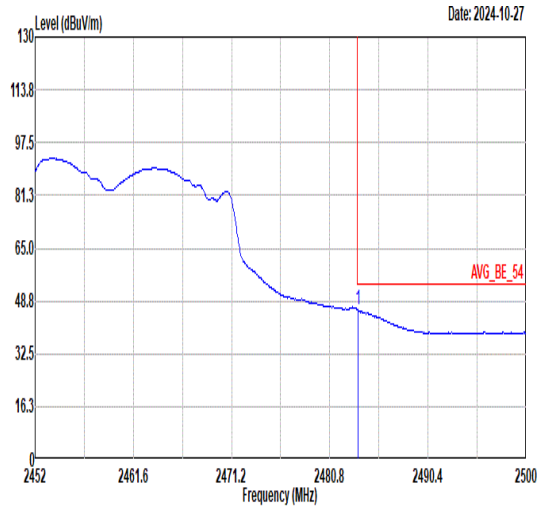 Freq Level Limit Line Margin Read Level Ant Factor Cable Loss Preamp Factor APos TPos Remark MHz dBuV/m dBuV/m dB dBuV dB/m dB dB cm deg 1 2483.58 46.14 54.00 -7.86 43.88 30.85 4.92 33.51 400 197 AVERAGE	Blank

Mode	22	
	Band Edge	
	2400-2483.5_802.11ax HE20_CH01_Partial_RU 52/37_2412MHz	
ANT	CDD 6+7	
Pol.	Horizontal	Fundamental
Peak	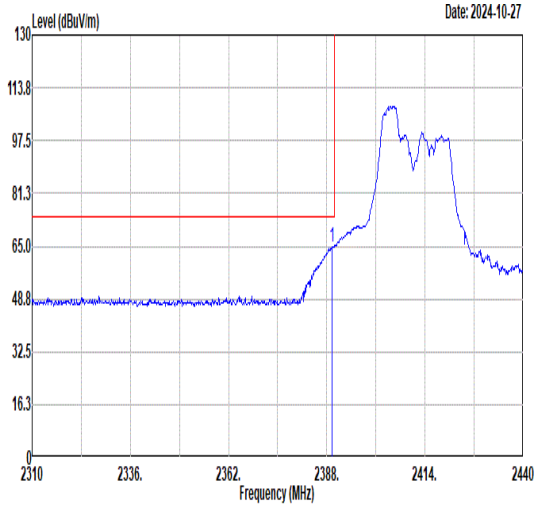 Freq Level Limit Line Margin Read Level Ant Factor Cable Loss Preamp Factor APos TPos Remark MHz dBuV/m dBuV/m dB dBuV dB/m dB dB cm deg 1 2389.43 64.75 74.00 -9.25 62.91 30.61 4.80 33.57 100 133 PEAK	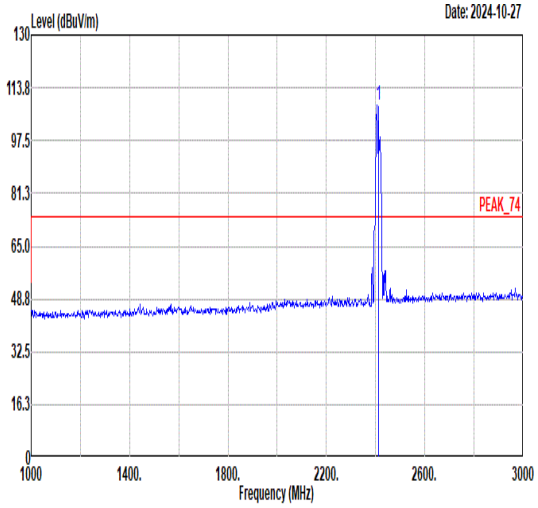 Freq Level Limit Line Margin Read Level Ant Factor Cable Loss Preamp Factor APos TPos Remark MHz dBuV/m dBuV/m dB dBuV dB/m dB dB cm deg 1 2412.00 108.40 ------ ------ 106.53 30.62 4.81 33.56 100 133 PEAK
Avg	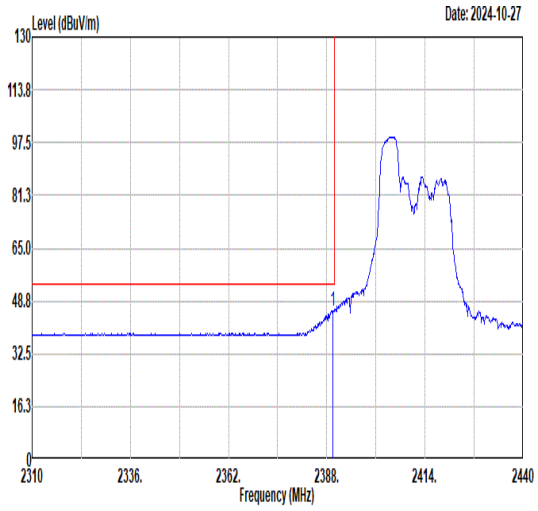 Freq Level Limit Line Margin Read Level Ant Factor Cable Loss Preamp Factor APos TPos Remark MHz dBuV/m dBuV/m dB dBuV dB/m dB dB cm deg 1 2389.56 45.83 54.00 -8.17 43.99 30.61 4.80 33.57 100 133 AVERAGE	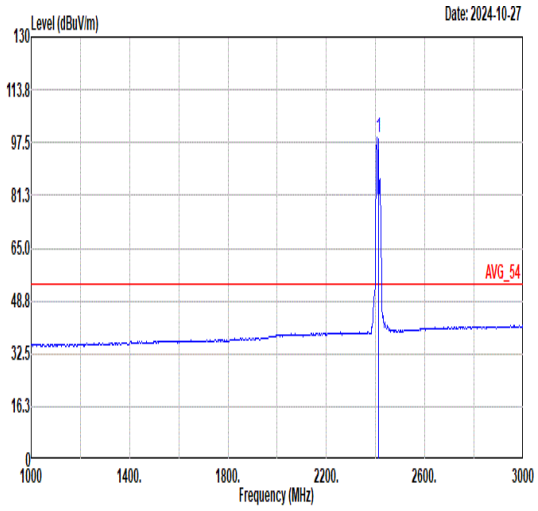 Freq Level Limit Line Margin Read Level Ant Factor Cable Loss Preamp Factor APos TPos Remark MHz dBuV/m dBuV/m dB dBuV dB/m dB dB cm deg 1 2412.00 98.90 ------ ------ 97.03 30.62 4.81 33.56 100 133 AVERAGE

Mode	22	
	Band Edge	
	2400-2483.5_802.11ax HE20_CH01_Partial_RU 52/37_2412MHz	
ANT	CDD 6+7	
Pol.	Vertical	Fundamental
Peak	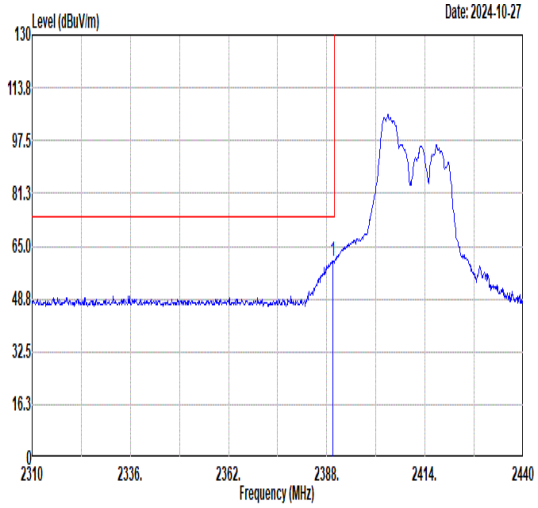 Freq Level Limit Line Margin Read Level Ant Factor Cable Loss Preamp Factor APos TPos Remark MHz dBuV/m dBuV/m dB dBuV dB/m dB dB cm deg 1 2389.56 60.38 74.00 -13.62 58.54 30.61 4.80 33.57 383 192 PEAK	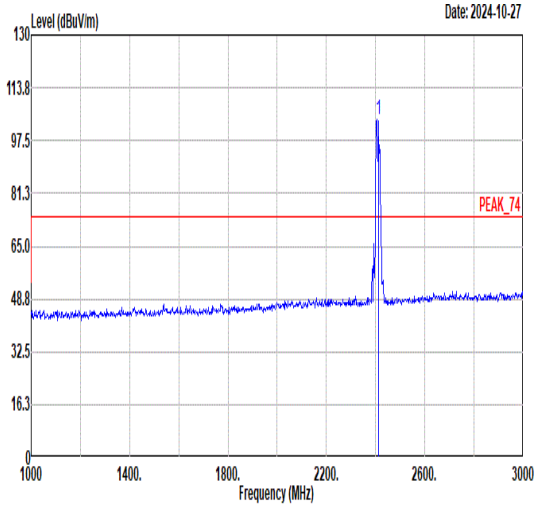 Freq Level Limit Line Margin Read Level Ant Factor Cable Loss Preamp Factor APos TPos Remark MHz dBuV/m dBuV/m dB dBuV dB/m dB dB cm deg 1 2412.00 104.18 ------ ------ 102.31 30.62 4.81 33.56 383 192 PEAK
Avg	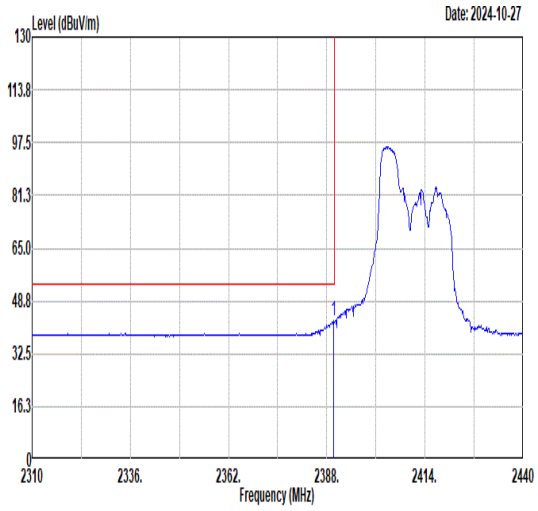 Freq Level Limit Line Margin Read Level Ant Factor Cable Loss Preamp Factor APos TPos Remark MHz dBuV/m dBuV/m dB dBuV dB/m dB dB cm deg 1 2389.82 42.47 54.00 -11.53 40.63 30.61 4.80 33.57 383 192 AVERAGE	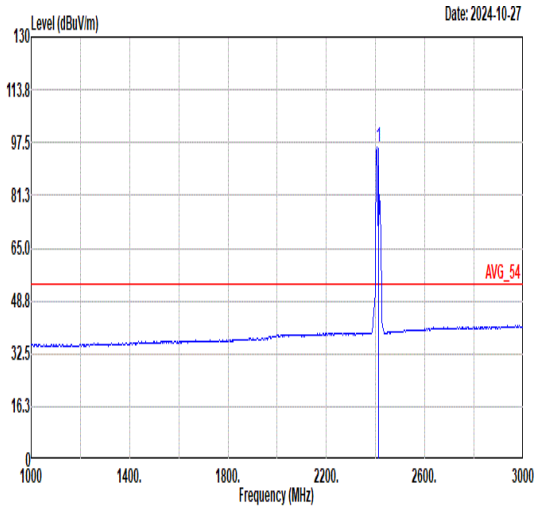 Freq Level Limit Line Margin Read Level Ant Factor Cable Loss Preamp Factor APos TPos Remark MHz dBuV/m dBuV/m dB dBuV dB/m dB dB cm deg 1 2412.00 95.96 ------ ------ 94.09 30.62 4.81 33.56 383 192 AVERAGE

Mode	23	
	Band Edge	
	2400-2483.5_802.11ax HE20_CH11_Partial_RU 106/54_2462MHz	
ANT	CDD 6+7	
Pol.	Horizontal	Fundamental
Peak	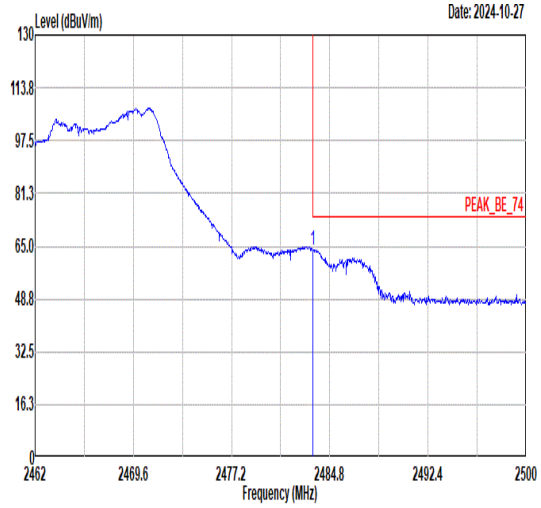 Freq Level Limit Line Margin Read Level Ant Factor Cable Loss Preamp Factor APos TPos Remark MHz dBuV/m dBuV/m dB dBuV dB/m dB dB cm deg 1 2483.51 63.96 74.00 -10.04 61.70 30.85 4.92 33.51 400 324 PEAK	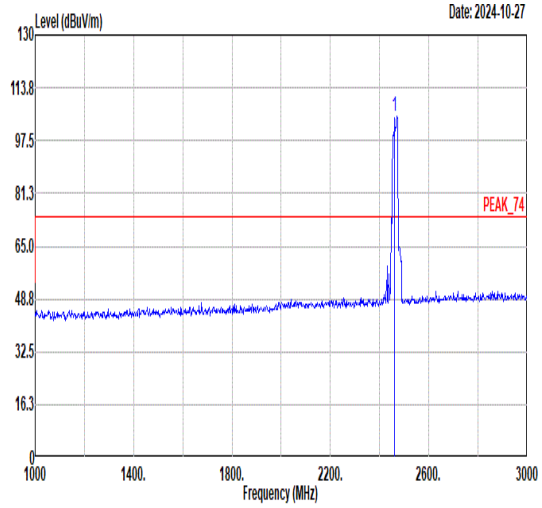 Freq Level Limit Line Margin Read Level Ant Factor Cable Loss Preamp Factor APos TPos Remark MHz dBuV/m dBuV/m dB dBuV dB/m dB dB cm deg 1 2462.00 105.12 ------ ------ 102.94 30.80 4.90 33.52 400 324 PEAK
Avg	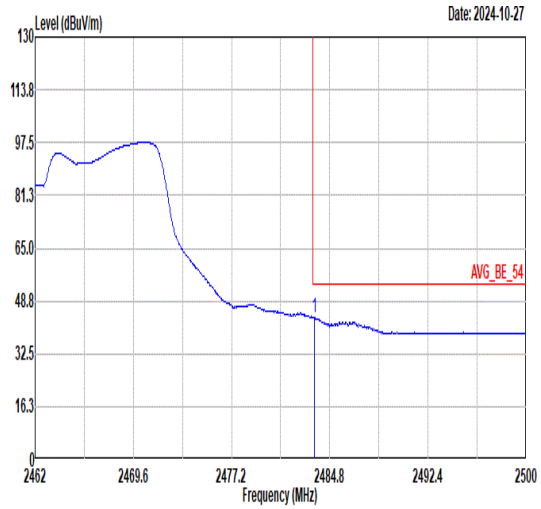 Freq Level Limit Line Margin Read Level Ant Factor Cable Loss Preamp Factor APos TPos Remark MHz dBuV/m dBuV/m dB dBuV dB/m dB dB cm deg 1 2483.58 43.75 54.00 -10.25 41.49 30.85 4.92 33.51 400 324 AVERAGE	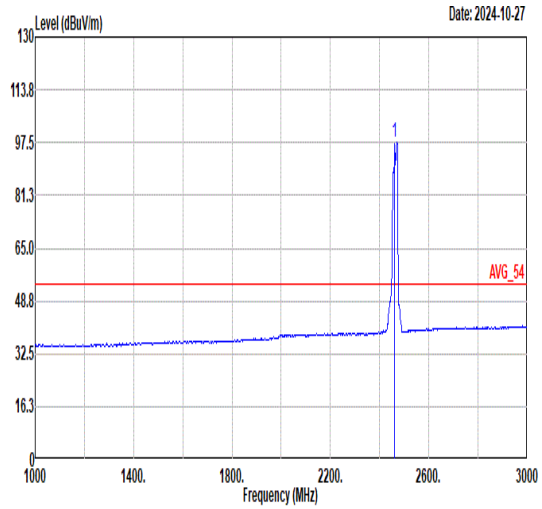 Freq Level Limit Line Margin Read Level Ant Factor Cable Loss Preamp Factor APos TPos Remark MHz dBuV/m dBuV/m dB dBuV dB/m dB dB cm deg 1 2462.00 97.43 ------ ------ 95.25 30.80 4.90 33.52 400 324 AVERAGE

Mode	23	
	Band Edge	
	2400-2483.5_802.11ax HE20_CH11_Partial_RU 106/54_2462MHz	
ANT	CDD 6+7	
Pol.	Vertical	Fundamental
Peak	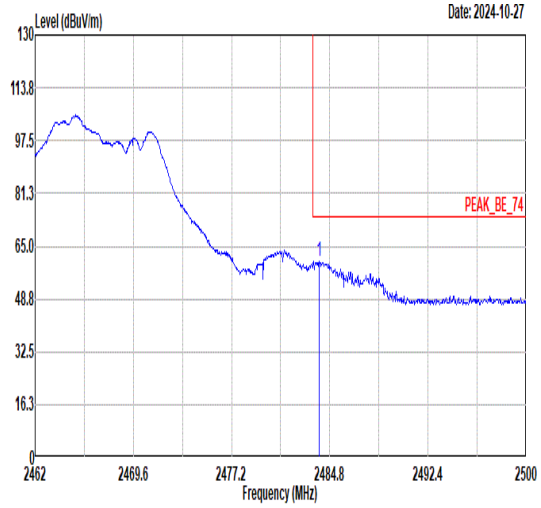 Freq Level Limit Line Margin Read Level Ant Factor Cable Loss Preamp Factor APos TPos Remark MHz dBuV/m dBuV/m dB dBuV dB/m dB dB cm deg 1 2484.00 60.21 74.00 -13.79 57.95 30.85 4.92 33.51 400 197 PEAK	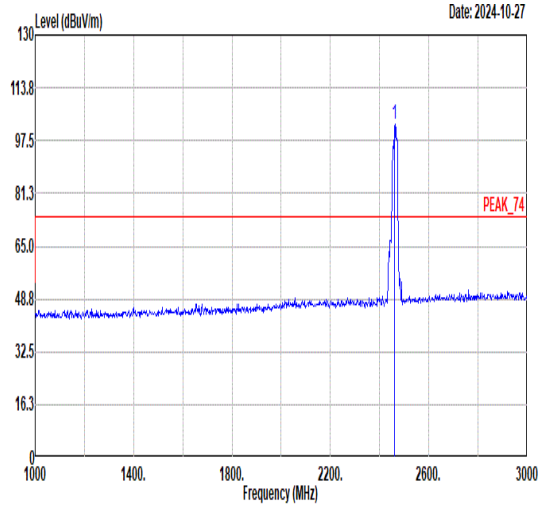 Freq Level Limit Line Margin Read Level Ant Factor Cable Loss Preamp Factor APos TPos Remark MHz dBuV/m dBuV/m dB dBuV dB/m dB dB cm deg 1 2462.00 102.66 ------ ------ 100.52 30.77 4.89 33.52 400 197 PEAK
Avg	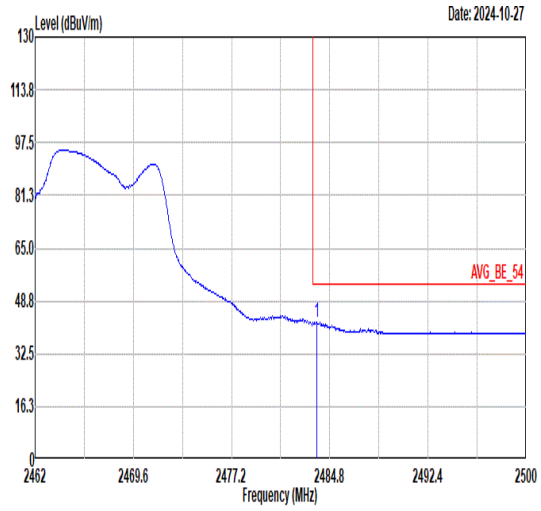 Freq Level Limit Line Margin Read Level Ant Factor Cable Loss Preamp Factor APos TPos Remark MHz dBuV/m dBuV/m dB dBuV dB/m dB dB cm deg 1 2483.77 42.13 54.00 -11.87 39.87 30.85 4.92 33.51 400 197 AVERAGE	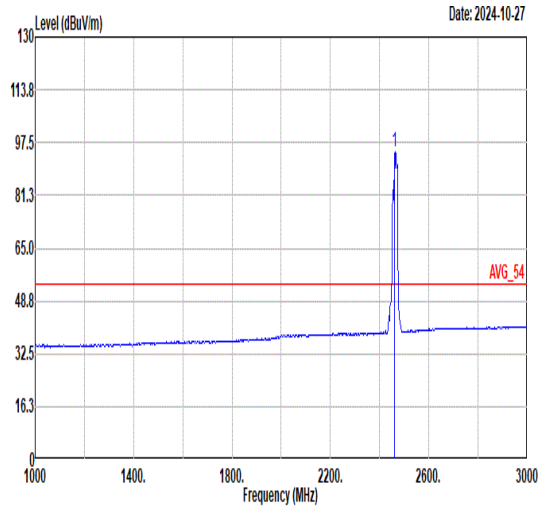 Freq Level Limit Line Margin Read Level Ant Factor Cable Loss Preamp Factor APos TPos Remark MHz dBuV/m dBuV/m dB dBuV dB/m dB dB cm deg 1 2462.00 94.78 ------ ------ 92.64 30.77 4.89 33.52 400 197 AVERAGE

Mode	24	
	LF	
	2400-2483.5_802.11g_CH01_2412MHz	
ANT	CDD 6+7	
Pol.	Horizontal	Vertical
Peak	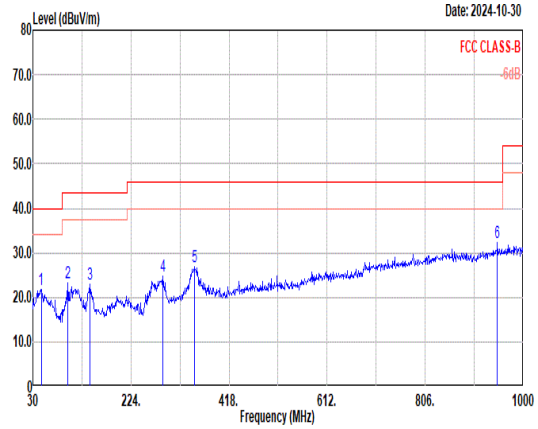 Freq Level Limit Line Margin Read Level Ant Factor Cable Loss Preamp Factor APos TPos Remark MHz dBuV/m dBuV/m dB dBuV dB/m dB dB cm deg 1 46.49 21.87 40.00 -18.13 36.56 19.62 0.69 35.00 -- -- Peak 2 98.87 23.15 43.50 -20.35 42.13 14.78 1.04 34.80 -- -- Peak 3 142.52 22.81 43.50 -20.69 37.93 18.35 1.25 34.72 -- -- Peak 4 287.05 24.91 46.00 -21.09 39.06 18.72 1.76 34.63 -- -- Peak 5 349.13 26.91 46.00 -19.09 39.37 20.20 1.94 34.60 -- -- Peak 6 948.59 32.41 46.00 -13.59 33.71 29.74 3.26 34.30 -- -- Peak	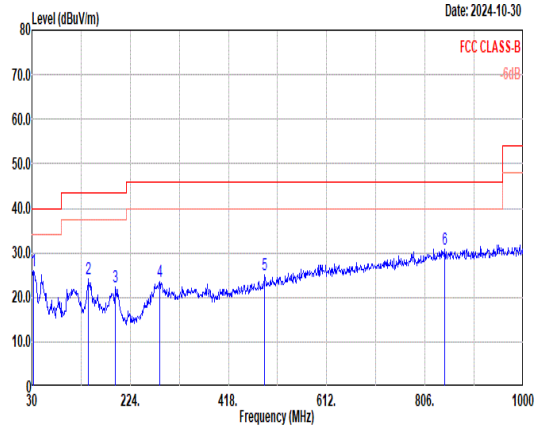 Freq Level Limit Line Margin Read Level Ant Factor Cable Loss Preamp Factor APos TPos Remark MHz dBuV/m dBuV/m dB dBuV dB/m dB dB cm deg 1 33.88 25.98 40.00 -14.02 41.82 18.46 0.57 34.87 -- -- Peak 2 141.55 24.03 43.50 -19.47 39.23 18.27 1.25 34.72 -- -- Peak 3 194.90 22.45 43.50 -21.05 39.40 16.28 1.47 34.70 -- -- Peak 4 282.20 23.45 46.00 -22.55 37.78 18.57 1.74 34.64 -- -- Peak 5 489.78 24.93 46.00 -21.07 33.87 23.23 2.33 34.50 -- -- Peak 6 844.80 30.81 46.00 -15.19 33.31 28.71 3.09 34.30 -- -- Peak

Mode	26	
	Band Edge	
	CO-TX	
Pol.	Horizontal	Fundamental
Peak	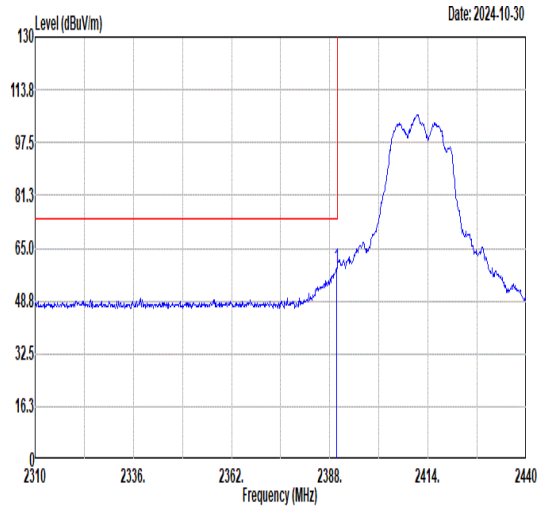 Freq Level Limit Line Margin Read Level Ant Factor Cable Loss Preamp Factor APos TPos Remark MHz dBuV/m dBuV/m dB dBuV dB/m dB dB cm deg 1 2389.82 59.08 74.00 -14.92 57.24 30.61 4.80 33.57 304 335 PEAK	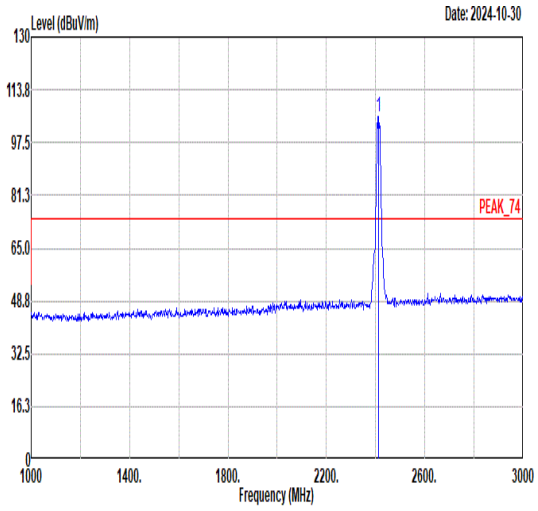 Freq Level Limit Line Margin Read Level Ant Factor Cable Loss Preamp Factor APos TPos Remark MHz dBuV/m dBuV/m dB dBuV dB/m dB dB cm deg 1 2412.00 105.53 ------ ------ 103.62 30.64 4.82 33.55 304 335 PEAK
Avg	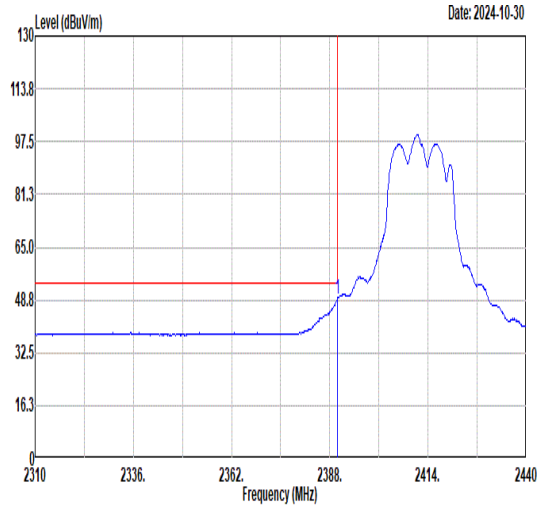 Freq Level Limit Line Margin Read Level Ant Factor Cable Loss Preamp Factor APos TPos Remark MHz dBuV/m dBuV/m dB dBuV dB/m dB dB cm deg 1 2389.95 48.96 54.00 -5.04 47.12 30.61 4.80 33.57 304 335 AVERAGE	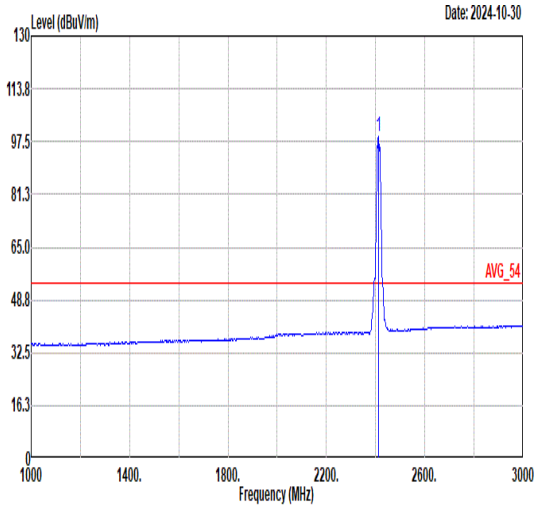 Freq Level Limit Line Margin Read Level Ant Factor Cable Loss Preamp Factor APos TPos Remark MHz dBuV/m dBuV/m dB dBuV dB/m dB dB cm deg 1 2412.00 99.32 ------ ------ 97.41 30.64 4.82 33.55 304 335 AVERAGE

Mode	26	
	Band Edge	
	CO-TX	
Pol.	Vertical	Fundamental
Peak	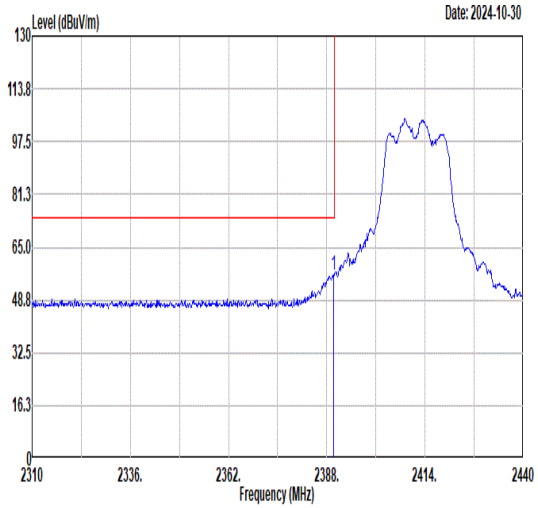 Freq Level Limit Line Margin Read Level Ant Factor Cable Loss Preamp Factor APos TPos Remark MHz dBuV/m dBuV/m dB dBuV dB/m dB dB cm deg 1 2389.82 56.51 74.00 -17.49 54.67 30.61 4.80 33.57 339 230 PEAK	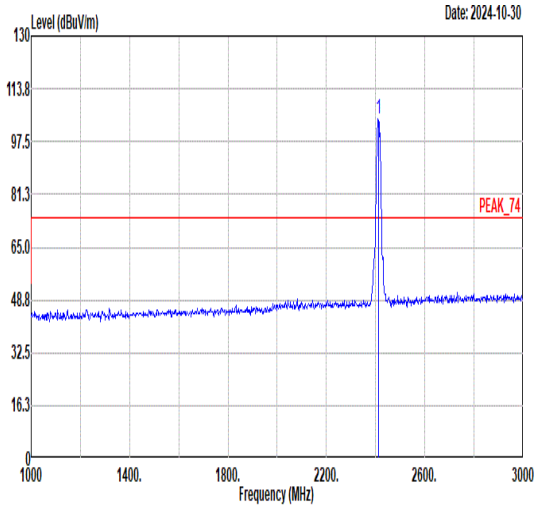 Freq Level Limit Line Margin Read Level Ant Factor Cable Loss Preamp Factor APos TPos Remark MHz dBuV/m dBuV/m dB dBuV dB/m dB dB cm deg 1 2412.00 104.49 ------ ------ 102.60 30.63 4.82 33.56 339 230 PEAK
Avg	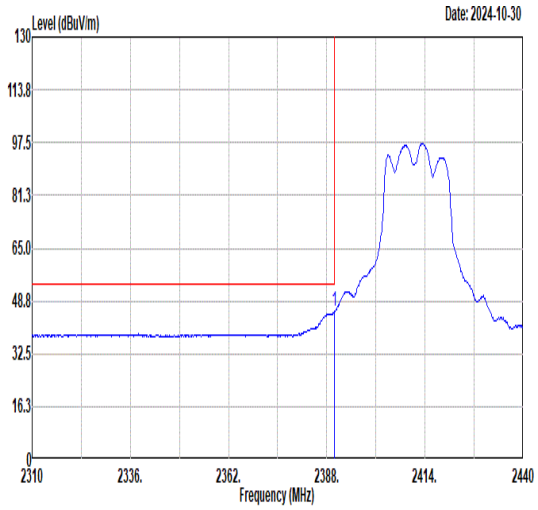 Freq Level Limit Line Margin Read Level Ant Factor Cable Loss Preamp Factor APos TPos Remark MHz dBuV/m dBuV/m dB dBuV dB/m dB dB cm deg 1 2389.95 45.60 54.00 -8.40 43.76 30.61 4.80 33.57 339 230 AVERAGE	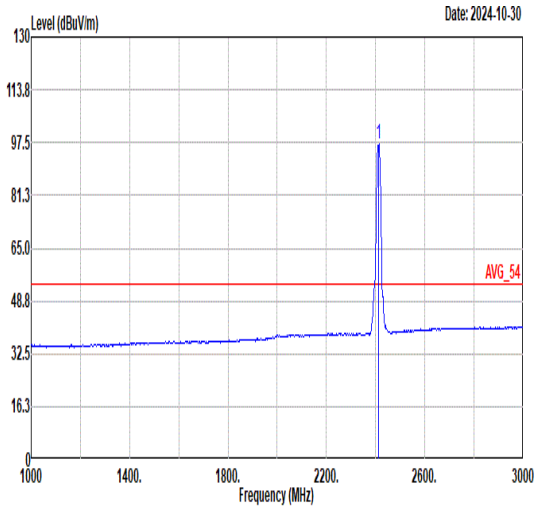 Freq Level Limit Line Margin Read Level Ant Factor Cable Loss Preamp Factor APos TPos Remark MHz dBuV/m dBuV/m dB dBuV dB/m dB dB cm deg 1 2412.00 97.02 ------ ------ 95.11 30.64 4.82 33.55 339 230 AVERAGE

Mode	26	
	Harmonic	
	CO-TX	
Pol.	Horizontal	Vertical
Peak Avg	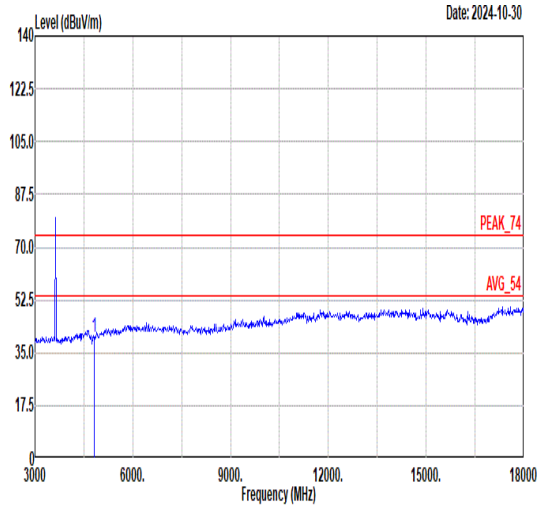 Freq Level Limit Line Margin Read Level Ant Factor Cable Loss Preamp Factor APos TPos Remark MHz dBuV/m dBuV/m dB dBuV dB/m dB dB cm deg 1 4824.00 40.37 74.00 -33.63 63.59 34.26 7.75 65.23 -- -- Peak	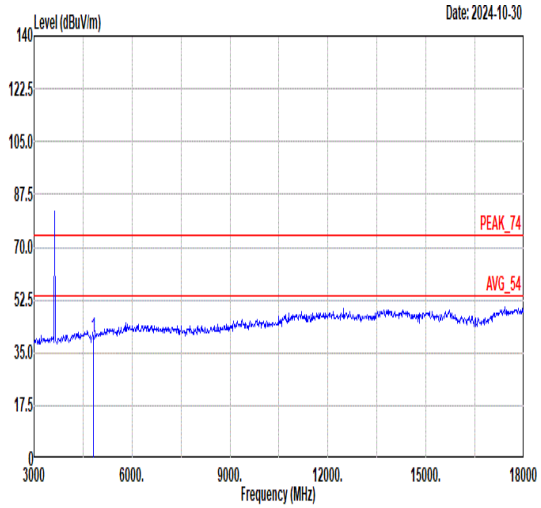 Freq Level Limit Line Margin Read Level Ant Factor Cable Loss Preamp Factor APos TPos Remark MHz dBuV/m dBuV/m dB dBuV dB/m dB dB cm deg 1 4824.00 40.22 74.00 -33.78 63.44 34.26 7.75 65.23 -- -- Peak

Note: For all above plots, the frequency points over limit line are fundamental signals, which can be ignored.

Appendix D. Duty Cycle Plots

MIMO Ant.6+7:

Band	Duty Cycle(%)	T(ms)	1/T(kHz)	VBW Setting
802.11b	98.53	-	-	10Hz
802.11g	99.05	-	-	10Hz
802.11ax HE20	99.82	-	-	10Hz
802.11ax HE40	99.63	-	-	10Hz

802.11b

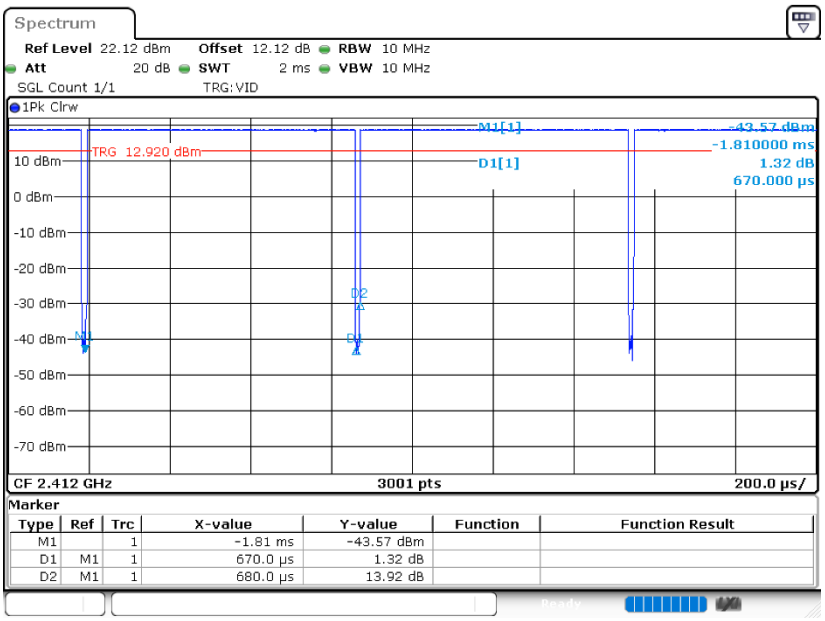

802.11g

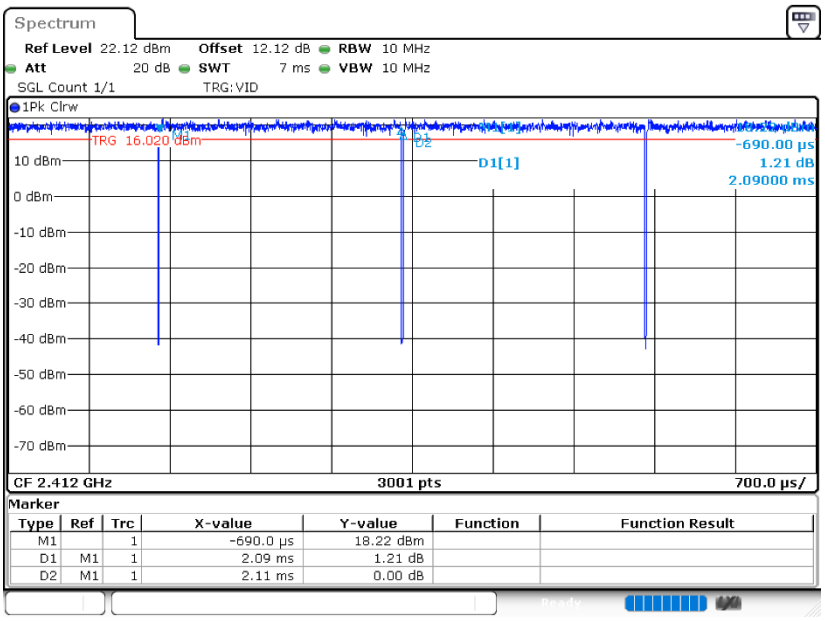

802.11ax HE20

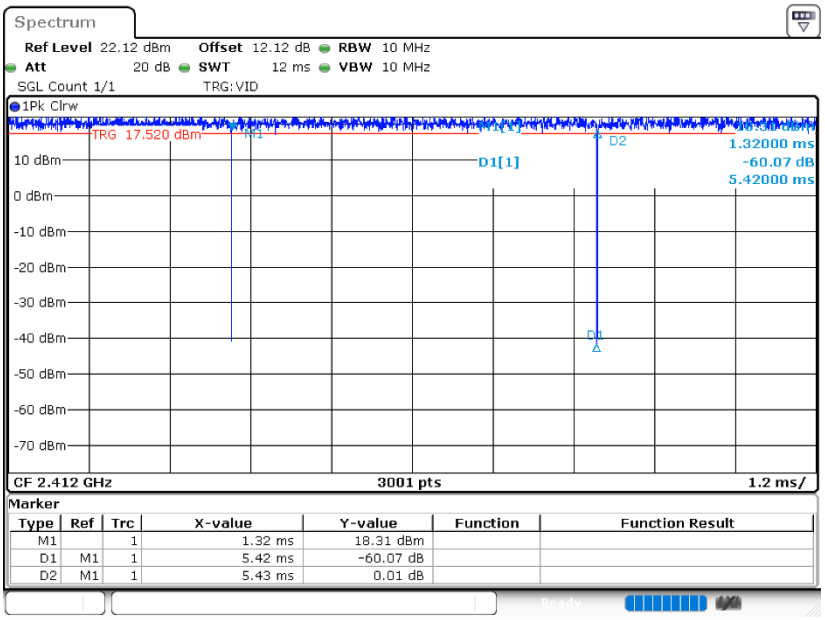
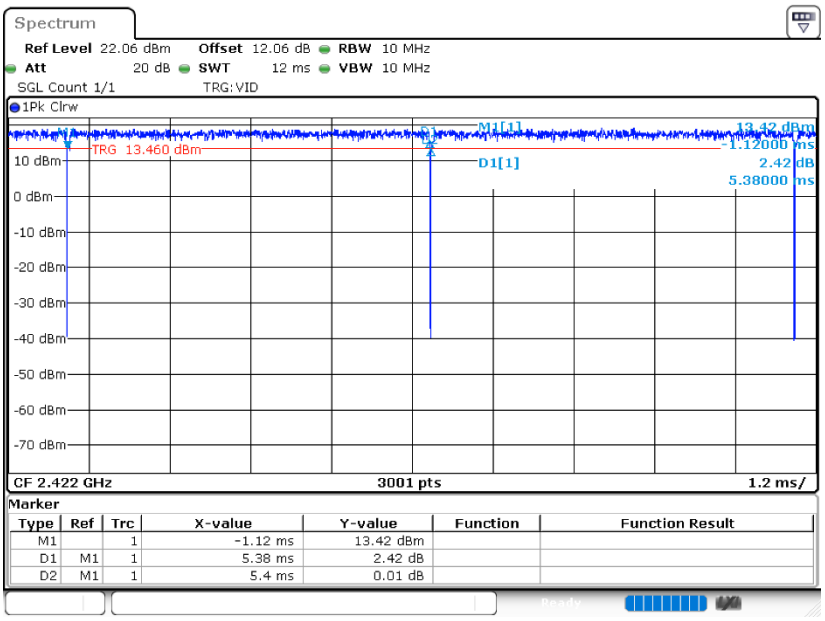
802.11 ax HE40