

NEBRA

Nebra HNT Indoor Hotspot Miner


GET STARTED WITH NEBRA HNT
INDOOR HELIUM MINER

SETUP GUIDE



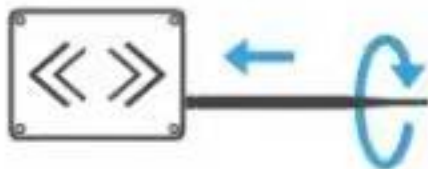
nebra.io/apple

nebra.io/google



1

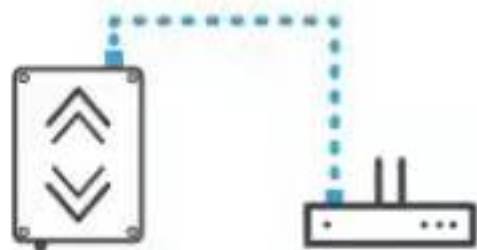
Download the Helium or Nebra app and create or restore a Helium wallet



2

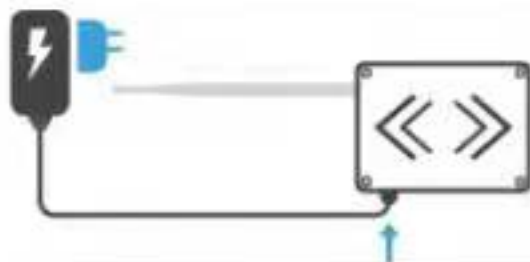
Screw the included antenna(s) into the connector(s) on the hotspot. If you are not sure which goes where, visit our detailed setup guides at nebra.io/hnt

OR



3

If you are using a wired connection, plug an Ethernet cable in between a router and the Ethernet port on the hotspot



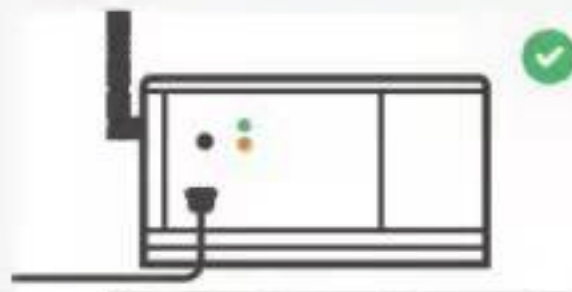
4

Assemble the appropriate adapter for your country onto the universal power supply, plug into mains power and insert power cable into the hotspot



5

When the hotspot is powered up, the lower orange LED will be on. It will take up to 5 minutes to configure after the first boot



6

When the device is ready the green LED will be visible. For devices with bluetooth, a slow flashing indicates the hotspot is ready for pairing. Press and hold the button for 10 seconds to activate pairing

FOR MORE DETAILED SETUP GUIDES VISIT [NEBRA.IO/HNT](https://nebra.io/hnt)

FCC Statement

1. This device complies with Part 15 of the FCC Rules. Operation is subject to the following two conditions:

(1) This device may not cause harmful interference.

(2) This device must accept any interference received, including interference that may cause undesired operation.

2. Changes or modifications not expressly approved by the party responsible for compliance could void the user's authority to operate the equipment.

NOTE:

This equipment has been tested and found to comply with the limits for a Class B digital device, pursuant to Part 15 of the FCC Rules.

These limits are designed to provide reasonable protection against harmful interference in a residential installation.

This equipment generates uses and can radiate radio frequency energy and, if not installed and used in accordance with the instructions, may cause harmful interference to radio communications. However, there is no guarantee that interference will not occur in a particular installation. If this equipment does cause harmful interference to radio or television reception, which can be determined by turning the equipment off and on, the user is encouraged to try to correct the interference by one or more of the following measures:

Reorient or relocate the receiving antenna.

Increase the separation between the equipment and receiver.

Connect the equipment into an outlet on a circuit different from that to which the receiver is connected.

Consult the dealer or an experienced radio/TV technician for help.

This equipment should be installed and operated with minimum distance 20 cm between the radiator and your body.

IC STATEMENT

This device complies with Industry Canada licence-exempt RSS standard(s)

Operation is subject to the following two conditions:

(1) This device may not cause interference, and

(2) This device must accept any interference, including interference that may cause undesired operation of the device.

This equipment complies with IC radiation exposure limits set forth for an uncontrolled environment. End user must follow the specific operating instructions for satisfying RF exposure compliance. This transmitter must not be co-located or operating in conjunction with any other antenna or transmitter.

Ce dispositif est conforme aux normes autoriser-exemptes du Canada RSS d'industrie

L'exploitation est autorisée aux deux conditions suivantes :

(1) l'appareil ne doit pas produire de brouillage, et

(2) l'utilisateur de l'appareil doit accepter tout brouillage radioélectrique subi, même si le brouillage est susceptible d'en compromettre le fonctionnement. Cet équipement

est conforme avec l'exposition aux radiations IC définies pour un environnement

non contrôlé. L'utilisateur final doit respecter les instructions de fonctionnement spécifiques

pour satisfaire la conformité aux expositions RF. Cet émetteur ne doit pas être co-localisées

ou opérant en conjonction avec une autre antenne ou transmetteur.