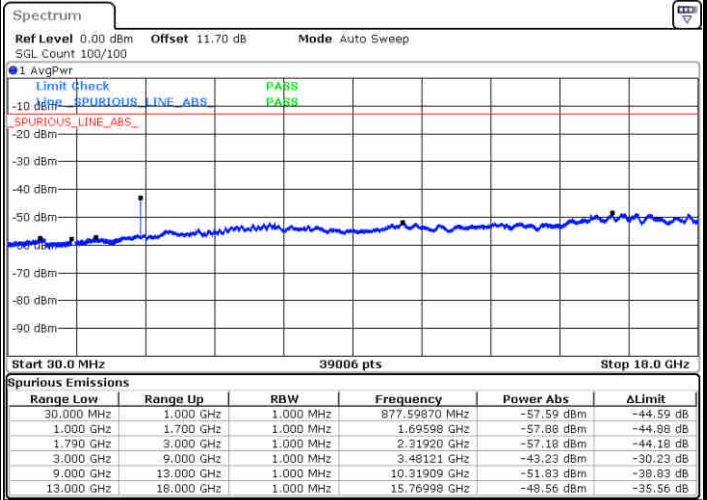
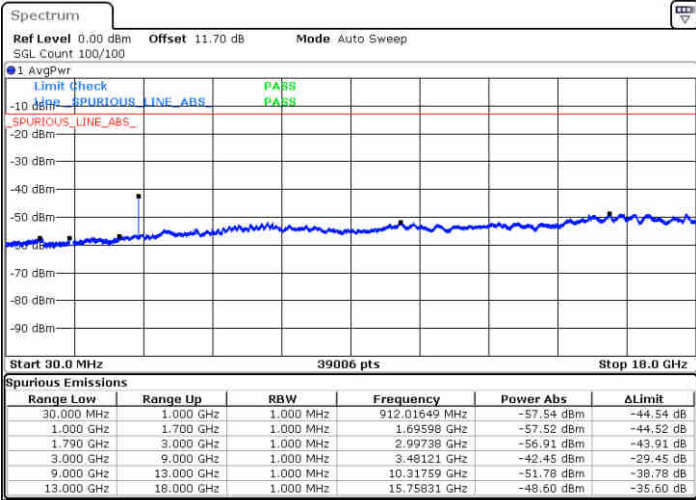




LTE Band 66 / 10MHz

Middle Channel / QPSK

Middle Channel / 16QAM

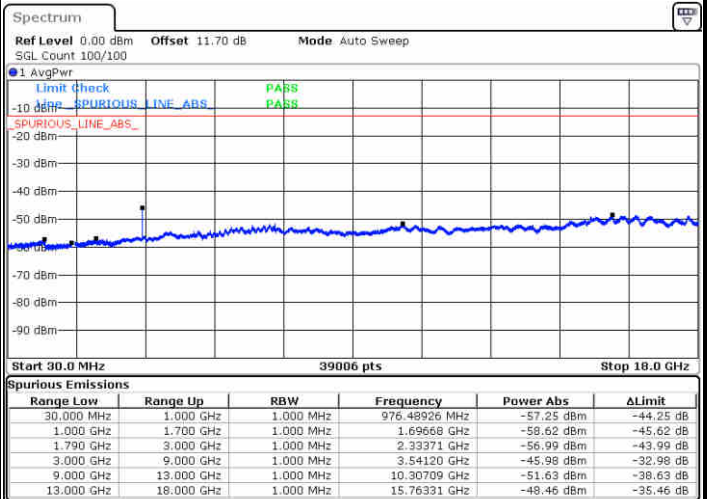
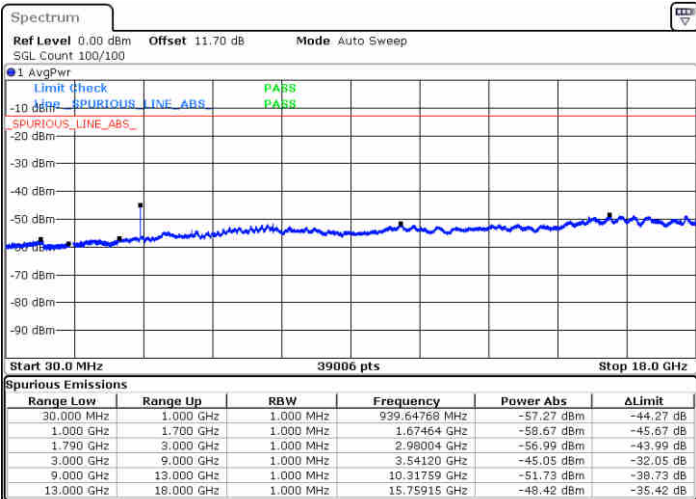


Date: 2.OCT.2017 02:49 01

Date: 2.OCT.2017 02:49 55

Highest Channel / QPSK

Highest Channel / 16QAM



Date: 2.OCT.2017 02:56 04

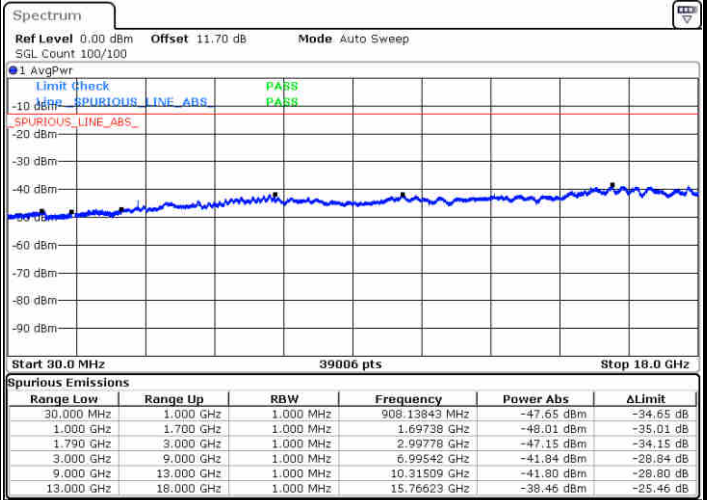
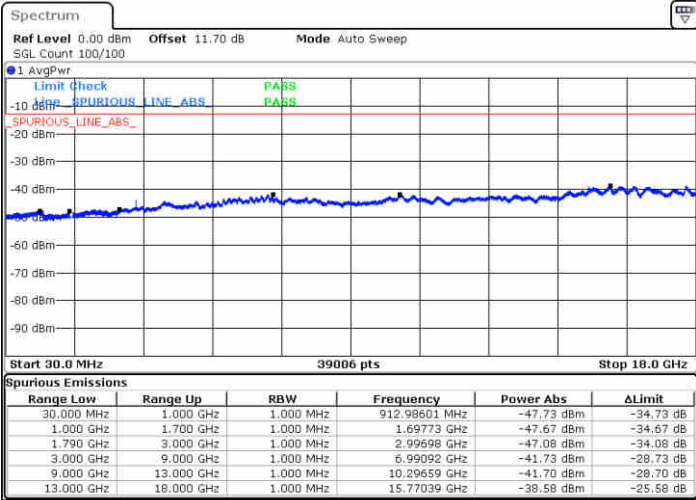
Date: 2.OCT.2017 02:56 59



LTE Band 66 / 15MHz

Lowest Channel / QPSK

Lowest Channel / 16QAM

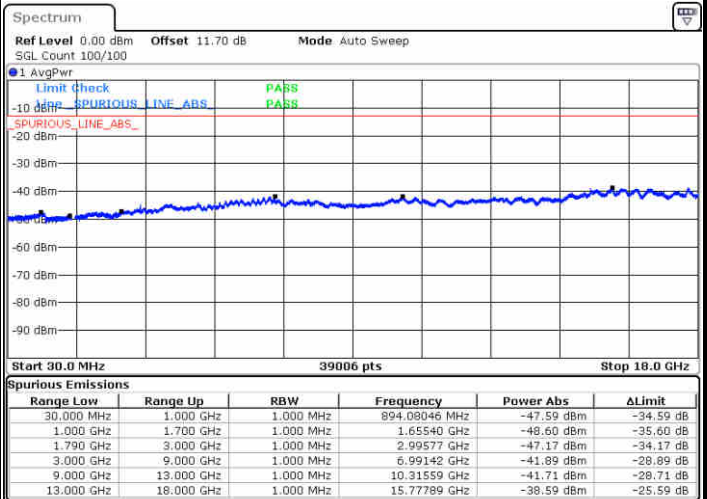
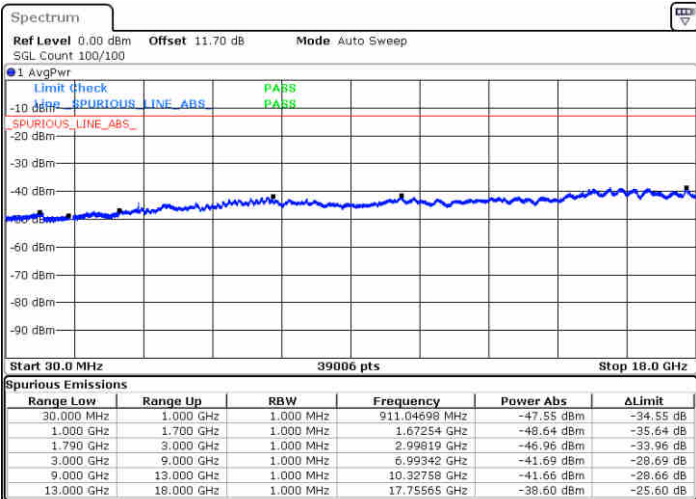


Date: 2.OCT.2017 03:03:08

Date: 2.OCT.2017 03:04:03

Middle Channel / QPSK

Middle Channel / 16QAM



Date: 2.OCT.2017 03:05:38

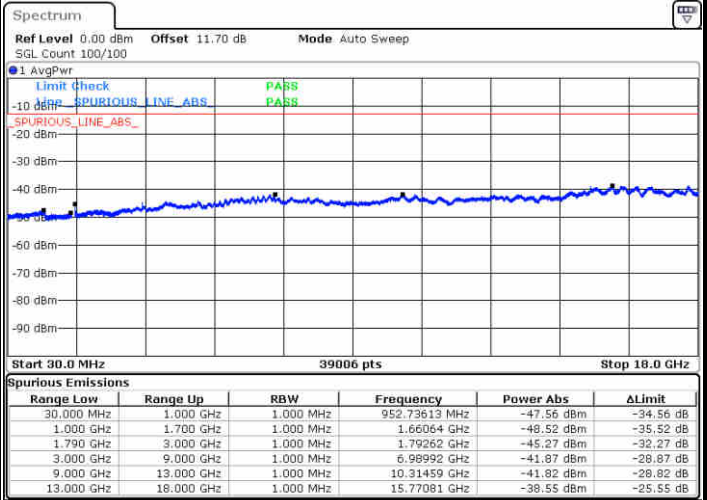
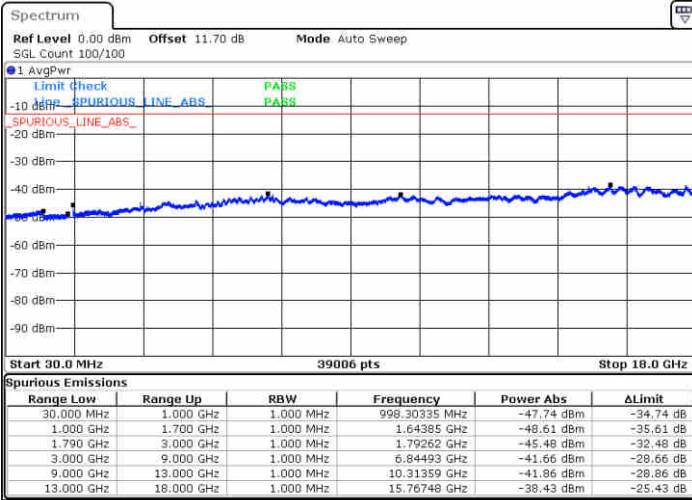
Date: 2.OCT.2017 03:06:32



LTE Band 66 / 15MHz

Highest Channel / QPSK

Highest Channel / 16QAM



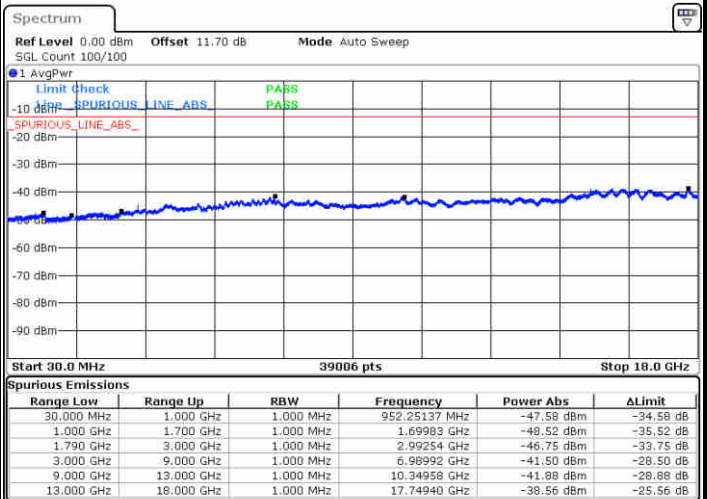
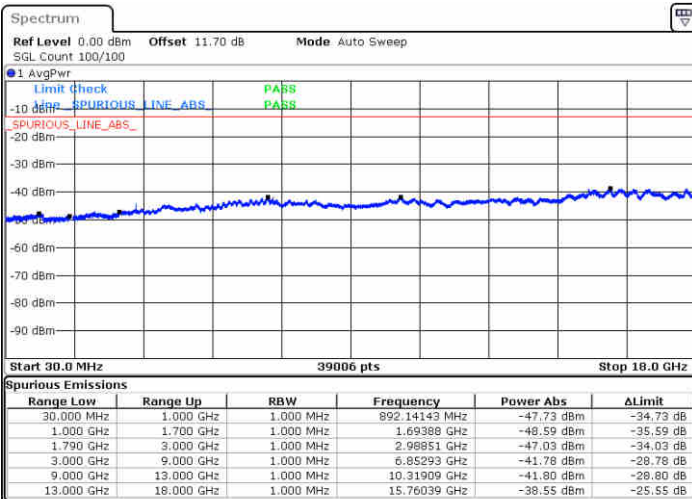
Date: 2.OCT.2017 03:12:42

Date: 2.OCT.2017 03:13:36

LTE Band 66 / 20MHz

Lowest Channel / QPSK

Lowest Channel / 16QAM



Date: 2.OCT.2017 03:19:46

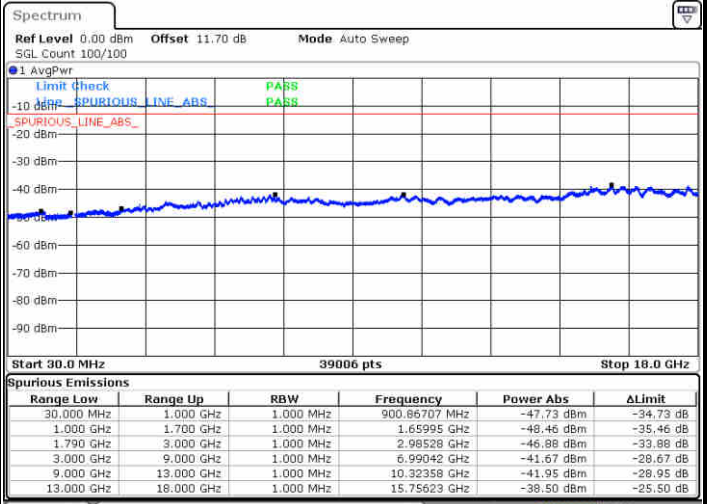
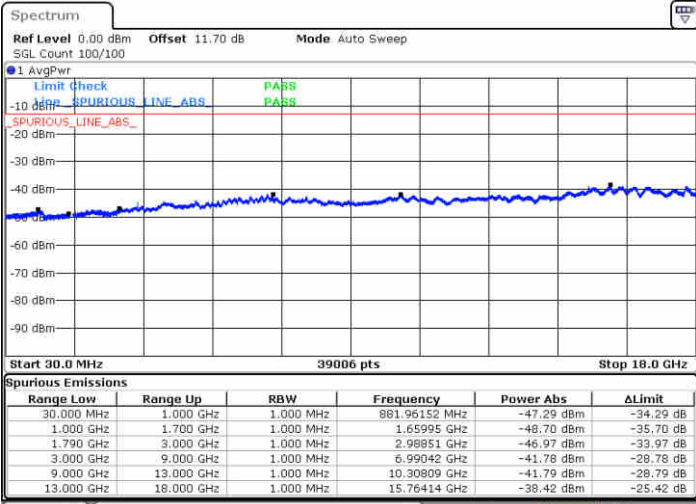
Date: 2.OCT.2017 03:20:40



LTE Band 66 / 20MHz

Middle Channel / QPSK

Middle Channel / 16QAM

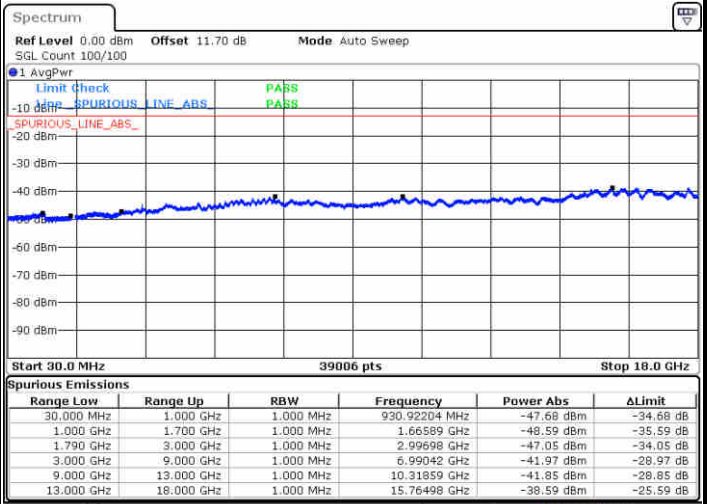
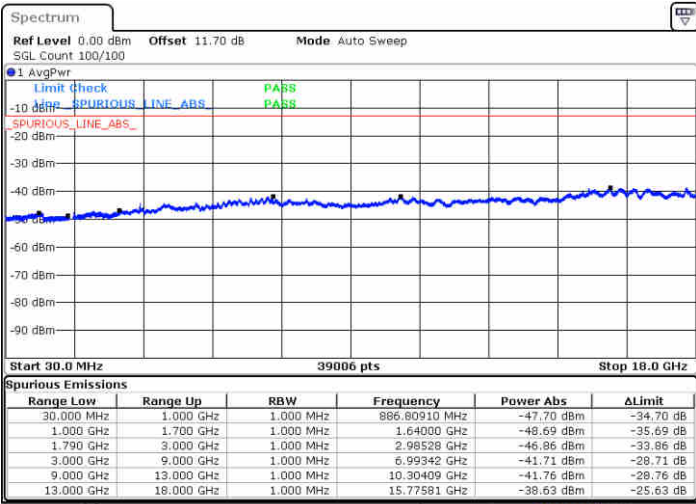


Date: 2.OCT.2017 03:22:15

Date: 2.OCT.2017 03:23:10

Highest Channel / QPSK

Highest Channel / 16QAM



Date: 2.OCT.2017 03:29:19

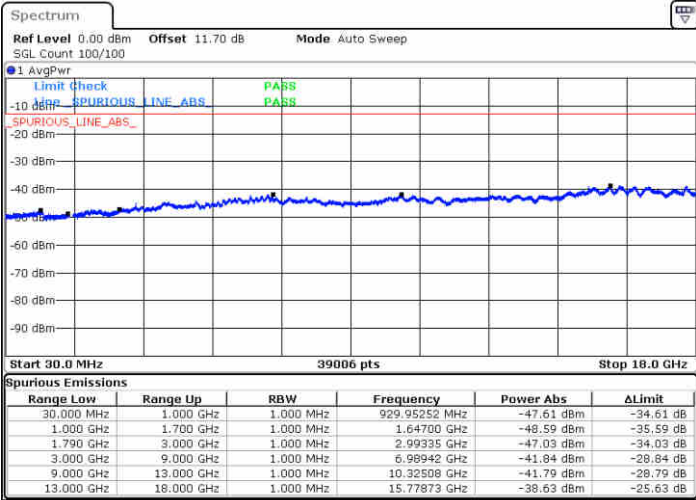
Date: 2.OCT.2017 03:30:14



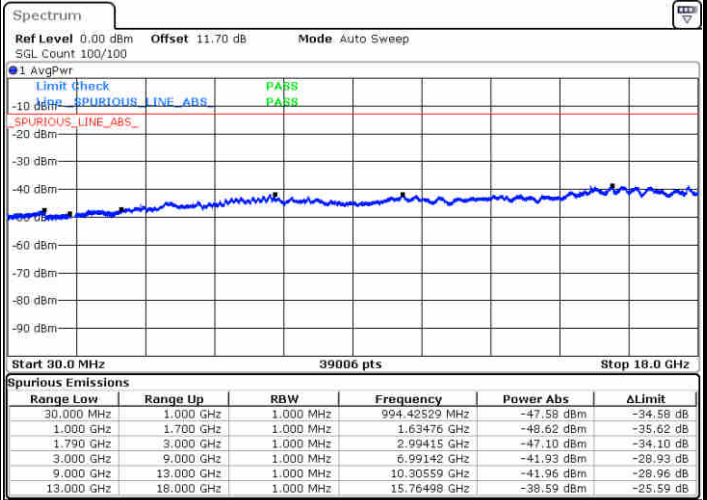
LTE Band 66 / 1.4MHz

Lowest Channel / 64QAM

Middle Channel / 64QAM

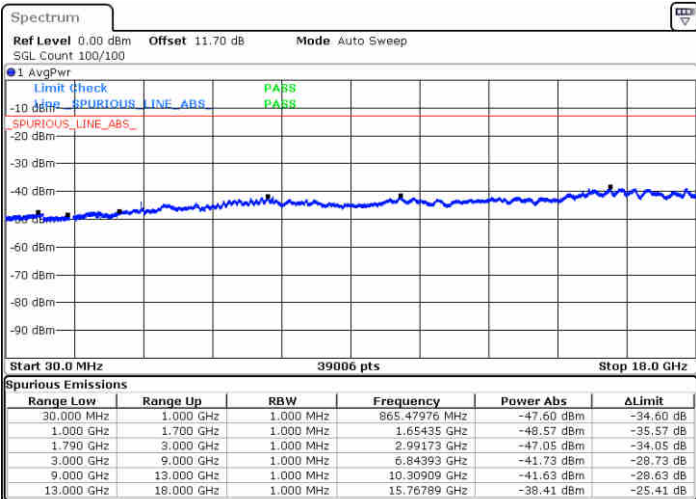


Date: 2.OCT.2017 02:02:21



Date: 2.OCT.2017 02:03:36

Highest Channel / 64QAM

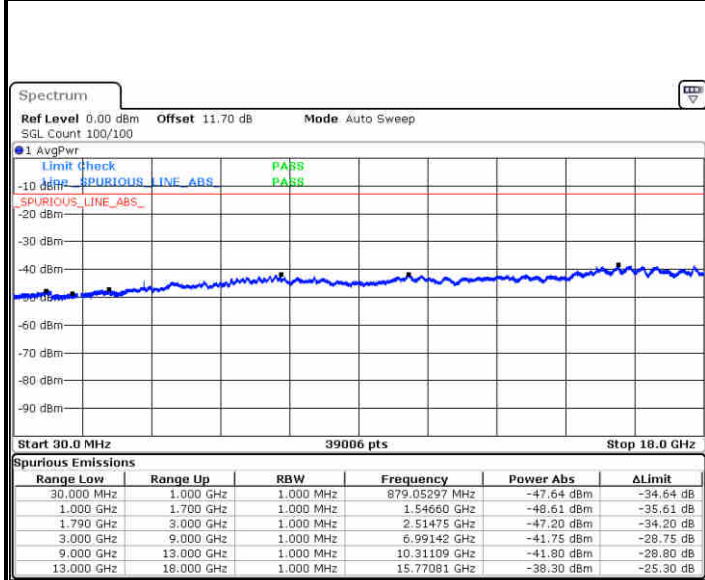


Date: 2.OCT.2017 02:07:08



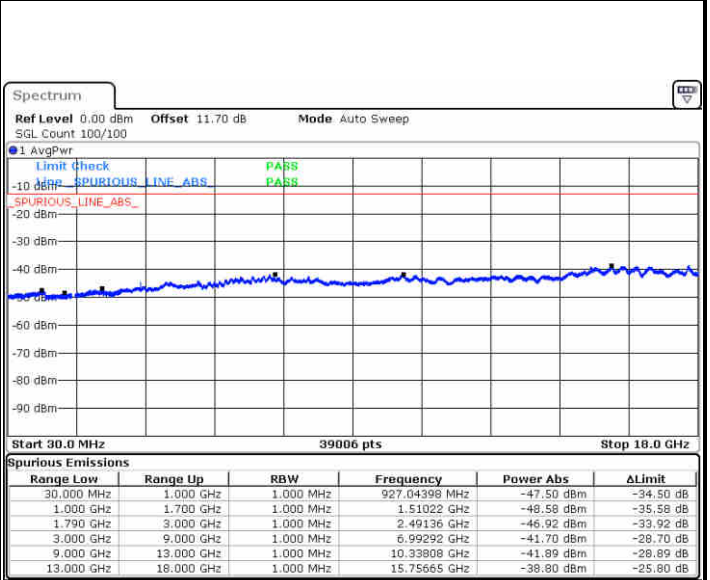
LTE Band 66 / 3MHz

Lowest Channel / 64QAM



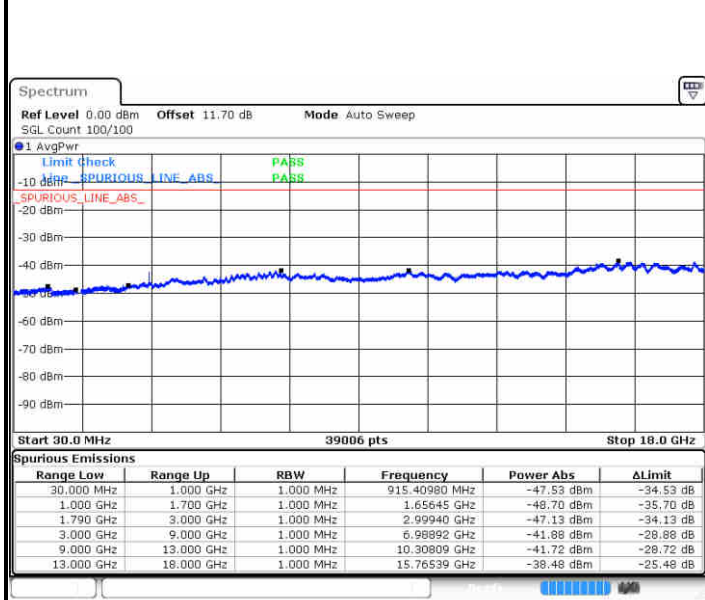
Date: 2.OCT.2017 03:33:46

Middle Channel / 64QAM



Date: 2.OCT.2017 03:35:00

Highest Channel / 64QAM



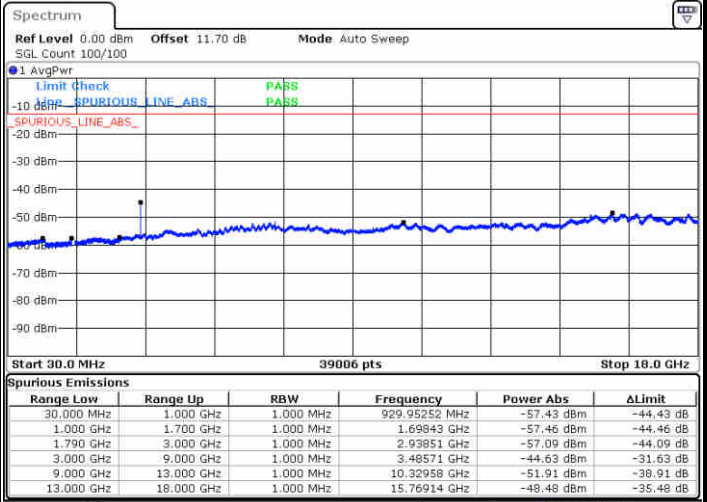
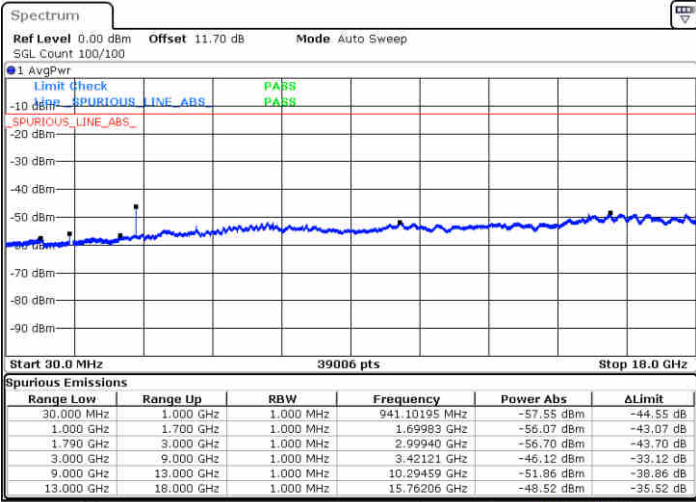
Date: 2.OCT.2017 03:38:32



LTE Band 66 / 5MHz

Lowest Channel / 64QAM

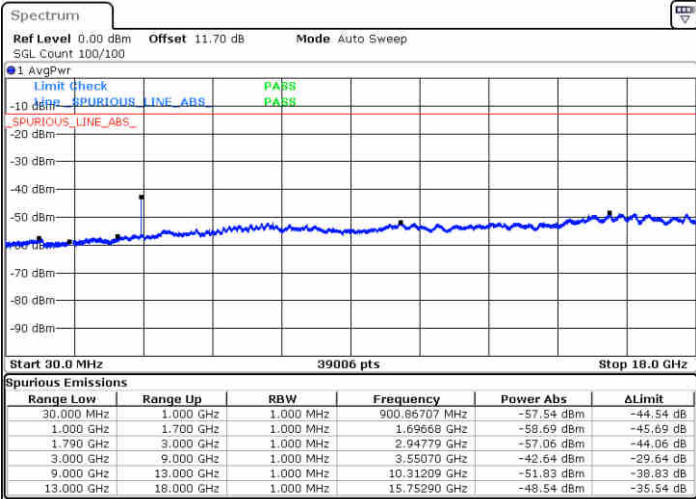
Middle Channel / 64QAM



Date: 2.OCT.2017 03:42:04

Date: 2.OCT.2017 03:43:19

Highest Channel / 64QAM



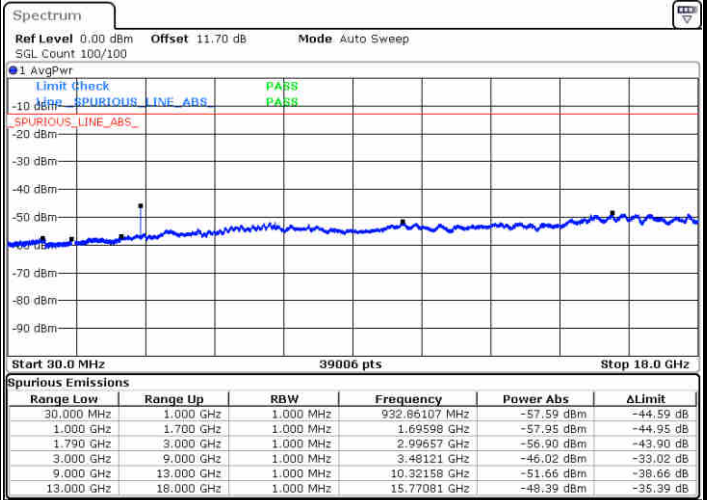
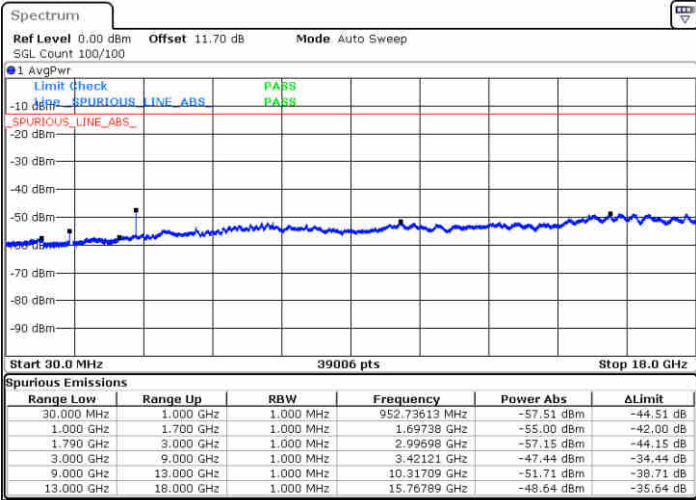
Date: 2.OCT.2017 03:46:51



LTE Band 66 / 10MHz

Lowest Channel / 64QAM

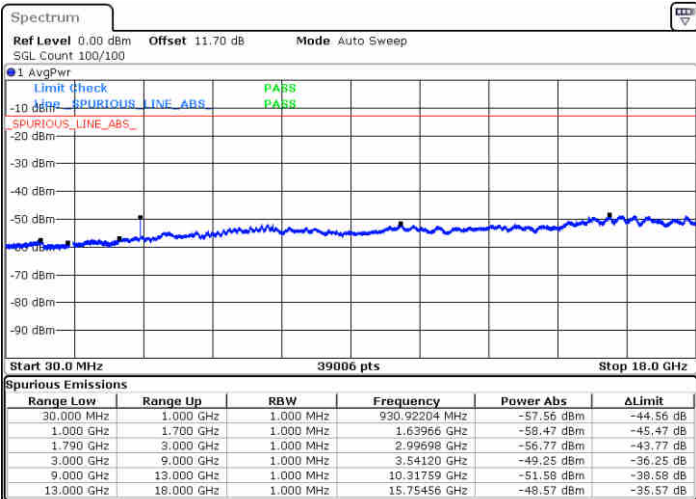
Middle Channel / 64QAM



Date: 2.OCT.2017 03:50:23

Date: 2.OCT.2017 03:51:38

Highest Channel / 64QAM



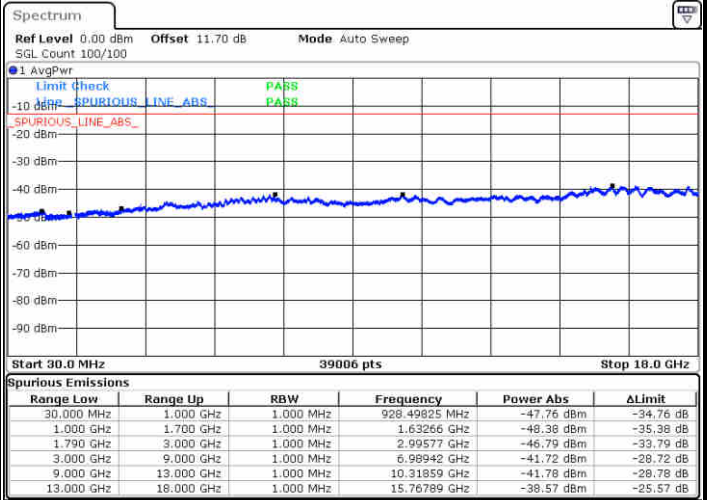
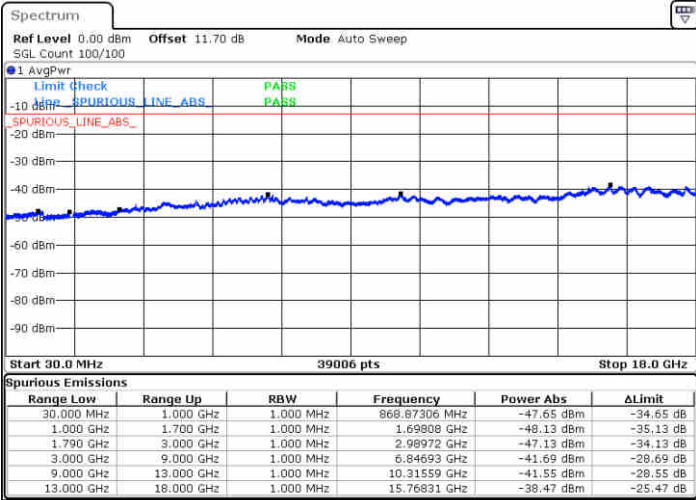
Date: 2.OCT.2017 03:55:10



LTE Band 66 / 15MHz

Lowest Channel / 64QAM

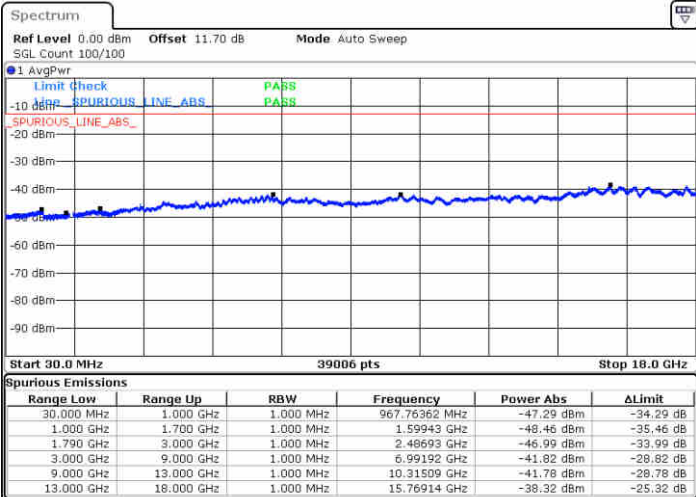
Middle Channel / 64QAM



Date: 2.OCT.2017 03:58:42

Date: 2.OCT.2017 03:58:57

Highest Channel / 64QAM



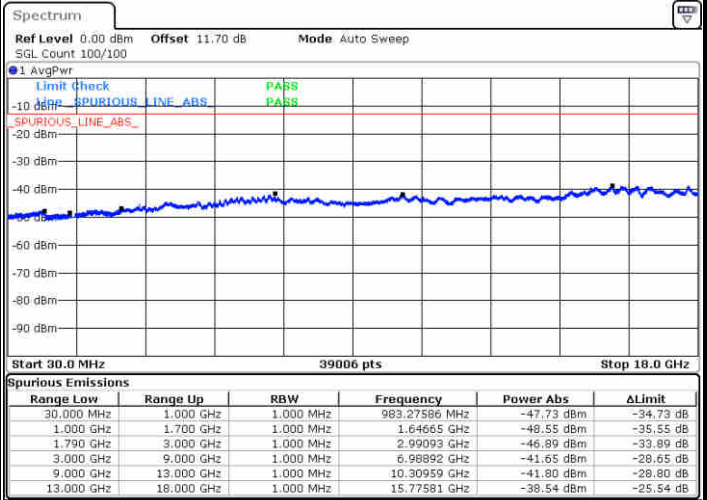
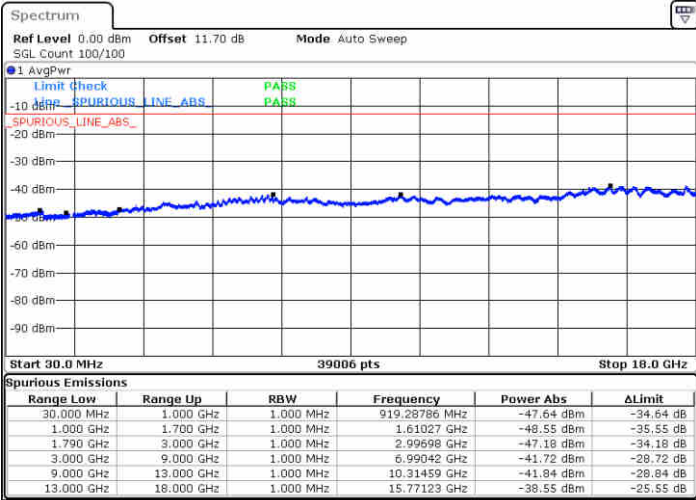
Date: 2.OCT.2017 04:03:29



LTE Band 66 / 20MHz

Lowest Channel / 64QAM

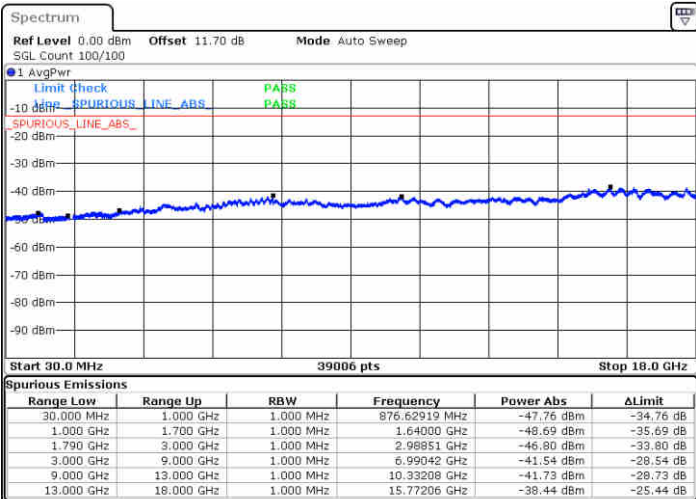
Middle Channel / 64QAM



Date: 2.OCT.2017 04:07:01

Date: 2.OCT.2017 04:08:16

Highest Channel / 64QAM



Date: 2.OCT.2017 04:11:47



Frequency Stability

Test Conditions		LTE Band 66 (QPSK) / Middle Channel	Limit
Temperature (°C)	Voltage (Volt)	BW 10MHz	Note 2.
		Deviation (ppm)	Result
50	Normal Voltage	0.0001	PASS
40	Normal Voltage	0.0009	
30	Normal Voltage	0.0018	
20(Ref.)	Normal Voltage	0.0000	
10	Normal Voltage	0.0057	
0	Normal Voltage	0.0022	
-10	Normal Voltage	0.0093	
-20	Normal Voltage	0.0001	
-30	Normal Voltage	0.0063	
20	Maximum Voltage	0.0001	
20	Normal Voltage	0.0000	
20	Battery End Point	0.0020	

Note:

1. Normal Voltage =3.3 V. ; Battery End Point (BEP) =3.135 V. ; Maximum Voltage =4.4 V.
2. The frequency fundamental emissions stay within the authorized frequency block.



Appendix B. Test Results of Radiated Test



Radiated Spurious Emission

LTE Band 2

LTE Band 2 / 1.4MHz / QPSK									
Channel	Frequency (MHz)	EIRP (dBm)	Limit (dBm)	Over Limit (dB)	SPA Reading (dBm)	S.G. Power (dBm)	TX Cable loss (dB)	TX Antenna Gain (dBi)	Polarization (H/V)
Lowest	3702	-63.29	-13	-50.29	-58.62	-69.86	1.67	8.24	H
	5550	-61.49	-13	-48.49	-63.98	-68.56	2.65	9.72	H
	7400	-60.98	-13	-47.98	-64.91	-70.12	2.46	11.60	H
	9252	-56.98	-13	-43.98	-63.14	-67.04	2.54	12.60	H
									H
									H
									H
	3702	-62.68	-13	-49.68	-57.86	-69.25	1.67	8.24	V
	5550	-61.35	-13	-48.35	-63.83	-68.42	2.65	9.72	V
	7400	-62.15	-13	-49.15	-65.2	-71.29	2.46	11.60	V
	9252	-55.86	-13	-42.86	-62.47	-65.92	2.54	12.60	V
									V
									V
									V



Middle	3762	-62.72	-13	-49.72	-57.85	-69.35	1.69	8.31	H
	5637	-61.04	-13	-48.04	-64	-68.09	2.70	9.75	H
	7517	-61.77	-13	-48.77	-65.69	-71.16	2.42	11.81	H
	9399	-56.58	-13	-43.58	-62.97	-66.55	2.57	12.54	H
									H
									H
									H
	3762	-61.56	-13	-48.56	-56.73	-68.19	1.69	8.31	V
	5637	-61.32	-13	-48.32	-64.14	-68.37	2.70	9.75	V
	7517	-61.34	-13	-48.34	-65.52	-70.73	2.42	11.81	V
	9399	-54.61	-13	-41.61	-61.36	-64.58	2.57	12.54	V
									V
									V
									V
Highest	3816	-60.94	-13	-47.94	-56.24	-67.62	1.70	8.38	H
	5730	-60.46	-13	-47.46	-64.07	-67.49	2.76	9.79	H
	7638	-59.47	-13	-46.47	-64.08	-68.97	2.38	11.88	H
	9546	-56.19	-13	-43.19	-63.06	-66.06	2.60	12.47	H
									H
									H
									H
									V
	3816	-57.68	-13	-44.68	-52.92	-64.36	1.70	8.38	V
	5730	-59.55	-13	-46.55	-63.11	-66.58	2.76	9.79	V
	7638	-54.74	-13	-41.74	-59.64	-64.24	2.38	11.88	V
	9546	-55.58	-13	-42.58	-62.88	-65.45	2.60	12.47	V
									V
									V

Remark: Spurious emissions within 30-1000MHz were found more than 20dB below limit line.



LTE Band 2 / 3MHz / QPSK									
Channel	Frequency (MHz)	EIRP (dBm)	Limit (dBm)	Over Limit (dB)	SPA Reading (dBm)	S.G. Power (dBm)	TX Cable loss (dB)	TX Antenna Gain (dBi)	Polarization (H/V)
Lowest	3702	-64.68	-13	-51.68	-59.86	-71.25	1.67	8.24	H
	5550	-61.72	-13	-48.72	-64.14	-68.79	2.65	9.72	H
	7400	-61.24	-13	-48.24	-65.14	-70.38	2.46	11.60	H
	9252	-58.33	-13	-45.33	-64.49	-68.39	2.54	12.60	H
									H
									H
									H
	3702	-63.72	-13	-50.72	-58.91	-70.29	1.67	8.24	V
	5550	-61.24	-13	-48.24	-63.63	-68.31	2.65	9.72	V
	7400	-60.88	-13	-47.88	-64.96	-70.02	2.46	11.60	V
	9252	-55.86	-13	-42.86	-62.41	-65.92	2.54	12.60	V
									V
									V
									V
Middle	3757	-63.86	-13	-50.86	-59.02	-70.48	1.68	8.31	H
	5635	-61.61	-13	-48.61	-64.48	-68.66	2.70	9.75	H
	7514	-61.77	-13	-48.77	-65.72	-71.15	2.42	11.81	H
	9399	-56.34	-13	-43.34	-62.74	-66.31	2.57	12.54	H
									H
									H
									H
	3757	-61.43	-13	-48.43	-56.54	-68.05	1.68	8.31	V
	5635	-60.51	-13	-47.51	-63.41	-67.56	2.70	9.75	V
	7514	-61.74	-13	-48.74	-65.85	-71.12	2.42	11.81	V
	9399	-50.48	-13	-37.48	-57.26	-60.45	2.57	12.54	V
									V
									V
									V



Highest	3816	-63.44	-13	-50.44	-58.48	-70.12	1.70	8.38	H
	5721	-61.03	-13	-48.03	-64.38	-68.07	2.75	9.79	H
	7632	-60.72	-13	-47.72	-65.03	-70.21	2.39	11.88	H
	9538	-58.48	-13	-45.48	-65.01	-68.36	2.60	12.48	H
									H
									H
									H
	3816	-59.73	-13	-46.73	-54.82	-66.41	1.70	8.38	V
	5721	-60.98	-13	-47.98	-64.31	-68.02	2.75	9.79	V
	7632	-57.63	-13	-44.63	-62.2	-67.12	2.39	11.88	V
	9538	-54.90	-13	-41.90	-61.81	-64.78	2.60	12.48	V
									V
									V
									V

Remark: Spurious emissions within 30-1000MHz were found more than 20dB below limit line.



LTE Band 2 / 5MHz / QPSK									
Channel	Frequency (MHz)	EIRP (dBm)	Limit (dBm)	Over Limit (dB)	SPA Reading (dBm)	S.G. Power (dBm)	TX Cable loss (dB)	TX Antenna Gain (dBi)	Polarization (H/V)
Lowest	3702	-64.84	-13	-51.84	-60.15	-71.41	1.67	8.24	H
	5550	-61.46	-13	-48.46	-64.02	-68.53	2.65	9.72	H
	7410	-61.57	-13	-48.57	-65.48	-70.73	2.46	11.62	H
	9252	-58.33	-13	-45.33	-64.51	-68.39	2.54	12.60	H
									H
									H
									H
	3702	-64.44	-13	-51.44	-59.65	-71.01	1.67	8.24	V
	5550	-60.95	-13	-47.95	-63.48	-68.02	2.65	9.72	V
	7410	-61.12	-13	-48.12	-65.14	-70.28	2.46	11.62	V
	9252	-55.96	-13	-42.96	-62.54	-66.02	2.54	12.60	V
									V
									V
									V
Middle	3756	-61.76	-13	-48.76	-56.93	-68.38	1.68	8.31	H
	5632	-61.27	-13	-48.27	-64.09	-68.32	2.70	9.75	H
	7510	-61.73	-13	-48.73	-65.6	-71.11	2.43	11.81	H
	9388	-54.98	-13	-41.98	-61.35	-64.96	2.57	12.54	H
									H
									H
									H
	3756	-59.24	-13	-46.24	-54.43	-65.86	1.68	8.31	V
	5632	-59.98	-13	-46.98	-65.86	-67.03	2.70	9.75	V
	7510	-60.99	-13	-47.99	-65.13	-70.37	2.43	11.81	V
	9388	-50.07	-13	-37.07	-56.86	-60.05	2.57	12.54	V
									V
									V
									V



Highest	3815	-63.11	-13	-50.11	-58.18	-69.78	1.70	8.38	H
	5715	-61.22	-13	-48.22	-64.45	-68.26	2.75	9.79	H
	7620	-60.84	-13	-47.84	-65.11	-70.32	2.39	11.87	H
	9525	-57.76	-13	-44.76	-64.31	-67.65	2.60	12.49	H
									H
									H
									H
	3815	-59.24	-13	-46.24	-54.36	-65.91	1.70	8.38	V
	5715	-61.03	-13	-48.03	-64.29	-68.07	2.75	9.79	V
	7620	-58.54	-13	-45.54	-63.07	-68.02	2.39	11.87	V
	9525	-52.66	-13	-39.66	-59.52	-62.55	2.60	12.49	V
									V
									V
									V

Remark: Spurious emissions within 30-1000MHz were found more than 20dB below limit line.



LTE Band 2 / 10MHz / QPSK									
Channel	Frequency (MHz)	EIRP (dBm)	Limit (dBm)	Over Limit (dB)	SPA Reading (dBm)	S.G. Power (dBm)	TX Cable loss (dB)	TX Antenna Gain (dBi)	Polarization (H/V)
Lowest	3702	-63.49	-13	-50.49	-58.7	-70.06	1.67	8.24	H
	5550	-61.44	-13	-48.44	-63.97	-68.51	2.65	9.72	H
	7400	-61.67	-13	-48.67	-65.55	-70.81	2.46	11.60	H
	9252	-57.03	-13	-44.03	-63.47	-67.09	2.54	12.60	H
									H
									H
									H
	3702	-61.84	-13	-48.84	-57.12	-68.41	1.67	8.24	V
	5550	-61.58	-13	-48.58	-64.05	-68.65	2.65	9.72	V
	7400	-61.22	-13	-48.22	-65.28	-70.36	2.46	11.60	V
	9252	-54.95	-13	-41.95	-61.8	-65.01	2.54	12.60	V
									V
									V
									V
Middle	3750	-61.90	-13	-48.90	-57.06	-68.52	1.68	8.30	H
	5625	-61.94	-13	-48.94	-64.79	-68.99	2.70	9.75	H
	7500	-61.97	-13	-48.97	-65.89	-71.34	2.43	11.80	H
	9378	-53.07	-13	-40.07	-59.44	-63.06	2.56	12.55	H
									H
									H
									H
	3750	-58.56	-13	-45.56	-53.72	-65.18	1.68	8.30	V
	5625	-60.47	-13	-47.47	-63.3	-67.52	2.70	9.75	V
	7500	-60.96	-13	-47.96	-65.07	-70.33	2.43	11.80	V
	9378	-47.72	-13	-34.72	-54.46	-57.71	2.56	12.55	V
									V
									V
									V



Highest	3804	-58.82	-13	-45.82	-53.98	-65.49	1.70	8.36	H
	5700	-61.33	-13	-48.33	-64.56	-68.37	2.74	9.78	H
	7600	-59.88	-13	-46.88	-64.12	-69.34	2.40	11.86	H
	9504	-54.84	-13	-41.84	-61.36	-64.75	2.59	12.50	H
									H
									H
									H
	3804	-56.65	-13	-43.65	-51.72	-63.32	1.70	8.36	V
	5700	-59.22	-13	-46.22	-62.28	-66.26	2.74	9.78	V
	7600	-56.38	-13	-43.38	-60.85	-65.84	2.40	11.86	V
	9504	-50.82	-13	-37.82	-57.69	-60.73	2.59	12.50	V
									V
									V
									V

Remark: Spurious emissions within 30-1000MHz were found more than 20dB below limit line.



LTE Band 2 / 15MHz / QPSK									
Channel	Frequency (MHz)	EIRP (dBm)	Limit (dBm)	Over Limit (dB)	SPA Reading (dBm)	S.G. Power (dBm)	TX Cable loss (dB)	TX Antenna Gain (dBi)	Polarization (H/V)
Lowest	3702	-63.27	-13	-50.27	-58.46	-69.84	1.67	8.24	H
	5550	-61.66	-13	-48.66	-64.15	-68.73	2.65	9.72	H
	7400	-61.28	-13	-48.28	-65.15	-70.42	2.46	11.60	H
	9252	-57.25	-13	-44.25	-63.42	-67.31	2.54	12.60	H
									H
									H
									H
	3702	-62.52	-13	-49.52	-57.74	-69.09	1.67	8.24	V
	5550	-61.44	-13	-48.44	-63.93	-68.51	2.65	9.72	V
	7400	-60.97	-13	-47.97	-65.08	-70.11	2.46	11.60	V
	9252	-54.72	-13	-41.72	-61.21	-64.78	2.54	12.60	V
									V
									V
									V
Middle	3750	-61.76	-13	-48.76	-56.91	-68.38	1.68	8.30	H
	5622	-61.23	-13	-48.23	-64.05	-68.28	2.70	9.75	H
	7494	-61.43	-13	-48.43	-65.28	-70.79	2.43	11.79	H
	9367	-51.27	-13	-38.27	-57.62	-61.26	2.56	12.55	H
									H
									H
									H
	3750	-57.20	-13	-44.20	-52.31	-63.82	1.68	8.30	V
	5622	-57.06	-13	-44.06	-61.87	-64.11	2.70	9.75	V
	7494	-59.11	-13	-46.11	-63.43	-68.47	2.43	11.79	V
	9367	-59.34	-13	-46.34	-54.4	-69.33	2.56	12.55	V
									V
									V
									V



Highest	3792	-60.53	-13	-47.53	-55.6	-67.18	1.70	8.35	H
	5685	-61.27	-13	-48.27	-64.35	-68.31	2.73	9.77	H
	7584	-60.14	-13	-47.14	-64.37	-69.59	2.40	11.85	H
	9483	-56.51	-13	-43.51	-62.97	-66.43	2.59	12.51	H
									H
									H
									H
	3792	-57.27	-13	-44.27	-52.37	-63.92	1.70	8.35	V
	5685	-61.03	-13	-48.03	-64.25	-68.07	2.73	9.77	V
	7584	-56.72	-13	-43.72	-61.12	-66.17	2.40	11.85	V
	9483	-53.72	-13	-40.72	-60.56	-63.64	2.59	12.51	V
									V
									V
									V

Remark: Spurious emissions within 30-1000MHz were found more than 20dB below limit line.



LTE Band 2 / 20MHz / QPSK									
Channel	Frequency (MHz)	EIRP (dBm)	Limit (dBm)	Over Limit (dB)	SPA Reading (dBm)	S.G. Power (dBm)	TX Cable loss (dB)	TX Antenna Gain (dBi)	Polarization (H/V)
Lowest	3702	-63.17	-13	-50.17	-58.42	-69.74	1.67	8.24	H
	5550	-61.54	-13	-48.54	-64.02	-68.61	2.65	9.72	H
	7400	-61.33	-13	-48.33	-65.23	-70.47	2.46	11.60	H
	9252	-57.18	-13	-44.18	-63.36	-67.24	2.54	12.60	H
									H
									H
									H
	3702	-62.74	-13	-49.74	-58.02	-69.31	1.67	8.24	V
	5550	-61.38	-13	-48.38	-63.83	-68.45	2.65	9.72	V
	7400	-60.98	-13	-47.98	-65.09	-70.12	2.46	11.60	V
	9252	-54.04	-13	-41.04	-60.66	-64.1	2.54	12.60	V
									V
									V
									V
Middle	3744	-61.48	-13	-48.48	-56.62	-68.09	1.68	8.29	H
	5616	-60.96	-13	-47.96	-63.79	-68.01	2.69	9.75	H
	7482	-61.36	-13	-48.36	-65.23	-70.69	2.44	11.76	H
	9357	-51.43	-13	-38.43	-57.76	-61.43	2.56	12.56	H
									H
									H
									H
	3744	-57.73	-13	-44.73	-52.88	-64.34	1.68	8.29	V
	5616	-59.06	-13	-46.06	-61.9	-66.11	2.69	9.75	V
	7482	-59.33	-13	-46.33	-63.49	-68.66	2.44	11.76	V
	9357	-46.98	-13	-33.98	-53.77	-56.98	2.56	12.56	V
									V
									V
									V



Highest	3780	-62.78	-13	-49.78	-57.91	-69.42	1.69	8.34	H
	5670	-61.42	-13	-48.42	-64.48	-68.47	2.72	9.77	H
	7566	-62.36	-13	-49.36	-65.45	-71.79	2.41	11.84	H
	9451	-56.77	-13	-43.77	-63.18	-66.71	2.58	12.52	H
									H
									H
									H
	3780	-59.73	-13	-46.73	-54.83	-66.37	1.69	8.34	V
	5670	-61.27	-13	-48.27	-64.29	-68.32	2.72	9.77	V
	7566	-59.88	-13	-46.88	-64.16	-69.31	2.41	11.84	V
	9451	-52.84	-13	-39.84	-59.63	-62.78	2.58	12.52	V
									V
									V
									V

Remark: Spurious emissions within 30-1000MHz were found more than 20dB below limit line.



LTE Band 7

LTE Band 7 / 5MHz / QPSK									
Channel	Frequency (MHz)	ERP (dBm)	Limit (dBm)	Over Limit (dB)	SPA Reading (dBm)	S.G. Power (dBm)	TX Cable loss (dB)	TX Antenna Gain (dBi)	Polarization (H/V)
Lowest	5004	-59.96	-25	-34.96	-59.28	-67.32	2.34	9.70	H
	7500	-40.31	-25	-15.31	-44.19	-49.68	2.43	11.80	H
	10008	-48.57	-25	-23.57	-56.09	-58.08	2.70	12.20	H
	12510	-35.74	-25	-10.74	-48.14	-45.35	2.81	12.41	H
	15012	-50.17	-25	-25.17	-63	-60.18	3.60	13.62	H
	17496	-42.94	-25	-17.94	-59.61	-53.32	3.81	14.19	H
									H
	5004	-55.92	-25	-30.92	-55.07	-63.28	2.34	9.70	V
	7500	-30.34	-25	-5.34	-34.5	-39.71	2.43	11.80	V
	10008	-44.81	-25	-19.81	-52.33	-54.32	2.70	12.20	V
	12510	-34.87	-25	-9.87	-46.54	-44.48	2.81	12.41	V
	15012	-43.72	-25	-18.72	-56.88	-53.73	3.60	13.62	V
	17496	-34.96	-25	-9.96	-51.87	-45.34	3.81	14.19	V
									V
Middle	5064	-59.26	-25	-34.26	-58.81	-66.59	2.37	9.70	H
	7596	-37.19	-25	-12.19	-41.42	-46.65	2.40	11.86	H
	10134	-50.86	-25	-25.86	-58.62	-60.42	2.70	12.25	H
	12672	-39.67	-25	-14.67	-52.2	-49.43	2.85	12.61	H
	15192	-54.38	-25	-29.38	-68.04	-64.57	3.68	13.87	H
	17730	-53.26	-25	-28.26	-70.29	-63.54	3.78	14.06	H
									H
	5064	-55.22	-25	-30.22	-54.59	-62.55	2.37	9.70	V
	7596	-29.77	-25	-4.77	-34.25	-39.23	2.40	11.86	V
	10134	-47.27	-25	-22.27	-54.89	-56.83	2.70	12.25	V
	12672	-36.56	-25	-11.56	-48.43	-46.32	2.85	12.61	V
	15192	-50.14	-25	-25.14	-63.92	-60.33	3.68	13.87	V
	17730	-48.13	-25	-23.13	-65.29	-58.41	3.78	14.06	V
									V



Highest	5130	-58.03	-25	-33.03	-58.11	-65.32	2.41	9.70	H
	7698	-38.86	-25	-13.86	-43.42	-48.41	2.37	11.92	H
	10260	-48.92	-25	-23.92	-57.01	-58.53	2.69	12.30	H
	12834	-44.46	-25	-19.46	-57.02	-54.37	2.89	12.80	H
	15390	-51.33	-25	-26.33	-65.88	-61.72	3.76	14.15	H
	17964	-49.64	-25	-24.64	-67.1	-59.81	3.75	13.92	H
									H
	5130	-53.57	-25	-28.57	-53.44	-60.86	2.41	9.70	V
	7698	-30.54	-25	-5.54	-35.34	-40.09	2.37	11.92	V
	10260	-44.27	-25	-19.27	-52.21	-53.88	2.69	12.30	V
	12834	-43.43	-25	-18.43	-55.5	-53.34	2.89	12.80	V
	15390	-46.94	-25	-21.94	-61.43	-57.33	3.76	14.15	V
	17964	-45.88	-25	-20.88	-63.32	-56.05	3.75	13.92	V
									V

Remark: Spurious emissions within 30-1000MHz were found more than 20dB below limit line.



LTE Band 7 / 10MHz / QPSK									
Channel	Frequency (MHz)	EIRP (dBm)	Limit (dBm)	Over Limit (dB)	SPA Reading (dBm)	S.G. Power (dBm)	TX Cable loss (dB)	TX Antenna Gain (dBi)	Polarization (H/V)
Lowest	5004	-58.64	-25	-33.64	-58.24	-66	2.34	9.70	H
	7500	-34.01	-25	-9.01	-38.14	-43.38	2.43	11.80	H
	10008	-50.04	-25	-25.04	-57.83	-59.55	2.70	12.20	H
	12510	-32.92	-25	-7.92	-45.6	-42.53	2.81	12.41	H
	15012	-45.00	-25	-20.00	-58.09	-55.01	3.60	13.62	H
	17496	-41.00	-25	-16.00	-57.92	-51.38	3.81	14.19	H
									H
	5004	-52.11	-25	-27.11	-51.52	-59.47	2.34	9.70	V
	7500	-29.11	-25	-4.11	-33.48	-38.48	2.43	11.80	V
	10008	-44.51	-25	-19.51	-52.23	-54.02	2.70	12.20	V
	12510	-32.18	-25	-7.18	-44.12	-41.79	2.81	12.41	V
	15012	-40.14	-25	-15.14	-53.52	-50.15	3.60	13.62	V
	17496	-34.16	-25	-9.16	-51.34	-44.54	3.81	14.19	V
									V
Middle	5064	-53.16	-25	-28.16	-52.79	-60.49	2.37	9.70	H
	7590	-28.94	-25	-3.94	-33.14	-38.39	2.40	11.85	H
	10116	-45.37	-25	-20.37	-53.07	-54.92	2.70	12.25	H
	12654	-33.40	-25	-8.40	-45.9	-43.14	2.84	12.58	H
	15192	-48.14	-25	-23.14	-61.8	-58.33	3.68	13.87	H
	17712	-46.87	-25	-21.87	-63.9	-57.16	3.78	14.07	H
									H
	5064	-52.72	-25	-27.72	-52.18	-60.05	2.37	9.70	V
	7590	-28.42	-25	-3.42	-32.88	-37.87	2.40	11.85	V
	10116	-46.18	-25	-21.18	-53.81	-55.73	2.70	12.25	V
	12654	-35.83	-25	-10.83	-47.63	-45.57	2.84	12.58	V
	15192	-48.56	-25	-23.56	-62.37	-58.75	3.68	13.87	V
	17712	-47.97	-25	-22.97	-65.12	-58.26	3.78	14.07	V
									V



Highest	5124	-59.09	-25	-34.09	-59.4	-66.38	2.41	9.70	H
	7680	-33.20	-25	-8.20	-37.96	-42.74	2.37	11.91	H
	10242	-46.74	-25	-21.74	-55.06	-56.34	2.69	12.30	H
	12798	-41.66	-25	-16.66	-54.5	-51.54	2.88	12.76	H
	15372	-51.25	-25	-26.25	-64.93	-61.62	3.75	14.12	H
	17928	-50.64	-25	-25.64	-68.32	-60.83	3.75	13.94	H
									H
	5124	-51.08	-25	-26.08	-51.23	-58.37	2.41	9.70	V
	7680	-29.69	-25	-4.69	-34.73	-39.23	2.37	11.91	V
	10242	-43.18	-25	-18.18	-51.39	-52.78	2.69	12.30	V
	12798	-42.40	-25	-17.40	-54.7	-52.28	2.88	12.76	V
	15372	-49.33	-25	-24.33	-64.01	-59.7	3.75	14.12	V
	17928	-45.64	-25	-20.64	-63.34	-55.83	3.75	13.94	V
									V

Remark: Spurious emissions within 30-1000MHz were found more than 20dB below limit line.



LTE Band 7 / 15MHz / QPSK									
Channel	Frequency (MHz)	EIRP (dBm)	Limit (dBm)	Over Limit (dB)	SPA Reading (dBm)	S.G. Power (dBm)	TX Cable loss (dB)	TX Antenna Gain (dBi)	Polarization (H/V)
Lowest	5004	-59.69	-25	-34.69	-58.99	-67.05	2.34	9.70	H
	7500	-39.96	-25	-14.96	-43.79	-49.33	2.43	11.80	H
	10008	-49.82	-25	-24.82	-57.35	-59.33	2.70	12.20	H
	12510	-36.68	-25	-11.68	-49.02	-46.29	2.81	12.41	H
	15012	-49.11	-25	-24.11	-61.94	-59.12	3.60	13.62	H
	17514	-40.45	-25	-15.45	-57.19	-50.83	3.81	14.19	H
									H
	5004	-54.97	-25	-29.97	-54.07	-62.33	2.34	9.70	V
	7500	-32.06	-25	-7.06	-36.2	-41.43	2.43	11.80	V
	10008	-47.23	-25	-22.23	-54.64	-56.74	2.70	12.20	V
	12510	-36.18	-25	-11.18	-47.82	-45.79	2.81	12.41	V
	15012	-45.08	-25	-20.08	-58.2	-55.09	3.60	13.62	V
	17514	-33.47	-25	-8.47	-50.4	-43.85	3.81	14.19	V
									V
Middle	5058	-60.76	-25	-35.76	-60.45	-68.09	2.37	9.70	H
	7584	-37.66	-25	-12.66	-41.8	-47.11	2.40	11.85	H
	10116	-50.84	-25	-25.84	-58.59	-60.39	2.70	12.25	H
	12636	-38.27	-25	-13.27	-50.7	-47.99	2.84	12.56	H
	15174	-55.63	-25	-30.63	-69.18	-65.8	3.67	13.84	H
	17694	-50.59	-25	-25.59	-67.59	-60.89	3.78	14.08	H
									H
	5058	-55.28	-25	-30.28	-54.72	-62.61	2.37	9.70	V
	7584	-30.66	-25	-5.66	-35.01	-40.11	2.40	11.85	V
	10116	-45.61	-25	-20.61	-53.25	-55.16	2.70	12.25	V
	12636	-37.73	-25	-12.73	-49.56	-47.45	2.84	12.56	V
	15174	-51.54	-25	-26.54	-65.25	-61.71	3.67	13.84	V
	17694	-46.67	-25	-21.67	-63.82	-56.97	3.78	14.08	V
									V



Highest	5112	-60.49	-25	-35.49	-60.45	-67.79	2.40	9.70	H
	7668	-40.51	-25	-15.51	-44.93	-50.04	2.38	11.90	H
	10224	-50.86	-25	-25.86	-58.93	-60.45	2.69	12.29	H
	12780	-45.37	-25	-20.37	-57.97	-55.23	2.87	12.74	H
	15336	-57.21	-25	-32.21	-71.43	-67.54	3.74	14.07	H
	17892	-51.98	-25	-26.98	-69.35	-62.19	3.76	13.96	H
									H
	5112	-55.16	-25	-30.16	-54.94	-62.46	2.40	9.70	V
	7668	-31.14	-25	-6.14	-35.85	-40.67	2.38	11.90	V
	10224	-46.95	-25	-21.95	-54.89	-56.54	2.69	12.29	V
	12780	-42.46	-25	-17.46	-54.45	-52.32	2.87	12.74	V
	15336	-54.33	-25	-29.33	-68.52	-64.66	3.74	14.07	V
	17892	-49.98	-25	-24.98	-67.4	-60.19	3.76	13.96	V
									V

Remark: Spurious emissions within 30-1000MHz were found more than 20dB below limit line.



LTE Band 7 / 20MHz / QPSK									
Channel	Frequency (MHz)	EIRP (dBm)	Limit (dBm)	Over Limit (dB)	SPA Reading (dBm)	S.G. Power (dBm)	TX Cable loss (dB)	TX Antenna Gain (dBi)	Polarization (H/V)
Lowest	5004	-60.48	-25	-35.48	-59.81	-67.84	2.34	9.70	H
	7506	-39.46	-25	-14.46	-43.41	-48.84	2.43	11.80	H
	10008	-50.27	-25	-25.27	-57.77	-59.78	2.70	12.20	H
	12510	-33.52	-25	-8.52	-45.94	-43.13	2.81	12.41	H
	15012	-49.34	-25	-24.34	-62.16	-59.35	3.60	13.62	H
	17514	-38.14	-25	-13.14	-54.79	-48.52	3.81	14.19	H
									H
	5004	-55.86	-25	-30.86	-54.95	-63.22	2.34	9.70	V
	7506	-30.78	-25	-5.78	-34.95	-40.16	2.43	11.80	V
	10008	-46.52	-25	-21.52	-53.92	-56.03	2.70	12.20	V
	12510	-34.28	-25	-9.28	-45.96	-43.89	2.81	12.41	V
	15012	-44.67	-25	-19.67	-57.72	-54.68	3.60	13.62	V
	17514	-35.17	-25	-10.17	-52.05	-45.55	3.81	14.19	V
									V
Middle	5052	-60.26	-25	-35.26	-59.79	-67.59	2.37	9.70	H
	7578	-37.94	-25	-12.94	-42.12	-47.38	2.40	11.85	H
	10098	-50.38	-25	-25.38	-58.12	-59.92	2.70	12.24	H
	12636	-37.42	-25	-12.42	-49.9	-47.14	2.84	12.56	H
	15156	-55.96	-25	-30.96	-69.48	-66.12	3.66	13.82	H
	17676	-49.58	-25	-24.58	-66.57	-59.89	3.79	14.09	H
									H
	5052	-55.79	-25	-30.79	-55.11	-63.12	2.37	9.70	V
	7578	-30.48	-25	-5.48	-34.84	-39.92	2.40	11.85	V
	10098	-45.28	-25	-20.28	-52.91	-54.82	2.70	12.24	V
	12636	-36.86	-25	-11.86	-48.72	-46.58	2.84	12.56	V
	15156	-50.97	-25	-25.97	-64.65	-61.13	3.66	13.82	V
	17676	-47.81	-25	-22.81	-64.93	-58.12	3.79	14.09	V
									V



Highest	5100	-60.47	-25	-35.47	-60.31	-67.78	2.39	9.70	H
	7656	-40.74	-25	-15.74	-45.18	-50.25	2.38	11.89	H
	10206	-51.39	-25	-26.39	-59.36	-60.98	2.70	12.28	H
	12762	-43.88	-25	-18.88	-56.41	-53.72	2.87	12.71	H
	15300	-55.92	-25	-30.92	-70.02	-66.22	3.72	14.02	H
	17856	-50.97	-25	-25.97	-68.33	-61.19	3.76	13.99	H
									H
	5100	-54.68	-25	-29.68	-54.36	-61.99	2.39	9.70	V
	7656	-31.96	-25	-6.96	-36.69	-41.47	2.38	11.89	V
	10206	-47.27	-25	-22.27	-55.16	-56.86	2.70	12.28	V
	12762	-41.62	-25	-16.62	-53.59	-51.46	2.87	12.71	V
	15300	-52.89	-25	-27.89	-67.02	-63.19	3.72	14.02	V
	17856	-49.59	-25	-24.59	-66.93	-59.81	3.76	13.99	V
									V

Remark: Spurious emissions within 30-1000MHz were found more than 20dB below limit line.



LTE Band 12

LTE Band 12 / 1.4MHz / QPSK										
Channel	Frequency (MHz)	ERP (dBm)	Limit (dBm)	Over Limit (dB)	SPA Reading (dBm)	S.G. Power (dBm)	TX Cable loss (dB)	TX Antenna Gain (dBi)	Polarization (H/V)	
Lowest	1400	-71.93	-13	-58.93	-57.54	-73.59	0.87	4.68	H	
	2096	-68.15	-13	-55.15	-58.75	-69.02	1.16	4.19	H	
	2800	-67.92	-13	-54.92	-61.10	-70.03	1.38	5.64	H	
										H
										H
										H
										H
	1400	-72.03	-13	-59.03	-58.17	-73.69	0.87	4.68	V	
	2096	-67.12	-13	-54.12	-58.25	-67.99	1.16	4.19	V	
	3496	-67.19	-13	-54.19	-61.34	-71.42	1.60	7.98	V	
										V
										V
										V
										V
Middle	1416	-70.36	-13	-57.36	-56.08	-72.11	0.87	4.78	H	
	2120	-68.28	-13	-55.28	-59.38	-69.22	1.17	4.26	H	
	2832	-68.04	-13	-55.04	-61.44	-70.16	1.39	5.67	H	
										H
										H
										H
										H
	1416	-71.31	-13	-58.31	-57.42	-73.06	0.87	4.78	V	
	2120	-68.52	-13	-55.52	-58.91	-69.46	1.17	4.26	V	
	2832	-67.44	-13	-54.44	-61.62	-69.56	1.39	5.67	V	
										V
										V
										V
										V



Highest	1432	-71.56	-13	-58.56	-57.28	-73.41	0.88	4.88	H
	2152	-68.51	-13	-55.51	-59.68	-69.53	1.18	4.36	H
	2864	-68.07	-13	-55.07	-61.68	-70.21	1.40	5.69	H
									H
									H
									H
									H
	1432	-71.26	-13	-58.26	-57.51	-73.11	0.88	4.88	V
	2152	-68.44	-13	-55.44	-59.98	-69.46	1.18	4.36	V
	2864	-67.02	-13	-54.02	-61.51	-69.16	1.40	5.69	V
									V
									V
									V
									V

Remark: Spurious emissions within 30-1000MHz were found more than 20dB below limit line.



LTE Band 12 / 3MHz / QPSK									
Channel	Frequency (MHz)	ERP (dBm)	Limit (dBm)	Over Limit (dB)	SPA Reading (dBm)	S.G. Power (dBm)	TX Cable loss (dB)	TX Antenna Gain (dBi)	Polarization (H/V)
Lowest	1400	-71.56	-13	-58.56	-57.25	-73.22	0.87	4.68	H
	2096	-66.94	-13	-53.94	-57.73	-67.81	1.16	4.19	H
	2800	-67.94	-13	-54.94	-61.44	-70.05	1.38	5.64	H
									H
									H
									H
									H
	1400	-71.56	-13	-58.56	-57.75	-73.22	0.87	4.68	V
	2096	-66.14	-13	-53.14	-56.98	-67.01	1.16	4.19	V
	2800	-67.22	-13	-54.22	-61.38	-69.33	1.38	5.64	V
									V
									V
									V
									V
Middle	1416	-71.47	-13	-58.47	-57.03	-73.22	0.87	4.78	H
	2120	-68.72	-13	-55.72	-59.70	-69.66	1.17	4.26	H
	2832	-67.89	-13	-54.89	-61.27	-70.01	1.39	5.67	H
									H
									H
									H
									H
	1416	-71.66	-13	-58.66	-57.85	-73.41	0.87	4.78	V
	2120	-68.13	-13	-55.13	-59.36	-69.07	1.17	4.26	V
	2832	-67.14	-13	-54.14	-61.39	-69.26	1.39	5.67	V
									V
									V
									V
									V



Highest	1424	-72.46	-13	-59.46	-58.23	-74.26	0.88	4.83	H
	2136	-68.71	-13	-55.71	-59.89	-69.69	1.18	4.31	H
	2848	-67.98	-13	-54.98	-61.47	-70.11	1.40	5.68	H
									H
									H
									H
									H
	1424	-70.41	-13	-57.41	-56.64	-72.21	0.88	4.83	V
	2136	-68.35	-13	-55.35	-59.84	-69.33	1.18	4.31	V
	2848	-67.08	-13	-54.08	-61.45	-69.21	1.40	5.68	V
									V
									V
									V
									V

Remark: Spurious emissions within 30-1000MHz were found more than 20dB below limit line.



LTE Band 12 / 5MHz / QPSK									
Channel	Frequency (MHz)	ERP (dBm)	Limit (dBm)	Over Limit (dB)	SPA Reading (dBm)	S.G. Power (dBm)	TX Cable loss (dB)	TX Antenna Gain (dBi)	Polarization (H/V)
Lowest	1400	-71.77	-13	-58.77	-57.48	-73.43	0.87	4.68	H
	2096	-67.82	-13	-54.82	-58.75	-68.69	1.16	4.19	H
	2800	-68.05	-13	-55.05	-61.45	-70.16	1.38	5.64	H
									H
									H
									H
									H
	1400	-71.73	-13	-58.73	-57.87	-73.39	0.87	4.68	V
	2096	-66.89	-13	-53.89	-58.13	-67.76	1.16	4.19	V
	2800	-67.22	-13	-54.22	-61.41	-69.33	1.38	5.64	V
									V
									V
									V
									V
Middle	1408	-71.35	-13	-58.35	-57.07	-73.06	0.87	4.73	H
	2112	-69.09	-13	-56.09	-59.93	-70.01	1.17	4.24	H
	2816	-68.00	-13	-55.00	-61.36	-70.11	1.39	5.65	H
									H
									H
									H
									H
	1408	-71.51	-13	-58.51	-57.69	-73.22	0.87	4.73	V
	2112	-69.09	-13	-56.09	-60.05	-70.01	1.17	4.24	V
	2816	-67.21	-13	-54.21	-61.57	-69.32	1.39	5.65	V
									V
									V
									V
									V



Highest	1424	-71.21	-13	-58.21	-56.93	-73.01	0.88	4.83	H
	2136	-68.83	-13	-55.83	-59.96	-69.81	1.18	4.31	H
	2848	-68.08	-13	-55.08	-61.56	-70.21	1.40	5.68	H
									H
									H
									H
									H
	1424	-71.71	-13	-58.71	-57.85	-73.51	0.88	4.83	V
	2136	-68.24	-13	-55.24	-59.69	-69.22	1.18	4.31	V
	2848	-67.22	-13	-54.22	-61.55	-69.35	1.40	5.68	V
									V
									V
									V
									V

Remark: Spurious emissions within 30-1000MHz were found more than 20dB below limit line.



LTE Band 12 / 10MHz / QPSK									
Channel	Frequency (MHz)	ERP (dBm)	Limit (dBm)	Over Limit (dB)	SPA Reading (dBm)	S.G. Power (dBm)	TX Cable loss (dB)	TX Antenna Gain (dBi)	Polarization (H/V)
Lowest	1400	-71.55	-13	-58.55	-57.22	-73.21	0.87	4.68	H
	2096	-67.82	-13	-54.82	-58.75	-68.69	1.16	4.19	H
	2800	-67.95	-13	-54.95	-61.43	-70.06	1.38	5.64	H
									H
									H
									H
									H
	1400	-71.45	-13	-58.45	-57.64	-73.11	0.87	4.68	V
	2096	-68.14	-13	-55.14	-59.01	-69.01	1.16	4.19	V
	2800	-66.95	-13	-53.95	-61.18	-69.06	1.38	5.64	V
									V
									V
									V
									V
Middle	1408	-70.88	-13	-57.88	-52.52	-72.59	0.87	4.73	H
	2112	-65.85	-13	-52.85	-56.59	-66.77	1.17	4.24	H
	2816	-67.91	-13	-54.91	-55.70	-70.02	1.39	5.65	H
									H
									H
									H
									H
	1408	-71.98	-13	-58.98	-57.93	-73.69	0.87	4.73	V
	2112	-68.09	-13	-55.09	-59.09	-69.01	1.17	4.24	V
	2816	-66.91	-13	-53.91	-61.18	-69.02	1.39	5.65	V
									V
									V
									V
									V



Highest	1416	-70.74	-13	-57.74	-56.45	-72.49	0.87	4.78	H
	2120	-68.61	-13	-55.61	-59.55	-69.55	1.17	4.26	H
	2832	-67.89	-13	-54.89	-61.25	-70.01	1.39	5.67	H
									H
									H
									H
									H
	1416	-71.94	-13	-58.94	-57.91	-73.69	0.87	4.78	V
	2120	-68.08	-13	-55.08	-59.52	-69.02	1.17	4.26	V
	2832	-67.30	-13	-54.30	-61.57	-69.42	1.39	5.67	V
									V
									V
									V
									V

Remark: Spurious emissions within 30-1000MHz were found more than 20dB below limit line.



LTE Band 13

LTE Band 13 / 5MHz / 16QAM										
Channel	Frequency (MHz)	ERP (dBm)	Limit (dBm)	Over Limit (dB)	SPA Reading (dBm)	S.G. Power (dBm)	TX Cable loss (dB)	TX Antenna Gain (dBi)	Polarization (H/V)	
Lowest	1552	-71.95	-13	-58.95	-58.20	-74.02	0.94	5.15	H	
	2336	-65.92	-13	-52.92	-58.01	-67.44	1.24	4.91	H	
	3112	-63.46	-13	-50.46	-57.72	-66.12	1.48	6.29	H	
										H
										H
										H
										H
	1552	-69.14	-13	-56.14	-56.08	-71.21	0.94	5.15	V	
	2336	-61.51	-13	-48.51	-53.99	-63.03	1.24	4.91	V	
	3112	-66.35	-13	-53.35	-61.13	-69.01	1.48	6.29	V	
										V
										V
										V
										V
Middle	1560	-68.07	-42.15	-25.92	-54.64	-70.11	0.94	5.13	H	
	2344	-57.48	-13	-44.48	-49.34	-59.02	1.24	4.93	H	
	3120	-64.32	-13	-51.32	-58.48	-67.01	1.49	6.33	H	
										H
										H
										H
										H
	1560	-68.98	-42.15	-26.83	-55.92	-71.02	0.94	5.13	V	
	2344	-63.22	-13	-50.22	-55.67	-64.76	1.24	4.93	V	
	3120	-66.42	-13	-53.42	-61.44	-69.11	1.49	6.33	V	
										V
										V
										V
										V



Highest	1568	-69.99	-42.15	-27.84	-56.32	-72.01	0.94	5.11	H
	2344	-67.22	-13	-54.22	-59.28	-68.76	1.24	4.93	H
	3128	-61.55	-13	-48.55	-55.85	-64.28	1.49	6.36	H
									H
									H
									H
									H
	1568	-68.29	-42.15	-26.14	-55.21	-70.31	0.94	5.11	V
	2344	-60.48	-13	-47.48	-52.99	-62.02	1.24	4.93	V
	3128	-64.55	-13	-51.55	-59.62	-67.28	1.49	6.36	V
									V
									V
									V
									V

Remark: Spurious emissions within 30-1000MHz were found more than 20dB below limit line.



LTE Band 13 / 10MHz / 16QAM									
Channel	Frequency (MHz)	ERP (dBm)	Limit (dBm)	Over Limit (dB)	SPA Reading (dBm)	S.G. Power (dBm)	TX Cable loss (dB)	TX Antenna Gain (dBi)	Polarization (H/V)
Middle	1552	-70.94	-13	-57.94	-57.25	-73.01	0.94	5.15	H
	2336	-59.84	-13	-46.84	-51.92	-61.36	1.24	4.91	H
	3112	-63.49	-13	-50.49	-57.77	-66.15	1.48	6.29	H
									H
									H
									H
									H
	1552	-69.24	-13	-56.24	-56.26	-71.31	0.94	5.15	V
	2336	-60.49	-13	-47.49	-52.94	-62.01	1.24	4.91	V
	3104	-66.18	-13	-53.18	-61.11	-68.81	1.48	6.26	V
									V
									V
									V
									V

Remark: Spurious emissions within 30-1000MHz were found more than 20dB below limit line.



LTE Band 26(Part 22H)

LTE Band 26 / 1.4MHz / QPSK									
Channel	Frequency (MHz)	EIRP (dBm)	Limit (dBm)	Over Limit (dB)	SPA Reading (dBm)	S.G. Power (dBm)	TX Cable loss (dB)	TX Antenna Gain (dBi)	Polarization (H/V)
Lowest	1648	-70.48	-13	-57.48	-57.9	-72.24	0.98	4.89	H
	2472	-67.17	-13	-54.17	-60.06	-69.05	1.28	5.32	H
	3296	-64.34	-13	-51.34	-59.41	-67.75	1.54	7.10	H
									H
									H
									H
									H
	1648	-70.18	-13	-57.18	-58.1	-71.94	0.98	4.89	V
	2472	-66.67	-13	-53.67	-60	-68.55	1.28	5.32	V
	3296	-65.18	-13	-52.18	-60.55	-68.59	1.54	7.10	V
									V
									V
									V
									V
Middle	1672	-70.58	-13	-57.58	-58.31	-72.26	0.99	4.82	H
	2504	-66.91	-13	-53.91	-59.88	-68.87	1.29	5.40	H
	3344	-63.41	-13	-50.41	-58.66	-67.02	1.56	7.31	H
									H
									H
									H
									H
	1672	-70.00	-13	-57.00	-58.27	-71.68	0.99	4.82	V
	2504	-66.76	-13	-53.76	-60.13	-68.72	1.29	5.40	V
	3344	-62.24	-13	-49.24	-57.69	-65.85	1.56	7.31	V
									V
									V
									V
									V



Highest	1696	-70.17	-13	-57.17	-58.08	-71.77	1.00	4.75	H
	2544	-67.50	-13	-54.50	-60.48	-69.48	1.30	5.44	H
	3392	-64.87	-13	-51.87	-60.45	-68.67	1.57	7.52	H
									H
									H
									H
									H
	1696	-70.08	-13	-57.08	-58.41	-71.68	1.00	4.75	V
	2544	-64.66	-13	-51.66	-58.03	-66.64	1.30	5.44	V
	3392	-65.02	-13	-52.02	-60.63	-68.82	1.57	7.52	V
									V
									V
									V
									V

Remark: Spurious emissions within 30-1000MHz were found more than 20dB below limit line.



LTE Band 26 / 3MHz / QPSK									
Channel	Frequency (MHz)	ERP (dBm)	Limit (dBm)	Over Limit (dB)	SPA Reading (dBm)	S.G. Power (dBm)	TX Cable loss (dB)	TX Antenna Gain (dBi)	Polarization (H/V)
Lowest	1648	-71.22	-13	-58.22	-58.32	-72.98	0.98	4.89	H
	2472	-67.06	-13	-54.06	-59.7	-68.94	1.28	5.32	H
	3296	-65.21	-13	-52.21	-60.2	-68.62	1.54	7.10	H
									H
									H
									H
									H
	1648	-70.42	-13	-57.42	-58.06	-72.18	0.98	4.89	V
	2472	-66.84	-13	-53.84	-59.89	-68.72	1.28	5.32	V
	3296	-66.27	-13	-53.27	-61.37	-69.68	1.54	7.10	V
									V
									V
									V
									V
Middle	1670	-70.86	-13	-57.86	-58.23	-72.55	0.99	4.82	H
	2505	-67.66	-13	-54.66	-60.38	-69.62	1.29	5.40	H
	3344	-62.62	-13	-49.62	-57.54	-66.23	1.56	7.31	H
									H
									H
									H
									H
	1670	-70.23	-13	-57.23	-57.97	-71.92	0.99	4.82	V
	2505	-66.86	-13	-53.86	-60.07	-68.82	1.29	5.40	V
	3344	-64.24	-13	-51.24	-59.45	-67.85	1.56	7.31	V
									V
									V
									V
									V
								V	



Highest	1692	-70.57	-13	-57.57	-58.2	-72.19	1.00	4.76	H
	2538	-67.55	-13	-54.55	-60.31	-69.53	1.30	5.43	H
	3384	-63.94	-13	-50.94	-59.07	-67.71	1.57	7.49	H
									H
									H
									H
									H
	1692	-70.26	-13	-57.26	-58.27	-71.88	1.00	4.76	V
	2538	-66.84	-13	-53.84	-60.16	-68.82	1.30	5.43	V
	3384	-63.86	-13	-50.86	-59.1	-67.63	1.57	7.49	V
									V
									V
									V
									V

Remark: Spurious emissions within 30-1000MHz were found more than 20dB below limit line.



LTE Band 26 / 5MHz / QPSK									
Channel	Frequency (MHz)	ERP (dBm)	Limit (dBm)	Over Limit (dB)	SPA Reading (dBm)	S.G. Power (dBm)	TX Cable loss (dB)	TX Antenna Gain (dBi)	Polarization (H/V)
Lowest	1648	-70.98	-13	-57.98	-58.19	-72.74	0.98	4.89	H
	2472	-67.36	-13	-54.36	-59.98	-69.24	1.28	5.32	H
	3296	-64.96	-13	-51.96	-59.78	-68.37	1.54	7.10	H
									H
									H
									H
									H
	1648	-70.46	-13	-57.46	-58.12	-72.22	0.98	4.89	V
	2472	-66.84	-13	-53.84	-59.93	-68.72	1.28	5.32	V
	3296	-66.07	-13	-53.07	-61.24	-69.48	1.54	7.10	V
									V
									V
									V
									V
Middle	1668	-70.97	-13	-57.97	-58.33	-72.66	0.99	4.83	H
	2502	-67.58	-13	-54.58	-60.21	-69.54	1.29	5.40	H
	3336	-63.96	-13	-50.96	-58.9	-67.54	1.55	7.28	H
									H
									H
									H
									H
	1668	-70.46	-13	-57.46	-58.27	-72.15	0.99	4.83	V
	2502	-67.23	-13	-54.23	-60.29	-69.19	1.29	5.40	V
	3336	-65.74	-13	-52.74	-60.91	-69.32	1.55	7.28	V
									V
									V
									V
									V



Highest	1688	-70.73	-13	-57.73	-58.25	-72.36	1.00	4.77	H
	2532	-67.77	-13	-54.77	-60.54	-69.74	1.30	5.43	H
	3376	-63.76	-13	-50.76	-58.89	-67.5	1.57	7.45	H
									H
									H
									H
									H
	1688	-70.41	-13	-57.41	-58.32	-72.04	1.00	4.77	V
	2532	-67.22	-13	-54.22	-60.43	-69.19	1.30	5.43	V
	3376	-65.22	-13	-52.22	-60.47	-68.96	1.57	7.45	V
									V
									V
									V
									V

Remark: Spurious emissions within 30-1000MHz were found more than 20dB below limit line.



LTE Band 26 / 10MHz / QPSK									
Channel	Frequency (MHz)	ERP (dBm)	Limit (dBm)	Over Limit (dB)	SPA Reading (dBm)	S.G. Power (dBm)	TX Cable loss (dB)	TX Antenna Gain (dBi)	Polarization (H/V)
Lowest	1648	-70.97	-13	-57.97	-58.2	-72.73	0.98	4.89	H
	2472	-67.33	-13	-54.33	-59.9	-69.21	1.28	5.32	H
	3296	-64.78	-13	-51.78	-59.57	-68.19	1.54	7.10	H
									H
									H
									H
									H
	1648	-70.32	-13	-57.32	-57.95	-72.08	0.98	4.89	V
	2472	-66.73	-13	-53.73	-59.76	-68.61	1.28	5.32	V
	3296	-65.43	-13	-52.43	-60.55	-68.84	1.54	7.10	V
									V
									V
									V
									V
Middle	1663	-70.84	-13	-57.84	-58.15	-72.55	0.98	4.84	H
	2494	-67.33	-13	-54.33	-60.07	-69.27	1.29	5.38	H
	3326	-62.46	-13	-49.46	-57.37	-65.99	1.55	7.23	H
									H
									H
									H
									H
	1663	-70.47	-13	-57.47	-58.25	-72.18	0.98	4.84	V
	2494	-67.09	-13	-54.09	-60.18	-69.03	1.29	5.38	V
	3326	-62.61	-13	-49.61	-57.76	-66.14	1.55	7.23	V
									V
									V
									V
									V
								V	



Highest	1680	-70.94	-13	-57.94	-58.42	-72.59	0.99	4.80	H
	2517	-67.66	-13	-54.66	-60.4	-69.63	1.30	5.41	H
	3356	-66.18	-13	-53.18	-61.2	-69.84	1.56	7.37	H
									H
									H
									H
									H
	1680	-70.33	-13	-57.33	-58.28	-71.98	0.99	4.80	V
	2517	-66.46	-13	-53.46	-59.65	-68.43	1.30	5.41	V
	3356	-65.86	-13	-52.86	-61.07	-69.52	1.56	7.37	V
									V
									V
									V
									V

Remark: Spurious emissions within 30-1000MHz were found more than 20dB below limit line.



LTE Band 26 / 15MHz / QPSK									
Channel	Frequency (MHz)	ERP (dBm)	Limit (dBm)	Over Limit (dB)	SPA Reading (dBm)	S.G. Power (dBm)	TX Cable loss (dB)	TX Antenna Gain (dBi)	Polarization (H/V)
Lowest	1648	-71.26	-13	-58.26	-58.38	-73.02	0.98	4.89	H
	2472	-67.44	-13	-54.44	-60.08	-69.32	1.28	5.32	H
	3296	-65.28	-13	-52.28	-60.08	-68.69	1.54	7.10	H
									H
									H
									H
									H
	1648	-70.63	-13	-57.63	-58.3	-72.39	0.98	4.89	V
	2472	-66.84	-13	-53.84	-59.88	-68.72	1.28	5.32	V
	3296	-65.57	-13	-52.57	-60.69	-68.98	1.54	7.10	V
									V
									V
									V
									V
Middle	1658	-70.94	-13	-57.94	-58.25	-72.67	0.98	4.86	H
	2487	-67.34	-13	-54.34	-60	-69.26	1.29	5.36	H
	3320	-63.87	-13	-50.87	-58.73	-67.38	1.55	7.21	H
									H
									H
									H
									H
	1658	-70.66	-13	-57.66	-58.49	-72.39	0.98	4.86	V
	2487	-66.84	-13	-53.84	-59.91	-68.76	1.29	5.36	V
	3320	-65.81	-13	-52.81	-60.92	-69.32	1.55	7.21	V
									V
									V
									V
									V
								V	



Highest	1668	-70.97	-13	-57.97	-58.29	-72.66	0.99	4.83	H
	2502	-67.56	-13	-54.56	-60.23	-69.52	1.29	5.40	H
	3336	-63.63	-13	-50.63	-58.55	-67.21	1.55	7.28	H
									H
									H
									H
									H
	1668	-70.22	-13	-57.22	-57.97	-71.91	0.99	4.83	V
	2502	-66.86	-13	-53.86	-59.94	-68.82	1.29	5.40	V
	3336	-65.83	-13	-52.83	-61	-69.41	1.55	7.28	V
									V
									V
									V
									V

Remark: Spurious emissions within 30-1000MHz were found more than 20dB below limit line.



LTE Band 41

LTE Band 41 / 5MHz / QPSK									
Channel	Frequency (MHz)	EIRP (dBm)	Limit (dBm)	Over Limit (dB)	SPA Reading (dBm)	S.G. Power (dBm)	TX Cable loss (dB)	TX Antenna Gain (dBi)	Polarization (H/V)
Lowest	5112	-56.47	-25	-31.47	-56.68	-63.77	2.40	9.70	H
	7668	-39.24	-25	-14.24	-43.95	-48.77	2.38	11.90	H
	10224	-58.19	-25	-33.19	-66.48	-67.78	2.69	12.29	H
	12780	-54.89	-25	-29.89	-67.72	-64.75	2.87	12.74	H
	15336	-57.07	-25	-32.07	-71.6	-67.4	3.74	14.07	H
	17892	-52.37	-25	-27.37	-70	-62.58	3.76	13.96	H
									H
	5112	-48.48	-25	-23.48	-48.53	-55.78	2.40	9.70	V
	7668	-33.89	-25	-8.89	-38.87	-43.42	2.38	11.90	V
	10224	-55.49	-25	-30.49	-63.67	-65.08	2.69	12.29	V
	12780	-48.46	-25	-23.46	-60.74	-58.32	2.87	12.74	V
	15336	-54.12	-25	-29.12	-68.67	-64.45	3.74	14.07	V
	17892	-49.03	-25	-24.03	-66.7	-59.24	3.76	13.96	V
									V
Middle	5208	-55.26	-25	-30.26	-56.08	-62.5	2.46	9.70	H
	7806	-41.83	-25	-16.83	-47	-51.48	2.33	11.98	H
	13014	-50.84	-25	-25.84	-63.78	-60.93	2.93	13.02	H
									H
									H
									H
									H
	5208	-48.07	-25	-23.07	-48.76	-55.31	2.46	9.70	V
	7806	-37.30	-25	-12.30	-42.77	-46.95	2.33	11.98	V
	13014	-47.45	-25	-22.45	-60.01	-57.54	2.93	13.02	V
									V
									V
									V
									V
								V	



Highest	5304	-54.18	-25	-29.18	-55.5	-61.37	2.51	9.70	H
	7950	-45.08	-25	-20.08	-50.77	-54.87	2.28	12.07	H
	13248	-49.65	-25	-24.65	-62.39	-60	2.99	13.35	H
									H
									H
									H
									H
	5304	-34.25	-25	-9.25	-35.48	-41.44	2.51	9.70	V
	7950	-36.36	-25	-11.36	-42.38	-46.15	2.28	12.07	V
	13248	-44.19	-25	-19.19	-56.79	-54.54	2.99	13.35	V
									V
									V
									V
									V

Remark: Spurious emissions within 30-1000MHz were found more than 20dB below limit line.



LTE Band 41 / 10MHz / QPSK									
Channel	Frequency (MHz)	EIRP (dBm)	Limit (dBm)	Over Limit (dB)	SPA Reading (dBm)	S.G. Power (dBm)	TX Cable loss (dB)	TX Antenna Gain (dBi)	Polarization (H/V)
Lowest	5112	-55.18	-25	-30.18	-55.1	-62.48	2.40	9.70	H
	7668	-40.58	-25	-15.58	-45	-50.11	2.38	11.90	H
	10224	-58.84	-25	-33.84	-66.88	-68.43	2.69	12.29	H
	12780	-56.46	-25	-31.46	-69.01	-66.32	2.87	12.74	H
	15336	-57.25	-25	-32.25	-71.52	-67.58	3.74	14.07	H
	17892	-55.11	-25	-30.11	-72.48	-65.32	3.76	13.96	H
									H
	5112	-50.78	-25	-25.78	-50.55	-58.08	2.40	9.70	V
	7668	-33.34	-25	-8.34	-38.09	-42.87	2.38	11.90	V
	10224	-55.44	-25	-30.44	-63.36	-65.03	2.69	12.29	V
	12780	-51.91	-25	-26.91	-63.93	-61.77	2.87	12.74	V
	15336	-53.92	-25	-28.92	-68.19	-64.25	3.74	14.07	V
	17892	-51.27	-25	-26.27	-68.58	-61.48	3.76	13.96	V
									V
Middle	5202	-51.28	-25	-26.28	-51.68	-58.53	2.45	9.70	H
	7800	-42.88	-25	-17.88	-47.81	-52.53	2.33	11.98	H
	10404	-58.96	-25	-33.96	-67.32	-68.63	2.69	12.36	H
	12996	-52.09	-25	-27.09	-64.8	-62.16	2.93	13.00	H
									H
									H
									H
	5202	-51.27	-25	-26.27	-51.58	-58.52	2.45	9.70	V
	7800	-37.98	-25	-12.98	-43.21	-47.63	2.33	11.98	V
	10404	-56.71	-25	-31.71	-64.88	-66.38	2.69	12.36	V
	12996	-44.31	-25	-19.31	-56.54	-54.38	2.93	13.00	V
									V
									V
									V



Highest	5292	-51.85	-25	-26.85	-53.07	-59.04	2.51	9.70	H
	7938	-44.05	-25	-19.05	-49.68	-53.82	2.29	12.06	H
	10584	-57.62	-25	-32.62	-66.81	-67.35	2.69	12.42	H
	13230	-50.35	-25	-25.35	-63.1	-60.68	2.99	13.32	H
									H
									H
									H
	5292	-39.20	-25	-14.20	-40.32	-46.39	2.51	9.70	V
	7938	-37.14	-25	-12.14	-43.09	-46.91	2.29	12.06	V
	10584	-54.12	-25	-29.12	-63.13	-63.85	2.69	12.42	V
	13230	-45.44	-25	-20.44	-58.04	-55.77	2.99	13.32	V
									V
									V
									V

Remark: Spurious emissions within 30-1000MHz were found more than 20dB below limit line.



LTE Band 41 / 15MHz / QPSK									
Channel	Frequency (MHz)	EIRP (dBm)	Limit (dBm)	Over Limit (dB)	SPA Reading (dBm)	S.G. Power (dBm)	TX Cable loss (dB)	TX Antenna Gain (dBi)	Polarization (H/V)
Lowest	5124	-57.06	-25	-32.06	-57.37	-64.35	2.41	9.70	H
	7668	-40.15	-25	-15.15	-44.9	-49.68	2.38	11.90	H
	12816	-51.18	-25	-26.18	-64.03	-61.08	2.88	12.78	H
	15372	-56.48	-25	-31.48	-71.16	-66.85	3.75	14.12	H
	17928	-54.50	-25	-29.50	-72.18	-64.69	3.75	13.94	H
									H
									H
	5124	-48.37	-25	-23.37	-48.52	-55.66	2.41	9.70	V
	7668	-33.86	-25	-8.86	-38.89	-43.39	2.38	11.90	V
	12816	-47.05	-25	-22.05	-59.38	-56.95	2.88	12.78	V
	15372	-54.49	-25	-29.49	-69.17	-64.86	3.75	14.12	V
	17928	-49.28	-25	-24.28	-66.98	-59.47	3.75	13.94	V
									V
									V
Middle	5208	-61.99	-25	-36.99	-62.81	-69.23	2.46	9.70	H
	7806	-54.08	-25	-29.08	-59.25	-63.73	2.33	11.98	H
	10386	-58.64	-25	-33.64	-67.27	-68.3	2.69	12.35	H
									H
									H
									H
									H
	5208	-57.93	-25	-32.93	-58.62	-65.17	2.46	9.70	V
	7806	-50.18	-25	-25.18	-55.65	-59.83	2.33	11.98	V
	10386	-58.87	-25	-33.87	-67.36	-68.53	2.69	12.35	V
									V
									V
									V
									V



Highest	5280	-54.86	-25	-29.86	-56.08	-62.06	2.50	9.70	H
	7920	-44.26	-25	-19.26	-49.83	-54.02	2.29	12.05	H
	13212	-52.34	-25	-27.34	-65.11	-62.65	2.98	13.30	H
									H
									H
									H
									H
	5280	-39.35	-25	-14.35	-40.47	-46.55	2.50	9.70	V
	7920	-36.98	-25	-11.98	-42.88	-46.74	2.29	12.05	V
	13212	-47.20	-25	-22.20	-59.79	-57.51	2.98	13.30	V
									V
									V
									V
									V

Remark: Spurious emissions within 30-1000MHz were found more than 20dB below limit line.



LTE Band 41 / 20MHz / QPSK									
Channel	Frequency (MHz)	EIRP (dBm)	Limit (dBm)	Over Limit (dB)	SPA Reading (dBm)	S.G. Power (dBm)	TX Cable loss (dB)	TX Antenna Gain (dBi)	Polarization (H/V)
Lowest	5112	-56.48	-25	-31.48	-56.69	-63.78	2.40	9.70	H
	7668	-39.75	-25	-14.75	-44.46	-49.28	2.38	11.90	H
	10224	-58.07	-25	-33.07	-66.36	-67.66	2.69	12.29	H
	12780	-50.23	-25	-25.23	-63.06	-60.09	2.87	12.74	H
	15336	-56.72	-25	-31.72	-71.25	-67.05	3.74	14.07	H
	17892	-54.29	-25	-29.29	-71.92	-64.5	3.76	13.96	H
									H
	5112	-48.57	-25	-23.57	-48.62	-55.87	2.40	9.70	V
	7668	-32.74	-25	-7.74	-37.72	-42.27	2.38	11.90	V
	10224	-55.80	-25	-30.80	-63.98	-65.39	2.69	12.29	V
	12780	-48.36	-25	-23.36	-60.64	-58.22	2.87	12.74	V
	15336	-52.82	-25	-27.82	-67.37	-63.15	3.74	14.07	V
	17892	-50.32	-25	-25.32	-67.99	-60.53	3.76	13.96	V
									V
Middle	5190	-55.49	-25	-30.49	-56.1	-62.74	2.45	9.70	H
	7788	-42.98	-25	-17.98	-48.09	-52.62	2.34	11.97	H
	12978	-50.58	-25	-25.58	-63.53	-60.63	2.92	12.97	H
									H
									H
									H
									H
	5190	-47.30	-25	-22.30	-47.77	-54.55	2.45	9.70	V
	7788	-37.42	-25	-12.42	-42.82	-47.06	2.34	11.97	V
	12978	-47.51	-25	-22.51	-60.05	-57.56	2.92	12.97	V
									V
									V
									V
									V



Highest	5274	-55.20	-25	-30.20	-56.32	-62.41	2.49	9.70	H
	7908	-44.48	-25	-19.48	-49.99	-54.23	2.30	12.04	H
	13176	-51.83	-25	-26.83	-64.63	-62.1	2.97	13.25	H
									H
									H
									H
									H
	5274	-43.94	-25	-18.94	-44.96	-51.15	2.49	9.70	V
	7908	-37.62	-25	-12.62	-43.45	-47.37	2.30	12.04	V
	13176	-45.47	-25	-20.47	-58.06	-55.74	2.97	13.25	V
									V
									V
									V
									V

Remark: Spurious emissions within 30-1000MHz were found more than 20dB below limit line.



LTE Band 66

LTE Band 66 / 1.4MHz / 16QAM										
Channel	Frequency (MHz)	EIRP (dBm)	Limit (dBm)	Over Limit (dB)	SPA Reading (dBm)	S.G. Power (dBm)	TX Cable loss (dB)	TX Antenna Gain (dBi)	Polarization (H/V)	
Lowest	3420	-54.18	-13	-41.18	-49.78	-60.25	1.58	7.65	H	
	5130	-61.55	-13	-48.55	-61.82	-68.84	2.41	9.70	H	
	6840	-60.50	-13	-47.50	-64.96	-68.47	2.64	10.61	H	
										H
										H
										H
										H
	3420	-49.77	-13	-36.77	-45.42	-55.84	1.58	7.65	V	
	5130	-57.14	-13	-44.14	-57.3	-64.43	2.41	9.70	V	
	6840	-57.90	-13	-44.90	-62.31	-65.87	2.64	10.61	V	
										V
										V
										V
										V
Middle	3492	-53.52	-13	-40.52	-49.41	-59.88	1.60	7.96	H	
	5232	-61.76	-13	-48.76	-62.63	-68.99	2.47	9.70	H	
	6978	-60.97	-13	-47.97	-65.22	-69.15	2.60	10.77	H	
										H
										H
										H
										H
	3492	-49.78	-13	-36.78	-45.53	-56.14	1.60	7.96	V	
	5232	-60.12	-13	-47.12	-60.81	-67.35	2.47	9.70	V	
	6978	-56.45	-13	-43.45	-60.83	-64.63	2.60	10.77	V	
										V
										V
										V
										V



Highest	3558	-50.38	-13	-37.38	-46.15	-56.83	1.62	8.07	H
	5334	-56.88	-13	-43.88	-58.4	-64.05	2.53	9.70	H
	7116	-57.04	-13	-44.04	-61.34	-65.52	2.55	11.03	H
									H
									H
									H
									H
	3558	-46.69	-13	-33.69	-42.3	-53.14	1.62	8.07	V
	5334	-55.95	-13	-42.95	-57.39	-63.12	2.53	9.70	V
	7116	-52.54	-13	-39.54	-56.78	-61.02	2.55	11.03	V
									V
									V
									V
									V

Remark: Spurious emissions within 30-1000MHz were found more than 20dB below limit line.



LTE Band 66 / 3MHz / 16QAM									
Channel	Frequency (MHz)	EIRP (dBm)	Limit (dBm)	Over Limit (dB)	SPA Reading (dBm)	S.G. Power (dBm)	TX Cable loss (dB)	TX Antenna Gain (dBi)	Polarization (H/V)
Lowest	3420	-53.24	-13	-40.24	-48.77	-59.31	1.58	7.65	H
	5130	-62.17	-13	-49.17	-62.45	-69.46	2.41	9.70	H
	6840	-60.81	-13	-47.81	-65.27	-68.78	2.64	10.61	H
									H
									H
									H
									H
	3420	-51.70	-13	-38.70	-47.27	-57.77	1.58	7.65	V
	5130	-59.71	-13	-46.71	-59.84	-67	2.41	9.70	V
	6840	-59.28	-13	-46.28	-63.65	-67.25	2.64	10.61	V
									V
									V
									V
									V
Middle	3486	-52.92	-13	-39.92	-48.77	-59.26	1.60	7.94	H
	5232	-61.75	-13	-48.75	-62.64	-68.98	2.47	9.70	H
	6978	-60.25	-13	-47.25	-64.49	-68.43	2.60	10.77	H
									H
									H
									H
									H
	3486	-50.17	-13	-37.17	-45.85	-56.51	1.60	7.94	V
	5232	-60.50	-13	-47.50	-61.24	-67.73	2.47	9.70	V
	6978	-58.45	-13	-45.45	-62.75	-66.63	2.60	10.77	V
									V
									V
									V
									V



Highest	3552	-49.78	-13	-36.78	-45.64	-56.22	1.62	8.06	H
	5334	-59.30	-13	-46.30	-60.89	-66.47	2.53	9.70	H
	7110	-55.56	-13	-42.56	-59.65	-64.02	2.56	11.02	H
									H
									H
									H
									H
	3552	-47.23	-13	-34.23	-43.01	-53.67	1.62	8.06	V
	5334	-56.26	-13	-43.26	-57.74	-63.43	2.53	9.70	V
	7110	-51.94	-13	-38.94	-56.21	-60.4	2.56	11.02	V
									V
									V
									V
									V

Remark: Spurious emissions within 30-1000MHz were found more than 20dB below limit line.



LTE Band 66 / 5MHz / 16QAM									
Channel	Frequency (MHz)	EIRP (dBm)	Limit (dBm)	Over Limit (dB)	SPA Reading (dBm)	S.G. Power (dBm)	TX Cable loss (dB)	TX Antenna Gain (dBi)	Polarization (H/V)
Lowest	3420	-53.54	-13	-40.54	-49.14	-59.61	1.58	7.65	H
	5130	-62.10	-13	-49.10	-63.47	-69.39	2.41	9.70	H
	6840	-61.47	-13	-48.47	-65.93	-69.44	2.64	10.61	H
									H
									H
									H
									H
	3420	-50.86	-13	-37.86	-46.41	-56.93	1.58	7.65	V
	5130	-60.13	-13	-47.13	-60.27	-67.42	2.41	9.70	V
	6840	-59.65	-13	-46.65	-64.06	-67.62	2.64	10.61	V
									V
									V
									V
									V
Middle	3486	-54.32	-13	-41.32	-50.04	-60.66	1.60	7.94	H
	5226	-62.11	-13	-49.11	-62.97	-69.34	2.47	9.70	H
	6972	-61.95	-13	-48.95	-66.24	-70.12	2.60	10.77	H
									H
									H
									H
									H
	3486	-51.13	-13	-38.13	-46.79	-57.47	1.60	7.94	V
	5226	-60.92	-13	-47.92	-61.62	-68.15	2.47	9.70	V
	6972	-59.84	-13	-46.84	-64.12	-68.01	2.60	10.77	V
									V
									V
									V
									V



Highest	3552	-50.99	-13	-37.99	-46.74	-57.43	1.62	8.06	H
	5328	-61.22	-13	-48.22	-62.86	-68.39	2.53	9.70	H
	7104	-59.03	-13	-46.03	-63.21	-67.48	2.56	11.01	H
									H
									H
									H
									H
	3552	-47.43	-13	-34.43	-43.11	-53.87	1.62	8.06	V
	5328	-59.66	-13	-46.66	-61.07	-66.83	2.53	9.70	V
	7104	-54.58	-13	-41.58	-58.86	-63.03	2.56	11.01	V
									V
									V
									V
									V

Remark: Spurious emissions within 30-1000MHz were found more than 20dB below limit line.



LTE Band 66 / 10MHz / 16QAM									
Channel	Frequency (MHz)	EIRP (dBm)	Limit (dBm)	Over Limit (dB)	SPA Reading (dBm)	S.G. Power (dBm)	TX Cable loss (dB)	TX Antenna Gain (dBi)	Polarization (H/V)
Lowest	3420	-53.18	-13	-40.18	-48.63	-59.25	1.58	7.65	H
	5130	-61.55	-13	-48.55	-61.91	-68.84	2.41	9.70	H
	6840	-61.54	-13	-48.54	-66	-69.51	2.64	10.61	H
									H
									H
									H
									H
	3420	-51.53	-13	-38.53	-47.18	-57.6	1.58	7.65	V
	5130	-58.29	-13	-45.29	-58.44	-65.58	2.41	9.70	V
	6840	-58.77	-13	-45.77	-63.2	-66.74	2.64	10.61	V
									V
									V
									V
									V
Middle	3480	-53.85	-13	-40.85	-49.68	-60.16	1.60	7.91	H
	5220	-61.70	-13	-48.70	-62.53	-68.94	2.46	9.70	H
	6960	-61.02	-13	-48.02	-65.34	-69.17	2.60	10.75	H
									H
									H
									H
									H
	3480	-51.38	-13	-38.38	-47.14	-57.69	1.60	7.91	V
	5220	-60.88	-13	-47.88	-61.55	-68.12	2.46	9.70	V
	6960	-58.10	-13	-45.10	-62.4	-66.25	2.60	10.75	V
									V
									V
									V
									V



Highest	3540	-53.43	-13	-40.43	-49.19	-59.86	1.62	8.05	H
	5310	-61.47	-13	-48.47	-63	-68.65	2.52	9.70	H
	7080	-60.60	-13	-47.60	-64.77	-69	2.56	10.96	H
									H
									H
									H
									H
	3540	-51.14	-13	-38.14	-46.73	-57.57	1.62	8.05	V
	5310	-61.26	-13	-48.26	-62.59	-68.44	2.52	9.70	V
	7080	-57.33	-13	-44.33	-61.65	-65.73	2.56	10.96	V
									V
									V
									V
									V

Remark: Spurious emissions within 30-1000MHz were found more than 20dB below limit line.



LTE Band 66 / 15MHz / 16QAM									
Channel	Frequency (MHz)	EIRP (dBm)	Limit (dBm)	Over Limit (dB)	SPA Reading (dBm)	S.G. Power (dBm)	TX Cable loss (dB)	TX Antenna Gain (dBi)	Polarization (H/V)
Lowest	3426	-46.42	-13	-33.42	-41.99	-52.51	1.58	7.67	H
	5142	-60.38	-13	-47.38	-60.66	-67.66	2.42	9.70	H
	6852	-60.17	-13	-47.17	-64.54	-68.15	2.64	10.62	H
									H
									H
									H
									H
	3426	-41.93	-13	-28.93	-37.3	-48.02	1.58	7.67	V
	5142	-58.28	-13	-45.28	-58.4	-65.56	2.42	9.70	V
	6852	-57.54	-13	-44.54	-61.89	-65.52	2.64	10.62	V
									V
									V
									V
									V
Middle	3480	-47.71	-13	-34.71	-43.12	-54.02	1.60	7.91	H
	5214	-61.53	-13	-48.53	-62.34	-68.77	2.46	9.70	H
	6954	-61.52	-13	-48.52	-65.58	-69.66	2.61	10.74	H
									H
									H
									H
									H
	3480	-44.36	-13	-31.36	-39.88	-50.67	1.60	7.91	V
	5214	-59.89	-13	-46.89	-60.58	-67.13	2.46	9.70	V
	15646.5	-59.43	-13	-46.43	-63.65	-69.66	3.87	14.10	V
									V
									V
									V
									V
								V	



Highest	3534	-45.24	-13	-32.24	-40.84	-51.67	1.61	8.04	H
	5298	-61.83	-13	-48.83	-62.96	-69.02	2.51	9.70	H
	7062	-59.84	-13	-46.84	-63.95	-68.19	2.57	10.92	H
									H
									H
									H
									H
	3534	-40.99	-13	-27.99	-36.51	-47.42	1.61	8.04	V
	5298	-60.22	-13	-47.22	-61.31	-67.41	2.51	9.70	V
	7062	-56.76	-13	-43.76	-60.93	-65.11	2.57	10.92	V
									V
									V
									V
									V

Remark: Spurious emissions within 30-1000MHz were found more than 20dB below limit line.



LTE Band 66 / 20MHz / 16QAM									
Channel	Frequency (MHz)	EIRP (dBm)	Limit (dBm)	Over Limit (dB)	SPA Reading (dBm)	S.G. Power (dBm)	TX Cable loss (dB)	TX Antenna Gain (dBi)	Polarization (H/V)
Lowest	3420	-41.95	-13	-28.95	-37.48	-48.02	1.58	7.65	H
	5136	-59.53	-13	-46.53	-59.46	-66.81	2.42	9.70	H
	6846	-58.14	-13	-45.14	-62.46	-66.12	2.64	10.62	H
									H
									H
									H
									H
	3420	-44.45	-13	-31.45	-39.91	-50.52	1.58	7.65	V
	5136	-60.74	-13	-47.74	-60.82	-68.02	2.42	9.70	V
	6846	-60.79	-13	-47.79	-65.16	-68.77	2.64	10.62	V
									V
									V
									V
									V
Middle	3474	-48.26	-13	-35.26	-43.89	-54.55	1.60	7.89	H
	5208	-60.88	-13	-47.88	-61.61	-68.12	2.46	9.70	H
	6942	-61.34	-13	-48.34	-65.37	-69.46	2.61	10.73	H
									H
									H
									H
									H
	3474	-42.72	-13	-29.72	-38.31	-49.01	1.60	7.89	V
	5208	-60.29	-13	-47.29	-60.7	-67.53	2.46	9.70	V
	6942	-60.01	-13	-47.01	-64.13	-68.13	2.61	10.73	V
									V
									V
									V
									V



Highest	3522	-42.87	-13	-29.87	-38.54	-49.29	1.61	8.03	H
	5286	-60.82	-13	-47.82	-61.76	-68.02	2.50	9.70	H
	7044	-59.35	-13	-46.35	-63.34	-67.66	2.58	10.89	H
									H
									H
									H
									H
	3522	-39.21	-13	-26.21	-34.73	-45.63	1.61	8.03	V
	5286	-59.09	-13	-46.09	-60.11	-66.29	2.50	9.70	V
	7044	-55.81	-13	-42.81	-59.96	-64.12	2.58	10.89	V
									V
									V
									V
									V

Remark: Spurious emissions within 30-1000MHz were found more than 20dB below limit line.



Appendix B. Test Results of Radiated Test

Radiated Spurious Emission-IC

LTE Band 2

LTE Band 2 / 1.4MHz / QPSK									
Channel	Frequency (MHz)	EIRP (dBm)	Limit (dBm)	Over Limit (dB)	SPA Reading (dBm)	S.G. Power (dBm)	TX Cable loss (dB)	TX Antenna Gain (dBi)	Polarization (H/V)
Lowest	3702	-63.29	-13	-50.29	-58.62	-69.86	1.67	8.24	H
	5550	-61.49	-13	-48.49	-63.98	-68.56	2.65	9.72	H
	7400	-60.98	-13	-47.98	-64.91	-70.12	2.46	11.60	H
	9252	-56.98	-13	-43.98	-63.14	-67.04	2.54	12.60	H
									H
									H
									H
	3702	-62.68	-13	-49.68	-57.86	-69.25	1.67	8.24	V
	5550	-61.35	-13	-48.35	-63.83	-68.42	2.65	9.72	V
	7400	-62.15	-13	-49.15	-65.2	-71.29	2.46	11.60	V
	9252	-55.86	-13	-42.86	-62.47	-65.92	2.54	12.60	V
									V
									V
									V



Middle	3762	-62.72	-13	-49.72	-57.85	-69.35	1.69	8.31	H
	5637	-61.04	-13	-48.04	-64	-68.09	2.70	9.75	H
	7517	-61.77	-13	-48.77	-65.69	-71.16	2.42	11.81	H
	9399	-56.58	-13	-43.58	-62.97	-66.55	2.57	12.54	H
									H
									H
									H
	3762	-61.56	-13	-48.56	-56.73	-68.19	1.69	8.31	V
	5637	-61.32	-13	-48.32	-64.14	-68.37	2.70	9.75	V
	7517	-61.34	-13	-48.34	-65.52	-70.73	2.42	11.81	V
	9399	-54.61	-13	-41.61	-61.36	-64.58	2.57	12.54	V
									V
									V
									V
Highest	3816	-60.94	-13	-47.94	-56.24	-67.62	1.70	8.38	H
	5730	-60.46	-13	-47.46	-64.07	-67.49	2.76	9.79	H
	7638	-59.47	-13	-46.47	-64.08	-68.97	2.38	11.88	H
	9546	-56.19	-13	-43.19	-63.06	-66.06	2.60	12.47	H
									H
									H
									H
									V
	3816	-57.68	-13	-44.68	-52.92	-64.36	1.70	8.38	V
	5730	-59.55	-13	-46.55	-63.11	-66.58	2.76	9.79	V
	7638	-54.74	-13	-41.74	-59.64	-64.24	2.38	11.88	V
	9546	-55.58	-13	-42.58	-62.88	-65.45	2.60	12.47	V
									V
									V

Remark: Spurious emissions within 30-1000MHz were found more than 20dB below limit line.



LTE Band 2 / 3MHz / QPSK									
Channel	Frequency (MHz)	EIRP (dBm)	Limit (dBm)	Over Limit (dB)	SPA Reading (dBm)	S.G. Power (dBm)	TX Cable loss (dB)	TX Antenna Gain (dBi)	Polarization (H/V)
Lowest	3702	-64.68	-13	-51.68	-59.86	-71.25	1.67	8.24	H
	5550	-61.72	-13	-48.72	-64.14	-68.79	2.65	9.72	H
	7400	-61.24	-13	-48.24	-65.14	-70.38	2.46	11.60	H
	9252	-58.33	-13	-45.33	-64.49	-68.39	2.54	12.60	H
									H
									H
									H
	3702	-63.72	-13	-50.72	-58.91	-70.29	1.67	8.24	V
	5550	-61.24	-13	-48.24	-63.63	-68.31	2.65	9.72	V
	7400	-60.88	-13	-47.88	-64.96	-70.02	2.46	11.60	V
	9252	-55.86	-13	-42.86	-62.41	-65.92	2.54	12.60	V
									V
									V
									V
Middle	3757	-63.86	-13	-50.86	-59.02	-70.48	1.68	8.31	H
	5635	-61.61	-13	-48.61	-64.48	-68.66	2.70	9.75	H
	7514	-61.77	-13	-48.77	-65.72	-71.15	2.42	11.81	H
	9399	-56.34	-13	-43.34	-62.74	-66.31	2.57	12.54	H
									H
									H
									H
	3757	-61.43	-13	-48.43	-56.54	-68.05	1.68	8.31	V
	5635	-60.51	-13	-47.51	-63.41	-67.56	2.70	9.75	V
	7514	-61.74	-13	-48.74	-65.85	-71.12	2.42	11.81	V
	9399	-50.48	-13	-37.48	-57.26	-60.45	2.57	12.54	V
									V
									V
									V



Highest	3816	-63.44	-13	-50.44	-58.48	-70.12	1.70	8.38	H
	5721	-61.03	-13	-48.03	-64.38	-68.07	2.75	9.79	H
	7632	-60.72	-13	-47.72	-65.03	-70.21	2.39	11.88	H
	9538	-58.48	-13	-45.48	-65.01	-68.36	2.60	12.48	H
									H
									H
									H
	3816	-59.73	-13	-46.73	-54.82	-66.41	1.70	8.38	V
	5721	-60.98	-13	-47.98	-64.31	-68.02	2.75	9.79	V
	7632	-57.63	-13	-44.63	-62.2	-67.12	2.39	11.88	V
	9538	-54.90	-13	-41.90	-61.81	-64.78	2.60	12.48	V
									V
									V
									V

Remark: Spurious emissions within 30-1000MHz were found more than 20dB below limit line.



LTE Band 2 / 5MHz / QPSK									
Channel	Frequency (MHz)	EIRP (dBm)	Limit (dBm)	Over Limit (dB)	SPA Reading (dBm)	S.G. Power (dBm)	TX Cable loss (dB)	TX Antenna Gain (dBi)	Polarization (H/V)
Lowest	3702	-64.84	-13	-51.84	-60.15	-71.41	1.67	8.24	H
	5550	-61.46	-13	-48.46	-64.02	-68.53	2.65	9.72	H
	7410	-61.57	-13	-48.57	-65.48	-70.73	2.46	11.62	H
	9252	-58.33	-13	-45.33	-64.51	-68.39	2.54	12.60	H
									H
									H
									H
	3702	-64.44	-13	-51.44	-59.65	-71.01	1.67	8.24	V
	5550	-60.95	-13	-47.95	-63.48	-68.02	2.65	9.72	V
	7410	-61.12	-13	-48.12	-65.14	-70.28	2.46	11.62	V
	9252	-55.96	-13	-42.96	-62.54	-66.02	2.54	12.60	V
									V
									V
									V
Middle	3756	-61.76	-13	-48.76	-56.93	-68.38	1.68	8.31	H
	5632	-61.27	-13	-48.27	-64.09	-68.32	2.70	9.75	H
	7510	-61.73	-13	-48.73	-65.6	-71.11	2.43	11.81	H
	9388	-54.98	-13	-41.98	-61.35	-64.96	2.57	12.54	H
									H
									H
									H
	3756	-59.24	-13	-46.24	-54.43	-65.86	1.68	8.31	V
	5632	-59.98	-13	-46.98	-65.86	-67.03	2.70	9.75	V
	7510	-60.99	-13	-47.99	-65.13	-70.37	2.43	11.81	V
	9388	-50.07	-13	-37.07	-56.86	-60.05	2.57	12.54	V
									V
									V
									V



Highest	3815	-63.11	-13	-50.11	-58.18	-69.78	1.70	8.38	H
	5715	-61.22	-13	-48.22	-64.45	-68.26	2.75	9.79	H
	7620	-60.84	-13	-47.84	-65.11	-70.32	2.39	11.87	H
	9525	-57.76	-13	-44.76	-64.31	-67.65	2.60	12.49	H
									H
									H
									H
	3815	-59.24	-13	-46.24	-54.36	-65.91	1.70	8.38	V
	5715	-61.03	-13	-48.03	-64.29	-68.07	2.75	9.79	V
	7620	-58.54	-13	-45.54	-63.07	-68.02	2.39	11.87	V
	9525	-52.66	-13	-39.66	-59.52	-62.55	2.60	12.49	V
									V
									V
									V

Remark: Spurious emissions within 30-1000MHz were found more than 20dB below limit line.



LTE Band 2 / 10MHz / QPSK									
Channel	Frequency (MHz)	EIRP (dBm)	Limit (dBm)	Over Limit (dB)	SPA Reading (dBm)	S.G. Power (dBm)	TX Cable loss (dB)	TX Antenna Gain (dBi)	Polarization (H/V)
Lowest	3702	-63.49	-13	-50.49	-58.7	-70.06	1.67	8.24	H
	5550	-61.44	-13	-48.44	-63.97	-68.51	2.65	9.72	H
	7400	-61.67	-13	-48.67	-65.55	-70.81	2.46	11.60	H
	9252	-57.03	-13	-44.03	-63.47	-67.09	2.54	12.60	H
									H
									H
									H
	3702	-61.84	-13	-48.84	-57.12	-68.41	1.67	8.24	V
	5550	-61.58	-13	-48.58	-64.05	-68.65	2.65	9.72	V
	7400	-61.22	-13	-48.22	-65.28	-70.36	2.46	11.60	V
	9252	-54.95	-13	-41.95	-61.8	-65.01	2.54	12.60	V
									V
									V
									V
Middle	3750	-61.90	-13	-48.90	-57.06	-68.52	1.68	8.30	H
	5625	-61.94	-13	-48.94	-64.79	-68.99	2.70	9.75	H
	7500	-61.97	-13	-48.97	-65.89	-71.34	2.43	11.80	H
	9378	-53.07	-13	-40.07	-59.44	-63.06	2.56	12.55	H
									H
									H
									H
	3750	-58.56	-13	-45.56	-53.72	-65.18	1.68	8.30	V
	5625	-60.47	-13	-47.47	-63.3	-67.52	2.70	9.75	V
	7500	-60.96	-13	-47.96	-65.07	-70.33	2.43	11.80	V
	9378	-47.72	-13	-34.72	-54.46	-57.71	2.56	12.55	V
									V
									V
									V



Highest	3804	-58.82	-13	-45.82	-53.98	-65.49	1.70	8.36	H
	5700	-61.33	-13	-48.33	-64.56	-68.37	2.74	9.78	H
	7600	-59.88	-13	-46.88	-64.12	-69.34	2.40	11.86	H
	9504	-54.84	-13	-41.84	-61.36	-64.75	2.59	12.50	H
									H
									H
									H
	3804	-56.65	-13	-43.65	-51.72	-63.32	1.70	8.36	V
	5700	-59.22	-13	-46.22	-62.28	-66.26	2.74	9.78	V
	7600	-56.38	-13	-43.38	-60.85	-65.84	2.40	11.86	V
	9504	-50.82	-13	-37.82	-57.69	-60.73	2.59	12.50	V
									V
									V
									V

Remark: Spurious emissions within 30-1000MHz were found more than 20dB below limit line.



LTE Band 2 / 15MHz / QPSK									
Channel	Frequency (MHz)	EIRP (dBm)	Limit (dBm)	Over Limit (dB)	SPA Reading (dBm)	S.G. Power (dBm)	TX Cable loss (dB)	TX Antenna Gain (dBi)	Polarization (H/V)
Lowest	3702	-63.27	-13	-50.27	-58.46	-69.84	1.67	8.24	H
	5550	-61.66	-13	-48.66	-64.15	-68.73	2.65	9.72	H
	7400	-61.28	-13	-48.28	-65.15	-70.42	2.46	11.60	H
	9252	-57.25	-13	-44.25	-63.42	-67.31	2.54	12.60	H
									H
									H
									H
	3702	-62.52	-13	-49.52	-57.74	-69.09	1.67	8.24	V
	5550	-61.44	-13	-48.44	-63.93	-68.51	2.65	9.72	V
	7400	-60.97	-13	-47.97	-65.08	-70.11	2.46	11.60	V
	9252	-54.72	-13	-41.72	-61.21	-64.78	2.54	12.60	V
									V
									V
									V
Middle	3750	-61.76	-13	-48.76	-56.91	-68.38	1.68	8.30	H
	5622	-61.23	-13	-48.23	-64.05	-68.28	2.70	9.75	H
	7494	-61.43	-13	-48.43	-65.28	-70.79	2.43	11.79	H
	9367	-51.27	-13	-38.27	-57.62	-61.26	2.56	12.55	H
									H
									H
									H
	3750	-57.20	-13	-44.20	-52.31	-63.82	1.68	8.30	V
	5622	-57.06	-13	-44.06	-61.87	-64.11	2.70	9.75	V
	7494	-59.11	-13	-46.11	-63.43	-68.47	2.43	11.79	V
	9367	-59.34	-13	-46.34	-54.4	-69.33	2.56	12.55	V
									V
									V
									V



Highest	3792	-60.53	-13	-47.53	-55.6	-67.18	1.70	8.35	H
	5685	-61.27	-13	-48.27	-64.35	-68.31	2.73	9.77	H
	7584	-60.14	-13	-47.14	-64.37	-69.59	2.40	11.85	H
	9483	-56.51	-13	-43.51	-62.97	-66.43	2.59	12.51	H
									H
									H
									H
	3792	-57.27	-13	-44.27	-52.37	-63.92	1.70	8.35	V
	5685	-61.03	-13	-48.03	-64.25	-68.07	2.73	9.77	V
	7584	-56.72	-13	-43.72	-61.12	-66.17	2.40	11.85	V
	9483	-53.72	-13	-40.72	-60.56	-63.64	2.59	12.51	V
									V
									V
									V

Remark: Spurious emissions within 30-1000MHz were found more than 20dB below limit line.



LTE Band 2 / 20MHz / QPSK									
Channel	Frequency (MHz)	EIRP (dBm)	Limit (dBm)	Over Limit (dB)	SPA Reading (dBm)	S.G. Power (dBm)	TX Cable loss (dB)	TX Antenna Gain (dBi)	Polarization (H/V)
Lowest	3702	-63.17	-13	-50.17	-58.42	-69.74	1.67	8.24	H
	5550	-61.54	-13	-48.54	-64.02	-68.61	2.65	9.72	H
	7400	-61.33	-13	-48.33	-65.23	-70.47	2.46	11.60	H
	9252	-57.18	-13	-44.18	-63.36	-67.24	2.54	12.60	H
									H
									H
									H
	3702	-62.74	-13	-49.74	-58.02	-69.31	1.67	8.24	V
	5550	-61.38	-13	-48.38	-63.83	-68.45	2.65	9.72	V
	7400	-60.98	-13	-47.98	-65.09	-70.12	2.46	11.60	V
	9252	-54.04	-13	-41.04	-60.66	-64.1	2.54	12.60	V
									V
									V
									V
Middle	3744	-61.48	-13	-48.48	-56.62	-68.09	1.68	8.29	H
	5616	-60.96	-13	-47.96	-63.79	-68.01	2.69	9.75	H
	7482	-61.36	-13	-48.36	-65.23	-70.69	2.44	11.76	H
	9357	-51.43	-13	-38.43	-57.76	-61.43	2.56	12.56	H
									H
									H
									H
	3744	-57.73	-13	-44.73	-52.88	-64.34	1.68	8.29	V
	5616	-59.06	-13	-46.06	-61.9	-66.11	2.69	9.75	V
	7482	-59.33	-13	-46.33	-63.49	-68.66	2.44	11.76	V
	9357	-46.98	-13	-33.98	-53.77	-56.98	2.56	12.56	V
									V
									V
									V



Highest	3780	-62.78	-13	-49.78	-57.91	-69.42	1.69	8.34	H
	5670	-61.42	-13	-48.42	-64.48	-68.47	2.72	9.77	H
	7566	-62.36	-13	-49.36	-65.45	-71.79	2.41	11.84	H
	9451	-56.77	-13	-43.77	-63.18	-66.71	2.58	12.52	H
									H
									H
									H
	3780	-59.73	-13	-46.73	-54.83	-66.37	1.69	8.34	V
	5670	-61.27	-13	-48.27	-64.29	-68.32	2.72	9.77	V
	7566	-59.88	-13	-46.88	-64.16	-69.31	2.41	11.84	V
	9451	-52.84	-13	-39.84	-59.63	-62.78	2.58	12.52	V
									V
									V
									V

Remark: Spurious emissions within 30-1000MHz were found more than 20dB below limit line.



LTE Band 7

LTE Band 7 / 5MHz / QPSK									
Channel	Frequency (MHz)	ERP (dBm)	Limit (dBm)	Over Limit (dB)	SPA Reading (dBm)	S.G. Power (dBm)	TX Cable loss (dB)	TX Antenna Gain (dBi)	Polarization (H/V)
Lowest	5004	-59.96	-25	-34.96	-59.28	-67.32	2.34	9.70	H
	7500	-40.31	-25	-15.31	-44.19	-49.68	2.43	11.80	H
	10008	-48.57	-25	-23.57	-56.09	-58.08	2.70	12.20	H
	12510	-35.74	-25	-10.74	-48.14	-45.35	2.81	12.41	H
	15012	-50.17	-25	-25.17	-63	-60.18	3.60	13.62	H
	17496	-42.94	-25	-17.94	-59.61	-53.32	3.81	14.19	H
									H
	5004	-55.92	-25	-30.92	-55.07	-63.28	2.34	9.70	V
	7500	-30.34	-25	-5.34	-34.5	-39.71	2.43	11.80	V
	10008	-44.81	-25	-19.81	-52.33	-54.32	2.70	12.20	V
	12510	-34.87	-25	-9.87	-46.54	-44.48	2.81	12.41	V
	15012	-43.72	-25	-18.72	-56.88	-53.73	3.60	13.62	V
	17496	-34.96	-25	-9.96	-51.87	-45.34	3.81	14.19	V
									V
Middle	5064	-59.26	-25	-34.26	-58.81	-66.59	2.37	9.70	H
	7596	-37.19	-25	-12.19	-41.42	-46.65	2.40	11.86	H
	10134	-50.86	-25	-25.86	-58.62	-60.42	2.70	12.25	H
	12672	-39.67	-25	-14.67	-52.2	-49.43	2.85	12.61	H
	15192	-54.38	-25	-29.38	-68.04	-64.57	3.68	13.87	H
	17730	-53.26	-25	-28.26	-70.29	-63.54	3.78	14.06	H
									H
	5064	-55.22	-25	-30.22	-54.59	-62.55	2.37	9.70	V
	7596	-29.77	-25	-4.77	-34.25	-39.23	2.40	11.86	V
	10134	-47.27	-25	-22.27	-54.89	-56.83	2.70	12.25	V
	12672	-36.56	-25	-11.56	-48.43	-46.32	2.85	12.61	V
	15192	-50.14	-25	-25.14	-63.92	-60.33	3.68	13.87	V
	17730	-48.13	-25	-23.13	-65.29	-58.41	3.78	14.06	V
									V



Highest	5130	-58.03	-25	-33.03	-58.11	-65.32	2.41	9.70	H
	7698	-38.86	-25	-13.86	-43.42	-48.41	2.37	11.92	H
	10260	-48.92	-25	-23.92	-57.01	-58.53	2.69	12.30	H
	12834	-44.46	-25	-19.46	-57.02	-54.37	2.89	12.80	H
	15390	-51.33	-25	-26.33	-65.88	-61.72	3.76	14.15	H
	17964	-49.64	-25	-24.64	-67.1	-59.81	3.75	13.92	H
									H
	5130	-53.57	-25	-28.57	-53.44	-60.86	2.41	9.70	V
	7698	-30.54	-25	-5.54	-35.34	-40.09	2.37	11.92	V
	10260	-44.27	-25	-19.27	-52.21	-53.88	2.69	12.30	V
	12834	-43.43	-25	-18.43	-55.5	-53.34	2.89	12.80	V
	15390	-46.94	-25	-21.94	-61.43	-57.33	3.76	14.15	V
	17964	-45.88	-25	-20.88	-63.32	-56.05	3.75	13.92	V
									V

Remark: Spurious emissions within 30-1000MHz were found more than 20dB below limit line.



LTE Band 7 / 10MHz / QPSK									
Channel	Frequency (MHz)	EIRP (dBm)	Limit (dBm)	Over Limit (dB)	SPA Reading (dBm)	S.G. Power (dBm)	TX Cable loss (dB)	TX Antenna Gain (dBi)	Polarization (H/V)
Lowest	5004	-58.64	-25	-33.64	-58.24	-66	2.34	9.70	H
	7500	-34.01	-25	-9.01	-38.14	-43.38	2.43	11.80	H
	10008	-50.04	-25	-25.04	-57.83	-59.55	2.70	12.20	H
	12510	-32.92	-25	-7.92	-45.6	-42.53	2.81	12.41	H
	15012	-45.00	-25	-20.00	-58.09	-55.01	3.60	13.62	H
	17496	-41.00	-25	-16.00	-57.92	-51.38	3.81	14.19	H
									H
	5004	-52.11	-25	-27.11	-51.52	-59.47	2.34	9.70	V
	7500	-29.11	-25	-4.11	-33.48	-38.48	2.43	11.80	V
	10008	-44.51	-25	-19.51	-52.23	-54.02	2.70	12.20	V
	12510	-32.18	-25	-7.18	-44.12	-41.79	2.81	12.41	V
	15012	-40.14	-25	-15.14	-53.52	-50.15	3.60	13.62	V
	17496	-34.16	-25	-9.16	-51.34	-44.54	3.81	14.19	V
									V
Middle	5064	-53.16	-25	-28.16	-52.79	-60.49	2.37	9.70	H
	7590	-28.94	-25	-3.94	-33.14	-38.39	2.40	11.85	H
	10116	-45.37	-25	-20.37	-53.07	-54.92	2.70	12.25	H
	12654	-33.40	-25	-8.40	-45.9	-43.14	2.84	12.58	H
	15192	-48.14	-25	-23.14	-61.8	-58.33	3.68	13.87	H
	17712	-46.87	-25	-21.87	-63.9	-57.16	3.78	14.07	H
									H
	5064	-52.72	-25	-27.72	-52.18	-60.05	2.37	9.70	V
	7590	-28.42	-25	-3.42	-32.88	-37.87	2.40	11.85	V
	10116	-46.18	-25	-21.18	-53.81	-55.73	2.70	12.25	V
	12654	-35.83	-25	-10.83	-47.63	-45.57	2.84	12.58	V
	15192	-48.56	-25	-23.56	-62.37	-58.75	3.68	13.87	V
	17712	-47.97	-25	-22.97	-65.12	-58.26	3.78	14.07	V
									V



Highest	5124	-59.09	-25	-34.09	-59.4	-66.38	2.41	9.70	H
	7680	-33.20	-25	-8.20	-37.96	-42.74	2.37	11.91	H
	10242	-46.74	-25	-21.74	-55.06	-56.34	2.69	12.30	H
	12798	-41.66	-25	-16.66	-54.5	-51.54	2.88	12.76	H
	15372	-51.25	-25	-26.25	-64.93	-61.62	3.75	14.12	H
	17928	-50.64	-25	-25.64	-68.32	-60.83	3.75	13.94	H
									H
	5124	-51.08	-25	-26.08	-51.23	-58.37	2.41	9.70	V
	7680	-29.69	-25	-4.69	-34.73	-39.23	2.37	11.91	V
	10242	-43.18	-25	-18.18	-51.39	-52.78	2.69	12.30	V
	12798	-42.40	-25	-17.40	-54.7	-52.28	2.88	12.76	V
	15372	-49.33	-25	-24.33	-64.01	-59.7	3.75	14.12	V
	17928	-45.64	-25	-20.64	-63.34	-55.83	3.75	13.94	V
									V

Remark: Spurious emissions within 30-1000MHz were found more than 20dB below limit line.



LTE Band 7 / 15MHz / QPSK									
Channel	Frequency (MHz)	EIRP (dBm)	Limit (dBm)	Over Limit (dB)	SPA Reading (dBm)	S.G. Power (dBm)	TX Cable loss (dB)	TX Antenna Gain (dBi)	Polarization (H/V)
Lowest	5004	-59.69	-25	-34.69	-58.99	-67.05	2.34	9.70	H
	7500	-39.96	-25	-14.96	-43.79	-49.33	2.43	11.80	H
	10008	-49.82	-25	-24.82	-57.35	-59.33	2.70	12.20	H
	12510	-36.68	-25	-11.68	-49.02	-46.29	2.81	12.41	H
	15012	-49.11	-25	-24.11	-61.94	-59.12	3.60	13.62	H
	17514	-40.45	-25	-15.45	-57.19	-50.83	3.81	14.19	H
									H
	5004	-54.97	-25	-29.97	-54.07	-62.33	2.34	9.70	V
	7500	-32.06	-25	-7.06	-36.2	-41.43	2.43	11.80	V
	10008	-47.23	-25	-22.23	-54.64	-56.74	2.70	12.20	V
	12510	-36.18	-25	-11.18	-47.82	-45.79	2.81	12.41	V
	15012	-45.08	-25	-20.08	-58.2	-55.09	3.60	13.62	V
	17514	-33.47	-25	-8.47	-50.4	-43.85	3.81	14.19	V
									V
Middle	5058	-60.76	-25	-35.76	-60.45	-68.09	2.37	9.70	H
	7584	-37.66	-25	-12.66	-41.8	-47.11	2.40	11.85	H
	10116	-50.84	-25	-25.84	-58.59	-60.39	2.70	12.25	H
	12636	-38.27	-25	-13.27	-50.7	-47.99	2.84	12.56	H
	15174	-55.63	-25	-30.63	-69.18	-65.8	3.67	13.84	H
	17694	-50.59	-25	-25.59	-67.59	-60.89	3.78	14.08	H
									H
	5058	-55.28	-25	-30.28	-54.72	-62.61	2.37	9.70	V
	7584	-30.66	-25	-5.66	-35.01	-40.11	2.40	11.85	V
	10116	-45.61	-25	-20.61	-53.25	-55.16	2.70	12.25	V
	12636	-37.73	-25	-12.73	-49.56	-47.45	2.84	12.56	V
	15174	-51.54	-25	-26.54	-65.25	-61.71	3.67	13.84	V
	17694	-46.67	-25	-21.67	-63.82	-56.97	3.78	14.08	V
									V



Highest	5112	-60.49	-25	-35.49	-60.45	-67.79	2.40	9.70	H
	7668	-40.51	-25	-15.51	-44.93	-50.04	2.38	11.90	H
	10224	-50.86	-25	-25.86	-58.93	-60.45	2.69	12.29	H
	12780	-45.37	-25	-20.37	-57.97	-55.23	2.87	12.74	H
	15336	-57.21	-25	-32.21	-71.43	-67.54	3.74	14.07	H
	17892	-51.98	-25	-26.98	-69.35	-62.19	3.76	13.96	H
									H
	5112	-55.16	-25	-30.16	-54.94	-62.46	2.40	9.70	V
	7668	-31.14	-25	-6.14	-35.85	-40.67	2.38	11.90	V
	10224	-46.95	-25	-21.95	-54.89	-56.54	2.69	12.29	V
	12780	-42.46	-25	-17.46	-54.45	-52.32	2.87	12.74	V
	15336	-54.33	-25	-29.33	-68.52	-64.66	3.74	14.07	V
	17892	-49.98	-25	-24.98	-67.4	-60.19	3.76	13.96	V
									V

Remark: Spurious emissions within 30-1000MHz were found more than 20dB below limit line.



LTE Band 7 / 20MHz / QPSK									
Channel	Frequency (MHz)	EIRP (dBm)	Limit (dBm)	Over Limit (dB)	SPA Reading (dBm)	S.G. Power (dBm)	TX Cable loss (dB)	TX Antenna Gain (dBi)	Polarization (H/V)
Lowest	5004	-60.48	-25	-35.48	-59.81	-67.84	2.34	9.70	H
	7506	-39.46	-25	-14.46	-43.41	-48.84	2.43	11.80	H
	10008	-50.27	-25	-25.27	-57.77	-59.78	2.70	12.20	H
	12510	-33.52	-25	-8.52	-45.94	-43.13	2.81	12.41	H
	15012	-49.34	-25	-24.34	-62.16	-59.35	3.60	13.62	H
	17514	-38.14	-25	-13.14	-54.79	-48.52	3.81	14.19	H
									H
	5004	-55.86	-25	-30.86	-54.95	-63.22	2.34	9.70	V
	7506	-30.78	-25	-5.78	-34.95	-40.16	2.43	11.80	V
	10008	-46.52	-25	-21.52	-53.92	-56.03	2.70	12.20	V
	12510	-34.28	-25	-9.28	-45.96	-43.89	2.81	12.41	V
	15012	-44.67	-25	-19.67	-57.72	-54.68	3.60	13.62	V
	17514	-35.17	-25	-10.17	-52.05	-45.55	3.81	14.19	V
									V
Middle	5052	-60.26	-25	-35.26	-59.79	-67.59	2.37	9.70	H
	7578	-37.94	-25	-12.94	-42.12	-47.38	2.40	11.85	H
	10098	-50.38	-25	-25.38	-58.12	-59.92	2.70	12.24	H
	12636	-37.42	-25	-12.42	-49.9	-47.14	2.84	12.56	H
	15156	-55.96	-25	-30.96	-69.48	-66.12	3.66	13.82	H
	17676	-49.58	-25	-24.58	-66.57	-59.89	3.79	14.09	H
									H
	5052	-55.79	-25	-30.79	-55.11	-63.12	2.37	9.70	V
	7578	-30.48	-25	-5.48	-34.84	-39.92	2.40	11.85	V
	10098	-45.28	-25	-20.28	-52.91	-54.82	2.70	12.24	V
	12636	-36.86	-25	-11.86	-48.72	-46.58	2.84	12.56	V
	15156	-50.97	-25	-25.97	-64.65	-61.13	3.66	13.82	V
	17676	-47.81	-25	-22.81	-64.93	-58.12	3.79	14.09	V
									V



Highest	5100	-60.47	-25	-35.47	-60.31	-67.78	2.39	9.70	H
	7656	-40.74	-25	-15.74	-45.18	-50.25	2.38	11.89	H
	10206	-51.39	-25	-26.39	-59.36	-60.98	2.70	12.28	H
	12762	-43.88	-25	-18.88	-56.41	-53.72	2.87	12.71	H
	15300	-55.92	-25	-30.92	-70.02	-66.22	3.72	14.02	H
	17856	-50.97	-25	-25.97	-68.33	-61.19	3.76	13.99	H
									H
	5100	-54.68	-25	-29.68	-54.36	-61.99	2.39	9.70	V
	7656	-31.96	-25	-6.96	-36.69	-41.47	2.38	11.89	V
	10206	-47.27	-25	-22.27	-55.16	-56.86	2.70	12.28	V
	12762	-41.62	-25	-16.62	-53.59	-51.46	2.87	12.71	V
	15300	-52.89	-25	-27.89	-67.02	-63.19	3.72	14.02	V
	17856	-49.59	-25	-24.59	-66.93	-59.81	3.76	13.99	V
									V

Remark: Spurious emissions within 30-1000MHz were found more than 20dB below limit line.



LTE Band 12

IC LTE Band 12 / 1.4MHz / QPSK									
Channel	Frequency (MHz)	EIRP (dBm)	Limit (dBm)	Over Limit (dB)	SPA Reading (dBm)	S.G. Power (dBm)	TX Cable loss (dB)	TX Antenna Gain (dBi)	Polarization (H/V)
Lowest	1400	-69.78	-13	-56.78	-57.54	-73.59	0.87	4.68	H
	2096	-66.00	-13	-53.00	-58.75	-69.02	1.16	4.19	H
	2800	-65.77	-13	-52.77	-61.10	-70.03	1.38	5.64	H
									H
									H
									H
									H
	1400	-69.88	-13	-56.88	-58.17	-73.69	0.87	4.68	V
	2096	-64.97	-13	-51.97	-58.25	-67.99	1.16	4.19	V
	3496	-65.04	-13	-52.04	-61.34	-71.42	1.60	7.98	V
									V
									V
									V
									V
Middle	1416	-68.21	-13	-55.21	-56.08	-72.11	0.87	4.78	H
	2120	-66.13	-13	-53.13	-59.38	-69.22	1.17	4.26	H
	2832	-65.89	-13	-52.89	-61.44	-70.16	1.39	5.67	H
									H
									H
									H
									H
	1416	-69.16	-13	-56.16	-57.42	-73.06	0.87	4.78	V
	2120	-66.37	-13	-53.37	-58.91	-69.46	1.17	4.26	V
	2832	-65.29	-13	-52.29	-61.62	-69.56	1.39	5.67	V
									V
									V
									V
									V



Highest	1432	-69.41	-13	-56.41	-57.28	-73.41	0.88	4.88	H
	2152	-66.36	-13	-53.36	-59.68	-69.53	1.18	4.36	H
	2864	-65.92	-13	-52.92	-61.68	-70.21	1.40	5.69	H
									H
									H
									H
									H
	1432	-69.11	-13	-56.11	-57.51	-73.11	0.88	4.88	V
	2152	-66.29	-13	-53.29	-59.98	-69.46	1.18	4.36	V
	2864	-64.87	-13	-51.87	-61.51	-69.16	1.40	5.69	V
									V
									V
									V
									V

Remark: Spurious emissions within 30-1000MHz were found more than 20dB below limit line.



IC LTE Band 12 / 3MHz / QPSK									
Channel	Frequency (MHz)	EIRP (dBm)	Limit (dBm)	Over Limit (dB)	SPA Reading (dBm)	S.G. Power (dBm)	TX Cable loss (dB)	TX Antenna Gain (dBi)	Polarization (H/V)
Lowest	1400	-69.41	-13	-56.41	-57.25	-73.22	0.87	4.68	H
	2096	-64.79	-13	-51.79	-57.73	-67.81	1.16	4.19	H
	2800	-65.79	-13	-52.79	-61.44	-70.05	1.38	5.64	H
									H
									H
									H
									H
	1400	-69.41	-13	-56.41	-57.75	-73.22	0.87	4.68	V
	2096	-63.99	-13	-50.99	-56.98	-67.01	1.16	4.19	V
	2800	-65.07	-13	-52.07	-61.38	-69.33	1.38	5.64	V
									V
									V
									V
									V
Middle	1416	-69.32	-13	-56.32	-57.03	-73.22	0.87	4.78	H
	2120	-66.57	-13	-53.57	-59.70	-69.66	1.17	4.26	H
	2832	-65.74	-13	-52.74	-61.27	-70.01	1.39	5.67	H
									H
									H
									H
									H
	1416	-69.51	-13	-56.51	-57.85	-73.41	0.87	4.78	V
	2120	-65.98	-13	-52.98	-59.36	-69.07	1.17	4.26	V
	2832	-64.99	-13	-51.99	-61.39	-69.26	1.39	5.67	V
									V
									V
									V
									V



Highest	1424	-70.31	-13	-57.31	-58.23	-74.26	0.88	4.83	H
	2136	-66.56	-13	-53.56	-59.89	-69.69	1.18	4.31	H
	2848	-65.83	-13	-52.83	-61.47	-70.11	1.40	5.68	H
									H
									H
									H
									H
	1424	-68.26	-13	-55.26	-56.64	-72.21	0.88	4.83	V
	2136	-66.20	-13	-53.20	-59.84	-69.33	1.18	4.31	V
	2848	-64.93	-13	-51.93	-61.45	-69.21	1.40	5.68	V
									V
									V
									V
									V

Remark: Spurious emissions within 30-1000MHz were found more than 20dB below limit line.



IC LTE Band 12 / 5MHz / QPSK									
Channel	Frequency (MHz)	EIRP (dBm)	Limit (dBm)	Over Limit (dB)	SPA Reading (dBm)	S.G. Power (dBm)	TX Cable loss (dB)	TX Antenna Gain (dBi)	Polarization (H/V)
Lowest	1400	-69.62	-13	-56.62	-57.48	-73.43	0.87	4.68	H
	2096	-65.67	-13	-52.67	-58.75	-68.69	1.16	4.19	H
	2800	-65.90	-13	-52.90	-61.45	-70.16	1.38	5.64	H
									H
									H
									H
									H
	1400	-69.58	-13	-56.58	-57.87	-73.39	0.87	4.68	V
	2096	-64.74	-13	-51.74	-58.13	-67.76	1.16	4.19	V
	2800	-65.07	-13	-52.07	-61.41	-69.33	1.38	5.64	V
									V
									V
									V
									V
Middle	1408	-69.20	-13	-56.20	-57.07	-73.06	0.87	4.73	H
	2112	-66.94	-13	-53.94	-59.93	-70.01	1.17	4.24	H
	2816	-65.85	-13	-52.85	-61.36	-70.11	1.39	5.65	H
									H
									H
									H
									H
	1408	-69.36	-13	-56.36	-57.69	-73.22	0.87	4.73	V
	2112	-66.94	-13	-53.94	-60.05	-70.01	1.17	4.24	V
	2816	-65.06	-13	-52.06	-61.57	-69.32	1.39	5.65	V
									V
									V
									V
									V
								V	



Highest	1424	-69.06	-13	-56.06	-56.93	-73.01	0.88	4.83	H
	2136	-66.68	-13	-53.68	-59.96	-69.81	1.18	4.31	H
	2848	-65.93	-13	-52.93	-61.56	-70.21	1.40	5.68	H
									H
									H
									H
									H
	1424	-69.56	-13	-56.56	-57.85	-73.51	0.88	4.83	V
	2136	-66.09	-13	-53.09	-59.69	-69.22	1.18	4.31	V
	2848	-65.07	-13	-52.07	-61.55	-69.35	1.40	5.68	V
									V
									V
									V
									V

Remark: Spurious emissions within 30-1000MHz were found more than 20dB below limit line.



IC LTE Band 12 / 10MHz / QPSK									
Channel	Frequency (MHz)	EIRP (dBm)	Limit (dBm)	Over Limit (dB)	SPA Reading (dBm)	S.G. Power (dBm)	TX Cable loss (dB)	TX Antenna Gain (dBi)	Polarization (H/V)
Lowest	1400	-69.40	-13	-56.40	-57.22	-73.21	0.87	4.68	H
	2096	-65.67	-13	-52.67	-58.75	-68.69	1.16	4.19	H
	2800	-65.80	-13	-52.80	-61.43	-70.06	1.38	5.64	H
									H
									H
									H
									H
	1400	-69.30	-13	-56.30	-57.64	-73.11	0.87	4.68	V
	2096	-65.99	-13	-52.99	-59.01	-69.01	1.16	4.19	V
	2800	-64.80	-13	-51.80	-61.18	-69.06	1.38	5.64	V
									V
									V
									V
									V
Middle	1408	-68.73	-13	-55.73	-52.52	-72.59	0.87	4.73	H
	2112	-63.70	-13	-50.70	-56.59	-66.77	1.17	4.24	H
	2816	-65.76	-13	-52.76	-55.70	-70.02	1.39	5.65	H
									H
									H
									H
									H
	1408	-69.83	-13	-56.83	-57.93	-73.69	0.87	4.73	V
	2112	-65.94	-13	-52.94	-59.09	-69.01	1.17	4.24	V
	2816	-64.76	-13	-51.76	-61.18	-69.02	1.39	5.65	V
									V
									V
									V
									V



Highest	1416	-68.59	-13	-55.59	-56.45	-72.49	0.87	4.78	H
	2120	-66.46	-13	-53.46	-59.55	-69.55	1.17	4.26	H
	2832	-65.74	-13	-52.74	-61.25	-70.01	1.39	5.67	H
									H
									H
									H
									H
	1416	-69.79	-13	-56.79	-57.91	-73.69	0.87	4.78	V
	2120	-65.93	-13	-52.93	-59.52	-69.02	1.17	4.26	V
	2832	-65.15	-13	-52.15	-61.57	-69.42	1.39	5.67	V
									V
									V
									V
									V

Remark: Spurious emissions within 30-1000MHz were found more than 20dB below limit line.



LTE Band 13

IC LTE Band 13 / 5MHz / 16QAM / RB Size 1 Offset 0										
Channel	Frequency (MHz)	EIRP (dBm)	Limit (dBm)	Over Limit (dB)	SPA Reading (dBm)	S.G. Power (dBm)	TX Cable loss (dB)	TX Antenna Gain (dBi)	Polarization (H/V)	
Lowest	1552	-69.80	-13	-56.80	-58.20	-74.02	0.94	5.15	H	
	2336	-63.77	-13	-50.77	-58.01	-67.44	1.24	4.91	H	
	3112	-61.31	-13	-48.31	-57.72	-66.12	1.48	6.29	H	
										H
										H
										H
										H
	1552	-66.99	-13	-53.99	-56.08	-71.21	0.94	5.15	V	
	2336	-59.36	-13	-46.36	-53.99	-63.03	1.24	4.91	V	
	3112	-64.20	-13	-51.20	-61.13	-69.01	1.48	6.29	V	
										V
										V
										V
										V
Middle	1560	-65.92	-40	-25.92	-54.64	-70.11	0.94	5.13	H	
	2344	-55.33	-13	-42.33	-49.34	-59.02	1.24	4.93	H	
	3120	-62.17	-13	-49.17	-58.48	-67.01	1.49	6.33	H	
										H
										H
										H
										H
	1560	-66.83	-40	-26.83	-55.92	-71.02	0.94	5.13	V	
	2344	-61.07	-13	-48.07	-55.67	-64.76	1.24	4.93	V	
	3120	-64.27	-13	-51.27	-61.44	-69.11	1.49	6.33	V	
										V
										V
										V
										V



Highest	1568	-67.84	-40	-27.84	-56.32	-72.01	0.94	5.11	H
	2344	-65.07	-13	-52.07	-59.28	-68.76	1.24	4.93	H
	3128	-59.40	-13	-46.40	-55.85	-64.28	1.49	6.36	H
									H
									H
									H
									H
	1568	-66.14	-40	-26.14	-55.21	-70.31	0.94	5.11	V
	2344	-58.33	-13	-45.33	-52.99	-62.02	1.24	4.93	V
	3128	-62.40	-13	-49.40	-59.62	-67.28	1.49	6.36	V
									V
									V
									V
									V

Remark: Spurious emissions within 30-1000MHz were found more than 20dB below limit line.



IC LTE Band 13 / 10MHz / 16QAM									
Channel	Frequency (MHz)	EIRP (dBm)	Limit (dBm)	Over Limit (dB)	SPA Reading (dBm)	S.G. Power (dBm)	TX Cable loss (dB)	TX Antenna Gain (dBi)	Polarization (H/V)
Middle	1552	-68.79	-13	-55.79	-57.25	-73.01	0.94	5.15	H
	2336	-57.69	-13	-44.69	-51.92	-61.36	1.24	4.91	H
	3112	-61.34	-13	-48.34	-57.77	-66.15	1.48	6.29	H
									H
									H
									H
									H
	1552	-67.09	-13	-54.09	-56.26	-71.31	0.94	5.15	V
	2336	-58.34	-13	-45.34	-52.94	-62.01	1.24	4.91	V
	3104	-64.03	-13	-51.03	-61.11	-68.81	1.48	6.26	V
									V
									V
									V
									V

Remark: Spurious emissions within 30-1000MHz were found more than 20dB below limit line.



LTE Band 26

LTE Band 26 / 1.4MHz / QPSK									
Channel	Frequency (MHz)	EIRP (dBm)	Limit (dBm)	Over Limit (dB)	SPA Reading (dBm)	S.G. Power (dBm)	TX Cable loss (dB)	TX Antenna Gain (dBi)	Polarization (H/V)
Lowest	1648	-70.48	-13	-57.48	-57.9	-72.24	0.98	4.89	H
	2472	-67.17	-13	-54.17	-60.06	-69.05	1.28	5.32	H
	3296	-64.34	-13	-51.34	-59.41	-67.75	1.54	7.10	H
									H
									H
									H
									H
	1648	-70.18	-13	-57.18	-58.1	-71.94	0.98	4.89	V
	2472	-66.67	-13	-53.67	-60	-68.55	1.28	5.32	V
	3296	-65.18	-13	-52.18	-60.55	-68.59	1.54	7.10	V
									V
									V
									V
									V
Middle	1672	-70.58	-13	-57.58	-58.31	-72.26	0.99	4.82	H
	2504	-66.91	-13	-53.91	-59.88	-68.87	1.29	5.40	H
	3344	-63.41	-13	-50.41	-58.66	-67.02	1.56	7.31	H
									H
									H
									H
									H
	1672	-70.00	-13	-57.00	-58.27	-71.68	0.99	4.82	V
	2504	-66.76	-13	-53.76	-60.13	-68.72	1.29	5.40	V
	3344	-62.24	-13	-49.24	-57.69	-65.85	1.56	7.31	V
									V
									V
									V
									V
								V	



Highest	1696	-70.17	-13	-57.17	-58.08	-71.77	1.00	4.75	H
	2544	-67.50	-13	-54.50	-60.48	-69.48	1.30	5.44	H
	3392	-64.87	-13	-51.87	-60.45	-68.67	1.57	7.52	H
									H
									H
									H
									H
	1696	-70.08	-13	-57.08	-58.41	-71.68	1.00	4.75	V
	2544	-64.66	-13	-51.66	-58.03	-66.64	1.30	5.44	V
	3392	-65.02	-13	-52.02	-60.63	-68.82	1.57	7.52	V
									V
									V
									V
									V

Remark: Spurious emissions within 30-1000MHz were found more than 20dB below limit line.



LTE Band 26 / 3MHz / QPSK									
Channel	Frequency (MHz)	ERP (dBm)	Limit (dBm)	Over Limit (dB)	SPA Reading (dBm)	S.G. Power (dBm)	TX Cable loss (dB)	TX Antenna Gain (dBi)	Polarization (H/V)
Lowest	1648	-71.22	-13	-58.22	-58.32	-72.98	0.98	4.89	H
	2472	-67.06	-13	-54.06	-59.7	-68.94	1.28	5.32	H
	3296	-65.21	-13	-52.21	-60.2	-68.62	1.54	7.10	H
									H
									H
									H
									H
	1648	-70.42	-13	-57.42	-58.06	-72.18	0.98	4.89	V
	2472	-66.84	-13	-53.84	-59.89	-68.72	1.28	5.32	V
	3296	-66.27	-13	-53.27	-61.37	-69.68	1.54	7.10	V
									V
									V
									V
									V
Middle	1670	-70.86	-13	-57.86	-58.23	-72.55	0.99	4.82	H
	2505	-67.66	-13	-54.66	-60.38	-69.62	1.29	5.40	H
	3344	-62.62	-13	-49.62	-57.54	-66.23	1.56	7.31	H
									H
									H
									H
									H
	1670	-70.23	-13	-57.23	-57.97	-71.92	0.99	4.82	V
	2505	-66.86	-13	-53.86	-60.07	-68.82	1.29	5.40	V
	3344	-64.24	-13	-51.24	-59.45	-67.85	1.56	7.31	V
									V
									V
									V
									V
								V	



Highest	1692	-70.57	-13	-57.57	-58.2	-72.19	1.00	4.76	H
	2538	-67.55	-13	-54.55	-60.31	-69.53	1.30	5.43	H
	3384	-63.94	-13	-50.94	-59.07	-67.71	1.57	7.49	H
									H
									H
									H
									H
	1692	-70.26	-13	-57.26	-58.27	-71.88	1.00	4.76	V
	2538	-66.84	-13	-53.84	-60.16	-68.82	1.30	5.43	V
	3384	-63.86	-13	-50.86	-59.1	-67.63	1.57	7.49	V
									V
									V
									V
									V

Remark: Spurious emissions within 30-1000MHz were found more than 20dB below limit line.



LTE Band 26 / 5MHz / QPSK									
Channel	Frequency (MHz)	ERP (dBm)	Limit (dBm)	Over Limit (dB)	SPA Reading (dBm)	S.G. Power (dBm)	TX Cable loss (dB)	TX Antenna Gain (dBi)	Polarization (H/V)
Lowest	1648	-70.98	-13	-57.98	-58.19	-72.74	0.98	4.89	H
	2472	-67.36	-13	-54.36	-59.98	-69.24	1.28	5.32	H
	3296	-64.96	-13	-51.96	-59.78	-68.37	1.54	7.10	H
									H
									H
									H
									H
	1648	-70.46	-13	-57.46	-58.12	-72.22	0.98	4.89	V
	2472	-66.84	-13	-53.84	-59.93	-68.72	1.28	5.32	V
	3296	-66.07	-13	-53.07	-61.24	-69.48	1.54	7.10	V
									V
									V
									V
									V
Middle	1668	-70.97	-13	-57.97	-58.33	-72.66	0.99	4.83	H
	2502	-67.58	-13	-54.58	-60.21	-69.54	1.29	5.40	H
	3336	-63.96	-13	-50.96	-58.9	-67.54	1.55	7.28	H
									H
									H
									H
									H
	1668	-70.46	-13	-57.46	-58.27	-72.15	0.99	4.83	V
	2502	-67.23	-13	-54.23	-60.29	-69.19	1.29	5.40	V
	3336	-65.74	-13	-52.74	-60.91	-69.32	1.55	7.28	V
									V
									V
									V
									V
								V	



Highest	1688	-70.73	-13	-57.73	-58.25	-72.36	1.00	4.77	H
	2532	-67.77	-13	-54.77	-60.54	-69.74	1.30	5.43	H
	3376	-63.76	-13	-50.76	-58.89	-67.5	1.57	7.45	H
									H
									H
									H
									H
	1688	-70.41	-13	-57.41	-58.32	-72.04	1.00	4.77	V
	2532	-67.22	-13	-54.22	-60.43	-69.19	1.30	5.43	V
	3376	-65.22	-13	-52.22	-60.47	-68.96	1.57	7.45	V
									V
									V
									V
									V

Remark: Spurious emissions within 30-1000MHz were found more than 20dB below limit line.



LTE Band 26 / 10MHz / QPSK									
Channel	Frequency (MHz)	ERP (dBm)	Limit (dBm)	Over Limit (dB)	SPA Reading (dBm)	S.G. Power (dBm)	TX Cable loss (dB)	TX Antenna Gain (dBi)	Polarization (H/V)
Lowest	1648	-70.97	-13	-57.97	-58.2	-72.73	0.98	4.89	H
	2472	-67.33	-13	-54.33	-59.9	-69.21	1.28	5.32	H
	3296	-64.78	-13	-51.78	-59.57	-68.19	1.54	7.10	H
									H
									H
									H
									H
	1648	-70.32	-13	-57.32	-57.95	-72.08	0.98	4.89	V
	2472	-66.73	-13	-53.73	-59.76	-68.61	1.28	5.32	V
	3296	-65.43	-13	-52.43	-60.55	-68.84	1.54	7.10	V
									V
									V
									V
									V
Middle	1663	-70.84	-13	-57.84	-58.15	-72.55	0.98	4.84	H
	2494	-67.33	-13	-54.33	-60.07	-69.27	1.29	5.38	H
	3326	-62.46	-13	-49.46	-57.37	-65.99	1.55	7.23	H
									H
									H
									H
									H
	1663	-70.47	-13	-57.47	-58.25	-72.18	0.98	4.84	V
	2494	-67.09	-13	-54.09	-60.18	-69.03	1.29	5.38	V
	3326	-62.61	-13	-49.61	-57.76	-66.14	1.55	7.23	V
									V
									V
									V
									V
								V	



Highest	1680	-70.94	-13	-57.94	-58.42	-72.59	0.99	4.80	H
	2517	-67.66	-13	-54.66	-60.4	-69.63	1.30	5.41	H
	3356	-66.18	-13	-53.18	-61.2	-69.84	1.56	7.37	H
									H
									H
									H
									H
	1680	-70.33	-13	-57.33	-58.28	-71.98	0.99	4.80	V
	2517	-66.46	-13	-53.46	-59.65	-68.43	1.30	5.41	V
	3356	-65.86	-13	-52.86	-61.07	-69.52	1.56	7.37	V
									V
									V
									V
									V

Remark: Spurious emissions within 30-1000MHz were found more than 20dB below limit line.



LTE Band 26 / 15MHz / QPSK									
Channel	Frequency (MHz)	ERP (dBm)	Limit (dBm)	Over Limit (dB)	SPA Reading (dBm)	S.G. Power (dBm)	TX Cable loss (dB)	TX Antenna Gain (dBi)	Polarization (H/V)
Lowest	1648	-71.26	-13	-58.26	-58.38	-73.02	0.98	4.89	H
	2472	-67.44	-13	-54.44	-60.08	-69.32	1.28	5.32	H
	3296	-65.28	-13	-52.28	-60.08	-68.69	1.54	7.10	H
									H
									H
									H
									H
	1648	-70.63	-13	-57.63	-58.3	-72.39	0.98	4.89	V
	2472	-66.84	-13	-53.84	-59.88	-68.72	1.28	5.32	V
	3296	-65.57	-13	-52.57	-60.69	-68.98	1.54	7.10	V
									V
									V
									V
									V
Middle	1658	-70.94	-13	-57.94	-58.25	-72.67	0.98	4.86	H
	2487	-67.34	-13	-54.34	-60	-69.26	1.29	5.36	H
	3320	-63.87	-13	-50.87	-58.73	-67.38	1.55	7.21	H
									H
									H
									H
									H
	1658	-70.66	-13	-57.66	-58.49	-72.39	0.98	4.86	V
	2487	-66.84	-13	-53.84	-59.91	-68.76	1.29	5.36	V
	3320	-65.81	-13	-52.81	-60.92	-69.32	1.55	7.21	V
									V
									V
									V
									V
								V	



Highest	1668	-70.97	-13	-57.97	-58.29	-72.66	0.99	4.83	H
	2502	-67.56	-13	-54.56	-60.23	-69.52	1.29	5.40	H
	3336	-63.63	-13	-50.63	-58.55	-67.21	1.55	7.28	H
									H
									H
									H
									H
	1668	-70.22	-13	-57.22	-57.97	-71.91	0.99	4.83	V
	2502	-66.86	-13	-53.86	-59.94	-68.82	1.29	5.40	V
	3336	-65.83	-13	-52.83	-61	-69.41	1.55	7.28	V
									V
									V
									V
									V

Remark: Spurious emissions within 30-1000MHz were found more than 20dB below limit line.



LTE Band 41

LTE Band 41 / 5MHz / QPSK										
Channel	Frequency (MHz)	EIRP (dBm)	Limit (dBm)	Over Limit (dB)	SPA Reading (dBm)	S.G. Power (dBm)	TX Cable loss (dB)	TX Antenna Gain (dBi)	Polarization (H/V)	
Lowest	5004	-54.97	-25	-29.97	-54.35	-62.33	2.34	9.70	H	
	7500	-36.99	-25	-11.99	-40.92	-46.36	2.43	11.80	H	
	10008	-52.57	-25	-27.57	-60.08	-62.08	2.70	12.20	H	
	12510	-50.49	-25	-25.49	-62.91	-60.1	2.81	12.41	H	
	14994	-46.96	-25	-21.96	-59.81	-56.96	3.60	13.59	H	
	17496	-40.44	-25	-15.44	-57.09	-50.82	3.81	14.19	H	
										H
	5004	-47.31	-25	-22.31	-46.43	-54.67	2.34	9.70	V	
	7500	-28.46	-25	-3.46	-32.55	-37.83	2.43	11.80	V	
	10008	-46.78	-25	-21.78	-54.26	-56.29	2.70	12.20	V	
	12510	-46.36	-25	-21.36	-58.04	-55.97	2.81	12.41	V	
	14994	-37.27	-25	-12.27	-50.36	-47.27	3.60	13.59	V	
	17496	-37.36	-25	-12.36	-54.23	-47.74	3.81	14.19	V	
										V
Middle	5208	-55.26	-25	-30.26	-56.08	-62.5	2.46	9.70	H	
	7806	-41.83	-25	-16.83	-47	-51.48	2.33	11.98	H	
	13014	-50.84	-25	-25.84	-63.78	-60.93	2.93	13.02	H	
										H
										H
										H
										H
	5208	-48.07	-25	-23.07	-48.76	-55.31	2.46	9.70	V	
	7806	-37.30	-25	-12.30	-42.77	-46.95	2.33	11.98	V	
	13014	-47.45	-25	-22.45	-60.01	-57.54	2.93	13.02	V	
										V
										V
										V
										V
Highest	5304	-54.18	-25	-29.18	-55.5	-61.37	2.51	9.70	H	



	7950	-45.08	-25	-20.08	-50.77	-54.87	2.28	12.07	H
	13248	-49.65	-25	-24.65	-62.39	-60	2.99	13.35	H
									H
									H
									H
									H
	5304	-34.25	-25	-9.25	-35.48	-41.44	2.51	9.70	V
	7950	-36.36	-25	-11.36	-42.38	-46.15	2.28	12.07	V
	13248	-44.19	-25	-19.19	-56.79	-54.54	2.99	13.35	V
									V
									V
									V
									V

Remark: Spurious emissions within 30-1000MHz were found more than 20dB below limit line.



LTE Band 41 / 10MHz / QPSK									
Channel	Frequency (MHz)	EIRP (dBm)	Limit (dBm)	Over Limit (dB)	SPA Reading (dBm)	S.G. Power (dBm)	TX Cable loss (dB)	TX Antenna Gain (dBi)	Polarization (H/V)
Lowest	5004	-53.32	-25	-28.32	-52.73	-60.68	2.34	9.70	H
	7500	-36.76	-25	-11.76	-40.6	-46.13	2.43	11.80	H
	10008	-55.72	-25	-30.72	-63.19	-65.23	2.70	12.20	H
	12510	-48.99	-25	-23.99	-61.47	-58.6	2.81	12.41	H
	15012	-44.96	-25	-19.96	-57.8	-54.97	3.60	13.62	H
	17514	-46.78	-25	-21.78	-63.44	-57.16	3.81	14.19	H
									H
	5004	-47.66	-25	-22.66	-46.78	-55.02	2.34	9.70	V
	7500	-29.68	-25	-4.68	-33.82	-39.05	2.43	11.80	V
	10008	-47.46	-25	-22.46	-54.93	-56.97	2.70	12.20	V
	12510	-45.32	-25	-20.32	-57	-54.93	2.81	12.41	V
	15012	-37.28	-25	-12.28	-50.42	-47.29	3.60	13.62	V
	17514	-39.88	-25	-14.88	-56.79	-50.26	3.81	14.19	V
									V
Middle	5202	-51.28	-25	-26.28	-51.68	-58.53	2.45	9.70	H
	7800	-42.88	-25	-17.88	-47.81	-52.53	2.33	11.98	H
	10404	-58.96	-25	-33.96	-67.32	-68.63	2.69	12.36	H
	12996	-52.09	-25	-27.09	-64.8	-62.16	2.93	13.00	H
									H
									H
									H
	5202	-51.27	-25	-26.27	-51.58	-58.52	2.45	9.70	V
	7800	-37.98	-25	-12.98	-43.21	-47.63	2.33	11.98	V
	10404	-56.71	-25	-31.71	-64.88	-66.38	2.69	12.36	V
	12996	-44.31	-25	-19.31	-56.54	-54.38	2.93	13.00	V
									V
									V
									V



Highest	5292	-51.85	-25	-26.85	-53.07	-59.04	2.51	9.70	H
	7938	-44.05	-25	-19.05	-49.68	-53.82	2.29	12.06	H
	10584	-57.62	-25	-32.62	-66.81	-67.35	2.69	12.42	H
	13230	-50.35	-25	-25.35	-63.1	-60.68	2.99	13.32	H
									H
									H
									H
	5292	-39.20	-25	-14.20	-40.32	-46.39	2.51	9.70	V
	7938	-37.14	-25	-12.14	-43.09	-46.91	2.29	12.06	V
	10584	-54.12	-25	-29.12	-63.13	-63.85	2.69	12.42	V
	13230	-45.44	-25	-20.44	-58.04	-55.77	2.99	13.32	V
									V
									V
									V

Remark: Spurious emissions within 30-1000MHz were found more than 20dB below limit line.



LTE Band 41 / 15MHz / QPSK									
Channel	Frequency (MHz)	EIRP (dBm)	Limit (dBm)	Over Limit (dB)	SPA Reading (dBm)	S.G. Power (dBm)	TX Cable loss (dB)	TX Antenna Gain (dBi)	Polarization (H/V)
Lowest	5004	-54.46	-25	-29.46	-53.8	-61.82	2.34	9.70	H
	7500	-36.25	-25	-11.25	-40.07	-45.62	2.43	11.80	H
	10008	-53.31	-25	-28.31	-60.76	-62.82	2.70	12.20	H
	12510	-46.96	-25	-21.96	-59.4	-56.57	2.81	12.41	H
	15012	-42.77	-25	-17.77	-55.61	-52.78	3.60	13.62	H
	17514	-44.16	-25	-19.16	-60.83	-54.54	3.81	14.19	H
									H
	5004	-47.86	-25	-22.86	-46.9	-55.22	2.34	9.70	V
	7500	-29.70	-25	-4.70	-33.76	-39.07	2.43	11.80	V
	10008	-47.56	-25	-22.56	-55.01	-57.07	2.70	12.20	V
	12510	-44.61	-25	-19.61	-56.2	-54.22	2.81	12.41	V
	15012	-36.68	-25	-11.68	-49.8	-46.69	3.60	13.62	V
	17514	-41.81	-25	-16.81	-58.73	-52.19	3.81	14.19	V
									V
Middle	5208	-61.99	-25	-36.99	-62.81	-69.23	2.46	9.70	H
	7806	-54.08	-25	-29.08	-59.25	-63.73	2.33	11.98	H
	10386	-58.64	-25	-33.64	-67.27	-68.3	2.69	12.35	H
									H
									H
									H
									H
	5208	-57.93	-25	-32.93	-58.62	-65.17	2.46	9.70	V
	7806	-50.18	-25	-25.18	-55.65	-59.83	2.33	11.98	V
	10386	-58.87	-25	-33.87	-67.36	-68.53	2.69	12.35	V
									V
									V
									V
									V



Highest	5280	-54.86	-25	-29.86	-56.08	-62.06	2.50	9.70	H
	7920	-44.26	-25	-19.26	-49.83	-54.02	2.29	12.05	H
	13212	-52.34	-25	-27.34	-65.11	-62.65	2.98	13.30	H
									H
									H
									H
									H
	5280	-39.35	-25	-14.35	-40.47	-46.55	2.50	9.70	V
	7920	-36.98	-25	-11.98	-42.88	-46.74	2.29	12.05	V
	13212	-47.20	-25	-22.20	-59.79	-57.51	2.98	13.30	V
									V
									V
									V
									V

Remark: Spurious emissions within 30-1000MHz were found more than 20dB below limit line.



LTE Band 41 / 20MHz / QPSK									
Channel	Frequency (MHz)	EIRP (dBm)	Limit (dBm)	Over Limit (dB)	SPA Reading (dBm)	S.G. Power (dBm)	TX Cable loss (dB)	TX Antenna Gain (dBi)	Polarization (H/V)
Lowest	5004	-54.69	-25	-29.69	-53.97	-62.05	2.34	9.70	H
	7506	-37.22	-25	-12.22	-41.14	-46.6	2.43	11.80	H
	10008	-52.71	-25	-27.71	-60.21	-62.22	2.70	12.20	H
	12510	-49.44	-25	-24.44	-61.85	-59.05	2.81	12.41	H
	15012	-43.64	-25	-18.64	-56.44	-53.65	3.60	13.62	H
	17514	-44.78	-25	-19.78	-61.48	-55.16	3.81	14.19	H
									H
	5004	-48.60	-25	-23.60	-47.76	-55.96	2.34	9.70	V
	7506	-28.94	-25	-3.94	-33.14	-38.32	2.43	11.80	V
	10008	-48.32	-25	-23.32	-55.75	-57.83	2.70	12.20	V
	12510	-44.88	-25	-19.88	-56.57	-54.49	2.81	12.41	V
	15012	-39.96	-25	-14.96	-53.14	-49.97	3.60	13.62	V
	17514	-40.47	-25	-15.47	-57.38	-50.85	3.81	14.19	V
									V
Middle	5190	-55.49	-25	-30.49	-56.1	-62.74	2.45	9.70	H
	7788	-42.98	-25	-17.98	-48.09	-52.62	2.34	11.97	H
	12978	-50.58	-25	-25.58	-63.53	-60.63	2.92	12.97	H
									H
									H
									H
									H
	5190	-47.30	-25	-22.30	-47.77	-54.55	2.45	9.70	V
	7788	-37.42	-25	-12.42	-42.82	-47.06	2.34	11.97	V
	12978	-47.51	-25	-22.51	-60.05	-57.56	2.92	12.97	V
									V
									V
									V
									V



Highest	5274	-55.20	-25	-30.20	-56.32	-62.41	2.49	9.70	H
	7908	-44.48	-25	-19.48	-49.99	-54.23	2.30	12.04	H
	13176	-51.83	-25	-26.83	-64.63	-62.1	2.97	13.25	H
									H
									H
									H
									H
	5274	-43.94	-25	-18.94	-44.96	-51.15	2.49	9.70	V
	7908	-37.62	-25	-12.62	-43.45	-47.37	2.30	12.04	V
	13176	-45.47	-25	-20.47	-58.06	-55.74	2.97	13.25	V
									V
									V
									V
									V

Remark: Spurious emissions within 30-1000MHz were found more than 20dB below limit line.



LTE Band 66

LTE Band 66 / 1.4MHz / 16QAM										
Channel	Frequency (MHz)	EIRP (dBm)	Limit (dBm)	Over Limit (dB)	SPA Reading (dBm)	S.G. Power (dBm)	TX Cable loss (dB)	TX Antenna Gain (dBi)	Polarization (H/V)	
Lowest	3420	-54.18	-13	-41.18	-49.78	-60.25	1.58	7.65	H	
	5130	-61.55	-13	-48.55	-61.82	-68.84	2.41	9.70	H	
	6840	-60.50	-13	-47.50	-64.96	-68.47	2.64	10.61	H	
										H
										H
										H
										H
	3420	-49.77	-13	-36.77	-45.42	-55.84	1.58	7.65	V	
	5130	-57.14	-13	-44.14	-57.3	-64.43	2.41	9.70	V	
	6840	-57.90	-13	-44.90	-62.31	-65.87	2.64	10.61	V	
										V
										V
										V
										V
Middle	3492	-53.52	-13	-40.52	-49.41	-59.88	1.60	7.96	H	
	5232	-61.76	-13	-48.76	-62.63	-68.99	2.47	9.70	H	
	6978	-60.97	-13	-47.97	-65.22	-69.15	2.60	10.77	H	
										H
										H
										H
										H
	3492	-49.78	-13	-36.78	-45.53	-56.14	1.60	7.96	V	
	5232	-60.12	-13	-47.12	-60.81	-67.35	2.47	9.70	V	
	6978	-56.45	-13	-43.45	-60.83	-64.63	2.60	10.77	V	
										V
										V
										V
										V



Highest	3558	-50.38	-13	-37.38	-46.15	-56.83	1.62	8.07	H
	5334	-56.88	-13	-43.88	-58.4	-64.05	2.53	9.70	H
	7116	-57.04	-13	-44.04	-61.34	-65.52	2.55	11.03	H
									H
									H
									H
									H
	3558	-46.69	-13	-33.69	-42.3	-53.14	1.62	8.07	V
	5334	-55.95	-13	-42.95	-57.39	-63.12	2.53	9.70	V
	7116	-52.54	-13	-39.54	-56.78	-61.02	2.55	11.03	V
									V
									V
									V
									V

Remark: Spurious emissions within 30-1000MHz were found more than 20dB below limit line.



LTE Band 66 / 3MHz / 16QAM									
Channel	Frequency (MHz)	EIRP (dBm)	Limit (dBm)	Over Limit (dB)	SPA Reading (dBm)	S.G. Power (dBm)	TX Cable loss (dB)	TX Antenna Gain (dBi)	Polarization (H/V)
Lowest	3420	-53.24	-13	-40.24	-48.77	-59.31	1.58	7.65	H
	5130	-62.17	-13	-49.17	-62.45	-69.46	2.41	9.70	H
	6840	-60.81	-13	-47.81	-65.27	-68.78	2.64	10.61	H
									H
									H
									H
									H
	3420	-51.70	-13	-38.70	-47.27	-57.77	1.58	7.65	V
	5130	-59.71	-13	-46.71	-59.84	-67	2.41	9.70	V
	6840	-59.28	-13	-46.28	-63.65	-67.25	2.64	10.61	V
									V
									V
									V
									V
Middle	3486	-52.92	-13	-39.92	-48.77	-59.26	1.60	7.94	H
	5232	-61.75	-13	-48.75	-62.64	-68.98	2.47	9.70	H
	6978	-60.25	-13	-47.25	-64.49	-68.43	2.60	10.77	H
									H
									H
									H
									H
	3486	-50.17	-13	-37.17	-45.85	-56.51	1.60	7.94	V
	5232	-60.50	-13	-47.50	-61.24	-67.73	2.47	9.70	V
	6978	-58.45	-13	-45.45	-62.75	-66.63	2.60	10.77	V
									V
									V
									V
									V



Highest	3552	-49.78	-13	-36.78	-45.64	-56.22	1.62	8.06	H
	5334	-59.30	-13	-46.30	-60.89	-66.47	2.53	9.70	H
	7110	-55.56	-13	-42.56	-59.65	-64.02	2.56	11.02	H
									H
									H
									H
									H
	3552	-47.23	-13	-34.23	-43.01	-53.67	1.62	8.06	V
	5334	-56.26	-13	-43.26	-57.74	-63.43	2.53	9.70	V
	7110	-51.94	-13	-38.94	-56.21	-60.4	2.56	11.02	V
									V
									V
									V
									V

Remark: Spurious emissions within 30-1000MHz were found more than 20dB below limit line.



LTE Band 66 / 5MHz / 16QAM									
Channel	Frequency (MHz)	EIRP (dBm)	Limit (dBm)	Over Limit (dB)	SPA Reading (dBm)	S.G. Power (dBm)	TX Cable loss (dB)	TX Antenna Gain (dBi)	Polarization (H/V)
Lowest	3420	-53.54	-13	-40.54	-49.14	-59.61	1.58	7.65	H
	5130	-62.10	-13	-49.10	-63.47	-69.39	2.41	9.70	H
	6840	-61.47	-13	-48.47	-65.93	-69.44	2.64	10.61	H
									H
									H
									H
									H
	3420	-50.86	-13	-37.86	-46.41	-56.93	1.58	7.65	V
	5130	-60.13	-13	-47.13	-60.27	-67.42	2.41	9.70	V
	6840	-59.65	-13	-46.65	-64.06	-67.62	2.64	10.61	V
									V
									V
									V
									V
Middle	3486	-54.32	-13	-41.32	-50.04	-60.66	1.60	7.94	H
	5226	-62.11	-13	-49.11	-62.97	-69.34	2.47	9.70	H
	6972	-61.95	-13	-48.95	-66.24	-70.12	2.60	10.77	H
									H
									H
									H
									H
	3486	-51.13	-13	-38.13	-46.79	-57.47	1.60	7.94	V
	5226	-60.92	-13	-47.92	-61.62	-68.15	2.47	9.70	V
	6972	-59.84	-13	-46.84	-64.12	-68.01	2.60	10.77	V
									V
									V
									V
									V



Highest	3552	-50.99	-13	-37.99	-46.74	-57.43	1.62	8.06	H
	5328	-61.22	-13	-48.22	-62.86	-68.39	2.53	9.70	H
	7104	-59.03	-13	-46.03	-63.21	-67.48	2.56	11.01	H
									H
									H
									H
									H
	3552	-47.43	-13	-34.43	-43.11	-53.87	1.62	8.06	V
	5328	-59.66	-13	-46.66	-61.07	-66.83	2.53	9.70	V
	7104	-54.58	-13	-41.58	-58.86	-63.03	2.56	11.01	V
									V
									V
									V
									V

Remark: Spurious emissions within 30-1000MHz were found more than 20dB below limit line.



LTE Band 66 / 10MHz / 16QAM									
Channel	Frequency (MHz)	EIRP (dBm)	Limit (dBm)	Over Limit (dB)	SPA Reading (dBm)	S.G. Power (dBm)	TX Cable loss (dB)	TX Antenna Gain (dBi)	Polarization (H/V)
Lowest	3420	-53.18	-13	-40.18	-48.63	-59.25	1.58	7.65	H
	5130	-61.55	-13	-48.55	-61.91	-68.84	2.41	9.70	H
	6840	-61.54	-13	-48.54	-66	-69.51	2.64	10.61	H
									H
									H
									H
									H
	3420	-51.53	-13	-38.53	-47.18	-57.6	1.58	7.65	V
	5130	-58.29	-13	-45.29	-58.44	-65.58	2.41	9.70	V
	6840	-58.77	-13	-45.77	-63.2	-66.74	2.64	10.61	V
									V
									V
									V
									V
Middle	3480	-53.85	-13	-40.85	-49.68	-60.16	1.60	7.91	H
	5220	-61.70	-13	-48.70	-62.53	-68.94	2.46	9.70	H
	6960	-61.02	-13	-48.02	-65.34	-69.17	2.60	10.75	H
									H
									H
									H
									H
	3480	-51.38	-13	-38.38	-47.14	-57.69	1.60	7.91	V
	5220	-60.88	-13	-47.88	-61.55	-68.12	2.46	9.70	V
	6960	-58.10	-13	-45.10	-62.4	-66.25	2.60	10.75	V
									V
									V
									V
									V



Highest	3540	-53.43	-13	-40.43	-49.19	-59.86	1.62	8.05	H
	5310	-61.47	-13	-48.47	-63	-68.65	2.52	9.70	H
	7080	-60.60	-13	-47.60	-64.77	-69	2.56	10.96	H
									H
									H
									H
									H
	3540	-51.14	-13	-38.14	-46.73	-57.57	1.62	8.05	V
	5310	-61.26	-13	-48.26	-62.59	-68.44	2.52	9.70	V
	7080	-57.33	-13	-44.33	-61.65	-65.73	2.56	10.96	V
									V
									V
									V
									V

Remark: Spurious emissions within 30-1000MHz were found more than 20dB below limit line.



LTE Band 66 / 15MHz / 16QAM									
Channel	Frequency (MHz)	EIRP (dBm)	Limit (dBm)	Over Limit (dB)	SPA Reading (dBm)	S.G. Power (dBm)	TX Cable loss (dB)	TX Antenna Gain (dBi)	Polarization (H/V)
Lowest	3426	-46.42	-13	-33.42	-41.99	-52.51	1.58	7.67	H
	5142	-60.38	-13	-47.38	-60.66	-67.66	2.42	9.70	H
	6852	-60.17	-13	-47.17	-64.54	-68.15	2.64	10.62	H
									H
									H
									H
									H
	3426	-41.93	-13	-28.93	-37.3	-48.02	1.58	7.67	V
	5142	-58.28	-13	-45.28	-58.4	-65.56	2.42	9.70	V
	6852	-57.54	-13	-44.54	-61.89	-65.52	2.64	10.62	V
									V
									V
									V
									V
Middle	3480	-47.71	-13	-34.71	-43.12	-54.02	1.60	7.91	H
	5214	-61.53	-13	-48.53	-62.34	-68.77	2.46	9.70	H
	6954	-61.52	-13	-48.52	-65.58	-69.66	2.61	10.74	H
									H
									H
									H
									H
	3480	-44.36	-13	-31.36	-39.88	-50.67	1.60	7.91	V
	5214	-59.89	-13	-46.89	-60.58	-67.13	2.46	9.70	V
	15646.5	-59.43	-13	-46.43	-63.65	-69.66	3.87	14.10	V
									V
									V
									V
									V
								V	



Highest	3534	-45.24	-13	-32.24	-40.84	-51.67	1.61	8.04	H
	5298	-61.83	-13	-48.83	-62.96	-69.02	2.51	9.70	H
	7062	-59.84	-13	-46.84	-63.95	-68.19	2.57	10.92	H
									H
									H
									H
									H
	3534	-40.99	-13	-27.99	-36.51	-47.42	1.61	8.04	V
	5298	-60.22	-13	-47.22	-61.31	-67.41	2.51	9.70	V
	7062	-56.76	-13	-43.76	-60.93	-65.11	2.57	10.92	V
									V
									V
									V
									V

Remark: Spurious emissions within 30-1000MHz were found more than 20dB below limit line.



LTE Band 66 / 20MHz / 16QAM									
Channel	Frequency (MHz)	EIRP (dBm)	Limit (dBm)	Over Limit (dB)	SPA Reading (dBm)	S.G. Power (dBm)	TX Cable loss (dB)	TX Antenna Gain (dBi)	Polarization (H/V)
Lowest	3420	-41.95	-13	-28.95	-37.48	-48.02	1.58	7.65	H
	5136	-59.53	-13	-46.53	-59.46	-66.81	2.42	9.70	H
	6846	-58.14	-13	-45.14	-62.46	-66.12	2.64	10.62	H
									H
									H
									H
									H
	3420	-44.45	-13	-31.45	-39.91	-50.52	1.58	7.65	V
	5136	-60.74	-13	-47.74	-60.82	-68.02	2.42	9.70	V
	6846	-60.79	-13	-47.79	-65.16	-68.77	2.64	10.62	V
									V
									V
									V
									V
Middle	3474	-48.26	-13	-35.26	-43.89	-54.55	1.60	7.89	H
	5208	-60.88	-13	-47.88	-61.61	-68.12	2.46	9.70	H
	6942	-61.34	-13	-48.34	-65.37	-69.46	2.61	10.73	H
									H
									H
									H
									H
	3474	-42.72	-13	-29.72	-38.31	-49.01	1.60	7.89	V
	5208	-60.29	-13	-47.29	-60.7	-67.53	2.46	9.70	V
	6942	-60.01	-13	-47.01	-64.13	-68.13	2.61	10.73	V
									V
									V
									V
									V



Highest	3522	-42.87	-13	-29.87	-38.54	-49.29	1.61	8.03	H
	5286	-60.82	-13	-47.82	-61.76	-68.02	2.50	9.70	H
	7044	-59.35	-13	-46.35	-63.34	-67.66	2.58	10.89	H
									H
									H
									H
									H
	3522	-39.21	-13	-26.21	-34.73	-45.63	1.61	8.03	V
	5286	-59.09	-13	-46.09	-60.11	-66.29	2.50	9.70	V
	7044	-55.81	-13	-42.81	-59.96	-64.12	2.58	10.89	V
									V
									V
									V
									V

Remark: Spurious emissions within 30-1000MHz were found more than 20dB below limit line.



Radiated Spurious Emission-CA

LTE Band 7 CA

LTE Band 7 / 10M+20M / QPSK									
Channel	Frequency (MHz)	ERP (dBm)	Limit (dBm)	Over Limit (dB)	SPA Reading (dBm)	S.G. Power (dBm)	TX Cable loss (dB)	TX Antenna Gain (dBi)	Polarization (H/V)
Lowest	5022	-59.68	-25	-34.68	-59.1	-67.03	2.35	9.70	H
	7530	-37.96	-25	-12.96	-41.97	-47.36	2.42	11.82	H
	10044	-47.67	-25	-22.67	-55.28	-57.19	2.70	12.22	H
	12546	-38.51	-25	-13.51	-50.9	-48.15	2.82	12.46	H
	15066	-51.14	-25	-26.14	-64.17	-61.21	3.63	13.69	H
	17568	-42.88	-25	-17.88	-59.69	-53.24	3.80	14.16	H
									H
	5022	-55.84	-25	-30.84	-55.13	-63.19	2.35	9.70	V
	7530	-29.96	-25	-4.96	-34.21	-39.36	2.42	11.82	V
	10044	-44.22	-25	-19.22	-51.72	-53.74	2.70	12.22	V
	12546	-33.78	-25	-8.78	-45.48	-43.42	2.82	12.46	V
	15066	-43.41	-25	-18.41	-56.68	-53.48	3.63	13.69	V
	17568	-34.92	-25	-9.92	-51.93	-45.28	3.80	14.16	V
									V



Middle	5064	-59.62	-13	-46.62	-59.31	-66.95	2.37	9.70	H
	7590	-37.24	-25	-12.24	-41.42	-46.69	2.40	11.85	H
	10116	-50.07	-25	-25.07	-57.84	-59.62	2.70	12.25	H
	12654	-36.43	-25	-11.43	-48.95	-46.17	2.84	12.58	H
	15192	-53.44	-25	-28.44	-67.06	-63.63	3.68	13.87	H
	17712	-48.28	-25	-23.28	-65.27	-58.57	3.78	14.07	H
									H
	5064	-55.34	-25	-30.34	-54.79	-62.67	2.37	9.70	V
	7590	-29.27	-25	-4.27	-33.76	-38.72	2.40	11.85	V
	10116	-45.58	-25	-20.58	-53.25	-55.13	2.70	12.25	V
	12654	-33.24	-25	-8.24	-45.07	-42.98	2.84	12.58	V
	15192	-46.97	-25	-21.97	-60.78	-57.16	3.68	13.87	V
	17712	-41.73	-25	-16.73	-58.84	-52.02	3.78	14.07	V
									V
Highest	5100	-58.21	-25	-33.21	-58.04	-65.52	2.39	9.70	H
	7650	-38.17	-25	-13.17	-42.51	-47.68	2.38	11.89	H
	10206	-47.72	-25	-22.72	-55.69	-57.31	2.70	12.28	H
	12744	-39.51	-25	-14.51	-52.03	-49.34	2.87	12.69	H
	15300	-50.24	-25	-25.24	-64.27	-60.54	3.72	14.02	H
	17856	-43.11	-25	-18.11	-60.36	-53.33	3.76	13.99	H
									H
	5100	-55.86	-25	-30.86	-55.55	-63.17	2.39	9.70	V
	7650	-29.34	-25	-4.34	-34.02	-38.85	2.38	11.89	V
	10206	-44.27	-25	-19.27	-52.11	-53.86	2.70	12.28	V
	12744	-36.84	-25	-11.84	-48.8	-46.67	2.87	12.69	V
	15300	-46.09	-25	-21.09	-60.22	-56.39	3.72	14.02	V
	17856	-37.47	-25	-12.47	-54.79	-47.69	3.76	13.99	V
									V

Remark: Spurious emissions within 30-1000MHz were found more than 20dB below limit line.



LTE Band 7 / 20M+10M / QPSK									
Channel	Frequency (MHz)	ERP (dBm)	Limit (dBm)	Over Limit (dB)	SPA Reading (dBm)	S.G. Power (dBm)	TX Cable loss (dB)	TX Antenna Gain (dBi)	Polarization (H/V)
Lowest	5040	-61.33	-25	-36.33	-60.86	-68.67	2.36	9.70	H
	7560	-37.36	-25	-12.36	-41.44	-46.79	2.41	11.84	H
	10080	-48.84	-25	-23.84	-56.59	-58.38	2.70	12.23	H
	12600	-38.34	-25	-13.34	-50.74	-48.03	2.83	12.52	H
	15120	-54.42	-25	-29.42	-67.76	-64.54	3.65	13.77	H
	17640	-45.76	-25	-20.76	-62.65	-56.08	3.79	14.12	H
									H
	5040	-56.87	-25	-31.87	-56.27	-64.21	2.36	9.70	V
	7560	-28.89	-25	-3.89	-33.27	-38.32	2.41	11.84	V
	10080	-46.32	-25	-21.32	-53.87	-55.86	2.70	12.23	V
	12600	-34.66	-25	-9.66	-46.41	-44.35	2.83	12.52	V
	15120	-47.17	-25	-22.17	-60.74	-57.29	3.65	13.77	V
	17640	-39.66	-25	-14.66	-56.74	-49.98	3.79	14.12	V
									V
Middle	5076	-58.87	-25	-33.87	-58.63	-66.19	2.38	9.70	H
	7620	-36.64	-25	-11.64	-40.95	-46.12	2.39	11.87	H
	10152	-47.06	-25	-22.06	-54.87	-56.63	2.70	12.26	H
	12690	-39.19	-25	-14.19	-51.7	-48.97	2.85	12.63	H
	15228	-46.82	-25	-21.82	-60.59	-57.05	3.69	13.92	H
	17784	-44.49	-25	-19.49	-61.63	-54.75	3.77	14.03	H
									H
	5076	-55.06	-25	-30.06	-54.65	-62.38	2.38	9.70	V
	7620	-29.58	-25	-4.58	-34.05	-39.06	2.39	11.87	V
	10152	-45.32	-25	-20.32	-53	-54.89	2.70	12.26	V
	12690	-34.89	-25	-9.89	-46.78	-44.67	2.85	12.63	V
	15228	-43.84	-25	-18.84	-57.82	-54.07	3.69	13.92	V
	17784	-36.51	-25	-11.51	-53.74	-46.77	3.77	14.03	V
									V



Highest	5118	-56.84	-25	-31.84	-56.78	-64.14	2.40	9.70	H
	7680	-34.82	-25	-9.82	-39.31	-44.36	2.37	11.91	H
	10242	-46.18	-25	-21.18	-54.24	-55.78	2.69	12.30	H
	12798	-39.96	-25	-14.96	-52.54	-49.84	2.88	12.76	H
	15354	-45.99	-25	-20.99	-60.4	-56.34	3.75	14.10	H
	17910	-46.28	-25	-21.28	-63.65	-56.48	3.76	13.95	H
									H
	5118	-55.47	-25	-30.47	-55.2	-62.77	2.40	9.70	V
	7680	-28.43	-25	-3.43	-32.23	-37.97	2.37	11.91	V
	10242	-42.52	-25	-17.52	-50.45	-52.12	2.69	12.30	V
	12798	-37.46	-25	-12.46	-49.48	-47.34	2.88	12.76	V
	15354	-40.83	-25	-15.83	-55.15	-51.18	3.75	14.10	V
	17910	-38.69	-25	-13.69	-56.1	-48.89	3.76	13.95	V
									V

Remark: Spurious emissions within 30-1000MHz were found more than 20dB below limit line.



LTE Band 7 / 15M+15M / QPSK									
Channel	Frequency (MHz)	ERP (dBm)	Limit (dBm)	Over Limit (dB)	SPA Reading (dBm)	S.G. Power (dBm)	TX Cable loss (dB)	TX Antenna Gain (dBi)	Polarization (H/V)
Lowest	5028	-60.76	-25	-35.76	-60.19	-68.11	2.35	9.70	H
	7542	-37.47	-25	-12.47	-41.45	-46.88	2.42	11.83	H
	10062	-47.33	-25	-22.33	-54.94	-56.86	2.70	12.22	H
	12582	-39.20	-25	-14.20	-51.6	-48.87	2.82	12.50	H
	15084	-52.36	-25	-27.36	-65.49	-62.44	3.63	13.72	H
	17604	-43.74	-25	-18.74	-60.59	-54.08	3.80	14.14	H
									H
	5028	-57.58	-25	-32.58	-56.84	-64.93	2.35	9.70	V
	7542	-29.22	-25	-4.22	-33.44	-38.63	2.42	11.83	V
	10062	-44.83	-25	-19.83	-52.38	-54.36	2.70	12.22	V
	12582	-36.64	-25	-11.64	-48.4	-46.31	2.82	12.50	V
	15084	-44.38	-25	-19.38	-57.73	-54.46	3.63	13.72	V
	17604	-37.70	-25	-12.70	-54.73	-48.04	3.80	14.14	V
									V
Middle	5070	-58.67	-25	-33.67	-58.3	-65.99	2.38	9.70	H
	7602	-35.97	-25	-10.97	-40.23	-45.43	2.40	11.86	H
	10134	-49.22	-25	-24.22	-56.99	-58.78	2.70	12.25	H
	12672	-37.66	-25	-12.66	-50.23	-47.42	2.85	12.61	H
	15210	-50.36	-25	-25.36	-64.09	-60.57	3.69	13.89	H
	17748	-44.74	-25	-19.74	-61.81	-55.01	3.78	14.05	H
									H
	5070	-53.36	-25	-28.36	-52.79	-60.68	2.38	9.70	V
	7602	-28.45	-25	-3.45	-32.96	-37.91	2.40	11.86	V
	10134	-44.73	-25	-19.73	-52.43	-54.29	2.70	12.25	V
	12672	-35.16	-25	-10.16	-47.07	-44.92	2.85	12.61	V
	15210	-42.84	-25	-17.84	-56.69	-53.05	3.69	13.89	V
	17748	-37.42	-25	-12.42	-54.62	-47.69	3.78	14.05	V
									V



Highest	5106	-59.96	-25	-34.96	-59.92	-67.26	2.40	9.70	H
	7662	-35.94	-25	-10.94	-40.42	-45.46	2.38	11.90	H
	10224	-47.83	-25	-22.83	-55.94	-57.42	2.69	12.29	H
	12780	-38.56	-25	-13.56	-51.16	-48.42	2.87	12.74	H
	15336	-48.74	-25	-23.74	-63.05	-59.07	3.74	14.07	H
	17892	-43.99	-25	-18.99	-61.46	-54.2	3.76	13.96	H
									H
	5106	-55.26	-25	-30.26	-55.06	-62.56	2.40	9.70	V
	7662	-28.10	-25	-3.10	-32.64	-37.62	2.38	11.90	V
	10224	-45.07	-25	-20.07	-53	-54.66	2.69	12.29	V
	12780	-36.46	-25	-11.46	-48.46	-46.32	2.87	12.74	V
	15336	-43.98	-25	-18.98	-58.29	-54.31	3.74	14.07	V
	17892	-38.64	-25	-13.64	-56.04	-48.85	3.76	13.96	V
									V

Remark: Spurious emissions within 30-1000MHz were found more than 20dB below limit line.



LTE Band 7 / 15M+20M / QPSK									
Channel	Frequency (MHz)	ERP (dBm)	Limit (dBm)	Over Limit (dB)	SPA Reading (dBm)	S.G. Power (dBm)	TX Cable loss (dB)	TX Antenna Gain (dBi)	Polarization (H/V)
Lowest	5028	-60.26	-25	-35.26	-59.72	-67.61	2.35	9.70	H
	7548	-35.86	-25	-10.86	-39.92	-45.28	2.41	11.83	H
	10062	-48.13	-25	-23.13	-55.82	-57.66	2.70	12.22	H
	12582	-39.34	-25	-14.34	-51.85	-49.01	2.82	12.50	H
	15084	-52.28	-25	-27.28	-65.35	-62.36	3.63	13.72	H
	17604	-43.98	-25	-18.98	-60.85	-54.32	3.80	14.14	H
									H
	5028	-56.84	-25	-31.84	-56.08	-64.19	2.35	9.70	V
	7548	-28.97	-25	-3.97	-33.24	-38.39	2.41	11.83	V
	10062	-44.44	-25	-19.44	-51.97	-53.97	2.70	12.22	V
	12582	-37.94	-25	-12.94	-49.69	-47.61	2.82	12.50	V
	15084	-45.48	-25	-20.48	-58.78	-55.56	3.63	13.72	V
	17604	-36.23	-25	-11.23	-53.3	-46.57	3.80	14.14	V
									V
Middle	5064	-61.48	-25	-36.48	-61.14	-68.81	2.37	9.70	H
	7596	-40.96	-25	-15.96	-45.21	-50.42	2.40	11.86	H
	10134	-55.83	-25	-30.83	-63.66	-65.39	2.70	12.25	H
	12654	-46.97	-25	-21.97	-59.49	-56.71	2.84	12.58	H
	15192	-56.52	-25	-31.52	-70.2	-66.71	3.68	13.87	H
	17730	-50.81	-25	-25.81	-67.89	-61.09	3.78	14.06	H
									H
	5064	-56.15	-25	-31.15	-55.59	-63.48	2.37	9.70	V
	7596	-30.66	-25	-5.66	-35.16	-40.12	2.40	11.86	V
	10134	-46.65	-25	-21.65	-54.34	-56.21	2.70	12.25	V
	12654	-36.17	-25	-11.17	-48.06	-45.91	2.84	12.58	V
	15192	-48.88	-25	-23.88	-62.66	-59.07	3.68	13.87	V
	17730	-39.46	-25	-14.46	-56.68	-49.74	3.78	14.06	V
									V



Highest	5100	-58.04	-25	-33.04	-57.94	-65.35	2.39	9.70	H
	7650	-38.92	-25	-13.92	-43.32	-48.43	2.38	11.89	H
	10206	-52.86	-25	-27.86	-60.85	-62.45	2.70	12.28	H
	12744	-48.74	-25	-23.74	-61.32	-58.57	2.87	12.69	H
	15300	-53.76	-25	-28.76	-67.89	-64.06	3.72	14.02	H
	17856	-47.74	-25	-22.74	-64.99	-57.96	3.76	13.99	H
									H
	5100	-56.07	-25	-31.07	-55.75	-63.38	2.39	9.70	V
	7650	-28.26	-25	-3.26	-32.92	-37.77	2.38	11.89	V
	10206	-44.47	-25	-19.47	-52.37	-54.06	2.70	12.28	V
	12744	-39.32	-25	-14.32	-51.32	-49.15	2.87	12.69	V
	15300	-45.53	-25	-20.53	-59.67	-55.83	3.72	14.02	V
	17856	-38.99	-25	-13.99	-56.38	-49.21	3.76	13.99	V
									V

Remark: Spurious emissions within 30-1000MHz were found more than 20dB below limit line.



LTE Band 7 / 20M+15M / QPSK									
Channel	Frequency (MHz)	ERP (dBm)	Limit (dBm)	Over Limit (dB)	SPA Reading (dBm)	S.G. Power (dBm)	TX Cable loss (dB)	TX Antenna Gain (dBi)	Polarization (H/V)
Lowest	5040	-62.27	-25	-37.27	-61.82	-69.61	2.36	9.70	H
	7560	-39.66	-25	-14.66	-43.76	-49.09	2.41	11.84	H
	10080	-54.94	-25	-29.94	-62.65	-64.48	2.70	12.23	H
	12600	-46.58	-25	-21.58	-59	-56.27	2.83	12.52	H
	15120	-58.26	-25	-33.26	-71.63	-68.38	3.65	13.77	H
	17640	-51.32	-25	-26.32	-68.21	-61.64	3.79	14.12	H
									H
	5040	-57.54	-25	-32.54	-56.91	-64.88	2.36	9.70	V
	7560	-30.43	-25	-5.43	-34.79	-39.86	2.41	11.84	V
	10080	-46.67	-25	-21.67	-54.22	-56.21	2.70	12.23	V
	12600	-37.93	-25	-12.93	-49.75	-47.62	2.83	12.52	V
	15120	-51.57	-25	-26.57	-65.1	-61.69	3.65	13.77	V
	17640	-40.99	-25	-15.99	-58.14	-51.31	3.79	14.12	V
									V
Middle	5076	-59.56	-25	-34.56	-59.34	-66.88	2.38	9.70	H
	7614	-40.54	-25	-15.54	-44.83	-50.02	2.39	11.87	H
	10152	-54.97	-25	-29.97	-62.87	-64.54	2.70	12.26	H
	12690	-47.26	-25	-22.26	-59.83	-57.04	2.85	12.63	H
	15228	-53.98	-25	-28.98	-67.86	-64.21	3.69	13.92	H
	17766	-48.97	-25	-23.97	-66.11	-59.24	3.77	14.04	H
									H
	5076	-55.63	-25	-30.63	-55.25	-62.95	2.38	9.70	V
	7614	-30.24	-25	-5.24	-34.79	-39.72	2.39	11.87	V
	10152	-47.34	-25	-22.34	-55.09	-56.91	2.70	12.26	V
	12690	-35.98	-25	-10.98	-47.96	-45.76	2.85	12.63	V
	15228	-43.76	-25	-18.76	-57.71	-53.99	3.69	13.92	V
	17766	-38.42	-25	-13.42	-55.66	-48.69	3.77	14.04	V
									V



Highest	5112	-59.27	-25	-34.27	-59.19	-66.57	2.40	9.70	H
	7668	-38.19	-25	-13.19	-42.62	-47.72	2.38	11.90	H
	10224	-55.14	-25	-30.14	-63.15	-64.73	2.69	12.29	H
	12780	-49.07	-25	-24.07	-61.65	-58.93	2.87	12.74	H
	15336	-53.56	-25	-28.56	-67.83	-63.89	3.74	14.07	H
	17874	-50.54	-25	-25.54	-67.86	-60.76	3.76	13.98	H
									H
	5112	-56.43	-25	-31.43	-56.26	-63.73	2.40	9.70	V
	7668	-28.13	-25	-3.13	-33.5	-37.66	2.38	11.90	V
	10224	-46.33	-25	-21.33	-54.28	-55.92	2.69	12.29	V
	12780	-38.96	-25	-13.96	-50.94	-48.82	2.87	12.74	V
	15336	-43.49	-25	-18.49	-57.73	-53.82	3.74	14.07	V
	17874	-41.07	-25	-16.07	-58.42	-51.29	3.76	13.98	V
									V

Remark: Spurious emissions within 30-1000MHz were found more than 20dB below limit line.



LTE Band 7 / 20M+20M / QPSK									
Channel	Frequency (MHz)	ERP (dBm)	Limit (dBm)	Over Limit (dB)	SPA Reading (dBm)	S.G. Power (dBm)	TX Cable loss (dB)	TX Antenna Gain (dBi)	Polarization (H/V)
Lowest	5040	-61.65	-25	-36.65	-61.48	-68.99	2.36	9.70	H
	7560	-37.09	-25	-12.09	-41.38	-46.52	2.41	11.84	H
	10080	-48.71	-25	-23.71	-56.56	-58.25	2.70	12.23	H
	12600	-36.94	-25	-11.94	-49.71	-46.63	2.83	12.52	H
	15120	-53.88	-25	-28.88	-67.45	-64	3.65	13.77	H
	17640	-44.57	-25	-19.57	-61.8	-54.89	3.79	14.12	H
									H
	5040	-56.59	-25	-31.59	-56.18	-63.93	2.36	9.70	V
	7560	-28.39	-25	-3.39	-32.92	-37.82	2.41	11.84	V
	10080	-44.67	-25	-19.67	-52.59	-54.21	2.70	12.23	V
	12600	-35.72	-25	-10.72	-47.89	-45.41	2.83	12.52	V
	15120	-47.45	-25	-22.45	-61.37	-57.57	3.65	13.77	V
	17640	-40.36	-25	-15.36	-57.77	-50.68	3.79	14.12	V
									V
Middle	5070	-59.56	-25	-34.56	-59.53	-66.88	2.38	9.70	H
	7602	-38.80	-25	-13.80	-43.29	-48.26	2.40	11.86	H
	10134	-50.67	-25	-25.67	-58.69	-60.23	2.70	12.25	H
	12672	-38.11	-25	-13.11	-50.8	-47.87	2.85	12.61	H
	15210	-50.45	-25	-25.45	-64.34	-60.66	3.69	13.89	H
	17748	-44.46	-25	-19.46	-61.85	-54.73	3.78	14.05	H
									H
	5070	-57.15	-25	-32.15	-56.79	-64.47	2.38	9.70	V
	7602	-31.08	-25	-6.08	-35.79	-40.54	2.40	11.86	V
	10134	-44.56	-25	-19.56	-52.56	-54.12	2.70	12.25	V
	12672	-34.01	-25	-9.01	-46.18	-43.77	2.85	12.61	V
	15210	-41.68	-25	-16.68	-55.85	-51.89	3.69	13.89	V
	17748	-40.17	-25	-15.17	-57.62	-50.44	3.78	14.05	V
									V



Highest	5100	-58.70	-25	-33.70	-58.81	-66.01	2.39	9.70	H
	7650	-37.31	-25	-12.31	-41.92	-46.82	2.38	11.89	H
	10206	-48.82	-25	-23.82	-56.92	-58.41	2.70	12.28	H
	12744	-40.20	-25	-15.20	-53.01	-50.03	2.87	12.69	H
	15300	-44.66	-25	-19.66	-59.01	-54.96	3.72	14.02	H
	17856	-43.80	-25	-18.80	-61.33	-54.02	3.76	13.99	H
									H
	5100	-55.84	-25	-30.84	-55.82	-63.15	2.39	9.70	V
	7650	-28.57	-25	-3.57	-33.37	-38.08	2.38	11.89	V
	10206	-44.78	-25	-19.78	-52.87	-54.37	2.70	12.28	V
	12744	-35.53	-25	-10.53	-47.85	-45.36	2.87	12.69	V
	15300	-40.70	-25	-15.70	-55.12	-51	3.72	14.02	V
	17856	-38.19	-25	-13.19	-55.85	-48.41	3.76	13.99	V
									V

Remark: Spurious emissions within 30-1000MHz were found more than 20dB below limit line.



LTE Band 41 CA

LTE Band 41 / 5M+20M / QPSK									
Channel	Frequency (MHz)	EIRP (dBm)	Limit (dBm)	Over Limit (dB)	SPA Reading (dBm)	S.G. Power (dBm)	TX Cable loss (dB)	TX Antenna Gain (dBi)	Polarization (H/V)
Lowest	5004	-54.75	-25	-29.75	-54.39	-62.11	2.34	9.70	H
	7506	-34.75	-25	-9.75	-38.97	-44.13	2.43	11.80	H
	10008	-45.69	-25	-20.69	-53.48	-55.20	2.70	12.20	H
	12510	-47.74	-25	-22.74	-60.42	-57.35	2.81	12.41	H
	15012	-39.23	-25	-14.23	-52.34	-49.24	3.60	13.62	H
	17514	-43.76	-25	-18.76	-60.51	-54.14	3.81	14.19	H
									H
	5004	-49.02	-25	-24.02	-48.58	-56.38	2.34	9.70	V
	7506	-28.44	-25	-3.44	-32.92	-37.82	2.43	11.80	V
	10008	-41.32	-25	-16.32	-49.02	-50.83	2.70	12.20	V
	12510	-42.40	-25	-17.40	-54.3	-52.01	2.81	12.41	V
	15012	-31.18	-25	-6.18	-44.57	-41.19	3.60	13.62	V
	17514	-35.06	-25	-10.06	-52.23	-45.44	3.81	14.19	V
									V
Middle	5172	-49.68	-25	-24.68	-50.21	-56.94	2.44	9.70	H
	7758	-40.44	-25	-15.44	-45.52	-50.05	2.35	11.95	H
	10350	-49.54	-25	-24.54	-58.1	-59.19	2.69	12.34	H
	12924	-40.46	-25	-15.46	-53.35	-50.46	2.91	12.91	H
	15516	-54.57	-25	-29.57	-69.79	-65.03	3.81	14.28	H
									H
									H
	5172	-50.40	-25	-25.40	-50.68	-57.66	2.44	9.70	V
	7758	-32.71	-25	-7.71	-38.1	-42.32	2.35	11.95	V
	10350	-41.97	-25	-16.97	-50.37	-51.62	2.69	12.34	V
	12924	-33.32	-25	-8.32	-45.77	-43.32	2.91	12.91	V
	15516	-48.85	-25	-23.85	-64.01	-59.31	3.81	14.28	V
									V
									V



Highest	5340	-48.01	-25	-23.01	-49.58	-55.18	2.53	9.70	H
	8010	-38.18	-25	-13.18	-44.04	-48.02	2.27	12.11	H
	10674	-36.69	-25	-11.69	-46.28	-46.43	2.69	12.43	H
	13356	-39.91	-25	-14.91	-52.59	-50.39	3.02	13.50	H
	16020	-48.35	-25	-23.35	-62.91	-57.88	4.01	13.54	H
									H
									H
	5340	-42.95	-25	-17.95	-44.37	-50.12	2.53	9.70	V
	8010	-31.71	-25	-6.71	-37.85	-41.55	2.27	12.11	V
	10674	-39.90	-25	-14.90	-49.17	-49.64	2.69	12.43	V
	13356	-35.46	-25	-10.46	-48.1	-45.94	3.02	13.50	V
	16020	-49.94	-25	-24.94	-65.51	-59.47	4.01	13.54	V
									V
									V

Remark: Spurious emissions within 30-1000MHz were found more than 20dB below limit line.



LTE Band 41 / 20M+5M / QPSK									
Channel	Frequency (MHz)	EIRP (dBm)	Limit (dBm)	Over Limit (dB)	SPA Reading (dBm)	S.G. Power (dBm)	TX Cable loss (dB)	TX Antenna Gain (dBi)	Polarization (H/V)
Lowest	5028	-58.04	-25	-33.04	-57.79	-65.39	2.35	9.70	H
	7548	-42.74	-25	-17.74	-47.15	-52.16	2.41	11.83	H
	10062	-52.34	-25	-27.34	-60.12	-61.87	2.70	12.22	H
	12582	-50.39	-25	-25.39	-63.11	-60.06	2.82	12.50	H
	15084	-51.47	-25	-26.47	-64.84	-61.55	3.63	13.72	H
	17604	-51.68	-25	-26.68	-68.78	-62.02	3.80	14.14	H
									H
	5028	-50.79	-25	-25.79	-50.27	-58.14	2.35	9.70	V
	7548	-33.16	-25	-8.16	-37.57	-42.58	2.41	11.83	V
	10062	-41.04	-25	-16.04	-48.88	-50.57	2.70	12.22	V
	12582	-38.14	-25	-13.14	-50.12	-47.81	2.82	12.50	V
	15084	-40.94	-25	-15.94	-54.44	-51.02	3.63	13.72	V
	17604	-42.52	-25	-17.52	-59.86	-52.86	3.80	14.14	V
									V
Middle	5202	-50.50	-25	-25.50	-51.29	-57.75	2.45	9.70	H
	7800	-46.89	-25	-21.89	-52.01	-56.54	2.33	11.98	H
	10404	-46.19	-25	-21.19	-54.88	-55.86	2.69	12.36	H
	12996	-49.18	-25	-24.18	-62.17	-59.25	2.93	13.00	H
	15606	-51.45	-25	-26.45	-66.64	-61.75	3.85	14.15	H
									H
									H
	5202	-53.63	-25	-28.63	-54.24	-60.88	2.45	9.70	V
	7800	-35.76	-25	-10.76	-41.24	-45.41	2.33	11.98	V
	10404	-44.29	-25	-19.29	-52.76	-53.96	2.69	12.36	V
	12996	-35.92	-25	-10.92	-48.52	-45.99	2.93	13.00	V
	15606	-52.97	-25	-27.97	-68.25	-63.27	3.85	14.15	V
									V
									V



Highest	5370	-42.24	-25	-17.24	-43.84	-49.39	2.55	9.70	H
	8052	-36.66	-25	-11.66	-42.57	-46.52	2.28	12.14	H
	10746	-36.48	-25	-11.48	-46.21	-46.24	2.69	12.45	H
	13428	-40.02	-25	-15.02	-52.64	-50.58	3.04	13.60	H
	16110	-45.18	-25	-20.18	-59.76	-54.47	4.00	13.29	H
									H
									H
	5370	-46.14	-25	-21.14	-47.76	-53.29	2.55	9.70	V
	8052	-34.63	-25	-9.63	-40.84	-44.49	2.28	12.14	V
	10746	-49.29	-25	-24.29	-58.86	-59.05	2.69	12.45	V
	13428	-37.66	-25	-12.66	-50.31	-48.22	3.04	13.60	V
	16110	-54.02	-25	-29.02	-69.48	-63.31	4.00	13.29	V
									V
									V

Remark: Spurious emissions within 30-1000MHz were found more than 20dB below limit line.



LTE Band 41 / 10M+20M / QPSK									
Channel	Frequency (MHz)	EIRP (dBm)	Limit (dBm)	Over Limit (dB)	SPA Reading (dBm)	S.G. Power (dBm)	TX Cable loss (dB)	TX Antenna Gain (dBi)	Polarization (H/V)
Lowest	5010	-54.82	-25	-29.82	-54.5	-62.18	2.34	9.70	H
	7518	-36.76	-25	-11.76	-40.98	-46.15	2.42	11.81	H
	10026	-46.05	-25	-21.05	-53.93	-55.56	2.70	12.21	H
	12528	-47.66	-25	-22.66	-60.37	-57.28	2.81	12.43	H
	15030	-41.50	-25	-16.50	-54.7	-51.53	3.61	13.64	H
	17550	-47.50	-25	-22.50	-64.46	-57.87	3.80	14.17	H
									H
	5010	-48.51	-25	-23.51	-47.95	-55.87	2.34	9.70	V
	7518	-30.96	-25	-5.96	-35.38	-40.35	2.42	11.81	V
	10026	-40.94	-25	-15.94	-48.68	-50.45	2.70	12.21	V
	12528	-42.44	-25	-17.44	-54.39	-52.06	2.81	12.43	V
	15030	-34.94	-25	-9.94	-48.27	-44.97	3.61	13.64	V
	17550	-42.26	-25	-17.26	-59.35	-52.63	3.80	14.17	V
									V
Middle	5178	-51.76	-25	-26.76	-52.31	-59.02	2.44	9.70	H
	7764	-42.07	-25	-17.07	-47.17	-51.68	2.34	11.96	H
	10350	-49.73	-25	-24.73	-58.3	-59.38	2.69	12.34	H
	12942	-45.26	-25	-20.26	-58.2	-55.28	2.92	12.93	H
	15534	-55.66	-25	-30.66	-70.9	-66.09	3.82	14.25	H
									H
									H
	5178	-53.10	-25	-28.10	-53.47	-60.36	2.44	9.70	V
	7764	-34.40	-25	-9.40	-39.72	-44.01	2.34	11.96	V
	10350	-44.24	-25	-19.24	-52.58	-53.89	2.69	12.34	V
	12942	-38.77	-25	-13.77	-51.26	-48.79	2.92	12.93	V
	15534	-51.64	-25	-26.64	-66.87	-62.07	3.82	14.25	V
									V
									V



Highest	5340	-40.32	-25	-15.32	-41.74	-47.49	2.53	9.70	H
	8010	-36.17	-25	-11.17	-41.99	-46.01	2.27	12.11	H
	10674	-38.08	-25	-13.08	-47.64	-47.82	2.69	12.43	H
	13356	-38.73	-25	-13.73	-51.33	-49.21	3.02	13.50	H
	16020	-50.88	-25	-25.88	-65.32	-60.41	4.01	13.54	H
									H
									H
	5340	-45.87	-25	-20.87	-47.31	-53.04	2.53	9.70	V
	8010	-35.48	-25	-10.48	-41.69	-45.32	2.27	12.11	V
	10674	-46.83	-25	-21.83	-56.08	-56.57	2.69	12.43	V
	13356	-39.01	-25	-14.01	-51.45	-49.49	3.02	13.50	V
	16020	-54.36	-25	-29.36	-69.94	-63.89	4.01	13.54	V
									V
									V

Remark: Spurious emissions within 30-1000MHz were found more than 20dB below limit line.



LTE Band 41 / 20M+10M / QPSK									
Channel	Frequency (MHz)	EIRP (dBm)	Limit (dBm)	Over Limit (dB)	SPA Reading (dBm)	S.G. Power (dBm)	TX Cable loss (dB)	TX Antenna Gain (dBi)	Polarization (H/V)
Lowest	5034	-55.42	-25	-30.42	-55.03	-62.76	2.36	9.70	H
	7548	-37.44	-25	-12.44	-41.73	-46.86	2.41	11.83	H
	10062	-46.00	-25	-21.00	-53.9	-55.53	2.70	12.22	H
	12582	-47.35	-25	-22.35	-60.03	-57.02	2.82	12.50	H
	15102	-45.95	-25	-20.95	-59.5	-56.05	3.64	13.74	H
	17604	-51.13	-25	-26.13	-68.22	-61.47	3.80	14.14	H
									H
	5034	-49.50	-25	-24.50	-48.92	-56.84	2.36	9.70	V
	7548	-31.39	-25	-6.39	-35.86	-40.81	2.41	11.83	V
	10062	-44.29	-25	-19.29	-52.21	-53.82	2.70	12.22	V
	12582	-39.96	-25	-14.96	-51.95	-49.63	2.82	12.50	V
	15102	-39.66	-25	-14.66	-54.51	-49.76	3.64	13.74	V
	17604	-41.40	-25	-16.40	-58.79	-51.74	3.80	14.14	V
									V
Middle	5196	-50.76	-25	-25.76	-51.48	-58.01	2.45	9.70	H
	7794	-43.00	-25	-18.00	-48.17	-52.64	2.33	11.98	H
	10386	-50.32	-25	-25.32	-58.9	-59.98	2.69	12.35	H
	12996	-43.27	-25	-18.27	-56.21	-53.34	2.93	13.00	H
	15588	-56.33	-25	-31.33	-71.43	-66.66	3.84	14.18	H
									H
									H
	5196	-52.40	-25	-27.40	-52.91	-59.65	2.45	9.70	V
	7794	-33.52	-25	-8.52	-38.99	-43.16	2.33	11.98	V
	10386	-45.19	-25	-20.19	-53.7	-54.85	2.69	12.35	V
	12996	-36.86	-25	-11.86	-49.38	-46.93	2.93	13.00	V
	15588	-53.44	-25	-28.44	-68.76	-63.77	3.84	14.18	V
									V
									V



Highest	5358	-38.86	-25	-13.86	-40.33	-46.02	2.54	9.70	H
	8040	-35.92	-25	-10.92	-41.86	-45.78	2.28	12.13	H
	10710	-35.76	-25	-10.76	-45.33	-45.51	2.69	12.44	H
	13392	-42.37	-25	-17.37	-54.96	-52.89	3.03	13.55	H
	16074	-48.05	-25	-23.05	-62.62	-57.44	4.00	13.39	H
									H
									H
	5358	-42.87	-25	-17.87	-44.42	-50.03	2.54	9.70	V
	8040	-31.40	-25	-6.40	-37.58	-41.26	2.28	12.13	V
	10710	-46.83	-25	-21.83	-56.26	-56.58	2.69	12.44	V
	13392	-36.35	-25	-11.35	-48.89	-46.87	3.03	13.55	V
	16074	-52.94	-25	-27.94	-68.43	-62.33	4.00	13.39	V
									V
									V

Remark: Spurious emissions within 30-1000MHz were found more than 20dB below limit line.



LTE Band 41 / 15M+15M / QPSK									
Channel	Frequency (MHz)	EIRP (dBm)	Limit (dBm)	Over Limit (dB)	SPA Reading (dBm)	S.G. Power (dBm)	TX Cable loss (dB)	TX Antenna Gain (dBi)	Polarization (H/V)
Lowest	5022	-53.88	-25	-28.88	-53.62	-61.23	2.35	9.70	H
	7530	-39.41	-25	-14.41	-43.55	-48.81	2.42	11.82	H
	10044	-48.12	-25	-23.12	-55.98	-57.64	2.70	12.22	H
	12546	-48.71	-25	-23.71	-61.45	-58.35	2.82	12.46	H
	15066	-45.25	-25	-20.25	-58.57	-55.32	3.63	13.69	H
	17586	-52.34	-25	-27.34	-69.3	-62.69	3.80	14.15	H
									H
	5022	-48.69	-25	-23.69	-48.13	-56.04	2.35	9.70	V
	7530	-30.59	-25	-5.59	-34.98	-39.99	2.42	11.82	V
	10044	-44.29	-25	-19.29	-52.01	-53.81	2.70	12.22	V
	12546	-41.87	-25	-16.87	-53.87	-51.51	2.82	12.46	V
	15066	-39.29	-25	-14.29	-52.86	-49.36	3.63	13.69	V
									V
									V
Middle	5184	-51.62	-25	-26.62	-52.23	-58.88	2.44	9.70	H
	7782	-39.64	-25	-14.64	-44.71	-49.27	2.34	11.97	H
	10368	-48.02	-25	-23.02	-56.75	-57.67	2.69	12.35	H
	12960	-42.06	-25	-17.06	-54.96	-52.09	2.92	12.95	H
	15552	-55.83	-25	-30.83	-71.03	-66.23	3.83	14.23	H
									H
									H
	5184	-51.58	-25	-26.58	-51.97	-58.84	2.44	9.70	V
	7782	-31.91	-25	-6.91	-37.24	-41.54	2.34	11.97	V
	10368	-42.23	-25	-17.23	-50.6	-51.88	2.69	12.35	V
	12960	-36.50	-25	-11.50	-49.05	-46.53	2.92	12.95	V
	15552	-52.67	-25	-27.67	-67.89	-63.07	3.83	14.23	V
									V
									V



Highest	5352	-42.68	-25	-17.68	-44.32	-49.84	2.54	9.70	H
	8022	-34.77	-25	-9.77	-40.58	-44.61	2.27	12.12	H
	10692	-36.28	-25	-11.28	-45.82	-46.03	2.69	12.44	H
	13374	-37.59	-25	-12.59	-50.19	-48.09	3.02	13.52	H
	16056	-43.45	-25	-18.45	-58.06	-52.89	4.01	13.44	H
									H
									H
	5352	-45.05	-25	-20.05	-46.54	-52.21	2.54	9.70	V
	8022	-38.43	-25	-13.43	-44.69	-48.27	2.27	12.12	V
	10692	-44.50	-25	-19.50	-53.81	-54.25	2.69	12.44	V
	13374	-37.71	-25	-12.71	-50.32	-48.21	3.02	13.52	V
	16056	-53.30	-25	-28.30	-68.79	-62.74	4.01	13.44	V
									V
									V

Remark: Spurious emissions within 30-1000MHz were found more than 20dB below limit line.



LTE Band 41 / 15M+20M / QPSK									
Channel	Frequency (MHz)	EIRP (dBm)	Limit (dBm)	Over Limit (dB)	SPA Reading (dBm)	S.G. Power (dBm)	TX Cable loss (dB)	TX Antenna Gain (dBi)	Polarization (H/V)
Lowest	5022	-55.26	-25	-30.26	-54.89	-62.61	2.35	9.70	H
	7536	-37.42	-25	-12.42	-41.66	-46.82	2.42	11.82	H
	10044	-49.49	-25	-24.49	-57.3	-59.01	2.70	12.22	H
	12564	-46.73	-25	-21.73	-59.45	-56.39	2.82	12.48	H
	15066	-43.86	-25	-18.86	-57.22	-53.93	3.63	13.69	H
	17586	-49.79	-25	-24.79	-66.84	-60.14	3.80	14.15	H
									H
	5022	-49.30	-25	-24.30	-48.76	-56.65	2.35	9.70	V
	7536	-31.37	-25	-6.37	-35.66	-40.77	2.42	11.82	V
	10044	-40.51	-25	-15.51	-48.26	-50.03	2.70	12.22	V
	12564	-41.85	-25	-16.85	-53.85	-51.51	2.82	12.48	V
	15066	-40.79	-25	-15.79	-54.42	-50.86	3.63	13.69	V
									V
									V
Middle	5184	-50.99	-25	-25.99	-51.53	-58.25	2.44	9.70	H
	7770	-39.76	-25	-14.76	-44.78	-49.38	2.34	11.96	H
	10368	-50.40	-25	-25.40	-59.05	-60.05	2.69	12.35	H
	12960	-42.21	-25	-17.21	-55.11	-52.24	2.92	12.95	H
	15552	-56.34	-25	-31.34	-71.48	-66.74	3.83	14.23	H
									H
									H
	5184	-52.52	-25	-27.52	-52.98	-59.78	2.44	9.70	V
	7770	-33.52	-25	-8.52	-38.82	-43.14	2.34	11.96	V
	10368	-45.90	-25	-20.90	-54.32	-55.55	2.69	12.35	V
	12960	-36.79	-25	-11.79	-49.34	-46.82	2.92	12.95	V
	15552	-50.36	-25	-25.36	-65.57	-60.76	3.83	14.23	V
									V
									V



Highest	5340	-45.66	-25	-20.66	-47.23	-52.83	2.53	9.70	H
	8010	-33.77	-25	-8.77	-39.64	-43.61	2.27	12.11	H
	10674	-41.48	-25	-16.48	-50.93	-51.22	2.69	12.43	H
	13356	-37.40	-25	-12.40	-50.03	-47.88	3.02	13.50	H
	16020	-50.05	-25	-25.05	-64.53	-59.58	4.01	13.54	H
									H
									H
	5340	-35.49	-25	-10.49	-36.77	-42.66	2.53	9.70	V
	8010	-36.32	-25	-11.32	-42.57	-46.16	2.27	12.11	V
	10674	-45.47	-25	-20.47	-54.72	-55.21	2.69	12.43	V
	13356	-36.04	-25	-11.04	-48.64	-46.52	3.02	13.50	V
	16020	-53.62	-25	-28.62	-69.25	-63.15	4.01	13.54	V
									V
									V

Remark: Spurious emissions within 30-1000MHz were found more than 20dB below limit line.



LTE Band 41 / 20M+15M / QPSK									
Channel	Frequency (MHz)	EIRP (dBm)	Limit (dBm)	Over Limit (dB)	SPA Reading (dBm)	S.G. Power (dBm)	TX Cable loss (dB)	TX Antenna Gain (dBi)	Polarization (H/V)
Lowest	5028	-56.66	-25	-31.66	-57.69	-64.01	2.35	9.70	H
	7548	-40.97	-25	-15.97	-45.12	-50.39	2.41	11.83	H
	10062	-48.28	-25	-23.28	-56.1	-57.81	2.70	12.22	H
	12582	-46.29	-25	-21.29	-57.82	-50.44	1.32	5.47	H
	15102	-48.23	-25	-23.23	-61.59	-58.33	3.64	13.74	H
	17604	-49.67	-25	-24.67	-66.55	-60.01	3.80	14.14	H
									H
	5028	-51.32	-25	-26.32	-50.65	-58.67	2.35	9.70	V
	7548	-32.61	-25	-7.61	-37.1	-42.03	2.41	11.83	V
	10062	-45.63	-25	-20.63	-53.41	-55.16	2.70	12.22	V
	12582	-42.34	-25	-17.34	-54.22	-52.01	2.82	12.50	V
	15084	-44.69	-25	-19.69	-58.2	-54.77	3.63	13.72	V
	17604	-43.87	-25	-18.87	-61.01	-54.21	3.80	14.14	V
									V
Middle	5190	-51.17	-25	-26.17	-51.62	-58.42	2.45	9.70	H
	7788	-41.38	-25	-16.38	-46.26	-51.02	2.34	11.97	H
	10386	-50.56	-25	-25.56	-59.08	-60.22	2.69	12.35	H
	12978	-43.97	-25	-18.97	-56.64	-54.02	2.92	12.97	H
	15570	-56.68	-25	-31.68	-71.83	-67.05	3.84	14.20	H
									H
									H
	5202	-52.52	-25	-27.52	-52.79	-59.77	2.45	9.70	V
	7800	-34.36	-25	-9.36	-39.52	-44.01	2.33	11.98	V
	10386	-45.46	-25	-20.46	-53.87	-55.12	2.69	12.35	V
	12978	-40.39	-25	-15.39	-52.85	-50.44	2.92	12.97	V
	15570	-52.65	-25	-27.65	-67.68	-63.02	3.84	14.20	V
									V
									V



Highest	5352	-34.86	-25	-9.86	-36.42	-42.02	2.54	9.70	H
	8028	-40.84	-25	-15.84	-46.64	-50.69	2.27	12.12	H
	10692	-46.54	-25	-21.54	-56	-56.29	2.69	12.44	H
	13374	-39.83	-25	-14.83	-52.38	-50.33	3.02	13.52	H
									H
									H
									H
	5352	-42.35	-25	-17.35	-43.71	-49.51	2.54	9.70	V
	8028	-35.17	-25	-10.17	-41.3	-45.02	2.27	12.12	V
	10692	-41.27	-25	-16.27	-50.59	-51.02	2.69	12.44	V
	13374	-33.05	-25	-8.05	-45.53	-43.55	3.02	13.52	V
									V
									V
									V

Remark: Spurious emissions within 30-1000MHz were found more than 20dB below limit line.



LTE Band 41 / 20M+20M / QPSK									
Channel	Frequency (MHz)	EIRP (dBm)	Limit (dBm)	Over Limit (dB)	SPA Reading (dBm)	S.G. Power (dBm)	TX Cable loss (dB)	TX Antenna Gain (dBi)	Polarization (H/V)
Lowest	5034	-55.78	-25	-30.78	-55.36	-63.12	2.36	9.70	H
	7548	-37.59	-25	-12.59	-41.54	-47.01	2.41	11.83	H
	10062	-49.79	-25	-24.79	-57.53	-59.32	2.70	12.22	H
	12582	-46.44	-25	-21.44	-59.06	-56.11	2.82	12.50	H
	15102	-51.11	-25	-26.11	-64.29	-61.21	3.64	13.74	H
	17604	-50.78	-25	-25.78	-67.74	-61.12	3.80	14.14	H
									H
	5034	-50.08	-25	-25.08	-49.51	-57.42	2.36	9.70	V
	7548	-32.25	-25	-7.25	-36.62	-41.67	2.41	11.83	V
	10062	-43.59	-25	-18.59	-51.33	-53.12	2.70	12.22	V
	12582	-41.02	-25	-16.02	-52.87	-50.69	2.82	12.50	V
	15102	-45.26	-25	-20.26	-58.82	-55.36	3.64	13.74	V
	17604	-43.15	-25	-18.15	-60.32	-53.49	3.80	14.14	V
									V
Middle	5184	-48.07	-25	-23.07	-48.59	-55.33	2.44	9.70	H
	7782	-42.06	-25	-17.06	-47.06	-51.69	2.34	11.97	H
	10368	-51.07	-25	-26.07	-59.52	-60.72	2.69	12.35	H
	12960	-46.99	-25	-21.99	-59.78	-57.02	2.92	12.95	H
	15552	-56.15	-25	-31.15	-71.21	-66.55	3.83	14.23	H
									H
									H
	5184	-51.07	-25	-26.07	-51.43	-58.33	2.44	9.70	V
	7782	-35.79	-25	-10.79	-41.17	-45.42	2.34	11.97	V
	10368	-48.36	-25	-23.36	-56.64	-58.01	2.69	12.35	V
	12960	-39.63	-25	-14.63	-51.96	-49.66	2.92	12.95	V
	15552	-52.93	-25	-27.93	-68.07	-63.33	3.83	14.23	V
									V
									V



Highest	5340	-39.85	-25	-14.85	-41.22	-47.02	2.53	9.70	H
	8010	-41.95	-25	-16.95	-47.74	-51.79	2.27	12.11	H
	10674	-47.75	-25	-22.75	-57.11	-57.49	2.69	12.43	H
	13356	-43.53	-25	-18.53	-55.72	-54.01	3.02	13.50	H
									H
									H
									H
	5340	-45.49	-25	-20.49	-46.83	-52.66	2.53	9.70	V
	8010	-37.57	-25	-12.57	-43.63	-47.41	2.27	12.11	V
	10674	-47.95	-25	-22.95	-55.19	-57.69	2.69	12.43	V
	13356	-37.40	-25	-12.40	-49.79	-47.88	3.02	13.50	V
									V
									V
									V

Remark: Spurious emissions within 30-1000MHz were found more than 20dB below limit line.