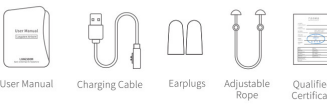
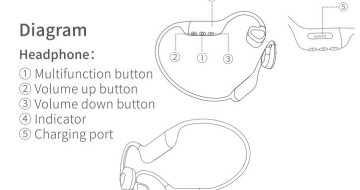
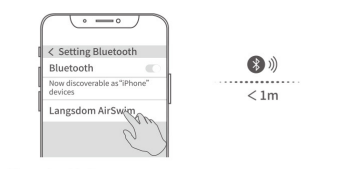


80克双胶纸 单色 双面印刷 风琴折
64*80mm


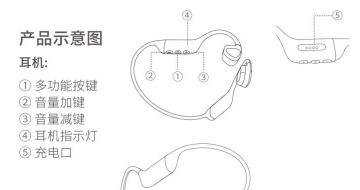

背面 (英文)

64 mm

80mm

<p>User Manual Langsdom AirSwim</p> <p>LANGSDOM Open-ended Sports Headphone</p>	<p>We appreciate you for purchasing the Langsdom Langsdom AirSwim Open-ended Sports Headphone, the following instructions will guide you to use it easily.</p> <p>Wearing Hang the headphone on the outer ears and attach the bone conduction speakers on the cheek bone to adjust the wearing comfort angle, don't put speakers into ears.</p> <p>Accessories</p> 	<p>Diagram</p> <p>Headphone:</p> <ol style="list-style-type: none"> Multifunction button Volume up button Volume down button Indicator Charging port  <p>Multifunction button:</p> <table border="0"> <tr> <td>Play/Pause/Answer/Hang up x1</td> <td>Volume up: Volume up x1</td> </tr> <tr> <td>Bluetooth mode/ Switch TF card mode/ Bluetooth mode x2</td> <td>Long press about 1s: Next song</td> </tr> <tr> <td>Voice assistant x3</td> <td>Volume down: Volume down x1</td> </tr> <tr> <td>TF songs play randomly x4</td> <td>Long press about 1s: Previous song</td> </tr> <tr> <td>Long press about 2s: Reject</td> <td></td> </tr> </table> <p>* Tip: During a call, click twice the multifunction button to hang up the current one and answer the incoming one.</p>	Play/Pause/Answer/Hang up x1	Volume up: Volume up x1	Bluetooth mode/ Switch TF card mode/ Bluetooth mode x2	Long press about 1s: Next song	Voice assistant x3	Volume down: Volume down x1	TF songs play randomly x4	Long press about 1s: Previous song	Long press about 2s: Reject		<p>Manually On/Off</p> <ol style="list-style-type: none"> When the headphone is off, long press the multifunction button about 2 seconds to power on. When the headphone is on, long press the multifunction button about 3 seconds to power off. <p>Pairing</p>  <p>How to Pair</p> <p>When the Bluetooth is paired for the first time, long press the multifunction button about 2 seconds, the headphone will automatically turn on. Then search for Bluetooth devices, select the "Langsdom AirSwim" to pair.</p>	<p>Extended Link</p> <p>When the headphone is connected to device A, disconnect device A and turn on the Bluetooth of device B, search for "Langsdom AirSwim" and select to connect, then turn on the Bluetooth of device A and select "Langsdom AirSwim" to connect.</p> <p>Automatic Pairing</p> <ol style="list-style-type: none"> After power on, the headphone will automatically connect back to the last Bluetooth device within about 5 minutes, otherwise power off automatically. When being disconnected from the device beyond the effective distance, the headphone will automatically reconnect after returning to the effective distance within 5 minutes. When the headphone automatically turn on the Bluetooth function after being disconnected by the phone, click the multifunction button within 5 minutes to reconnect. <p>Charging</p> <p>Charging the headphone</p> <p>The headphone's red light is on —— charging The headphone's blue light is on —— fully charged The headphone is fully charged about 2 hours</p>	<p>Warning</p> <ol style="list-style-type: none"> Do not listen for a long time at a high volume level, preventing injury to hearing. For traffic safety, do not use the headphone while driving or cycling. The headphone only can be charged with 5V charger, using a fast charger that more than 5V or charger with 5V more than 1.5A will cause overheat or fire. Do not expose the headphone to high temperature or expose it to sunlight for a long time. The storage temperature of the headphone is from 10°C to 30°C. The operating ambient temperature for headphone is from -20°C to 60°C. Please fully charge the headphone after a long-term placement, and ensure to charge every 3 months. <p>* It is recommended that new headphone be charged before use.</p>	<p>Service</p> <ol style="list-style-type: none"> Please contact us if any problems, we will provide you a professional service. Warranty is only covered by the first year of purchase. Free repair service if the failure is caused by product quality. Please provide the product warranty card and the corresponding order number so that we can better solve the problem for you. <p>Product Parameters</p> <p>EN</p> <p>Model: BE15 BT Version: V5.4 Input Voltage: 5V Capacity Battery: 150mAh BT Frequency Range: 2.402-2.480GHz Audio Frequency: 20Hz-20KHz Drivers Size: Φ12.15mm Impedance: 8Ω±10% Transmission Range: 10m Sensitivity: 82dB±3dB Total Play Time: About 8 hours Headphone's Charging Time: About 2 hours FCC ID: 2AZDD-AIR5WIM</p>	<p>FR</p> <p>Modèle: BE15 BT version: V5.4 Tension D'entrée: 5V Capacité de La Batterie: 150mAh Fréquence de Transmission: 2.402-2.480GHz Hauteur-parleur: Φ12.15mm Impédance: 8Ω±10% Portée de Transmission: 10 m Sensibilité: 82dB±3dB Durée totale de jeu: Environ 8 heures Temps de Charge du Casque: Environ 2 heures</p> <p>PT</p> <p>Modelo: BE15 Versão Bluetooth: V5.4 Tensão de Entrada: 5V Capacidade da Bateria: 150mAh Frequência de Transmissão: 2.402-2.480GHz Frequência de Áudio: 20Hz-20KHz Alto-falante: Φ12.15mm Impedância: 8Ω±10% Alcance de Transmissão: 10m Sensibilidade: 82dB±3dB Aproximadamente 8 horas Tempo de Carregamento do Fone de Ouvido: Cerca de 2 horas</p>
Play/Pause/Answer/Hang up x1	Volume up: Volume up x1																
Bluetooth mode/ Switch TF card mode/ Bluetooth mode x2	Long press about 1s: Next song																
Voice assistant x3	Volume down: Volume down x1																
TF songs play randomly x4	Long press about 1s: Previous song																
Long press about 2s: Reject																	

正面 (中文)

<p>用户手册 Langsdom AirSwim</p> <p>LANGSDOM 开放不入耳运动耳机</p>	<p>感谢您购买兰士顿Langsdom AirSwim开放不入耳运动耳机，以下说明将指导您轻松使用它。</p> <p>佩戴</p> <p>将耳机挂在外耳上，把骨传导两侧扬声器贴在颧骨等处，调整佩戴舒适度，请勿将骨传导扬声器置于耳内。</p> <p>配件</p> 	<p>产品示意图</p> <p>耳机:</p> <ol style="list-style-type: none"> 多功能按键 音量加键 音量减键 耳机指示灯 充电口  <p>多功能键:</p> <table border="0"> <tr> <td>播放/暂停音乐/接听/挂断电话</td> <td>音量加键: 单击: 音量增大</td> </tr> <tr> <td>蓝牙模式/切换TF卡模式/蓝牙模式 x2</td> <td>长按约1秒: 下一曲</td> </tr> <tr> <td>语音助手 x3</td> <td>音量减键: 单击: 音量减小</td> </tr> <tr> <td>TF歌曲随机播放 x4</td> <td>长按约1秒: 上一曲</td> </tr> <tr> <td>长按约2秒: 拒接电话</td> <td></td> </tr> </table> <p>* 提示: 通话中, 双击多功能键可挂断当前通话, 接听来电。</p>	播放/暂停音乐/接听/挂断电话	音量加键: 单击: 音量增大	蓝牙模式/切换TF卡模式/蓝牙模式 x2	长按约1秒: 下一曲	语音助手 x3	音量减键: 单击: 音量减小	TF歌曲随机播放 x4	长按约1秒: 上一曲	长按约2秒: 拒接电话		<p>手动开关机</p> <ol style="list-style-type: none"> 在关机状态下, 长按多功能键约2秒, 耳机开机。 在开机状态下, 长按多功能键约3秒, 耳机关机。 <p>配对</p>  <p>蓝牙配对</p> <p>蓝牙首次配对时, 将蓝牙耳机和手机的距离控制在1M的范围, 长按多功能键约2秒, 耳机将自动进入配对状态, 在智能设备蓝牙列表, 选择"Langsdom AirSwim"耳机, 将蓝牙耳机与手机连接配对即可。</p> <p>一键二功能</p> <p>耳机成功连接设备A后, 随即断开设备A蓝牙, 打开设备B蓝牙, 在设备B的蓝牙列表选择"Langsdom AirSwim"耳机并点击连接, 耳机与设备B成功连接后, 在设备A的蓝牙列表点击"Langsdom AirSwim"耳机进行连接即可实现一键二的功能。</p>	<p>自动回连</p> <ol style="list-style-type: none"> 耳机开机后在约5分钟的时间里, 将自动回连最后一次连接过的设备, 否则自动关机; 当耳机与设备断开有效距离重新连接后, 在5分钟内回到有效距离内, 耳机将自动回连; 手机主动断开蓝牙连接后, 耳机进入配对状态, 5分钟内单击多功能键, 耳机将自动回连。 <p>充电</p> <p>耳机充电</p> <p>耳机灯打常亮 —— 耳机充电中 耳机灯打常亮 —— 耳机充满电 耳机的2小时充满电</p> <p>警告</p> <ol style="list-style-type: none"> 请勿长时间高声量聆听, 防止听力受损; 高速行驶时请勿佩戴耳机, 否则造成交通事故; 蓝牙耳机仅能用5V电压的充电器充电, 切勿使用超过5V的快速充电器或大于1.5A的充电器充电, 可能造成过热或起火; 切勿将耳机暴露在高温或潮湿的地方或长时间向阳光直接照射; 产品的储存温度为10°C至30°C; 产品使用环境温度: 20°C至30°C; 耳机在长时间高使用情况下需充满电再使用, 建议每3个月充一次。 <p>* 建议新耳机使用前先充电</p>	<p>真诚为您服务</p> <ol style="list-style-type: none"> 产品使用过程中, 有任何疑问可随时与我们联系, 我们将竭诚为您提供专业的售后服务; 保修期内, 凡属产品本身原因引起的故障问题, 我们将为您提供免费维修服务; 联系我们时, 请提供产品保修卡及相应订单编号, 以便于我们更好地为您解决问题。 <p>产品规格</p> <p>CN</p> <p>型号: BE15 蓝牙版本: V5.4 输入电压: 5V 电池容量: 150mAh BT频率: 2.402-2.480GHz 音频频率: 20Hz-20KHz 喇叭尺寸: Φ12.15mm 阻抗: 8Ω±10% 传输范围: 10m 灵敏度: 82dB±3dB 总续航时长: 约8小时 耳机充电时长: 约2小时</p>	<p>AR</p> <p>Modelo: BE15 Versión de BT: V5.4 Voltaje de Entrada: 5V Capacidad de La Batería: 150mAh Frecuencia de BT: 2.402-2.480GHz Frecuencia de Audio: 20Hz-20KHz Tamaño del Altavoz: Φ12.15mm Impedancia: 8Ω±10% Rango de Transmisión: 10m Sensibilidad: 82dB±3dB Duración total: Aproximadamente 8 horas Tiempo de Carga de Los Auriculares: Alrededor de 2 horas FCC ID: 2AZDD-AIR5WIM</p>	<p>FCC Caution:</p> <p>This device complies with part 15 of the FCC Rules. Operation is subject to the following two conditions: (1) This device may not cause harmful interference, and (2) this device must accept any interference received, including interference that may cause undesired operation. Any changes or modifications not expressly approved by the party responsible for compliance could void the user's authority to operate the equipment.</p> <p>ES</p> <p>Modelo: BE15 Versión de BT: V5.4 Voltaje de Entrada: 5V Capacidad de La Batería: 150mAh Frecuencia de BT: 2.402-2.480GHz Frecuencia de Audio: 20Hz-20KHz Tamaño del Altavoz: Φ12.15mm Impedancia: 8Ω±10% Rango de Transmisión: 10m Sensibilidad: 82dB±3dB Duración total: Aproximadamente 8 horas Tiempo de Carga de Los Auriculares: Alrededor de 2 horas FCC ID: 2AZDD-AIR5WIM</p>
播放/暂停音乐/接听/挂断电话	音量加键: 单击: 音量增大																
蓝牙模式/切换TF卡模式/蓝牙模式 x2	长按约1秒: 下一曲																
语音助手 x3	音量减键: 单击: 音量减小																
TF歌曲随机播放 x4	长按约1秒: 上一曲																
长按约2秒: 拒接电话																	

	<p>日期</p>	<p>2024-3-14</p>	<p>设计部</p>	<p>产品部</p>	<p>市场部</p>	<p>B2B事业部</p>	<p>B2C事业部</p>	<p>董事长审批</p>
	<p>项目</p>	<p>BE15 说明书</p>						