


# NAUTICA

## WIRELESS HEADPHONES



UCCHP02

Thank you for purchasing an original Nautica UCCHP02 Wireless Headphones H200.

You are getting a high quality product that's built to combine technology and design for your everyday use.

Please read the below info carefully to get the most out of your new product.

For more detailed info on care, use and warranty, please visit [technofashion.com](http://technofashion.com).

## Safety Information

Before you use the device, read the following precautions carefully to ensure optimal product performance.

Use of headphones will impair your ability to hear other sounds. Use caution while using your headphones when you are engaging in any activity that requires your full attention.

This package contains small parts that may be hazardous to children and should be kept out of reach of children.

This product is not a toy – never allow children to play with this product. Always store the product out of reach of children.

None of the components can be replaced or repaired by users. Only authorized dealers or service centers may disassemble the product.

If any parts of your product require replacement for any reason, including normal wear and tear or breakage, please contact us.

Do not wear headphones while showering, bathing or when participating in water sports.

To guarantee your personal safety, please do not wear or keep headphones in the vicinity (closer than 33ft / 10m ) of a pacemaker.

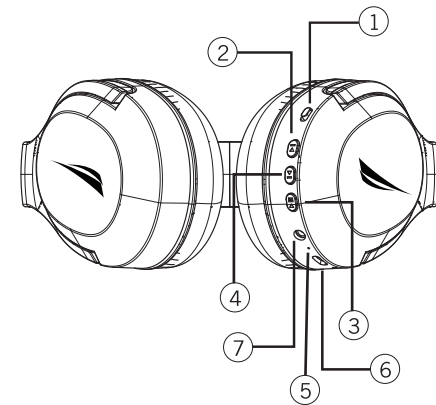
Headphones listening at high volume levels – especially over extended periods of time – may damage your hearing.

For traffic safety, do not use headphones while driving or cycling.

Heed all warnings on the product and in the operation instructions.


Stop using this product immediately if it causes discomfort or pain.

## Product Description



1. ANC Button
2. Vol +/- Next Track
3. Play/Pause Button
4. Vol -/Previous Track
5. LED Indicator
6. Type-C charging Input
7. AUX Input

## Package Content



## Operational Guide

### Power On:

Long press Play/Pause button ►|| to power ON

### Power Off:

Long press Play/Pause button ►|| to power OFF

### Volume control:

• Short press +: Increase volume

• Short press -: Decrease volume

### Music control:

Long press +: Play next track

Long press -: Play previous track

Short press Play/Pause Button ►|| = Start / Stop track

### Answering a call:

When there is an incoming call, the headphone will ring, short press Play/Pause button ►|| once to answer the incoming call


### Ending a call:

Short press Play / Pause button ►|| while call in progress

### Rejecting a call:

Long press Play/Pause button ►|| while headphones are ringing

### ANC:

Press ANC  = to turn ON/OFF active noise cancelling (ANC)

### Redialing a call:



Double-click Play/Pause button ►||

## Bluetooth Pairing

1. Keep the distance between your headphone and mobile phone (or other devices) within 33 Ft / 10 m.
2. Power on the headphone and it will automatically turn to Bluetooth pairing mode. The LED indicator will flash in blue and red.
3. Activate the Bluetooth function on your phone within range and select "Nautica UCCHP02" from the list shown.
4. When pairing successful, LED light start to flash blue light at a slow speed.

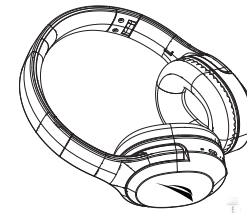
**Reconnect Bluetooth:** When powered on, the headphone will automatically connect to the latest successfully paired device.

## ANC

The headset supports the active noise cancellation function and the noise reduction effect reaches about 20 dB on bluetooth mode, press ANC  key to activate noise cancelling function while the green light on. Press ANC  button again to turn it off.

## Charging Instructions

1. Plug the small end of the Type-C cable into the micro Type-C connector on the right earcup.
2. Plug the other end of the Type-C cable into a wall charger or computer that is powered on. LED light shows red when charging. Red light goes off when battery is full.

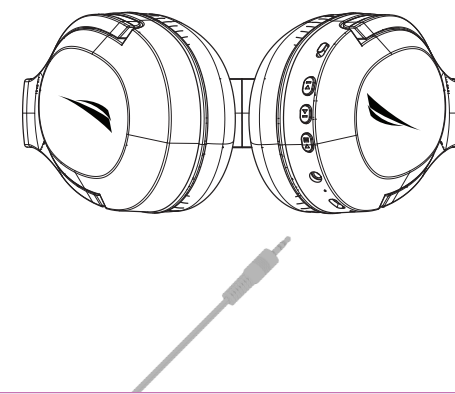


**Important:** The headphones do not play while charging

## Wired Listening Mode

Use the AUX cable to connect to a non - wireless device.

1. Power off the headphones.
2. Insert AUX cable into the connector on the right earcup.
3. Insert the other end of the cable into the connector on your device.



## Specifications

• Bluetooth Profile: A2DP,ACRCP,Hands Free Profile (HFP V1.7)

• Play Time: Up to 20 hours (\*without ANC)

• Charging Time: 3 hours

• Standby Time: 200 hours

• Battery Capacity: 400 mAh

• Speaker Drivers: 1.57 in / 40 mm

• Wireless Range: 32,80 ft

• Input Voltage: 3,7V

• Impedance: 32 Ω

• Frequency Response: 20 Hz - 20 kHz

• Sensitivity: 93 dB ± 3 dB

• ANC: -20 dB ± 2 dB

• Sweatproof: Yes

• Dustproof: Yes

• Net Weight: 7,51 oz / 213 g

• Dimensions: 7 31/32 x 7 3/64in

• Charging Port: Type-C

### LED Behaviours

• ANC On: Green light

• Power On: Red light

• Connect: Blue and red light flashes for 3 second

• Power Off: Red light

## Maintenance

Please do not overuse the headphones or put it under heavy pressure. Keep away from wet and heat.

Exposing the product to extreme hot or cold, such as in a closed car in the summer and winter condition, will reduce the capacity and lifetime of the earbuds.

Keep away from router or other high frequency transmitting equipment to prevent interruption of signal receiving.

Please use the headphones under its working range (up to 33 ft / 10 m). The effective range may vary depending on multiple conditions.

Power time may differ depending on personal use habits.

Do not dismantle the product. Unauthorized parties may damage the product.

Do not drop, strongly vibrate, strike the product with hard object to avoid damaging internal circuit.

Do not use drastic chemicals or cleaner to clean the product.

Do not use sharp objects to scratch product surface to avoid damaging shell.

## Warranty Information

We do our best to make sure that this product is free from defects in materials and workmanship for a period of 1 year.

The following conditions must be met for your warranty claim to be approved:

You must have purchased the product from a Nautica or Technofashion authorized dealer.

You must provide proof as to the date of purchase from the Nautica or Technofashion authorized dealer.

You must have used the product only as intended and in accordance with the product's care instructions.

Within 12 months after the purchase, in case the product is determined to be defective (at the date of original purchase) due to improper materials or workmanship, you are entitled to free repair or exchange of goods. The product should be returned to Technofashion.

The warranty does not cover defects caused by third-party modifications, repairs or replacement parts.

Punctures, scratches, normal wear and tear and the natural breakdown of colors and materials over extended time and use are not warranted. Warranty applies to the USA only.

We will make every effort to replace limited edition or discontinued products but cannot guarantee availability for replacement.

Any limited edition or discontinued product still under its applicable warranty that cannot be replaced with an identical product will be replaced with the equivalent model based on availability.

We may make changes to products and designs in the time you purchased your product and submitted a warranty claim.

Products repaired or replaced under this warranty may or may not incorporate these changes.

## Support

For any questions, email us at [support@technofashion.com](mailto:support@technofashion.com)

### FCC ID: 2AZBO-N00031

This device complies with Part 15 of the FCC Rules. Operation is subject to the following two conditions: (1) this device may not cause harmful interference, and (2) this device must accept any interference received, including interference that may cause undesired operation.

This device has been tested and found to comply with the limits for a Class B digital device, pursuant to Part 15 of the FCC Rules. These limits are designed to provide reasonable protection against harmful interference in a residential installation. This device generates, uses, and can radiate radio frequency energy and, if not installed and used in accordance with the instructions, may cause harmful interference to radio communications. However, there is no guarantee that interference will not occur in a particular installation. If this device does cause harmful interference to radio or television reception, which can be determined by turning the device off and on, the user is encouraged to try to correct the interference by one or more of the following measures:

- Reorient or relocate the receiving antenna.
- Increase the separation between the device and receiver.
- Connect the device into an outlet on a circuit different from that to which the receiver is connected.
- Consult the dealer or an experienced radio/TV technician for help

Changes or modifications not expressly approved by the party responsible for compliance could void the user's authority to operate the equipment.

# NAUTICA

Designed, manufactured, distributed by

## TECHNOFASHION

© Technofashion, Inc. All Rights Reserved.  
Designed in USA. Made in China.

