

# NAUTICA

## TRUE WIRELESS STEREO EARBUDS WITH CHARGING CASE

NTWS05



NTWS05

### Thank you for purchasing an original Nautica True Wireless Stereo Earbuds With Charging Case - NTWS05

You are getting a high-quality product that's built to combine technology and design for your everyday use.

Please read the below info carefully to get the most out of your new product.

**This guide is ENGLISH only. For other languages and more detailed info on care, use and warranty, please visit [technofashion.com](http://technofashion.com)**


## WHAT'S IN THE BOX



TRUE WIRELESS STEREO EARBUDS



CHARGING CASE



EAR TIPS (4 PAIRS)



TYPE-C TO USB-A CHARGING CABLE (2 ft / 60 cm)



STORAGE POUCH



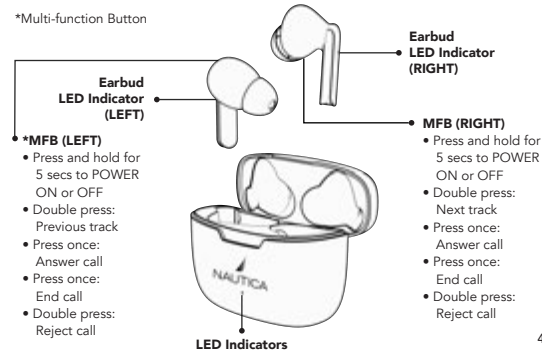
USER'S MANUAL

Your product comes with four pairs of eartips (S, 2\*M and L). Try all sizes to find the size that fits best. Your device comes with size M eartips on.

3

## HOW TO USE ?

\*Multi-function Button



Earbud LED Indicator (LEFT)

Earbud LED Indicator (RIGHT)

### \*MFB (LEFT)

- Press and hold for 5 secs to POWER ON or OFF
- Double press: Previous track
- Press once: Answer call
- Press once: End call
- Double press: Reject call

### MFB (RIGHT)

- Press and hold for 5 secs to POWER ON or OFF
- Double press: Next track
- Press once: Answer call
- Press once: End call
- Double press: Reject call

LED Indicators

4

## BLUETOOTH PAIRING

1. Press each MFB button for 5 seconds, to turn on both earbuds.



- No need to hold MFB button after power is on.
- The Left & Right will automatically connect, one of the two earbud LEDs flashes white and green alternately.

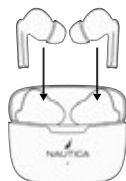
2. Find "Nautica T200" to connect with your phone.

5

## CHARGING EARBUDS

For the best experience, it is recommended to charge the unit before first use.

- Charging: White LED light turns on.
- Fully charged: White LED light turns green and then Green LED light turns off.



## CHARGING CASE

- Plug the small end of the USB cable into the Type-C USB port of the charging case.
- Plug the other end into a USB wall charger or computer (DC 5V) that is powered on.



6

## TECHNICAL SPECIFICATIONS

Bluetooth Version	v5.1
Play Time	4 hours
Talking Time	3 hours
Earbuds Charging Time	1.5 hours
Charging Case Charging Time	1.5 hours
Standby Time	10 hours
Battery Capacity (each earbud)	35 mAh * 2
Battery Capacity (charging case)	300 mAh
Speaker Drivers	0.51 in / 13 mm
Wireless Range	33 ft / 10 m

7

Rated Input Voltage	3.7 V
Input	5V / 0.3A
Impedance	32 Ω
Frequency Response	20 Hz - 20 kHz
Mic. Sensitivity	-90 dBm
Earbuds Dimensions	1.28*0.71*0.75 in / 32.6*18*19.1 mm
Charging Case Dimensions	2.4*0.83*1.73 in / 61*21*44 mm
Weight (Each Earbud)	0.25 oz / 7.2 g
Weight (Charging case)	1.55 oz / 43.8 g
Charging Port	Type-C

8

## SAFETY AND MAINTENANCE

Before you use the device, read the following precautions carefully to ensure optimal product performance.

The use of earbuds will impair your ability to hear other sounds. Use caution while using your earbuds during any activity that requires your full attention.

This package contains small parts that may be hazardous to children and should be kept out of reach of children. This product is not a toy – never allow children to play with this product.

Please do not overuse the earbuds or put them under heavy pressure. Keep away from wet and heat. Exposing the product to extreme hot or cold, such as in a closed car in the summer and winter conditions, will reduce the capacity and lifetime of the product. Earbuds listening at high volume levels – especially over extended periods of time – may damage your hearing.

9

Keep away from router or other high-frequency transmitting equipment to prevent interruption of signal receiving.

Please use the earbuds under working range (up to 33 ft / 10 m). The effective range may vary depending on multiple conditions.

Power time may differ depending on personal use habits.

Do not dismantle the product. If any parts of your product require replacement for any reason, including normal wear and tear or breakage, please contact us. Unauthorized parties may damage the product.

Do not drop, strongly vibrate, or strike the product with hard objects to avoid damaging the internal circuit.

Do not use drastic chemicals or cleaner to clean the product. Do not use sharp objects to scratch the product surface.

10

## WARRANTY INFORMATION

We do our best to make sure that this product is free from defects in materials and workmanship for a period of 1 year.

The following conditions must be met for your warranty claim to be approved:

You must have purchased the product from a Nautica or Technofashion authorized dealer.

You must provide proof as to the date of purchase from the Nautica or Technofashion authorized dealer.

You must have used the product only as intended and in accordance with the product's care instructions.

11

Within 12 months after the purchase, in case the product is determined to be defective (at the date of original purchase) due to improper materials or workmanship, you are entitled to free repair or exchange of goods.

The product should be returned to Technofashion.

The warranty does not cover defects caused by third-party modifications, repairs or replacement parts.

Punctures, scratches, normal wear and tear and the natural breakdown of colors and materials over extended time and use are not warranted. Warranty applies to the USA only.

We will make every effort to replace limited edition or discontinued products but cannot guarantee availability for replacement.

12

Any limited edition or discontinued product still under its applicable warranty that cannot be replaced with an identical product will be replaced with the equivalent model based on availability.

We may make changes to products and designs in the time you purchased your product and submitted a warranty claim.

Products repaired or replaced under this warranty may or may not incorporate these changes.

13

## SUPPORT

For any questions, email us at [support@technofashion.com](mailto:support@technofashion.com)

FCC ID: 2AZBO-N00005

This device complies with Part 15 of the FCC Rules. Operation is subject to the following two conditions: (1) this device may not cause harmful interference, and (2) this device must accept any interference received, including interference that may cause undesired operation.

This device has been tested and found complying with the limits for a Class B digital device, pursuant to Part 15 of the FCC Rules. These limits are designed to provide reasonable protection against harmful interference in a residential installation. This device generates, uses, and can radiate radio frequency energy and, if not installed and used in accordance with the instructions, may cause harmful interference to radio communications.

14

However, there is no guarantee that interference will not occur in a particular installation. If this device does cause harmful interference to radio or television reception, which can be determined by turning the device off and on, the user is encouraged to try to correct the interference by one or more of the following measures:

- Reorient or relocate the receiving antenna.
- Increase the separation between the device and receiver.
- Connect the device into an outlet on a circuit different from that to which the receiver is connected.
- Consult the dealer or an experienced radio/TV technician for help.

Changes or modifications not expressly approved by the party responsible for compliance could void the user's authority to operate the equipment.

15

# NAUTICA

designed, manufactured, distributed by  
TECHNOFASHION

© 2022 Technofashion, Inc. All Rights Reserved.  
Designed in USA. Made in China.  
May be patented. See [technofashion.com/patents](http://technofashion.com/patents)

