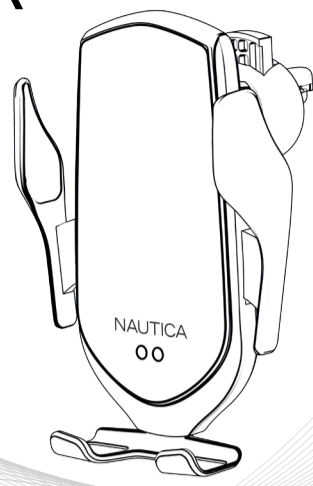


NAUTICA

WIRELESS CAR CHARGER

NTCC01



Thank you for purchasing an original **Nautica Wireless Car Charger - NTCC01**

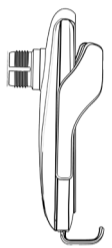
You are getting a high-quality product that's built to combine technology and design for your everyday use.

Please read the below info carefully to get the most out of your new product.

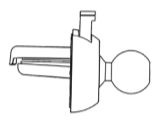
This guide is ENGLISH only. For other languages and more detailed info on care, use and warranty, please visit technofashion.com



WHAT'S IN THE BOX



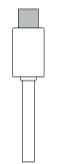
WIRELESS HOLDER



AIR VENT MOUNT WITH CLIP



SCREW



5 ft / 1,5 m TYPE-C CABLE

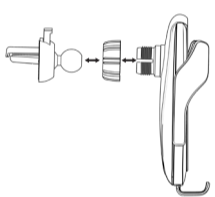


USER'S MANUAL

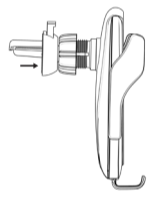


HOW TO USE

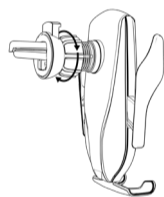
HOW TO INSTALL



Place the included screw and the ball joint adapter as shown in the illustration.

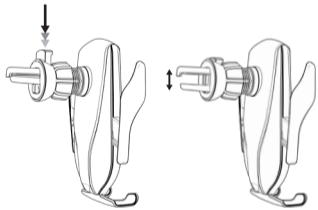


Insert the ball joint adapter on the tip of the air vent mount into the socket at the back of the wireless holder.



Adjust the screw.

HOW TO MOUNT ON AIR VENT



Press down the switch of the attaching clip to install your car holder on the air vent.



Approach your phone to the holder and the clamps will automatically open to grip the phone thanks to autosensing.*



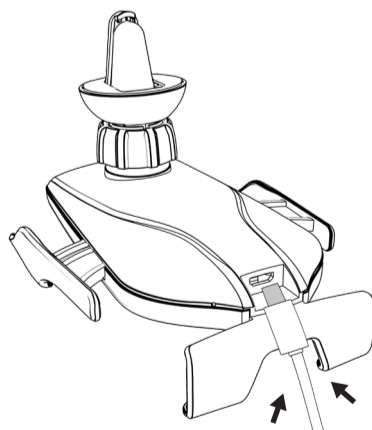
Autosensing will allow you to take your phone off when you approach your hand to the back of the holder.

**Even though Nautica Wireless Car Charger is case-friendly, the autosensing function may not be compatible with some phone cases. Especially darker colored cases may hinder autosensing.*

HOW TO CHARGE YOUR PHONE

Connect your Nautica Wireless Car Charger to any USB-A charging port or cigarette lighter socket of your car or another power source such as a power bank via the included Type-C cable to start charging your mobile phone.

Keep in mind that an adapter will be required to connect to a cigarette lighter socket.



TECHNICAL SPECIFICATIONS

Wireless compliance	Qi
Input	5V / 2A , 9V / 1.67A
Output	10W, 7.5W, 5W (Auto detection)
Sensor working distance	0.31 in / 8 mm
Material	PC+ABS plastic
Dimensions	4,96*3,07*2,36 in / 126*78*60 mm
Weight	3.35 oz / 95 g
Charging port	Type-C
360° rotating holder	
Compatible with all Qi wireless-enabled smartphones	



SAFETY AND MAINTENANCE

Before using your Nautica Wireless Car Charger, read the following precautions carefully to ensure optimal product performance.

Do not expose your wireless car charger and its electronic parts to extremely hot (fire, direct sunlight, etc.) or cold conditions.

Extreme temperatures may cause the unit to explode or overheat which may in turn result in lower performance and a shorter life span. Also avoid applying high pressure or penetration to the unit with sharp objects.

Keep your credit cards or any other cards with magnetic chips or strips on them away from your Nautica Wireless Car Charger against the possibility of demagnetization.

Do not leave your phone unattended when charging in progress and always remember to unplug from the DC outlet when not charging.

Do not attempt to modify, repair, or replace any components of your Nautica Wireless Car Charger. Only authorized dealers or service centers can disassemble the product.

If any parts of your product require replacement for any reason, including normal wear and tear or breakage, please contact us.

Keep the product away from liquids as exposition to liquids may cause your wireless car charger to short-circuit. In case of exposition to liquid, do not operate the charger.

Keep your product away from the reach of children. This product is not a toy.



WARRANTY INFORMATION

We do our best to make sure that this product is free from defects in materials and workmanship for a period of 1 year.

The following conditions must be met for your warranty claim to be approved:

You must have purchased the product from a Nautica or Technofashion authorized dealer.

You must provide proof as to the date of purchase from the Nautica or Technofashion authorized dealer.

You must have used the product only as intended and in accordance with the product's care instructions.

Within 12 months after the purchase, in case the product is determined to be defective (at the date of original purchase) due to improper materials or workmanship, you are entitled to free repair or exchange of goods. The product should be returned to Technofashion.

The warranty does not cover defects caused by third-party modifications, repairs or replacement parts.

Punctures, scratches, normal wear and tear and the natural breakdown of colors and materials over extended time and use are not warranted. Warranty applies to the USA only.

We will make every effort to replace limited edition or discontinued products but cannot guarantee availability for replacement.

Any limited edition or discontinued product still under its applicable warranty that cannot be replaced with an identical product will be replaced with the equivalent model based on availability.

We may make changes to products and designs in the time you purchased your product and submitted a warranty claim.

Products repaired or replaced under this warranty may or may not incorporate these changes.



SUPPORT

For any questions, email us at support@technofashion.com

FCC ID: 2AZBO-N00002

This device complies with Part 15 of the FCC Rules. Operation is subject to the following two conditions: (1) this device may not cause harmful interference, and (2) this device must accept any interference received, including interference that may cause undesired operation.

This device has been tested and found to comply with the limits for a Class B digital device, pursuant to Part 15 of the FCC Rules. These limits are designed to provide reasonable protection against harmful interference in a residential installation. This device generates, uses, and can radiate radio frequency energy and, if not installed and used in accordance with the instructions, may cause harmful interference to radio communications. However, there is no guarantee that interference will not occur in a particular installation.

If this device does cause harmful interference to radio or television reception, which can be determined by turning the device off and on, the user is encouraged to try to correct the interference by one or more of the following measures:

- Reorient or relocate the receiving antenna.
- Increase the separation between the device and receiver.
- Connect the device into an outlet on a circuit different from that to which the receiver is connected.
- Consult the dealer or an experienced radio/TV technician for help. Changes or modifications not expressly approved by the party responsible for compliance could void the user's authority to operate the equipment.
- The distance between user and products should be no less than 7.87 in / 20 cm

NAUTICA

designed, manufactured, distributed by
TECHNOFASHION

© 2021 Technofashion, Inc. All Rights Reserved.
Designed in USA. Made in China.
May be patented. See technofashion.com/patents

