




PHOTOGRAPHS OF TEST SET UP




Radiated Emissions Below 30 MHz




Radiated Emissions Below 1GHz Front




Radiated Emissions Below 1GHz Rear



Radiated Emissions Above 1GHz Front




Radiated Emissions Above 1GHz 1GHz Rear



Note: Step attenuator was added between the Base station and the power splitter to isolate level from the Base station.

Conducted RF Testing (Hopping Mode)



Conducted RF Testing (Test Mode)