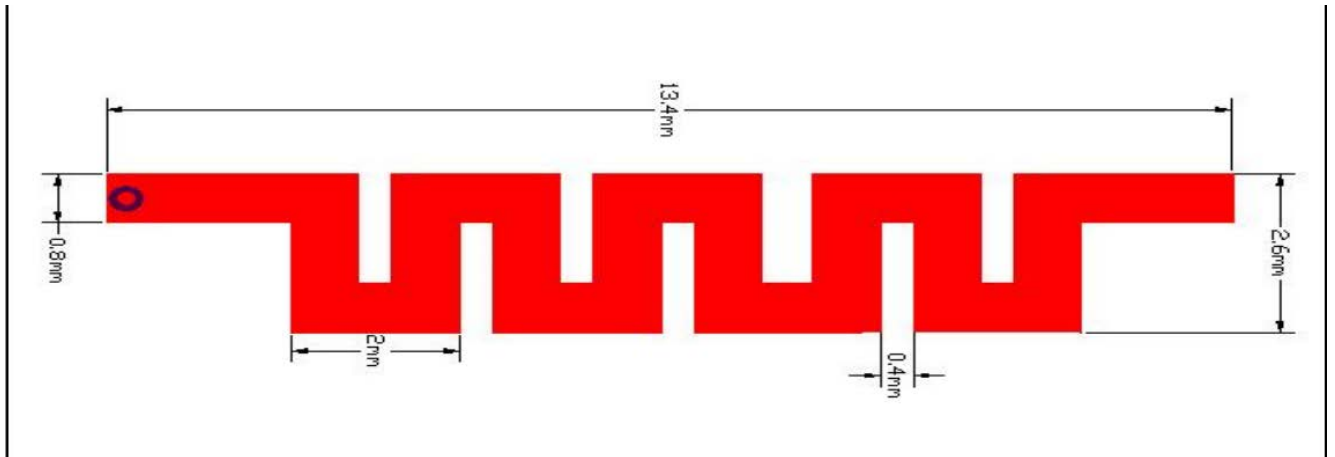


2.4G Antenna Specification

ITEM	ANT SPEC
Model Name	2.4G ANT
MAX. Gain	-2.39dBi
Polarization	Horizontal and Vertical
Azimuth Beam Pattern	Omni-directional
Impedance	50 Ohm
Antenna Length	38.1mm
Manufacture	Shenzhen Miqi Commerce Co., Ltd.
ANT TYPE	PCB Antenna
Trademark	N/A

ANT PHOTO & LENTH(mm)

BOTTOM VIEW:



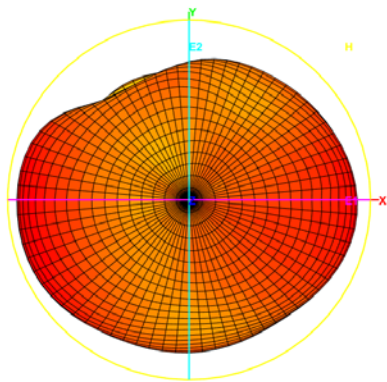
2D .3Dtest data:

(ANT test data)

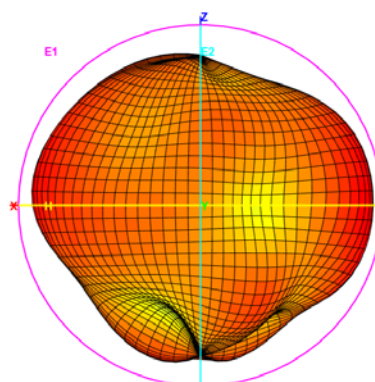
Frequency	Efficiency (%)	Gain. (dBi)
2400MHz	51.17	-3.84
2410MHz	51.52	-3.69
2420MHz	54.20	-2.96
2430MHz	51.29	-2.75
2440MHz	47.64	-2.92
2450MHz	47.86	-2.39
2460MHz	46.56	-2.89
2470MHz	47.53	-2.92
2480MHz	48.98	-2.78
2490MHz	50.23	-2.83
2500MHz	45.81	-3.51

2400MHZ

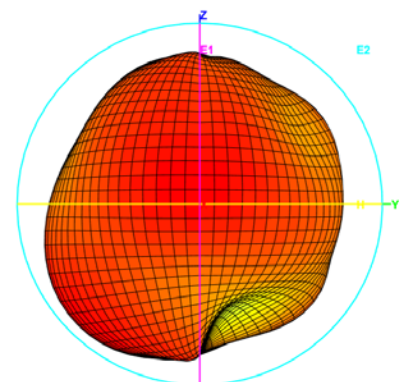
Total_3D_H_2.4GHz



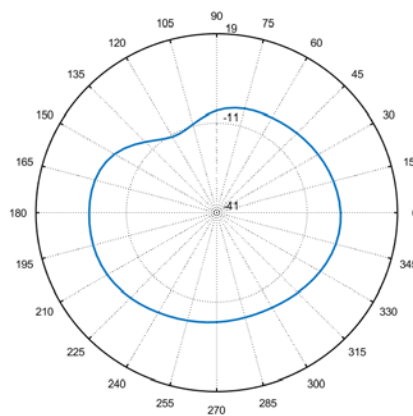
Total_3D_E1_2.4GHz



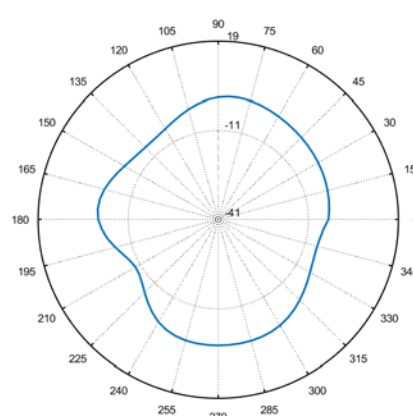
Total_3D_E2_2.4GHz



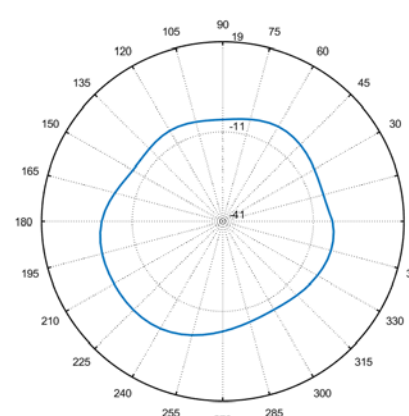
Total_Polar_H_2.4GHz



Total_Polar_E1_2.4GHz

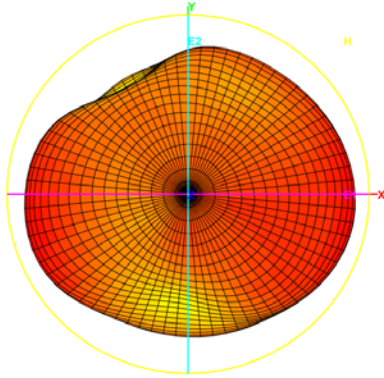


Total_Polar_E2_2.4GHz

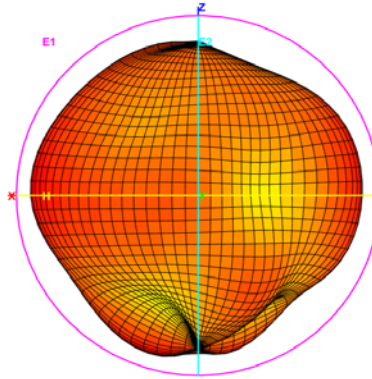


2450MHZ

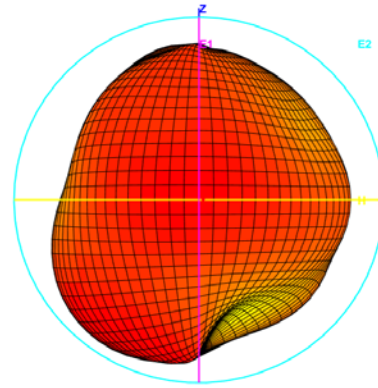
Total_3D_H_2.45GHz



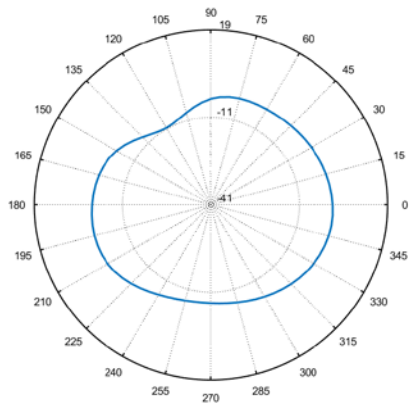
Total_3D_E1_2.45GHz



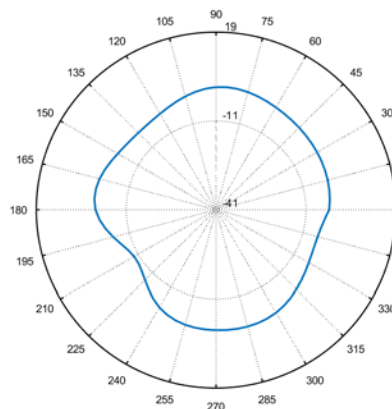
Total_3D_E2_2.45GHz



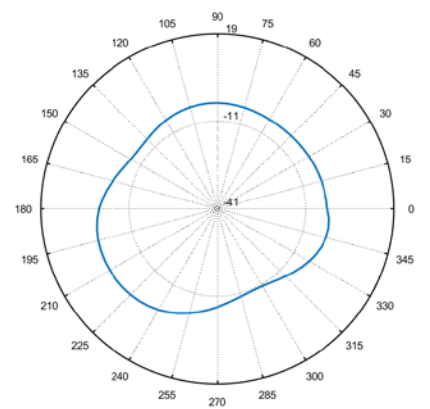
Total_Polar_H_2.45GHz



Total_Polar_E1_2.45GHz

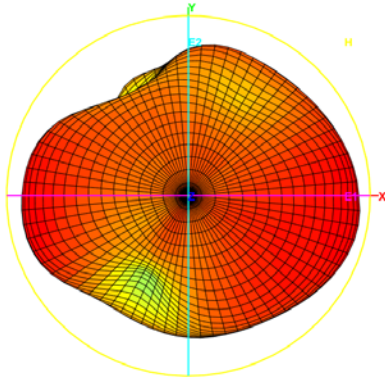


Total_Polar_E2_2.45GHz

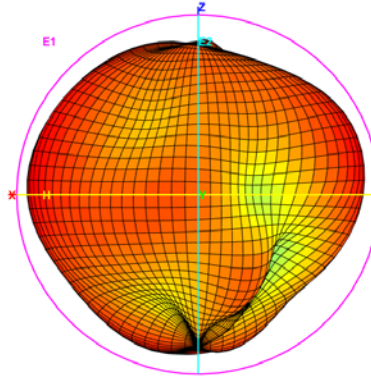


2500MHZ

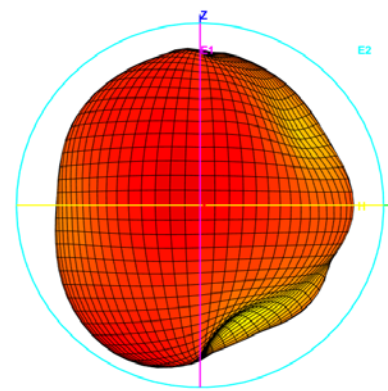
Total_3D_H_2.5GHz



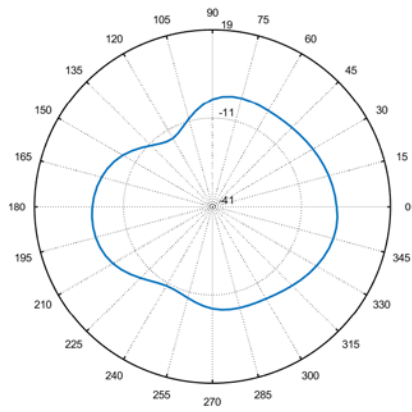
Total_3D_E1_2.5GHz



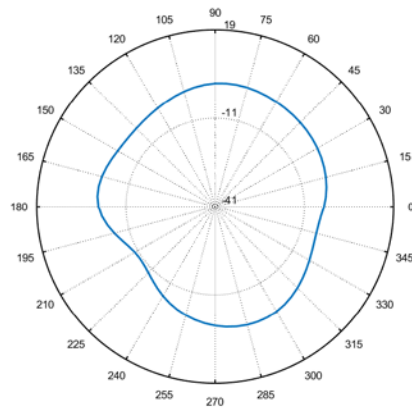
Total_3D_E2_2.5GHz



Total_Polar_H_2.5GHz



Total_Polar_E1_2.5GHz



Total_Polar_E2_2.5GHz

