

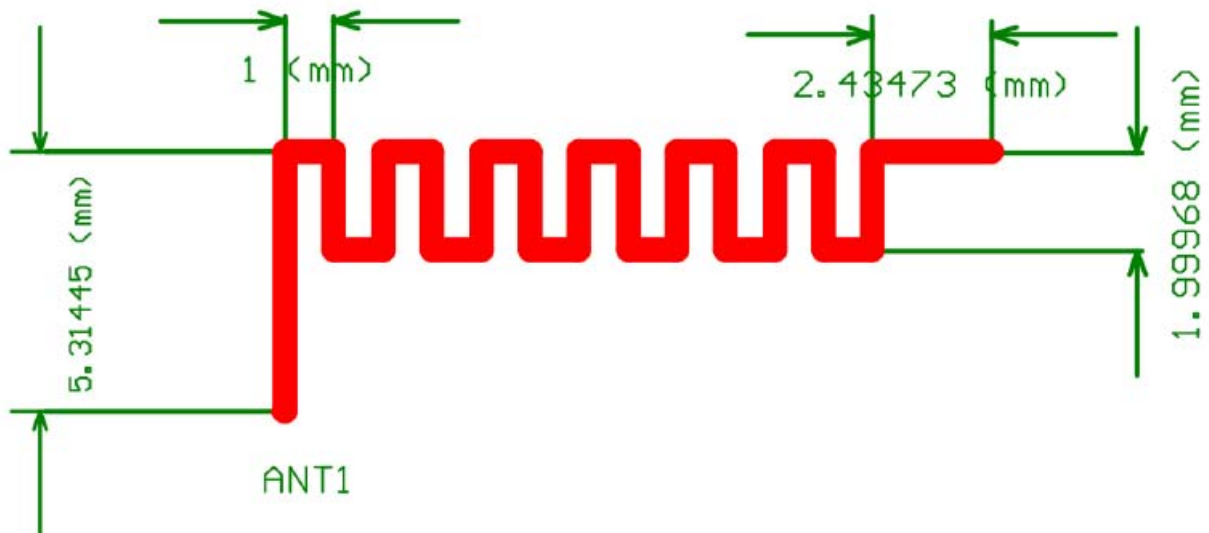
Antenna describe

1. Antenna describe:

| | |
|---|--------------------------|
| Antenna plate | Inverted PCB antenna |
| Make name/model name | BES2600 |
| Antenna gain | 0dBi |
| Frequency range Connector | 2.4GHZ-2.483GHZ |
| type | direct |
| Location of mearement (company name) | Arts Electronics CO.,LTD |

2.External view drawing:

Picture of antenna



ACA-2012-A1-CC-S 双极性天线

Shenzhen Qixinmicro Electronics Co.,Ltd

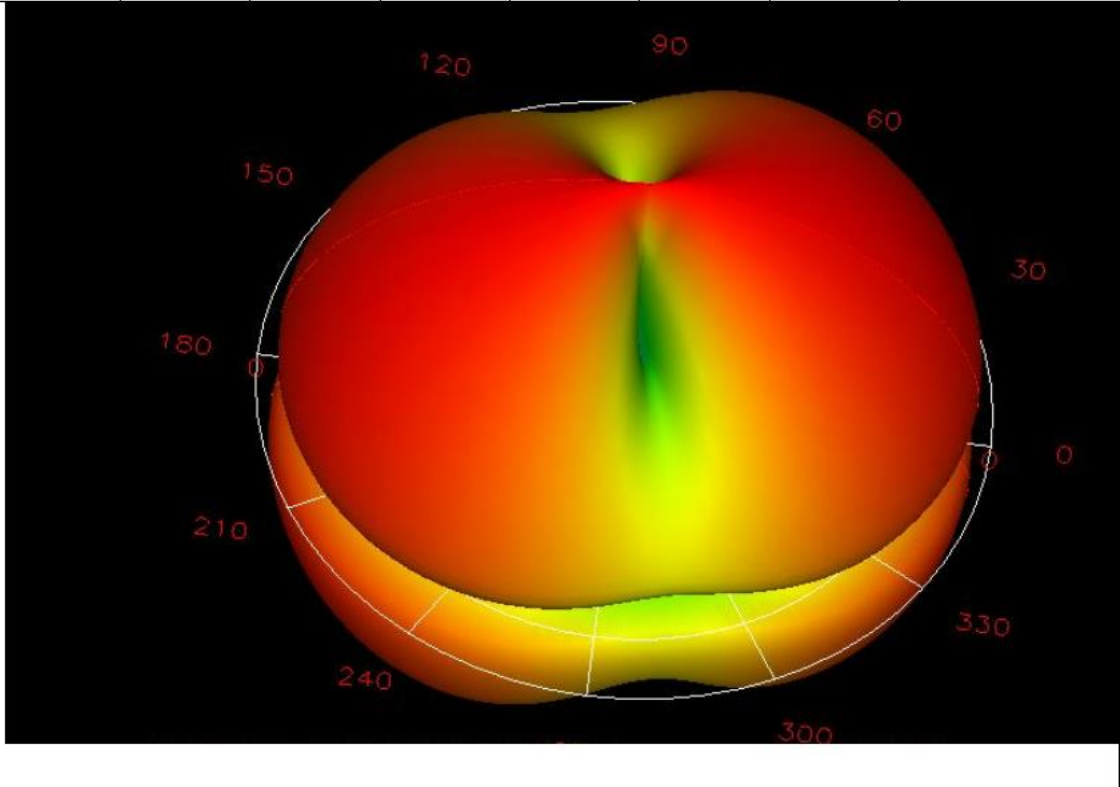
2nd Floor, Building 53, Dayun Software Town, 8288 Longgang Avenue, Longgang District, Shenzhen

3. Antenna Radiation Pattern

Radiation pattern@2.402GHZ

Total Average Gain:-0.475dbi

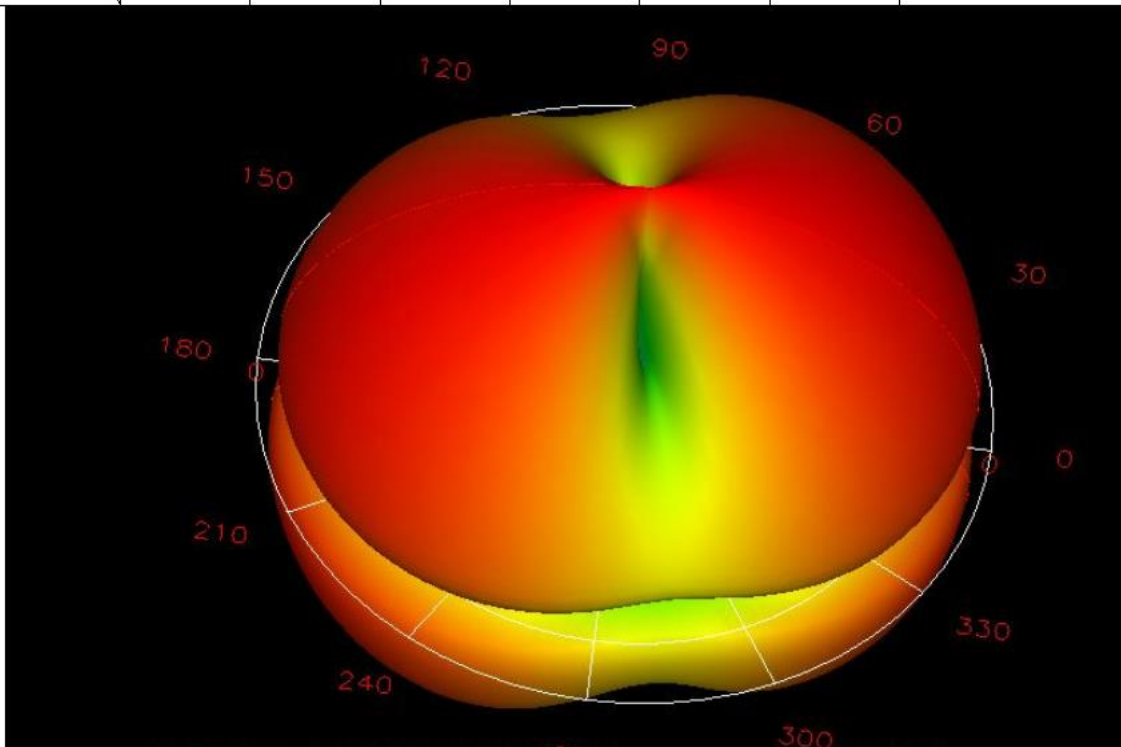
| Phi | 0 | 45 | 90 | 135 | 180 | 235 | 270 | 315 |
|------|------|------|------|------|------|------|------|------|
| Gain | -0.1 | -0.3 | -0.8 | -0.5 | -0.2 | -0.6 | -0.8 | -0.5 |



Radiation pattern@2.441GHZ

Total Average Gain:-0.275dbi

| Phi | 0 | 45 | 90 | 135 | 180 | 235 | 270 | 315 |
|------|---|------|------|------|------|------|------|------|
| Gain | 0 | -0.1 | -0.3 | -0.6 | -0.1 | -0.2 | -0.6 | -0.4 |



Radiation pattern@2.480GHZ

Total Average Gain:-0.237dbi

| Phi | 0 | 45 | 90 | 135 | 180 | 235 | 270 | 315 |
|------|---|------|------|------|-----|------|------|------|
| Gain | 0 | -0.1 | -0.2 | -0.5 | 0 | -0.3 | -0.6 | -0.2 |