



FCC RF Test Report

APPLICANT : Amazon.com Services, LLC
EQUIPMENT : Digital Media Receiver
FCC ID : 2AZ5B21A01
STANDARD : FCC Part 15 Subpart E §15.407
CLASSIFICATION : (NII) Unlicensed National Information Infrastructure
TEST DATE(S) : May 01, 2021 ~ May 30, 2021

We, Sporton International (Kunshan) Inc., would like to declare that the tested sample has been evaluated in accordance with the test procedures and has been in compliance with the applicable technical standards.

The test results in this report apply exclusively to the tested model / sample. Without written approval of Sporton International (Kunshan) Inc., the test report shall not be reproduced except in full.

Jason Jia

Reviewed by: Jason Jia / Supervisor

Alex Wang

Approved by: Alex Wang / Manager



Sporton International (Kunshan) Inc.

**No. 1098, Pengxi North Road, Kunshan Economic Development Zone Jiangsu Province 215300
People's Republic of China**



TABLE OF CONTENTS

REVISION HISTORY..... 3

SUMMARY OF TEST RESULT 4

1 GENERAL DESCRIPTION 5

 1.1 Applicant 5

 1.2 Product Feature of Equipment Under Test..... 5

 1.3 Product Specification of Equipment Under Test..... 5

 1.4 Modification of EUT 6

 1.5 Testing Location 6

 1.6 Test Software..... 6

 1.7 Applicable Standards..... 6

2 TEST CONFIGURATION OF EQUIPMENT UNDER TEST 7

 2.1 Carrier Frequency and Channel 7

 2.2 Test Mode..... 7

 2.3 Connection Diagram of Test System..... 8

 2.4 Support Unit used in test configuration and system 9

 2.5 EUT Operation Test Setup 10

 2.6 Measurement Results Explanation Example..... 10

3 TEST RESULT..... 11

 3.1 6dB and 26dB and 99% Occupied Bandwidth Measurement 11

 3.2 Maximum Conducted Output Power Measurement 14

 3.3 Power Spectral Density Measurement 15

 3.4 Unwanted Emissions Measurement 18

 3.5 AC Conducted Emission Measurement..... 23

 3.6 Automatically Discontinue Transmission 25

 3.7 Antenna Requirements 26

4 LIST OF MEASURING EQUIPMENT 27

5 UNCERTAINTY OF EVALUATION 28

APPENDIX A. CONDUCTED TEST RESULTS

APPENDIX B. AC CONDUCTED EMISSION TEST RESULT

APPENDIX C. RADIATED SPURIOUS EMISSION

APPENDIX D. RADIATED SPURIOUS EMISSION PLOTS

APPENDIX E. DUTY CYCLE PLOTS



SUMMARY OF TEST RESULT

Report Section	FCC Rule	Description	Limit	Result
3.1	15.403(i)	6dB, 26dB and 99% Occupied Bandwidth	> 500kHz	Pass
3.2	15.407(a)	Maximum Conducted Output Power	≤ 30 dBm	Pass
3.3	15.407(a)	Power Spectral Density	≤ 30 dBm/500kHz	Pass
3.4	15.407(b)	Unwanted Emissions	15.407(b)(4)(i) & 15.209(a)	Pass
3.5	15.207	AC Conducted Emission	15.207(a)	Pass
3.6	15.407(c)	Automatically Discontinue Transmission	Discontinue Transmission	Pass
3.7	15.203 & 15.407(a)	Antenna Requirement	N/A	N/A

Declaration of Conformity:
The test results with all measurement uncertainty excluded are presented in accordance with the regulation limits or requirements declared by manufacturers.
Comments and Explanations:
The declared of product specification for EUT presented in the report are provided by the manufacturer, and the manufacturer takes all the responsibilities for the accuracy of product specification.



1 General Description

1.1 Applicant

Amazon.com Services, LLC
410 Terry Ave N Seattle, WA 98109

1.2 Product Feature of Equipment Under Test

Product Feature	
Equipment	Digital Media Receiver
FCC ID	2AZ5B21A01
EUT supports Radios application	WLAN 2.4GHz 802.11b/g/n HT20 WLAN 5GHz 802.11a/n HT20/HT40 WLAN 5GHz 802.11ac VHT20/VHT40/VHT80 Bluetooth BR/EDR/LE

1.3 Product Specification of Equipment Under Test

Standards-related Product Specification							
Tx/Rx Channel Frequency Range	5745 MHz ~ 5825 MHz						
Maximum Output Power	<5745 MHz ~ 5825 MHz> 802.11a : 20.27 dBm / 0.1064 W 802.11n HT20 : 21.23 dBm / 0.1327 W 802.11n HT40 : 21.63 dBm / 0.1455 W 802.11ac VHT20: 21.10 dBm / 0.1288 W 802.11ac VHT40: 21.50 dBm / 0.1413 W 802.11ac VHT80: 19.62 dBm / 0.0916 W						
99% Occupied Bandwidth	802.11a : 18.03 MHz 802.11n HT20 : 23.58 MHz 802.11n HT40 : 44.56 MHz 802.11ac VHT20 : 19.98 MHz 802.11ac VHT40 : 51.25 MHz 802.11ac VHT80 : 76.24 MHz						
Type of Modulation	802.11a/n : OFDM (BPSK / QPSK / 16QAM / 64QAM) 802.11ac : OFDM (BPSK / QPSK / 16QAM / 64QAM / 256QAM)						
Antenna Type / Gain	<Ant. 1> : Fixed internal Antenna with gain 3.40 dBi <Ant. 2> : Fixed internal Antenna with gain 5.30 dBi						
Antenna Function Description	<table border="1"> <thead> <tr> <th></th> <th>Ant. 1</th> <th>Ant. 2</th> </tr> </thead> <tbody> <tr> <td>802.11 a/n/ac MIMO</td> <td>V</td> <td>V</td> </tr> </tbody> </table>		Ant. 1	Ant. 2	802.11 a/n/ac MIMO	V	V
	Ant. 1	Ant. 2					
802.11 a/n/ac MIMO	V	V					



1.4 Modification of EUT

No modifications are made to the EUT during all test items.

1.5 Testing Location

Sporton International (Kunshan) Inc. is accredited to ISO/IEC 17025:2017 by American Association for Laboratory Accreditation with Certificate Number 5145.02.

Test Firm	Sporton International (Kunshan) Inc.		
Test Site Location	No. 1098, Pengxi North Road, Kunshan Economic Development Zone Jiangsu Province 215300 People's Republic of China TEL : +86-512-57900158 FAX : +86-512-57900958		
Test Site No.	Sporton Site No.	FCC Designation No.	FCC Test Firm Registration No.
	CO01-KS 03CH06-KS TH01-KS	CN1257	314309

1.6 Test Software

Item	Site	Manufacturer	Name	Version
1.	03CH06-KS	AUDIX	E3	6.2009-8-24al
2.	CO01-KS	Rohde&Schwarz	EMC32	10.60.0.0

1.7 Applicable Standards

According to the specifications of the manufacturer, the EUT must comply with the requirements of the following standards:

- 47 CFR Part 15 Subpart E
- FCC KDB 789033 D02 General UNII Test Procedures New Rules v02r01.
- FCC KDB 662911 D01 Multiple Transmitter Output v02r01.
- ANSI C63.10-2013

Remark: All test items were verified and recorded according to the standards and without any deviation during the test.



2 Test Configuration of Equipment Under Test

- a. The EUT has been associated with peripherals and configuration operated in a manner tended to maximize its emission characteristics in a typical application. Frequency range investigated: conduction emission (150 kHz to 30 MHz), radiation emission (9 kHz to the 10th harmonic of the highest fundamental frequency or to 40 GHz, whichever is lower). For radiated measurement, pre-scanned in three orthogonal panels, X, Y, Z. The worst cases (Y plane) were recorded in this report.
- b. AC power line Conducted Emission was tested under maximum output power.

2.1 Carrier Frequency and Channel

Frequency Band	Channel	Freq. (MHz)	Channel	Freq. (MHz)
5745-5825 MHz U-NII-3	149	5745	157	5785
	151	5755	159	5795
	153	5765	161	5805
	155	5775	165	5825

2.2 Test Mode

Final test modes are considering the modulation and worse data rates as below table.

MIMO Mode

Modulation	Data Rate
802.11a	6 Mbps
802.11n HT20	MCS0
802.11n HT40	MCS0
802.11ac VHT20	MCS0
802.11ac VHT40	MCS0
802.11ac VHT80	MCS0

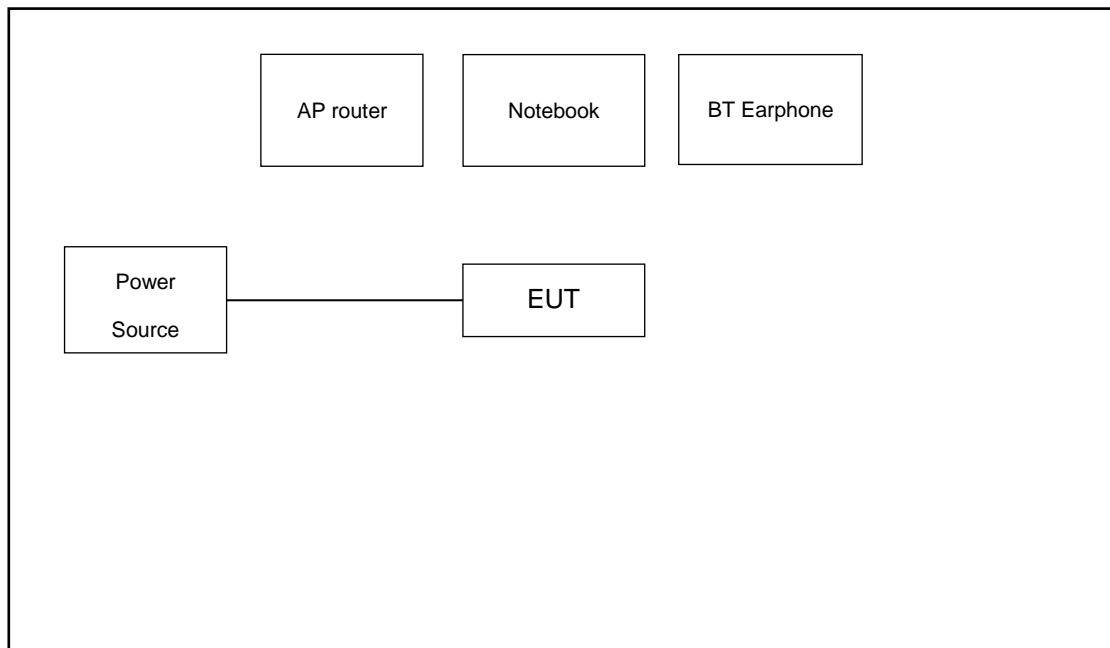
AC Conducted Emission	Mode 1 : Bluetooth Link + WLAN (5G) Link + Display + Video Play + Power from Adapter
Remark: For Radiated Test Cases, The tests were performed with Adapter.	

Ch. #		U-NII-3 : 5745-5825 MHz		
		802.11a	802.11n HT20	802.11n HT40
L	Low	149	149	151
M	Middle	157	157	-
H	High	165	165	159


Ch. #		U-NII-3 : 5745-5825 MHz		
		802.11ac VHT20	802.11ac VHT40	802.11ac VHT80
L	Low	149	151	-
M	Middle	157	-	155
H	High	165	159	-

2.3 Connection Diagram of Test System

For Conducted Emission:



For Radiated Emission:



2.4 Support Unit used in test configuration and system

Item	Equipment	Model Name	FCC ID	Data Cable	Power Cord
1.	WLAN AP	DIR-655	KA21R655B1	N/A	Unshielded, 1.8m
2.	Notebook	G480	QDS-BRCM1050I	N/A	AC I/P: Unshielded, 1.8 m DC O/P: Shielded, 1.8 m
3.	Bluetooth Earphone	LBH308	N/A	N/A	N/A



2.5 EUT Operation Test Setup

For WLAN RF test items, an engineering test program was provided and enabled to make EUT continuously transmit/receive.

For AC power line conducted emissions, the EUT was set to connect with the WLAN AP under large package sizes transmission.

2.6 Measurement Results Explanation Example

For all conducted test items:

The offset level is set in the spectrum analyzer to compensate the RF cable loss between EUT conducted output port and spectrum analyzer. With the offset compensation, the spectrum analyzer reading level is exactly the EUT RF output level.

Example :

The spectrum analyzer offset is derived from RF cable loss.

Offset = RF cable loss.

Following shows an offset computation example with cable loss 7.2 dB.

$$\begin{aligned} \text{Offset(dB)} &= \text{RF cable loss(dB)}. \\ &= 7.2 \text{ (dB)} \end{aligned}$$

3 Test Result

3.1 6dB and 26dB and 99% Occupied Bandwidth Measurement

3.1.1 Description of 6dB and 26dB and 99% Occupied Bandwidth

The minimum 6 dB bandwidth shall be at least 500 kHz.

26dB and 99% Occupied bandwidth are reporting only.

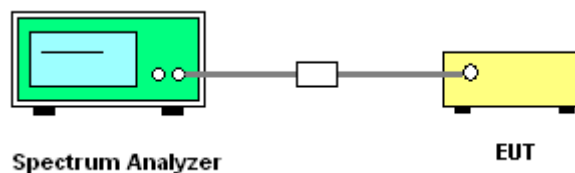
3.1.2 Measuring Instruments

The measuring equipment is listed in the section 4 of this test report.

3.1.3 Test Procedures

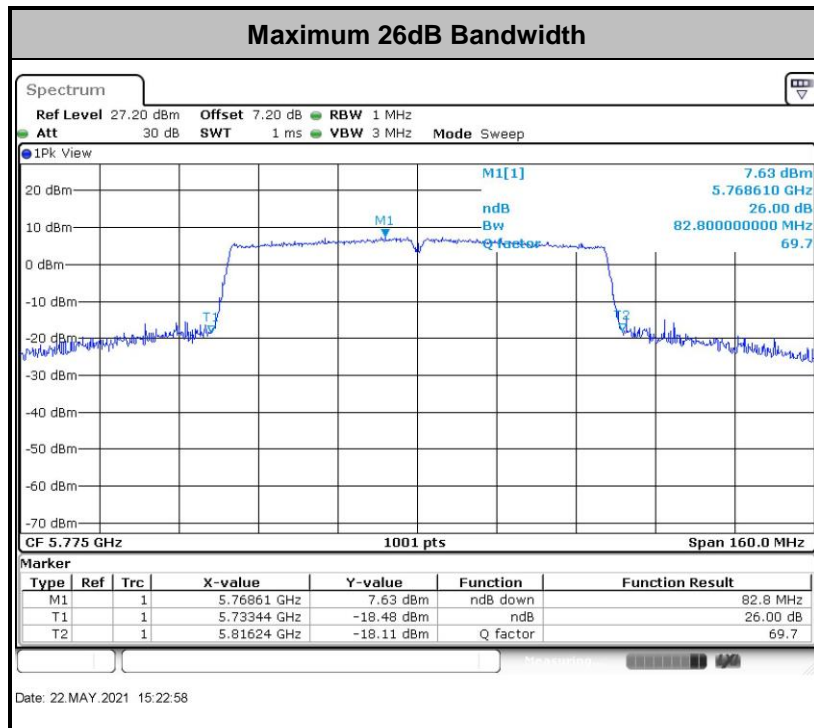
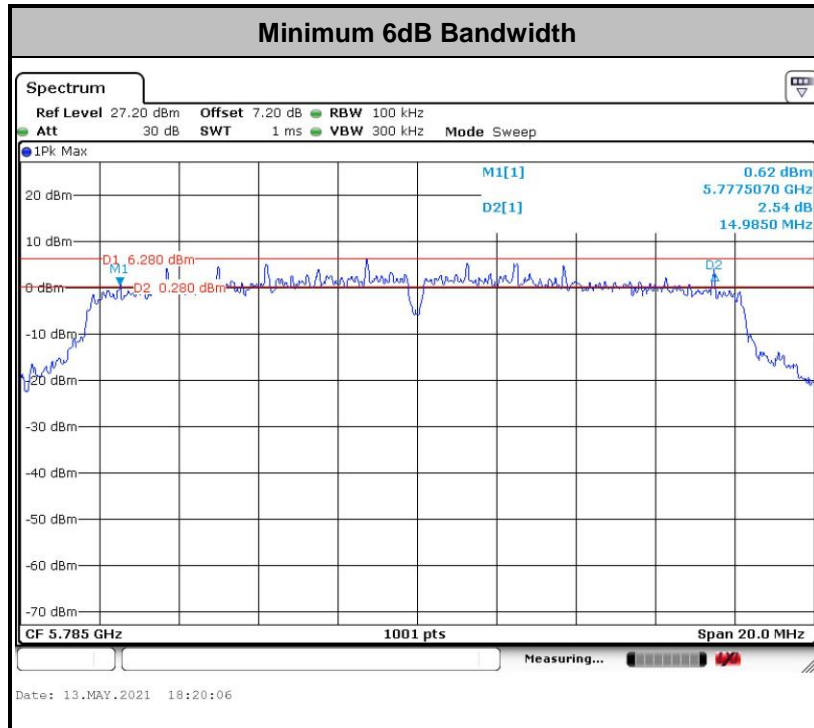
1. The testing follows FCC KDB 789033 D02 General UNII Test Procedures New Rules v02r01. Section C) Emission bandwidth for the band 5.725-5.85GHz
2. Set RBW = 100kHz.
3. Set the VBW $\geq 3 \times$ RBW.
4. Detector = Peak.
5. Trace mode = max hold
6. Measure the maximum width of the emission that is 6 dB down from the peak of the emission.
7. Measure and record the results in the test report.

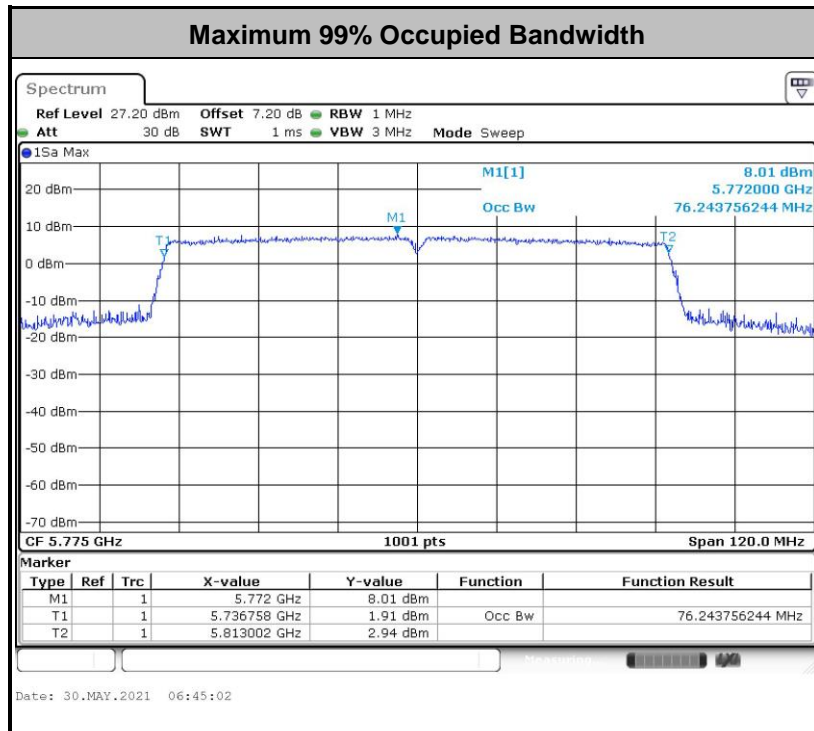
3.1.4 Test Setup



3.1.5 Test Result of 6dB Bandwidth

Please refer to Appendix A.





Note: The occupied channel bandwidth is maintained within the band of operation for all of the modulations.

3.2 Maximum Conducted Output Power Measurement

3.2.1 Limit of Maximum Conducted Output Power

For the band 5.725–5.85 GHz, the maximum conducted output power over the frequency band of operation shall not exceed 1 W.

If transmitting antennas of directional gain greater than 6 dBi are used, the peak output power shall be reduced by the amount in dB that the directional gain of the antenna exceeds 6 dBi.

3.2.2 Measuring Instruments

The measuring equipment is listed in the section 4 of this test report.

3.2.3 Test Procedures

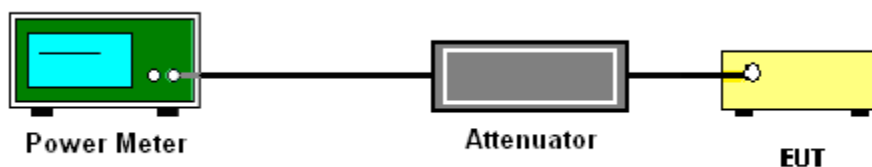
<CDD Modes>

The testing follows Method PM of FCC KDB 789033 D02 General UNII Test Procedures New Rules v02r01.

Method PM (Measurement using an RF average power meter):

1. Measurement is performed using a wideband RF power meter.
2. The EUT is configured to transmit continuously with a consistent duty cycle at its maximum power control level.
3. Measure the average power of the transmitter, and the average power is corrected with duty factor, $10 \log(1/x)$, where x is the duty cycle.

3.2.4 Test Setup



3.2.5 Test Result of Maximum Conducted Output Power

Please refer to Appendix A.



3.3 Power Spectral Density Measurement

3.3.1 Limit of Power Spectral Density

For the band 5.725–5.85 GHz, the maximum power spectral density shall not exceed 30 dBm in any 500-kHz band.

If transmitting antennas of directional gain greater than 6 dBi are used, the peak output power shall be reduced by the amount in dB that the directional gain of the antenna exceeds 6 dBi.

3.3.2 Measuring Instruments

The measuring equipment is listed in the section 4 of this test report.

3.3.3 Test Procedures

The testing follows FCC KDB 789033 D02 General UNII Test Procedures New Rules v02r01. Section F) Maximum power spectral density.

<CDD Modes>

Method SA-2

(trace averaging across on and off times of the EUT transmissions, followed by duty cycle correction).

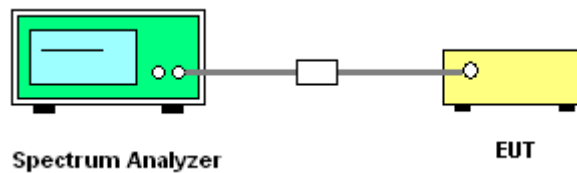
- Measure the duty cycle.
- Set span to encompass the entire emission bandwidth (EBW) of the signal.
- Set RBW = 300 kHz.
- Set VBW \geq 1 MHz.
- Number of points in sweep \geq 2 Span / RBW.
- Sweep time = auto.
- Detector = RMS
- Trace average at least 100 traces in power averaging mode.
- Add $10 \log(500\text{kHz}/\text{RBW})$ to the test result.
- Add $10 \log(1/x)$, where x is the duty cycle, to the measured power in order to compute the average power during the actual transmission times. For example, add $10 \log(1/0.25) = 6$ dB if the duty cycle is 25 percent.

1. The RF output of EUT was connected to the spectrum analyzer by a low loss cable.
2. Each plot has already offset with cable loss, and attenuator loss. Measure the PPSD and record it.
3. For MIMO mode, calculation method follows FCC KDB 662911 D01 Multiple Transmitter Output v02r01.

Method (c): Measure and add $10 \log(N_{ANT})$ dB.

With this technique, spectrum measurements are performed at each output of the device, but rather than summing the spectra or the spectral peaks across the outputs, the quantity $10 \log(N_{ANT})$ dB is added to each spectrum value before comparing to the emission limit. The addition of $10 \log(N_{ANT})$ dB serves to apportion the emission limit among the N_{ANT} outputs so that each output is permitted to contribute no more than $1/N_{ANT}^{\text{th}}$ of the PSD limit.

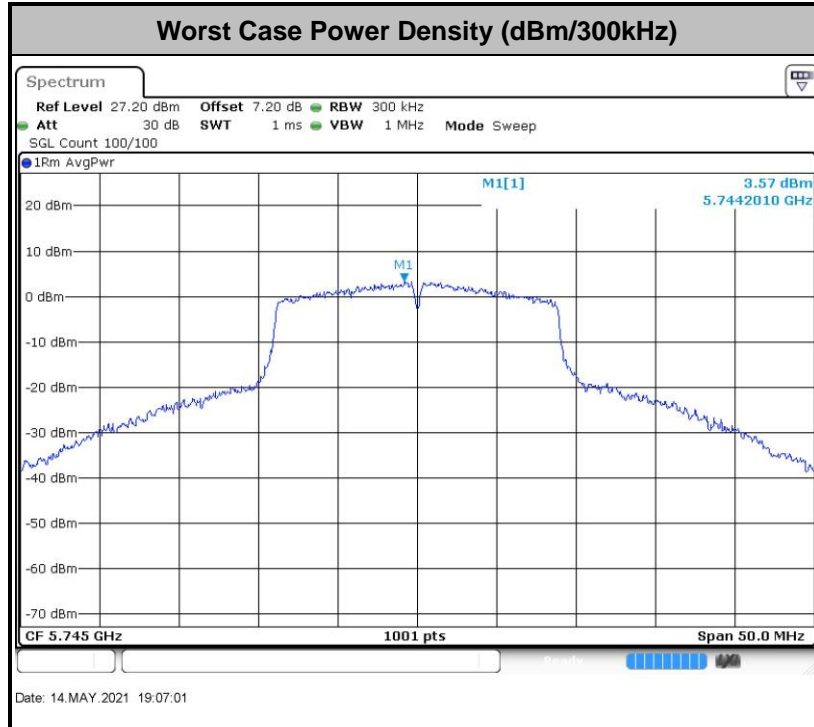
3.3.4 Test Setup





3.3.5 Test Result of Power Spectral Density

Please refer to Appendix A.





3.4 Unwanted Emissions Measurement

This section is to measure unwanted emissions through radiated measurement for band edge spurious emissions and out of band emissions measurement.

3.4.1 Limit of Unwanted Emissions

- (1) For transmitters operating in the 5.725-5.85 GHz band:
 15.407(b)(4)(i) All emissions shall be limited to a level of -27 dBm/MHz at 75 MHz or more above or below the band edge increasing linearly to 10 dBm/MHz at 25 MHz above or below the band edge, and from 25 MHz above or below the band edge increasing linearly to a level of 15.6 dBm/MHz at 5 MHz above or below the band edge, and from 5 MHz above or below the band edge increasing linearly to a level of 27 dBm/MHz at the band edge.
- (2) Unwanted spurious emissions fallen in restricted bands shall comply with the general field strength limits as below table,

Frequency (MHz)	Field Strength (microvolts/meter)	Measurement Distance (meters)
0.009 – 0.490	2400/F(kHz)	300
0.490 – 1.705	24000/F(kHz)	30
1.705 – 30.0	30	30
30 – 88	100	3
88 – 216	150	3
216 - 960	200	3
Above 960	500	3



EIRP (dBm)	Field Strength at 3m (dBμV/m)
- 27	68.3

Note: The following formula is used to convert the EIRP to field strength.

$$EIRP = E_{Meas} + 20\log (d_{Meas}) - 104.7$$

where

EIRP is the equivalent isotropically radiated power, in dBm

E_{Meas} is the field strength of the emission at the measurement distance, in dBμV/m

d_{Meas} is the measurement distance, in m

3.4.2 Measuring Instruments

The measuring equipment is listed in the section 4 of this test report.



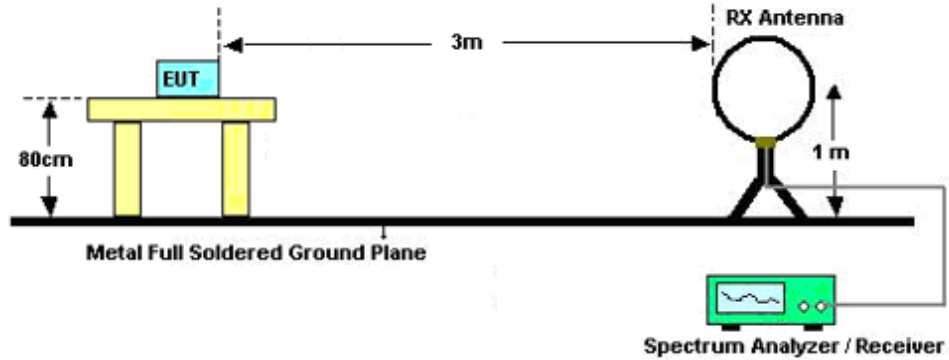
3.4.3 Test Procedures

1. The testing follows FCC KDB 789033 D02 General UNII Test Procedures New Rules v02r01. Section G) Unwanted emissions measurement.
 - (1) Procedure for Unwanted Emissions Measurements Below 1000MHz
 - RBW = 120 kHz
 - VBW = 300 kHz
 - Detector = Peak
 - Trace mode = max hold
 - (2) Procedure for Peak Unwanted Emissions Measurements Above 1000 MHz
 - RBW = 1 MHz
 - VBW \geq 3 MHz
 - Detector = Peak
 - Sweep time = auto
 - Trace mode = max hold
 - (3) Procedures for Average Unwanted Emissions Measurements Above 1000MHz
 - RBW = 1 MHz
 - VBW = 10 Hz, when duty cycle is no less than 98 percent.
 - VBW \geq 1/T, when duty cycle is less than 98 percent where T is the minimum transmission duration over which the transmitter is on and is transmitting at its maximum power control level for the tested mode of operation.
 - Detector = Peak
2. The EUT was placed on a turntable with 0.8 meter for frequency below 1GHz and 1.5 meter for frequency above 1GHz respectively above ground.
3. The EUT was set 3 meters from the interference receiving antenna which was mounted on the top of a variable height antenna tower.
4. The antenna is a broadband antenna and its height is adjusted between one meter and four meters above ground to find the maximum value of the field strength for both horizontal polarization and vertical polarization of the antenna.
5. For each suspected emission, the EUT was arranged to its worst case and then adjust the antenna tower (from 1 m to 4 m) and turntable (from 0 degree to 360 degrees) to find the maximum reading.
6. For testing below 1GHz, if the emission level of the EUT in peak mode was 3 dB lower than the limit specified, then peak values of EUT will be reported, otherwise, the emissions will be repeated one by one using the CISPR quasi-peak method and reported.
7. For testing above 1GHz, the emission level of the EUT in peak mode was 20dB lower than peak limit (that means the emission level in average mode also complies with the limit in average mode), then peak values of EUT will be reported, otherwise, the emissions will be measured in

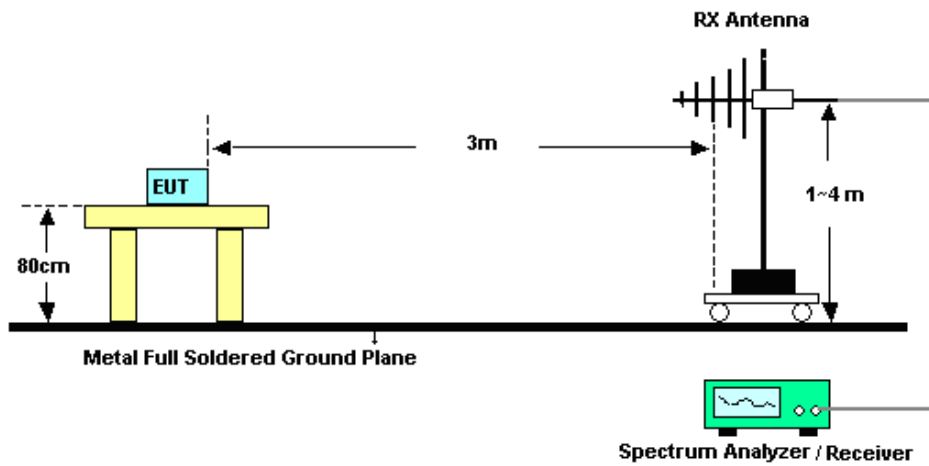
average mode again and reported.

3.4.4 Test Setup

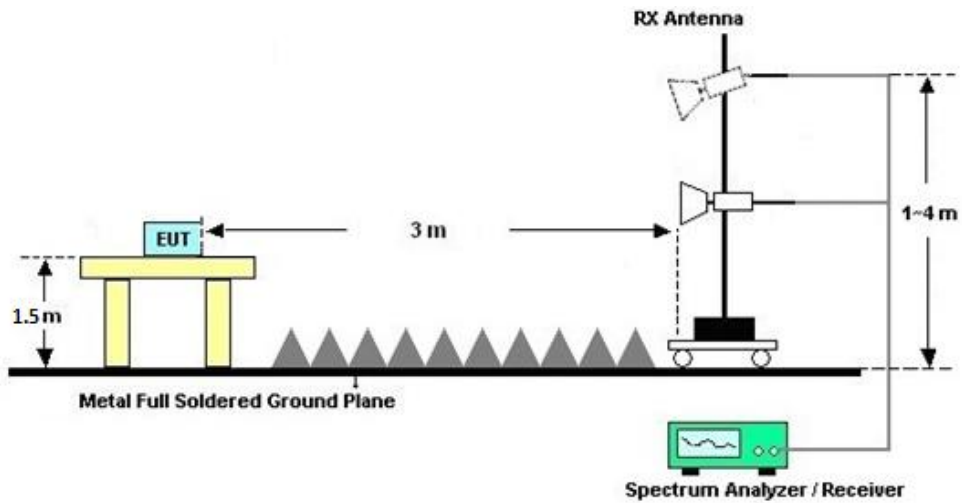
For radiated emissions below 30MHz



For radiated emissions from 30MHz to 1GHz



For radiated emissions above 1GHz



3.4.5 Test Results of Radiated Emissions (9 kHz ~ 30 MHz)

The low frequency, which started from 9 kHz to 30MHz, was pre-scanned and the result which was 20dB lower than the limit line was not reported.

There is a comparison data of both open-field test site and semi-Anechoic chamber, and the result came out very similar.

3.4.6 Test Result of Radiated Band Edges

Please refer to Appendix C & D.

3.4.7 Duty Cycle

Please refer to Appendix E.

3.4.8 Test Result of Unwanted Radiated Emission (30MHz ~ 10th Harmonic or 40GHz, whichever is lower)

Please refer to Appendix C & D.



3.5 AC Conducted Emission Measurement

3.5.1 Limit of AC Conducted Emission

For equipment that is designed to be connected to the public utility (AC) power line, the radio frequency voltage that is conducted back onto the AC power line on any frequency or frequencies within the band 150 kHz to 30 MHz shall not exceed the limits in the following table.

Frequency of emission (MHz)	Conducted limit (dBµV)	
	Quasi-peak	Average
0.15-0.5	66 to 56*	56 to 46*
0.5-5	56	46
5-30	60	50

*Decreases with the logarithm of the frequency.

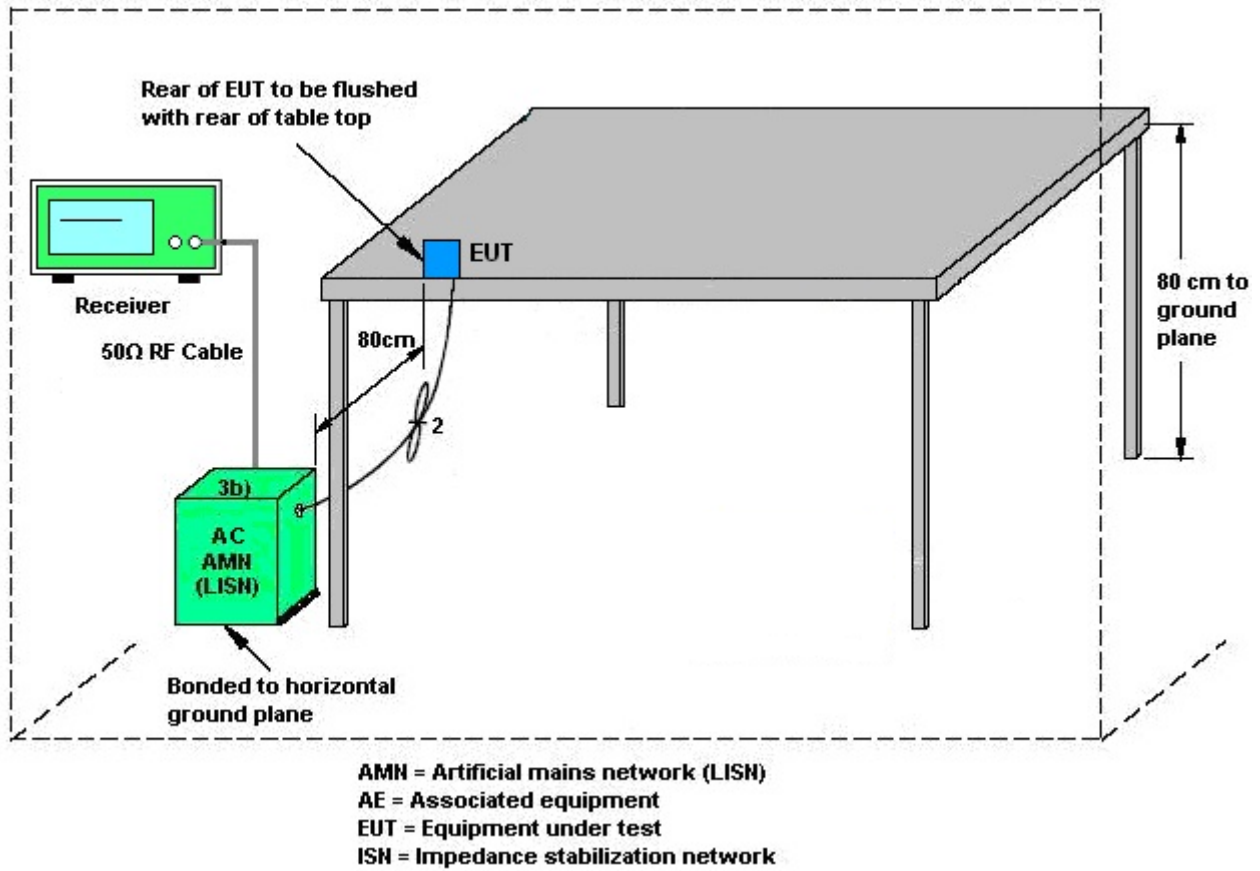
3.5.2 Measuring Instruments

The measuring equipment is listed in the section 4 of this test report.

3.5.3 Test Procedures

1. The EUT was placed 0.4 meter from the conducting wall of the shielding room was kept at least 80 centimeters from any other grounded conducting surface.
2. Connect EUT to the power mains through a line impedance stabilization network (LISN).
3. All the support units are connecting to the other LISN.
4. The LISN provides 50 ohm coupling impedance for the measuring instrument.
5. The FCC states that a 50 ohm, 50 microhenry LISN should be used.
6. Both sides of AC line were checked for maximum conducted interference.
7. The frequency range from 150 kHz to 30 MHz was searched.
8. Set the test-receiver system to Peak Detect Function and specified bandwidth with Maximum Hold Mode.

3.5.4 Test Setup



3.5.5 Test Result of AC Conducted Emission

Please refer to Appendix B.



3.6 Automatically Discontinue Transmission

3.6.1 Limit of Automatically Discontinue Transmission

The device shall automatically discontinue transmission in case of either absence of information to transmit or operational failure. These provisions are not intended to preclude the transmission of control or signaling information or the use of repetitive codes used by certain digital technologies to complete frame or burst intervals. Applicants shall include in their application for equipment authorization to describe how this requirement is met.

3.6.2 Measuring Instruments

The measuring equipment is listed in the section 4 of this test report.

3.6.3 Test Result of Automatically Discontinue Transmission

While the EUT is not transmitting any information, the EUT can automatically discontinue transmission and become standby mode for power saving. The EUT can detect the controlling signal of ACK message transmitting from remote device and verify whether it shall resend or discontinue transmission.



3.7 Antenna Requirements

3.7.1 Standard Applicable

If transmitting antenna directional gain is greater than 6 dBi, both the peak transmit power and the peak power spectral density shall be reduced by the amount in dB that the directional gain of the antenna exceeds 6 dBi.

3.7.2 Antenna Anti-Replacement Construction

An embedded-in antenna design is used.

3.7.3 Antenna Gain

<CDD Modes >

FCC KDB 662911 D01 Multiple Transmitter Output v02r01

For CDD transmissions, directional gain is calculated as

Directional gain = GANT + Array Gain, where Array Gain is as follows.

For power spectral density (PSD) measurements on all devices,

Array Gain = 10 log(NANT/NSS=1) dB.

For power measurements on IEEE 802.11 devices,

Array Gain = 0 dB (i.e., no array gain) for NANT ≤ 4.

Directional gain may be calculated by using the formulas applicable to equal gain antennas with GANT set equal to the gain of the antenna having the highest gain;

The EUT supports CDD mode.

For power, the directional gain GANT is set equal to the antenna having the highest gain, i.e., F)2)f)i).

For PSD, the directional gain calculation is following F)2)f)ii) of KDB 662911 D01 v02r01.

The power and PSD limit should be modified if the directional gain of EUT is over 6 dBi,

The directional gain "DG" is calculated as following table.

	Ant. 1 (dBi)	Ant. 2 (dBi)	DG for Power (dBi)	DG for PSD (dBi)	Power Limit Reduction (dB)	PSD Limit Reduction (dB)
Band IV	3.40	5.30	5.30	7.41	0.00	1.41

Power Limit Reduction = DG(Power) – 6dBi, (min = 0)

PSD Limit Reduction = DG(PSD) – 6dBi, (min = 0)



4 List of Measuring Equipment

Instrument	Manufacturer	Model No.	Serial No.	Characteristics	Calibration Date	Test Date	Due Date	Remark
Spectrum Analyzer	R&S	FSV40	101040	10Hz~40GHz	Nov. 01, 2020	May 13, 2021~ May 30, 2021	Oct. 31, 2021	Conducted (TH01-KS)
Pulse Power Sensor	Anritsu	MA2411B	0917070	300MHz~40GHz	Jan. 07, 2021	May 13, 2021~ May 30, 2021	Jan. 06, 2022	Conducted (TH01-KS)
Power Meter	Anritsu	ML2495A	1005002	50MHz Bandwidth	Jan. 07, 2021	May 13, 2021~ May 30, 2021	Jan. 06, 2022	Conducted (TH01-KS)
EMI Test Receiver	Keysight	N9038A	MY56400004	3Hz~8.5GHz;Max 30dBm	Oct. 17, 2020	May 01, 2021	Oct. 16, 2021	Radiation (03CH06-KS)
EXA Spectrum Analyzer	Keysight	N9010A	MY55150208	10Hz~44GHz	Apr. 12, 2021	May 01, 2021	Apr. 11, 2022	Radiation (03CH06-KS)
Loop Antenna	R&S	HFH2-Z2	100321	9kHz~30MHz	Nov. 01, 2020	May 01, 2021	Oct. 31, 2021	Radiation (03CH06-KS)
Bilog Antenna	TeseQ	CBL6111D	49921	30MHz~1GHz	May 29, 2020	May 01, 2021	May 28, 2021	Radiation (03CH06-KS)
Double Ridge Horn Antenna	ETS-Lindgren	3117	00218652	1GHz~18GHz	Apr. 25, 2021	May 01, 2021	Apr. 24, 2022	Radiation (03CH06-KS)
SHF-EHF Horn	Com-power	AH-840	101115	18GHz~40GHz	Nov. 10, 2020	May 01, 2021	Nov. 09, 2021	Radiation (03CH06-KS)
Amplifier	SONOMA	310N	187289	9KHz ~1GHZ	Apr. 12, 2021	May 01, 2021	Apr. 11, 2022	Radiation (03CH06-KS)
Amplifier	MITEQ	EM18G40GGA	060728	18~40GHz	Jan. 06, 2021	May 01, 2021	Jan. 05, 2022	Radiation (03CH06-KS)
high gain Amplifier	MITEQ	AMF-7D-00101800-30-10P	2025788	1Ghz-18Ghz	Jan. 06, 2021	May 01, 2021	Jan. 05, 2022	Radiation (03CH06-KS)
Amplifier	Keysight	83017A	MY53270203	500MHz~26.5GHz	Apr. 13, 2021	May 01, 2021	Apr. 12, 2022	Radiation (03CH06-KS)
AC Power Source	Chroma	61601	F104090004	N/A	NCR	May 01, 2021	NCR	Radiation (03CH06-KS)
Turn Table	ChamPro	EM 1000-T	060762-T	0~360 degree	NCR	May 01, 2021	NCR	Radiation (03CH06-KS)
Antenna Mast	ChamPro	EM 1000-A	060762-A	1 m~4 m	NCR	May 01, 2021	NCR	Radiation (03CH06-KS)
EMI Receiver	R&S	ESCI7	100768	9kHz~7GHz;	Apr. 21, 2021	May 06, 2021	Apr. 20, 2022	Conduction (CO01-KS)
AC LISN (for auxiliary equipment)	MessTec	AN3016	060103	9kHz~30MHz	Oct. 17, 2020	May 06, 2021	Oct. 16, 2021	Conduction (CO01-KS)
AC LISN	MessTec	AN3016	060105	9kHz~30MHz	Apr. 13, 2021	May 06, 2021	Apr. 12, 2022	Conduction (CO01-KS)
AC Power Source	Chroma	61602	ABP000000811	AC 0V~300V, 45Hz~1000Hz	Oct. 17, 2020	May 06, 2021	Oct. 16, 2021	Conduction (CO01-KS)

NCR: No Calibration Required



5 Uncertainty of Evaluation

The measurement uncertainties shown below were calculated in accordance with the requirements of ANSI 63.10-2013. All the measurement uncertainty value were shown with a coverage K=2 to indicate 95% level of confidence. The measurement data show herein meets or exceeds the CISPR measurement uncertainty values specified in CISPR 16-4-2 and can be compared directly to specified limit to determine compliance.

Uncertainty of Conducted Emission Measurement (150kHz ~ 30MHz)

Measuring Uncertainty for a Level of Confidence of 95% (U = 2Uc(y))	2.94dB
---	--------

Uncertainty of Radiated Emission Measurement (30 MHz ~ 1000 MHz)

Measuring Uncertainty for a Level of Confidence of 95% (U = 2Uc(y))	5.0dB
---	-------

Uncertainty of Radiated Emission Measurement (1000 MHz ~ 18000 MHz)

Measuring Uncertainty for a Level of Confidence of 95% (U = 2Uc(y))	5.0dB
---	-------

Uncertainty of Radiated Emission Measurement (18000 MHz ~ 40000 MHz)

Measuring Uncertainty for a Level of Confidence of 95% (U = 2Uc(y))	5.0dB
---	-------



Appendix A. Conducted Test Results

Test Engineer:	HeYong	Temperature:	21~25	°C
Test Date:	2021/5/13~2021/5/30	Relative Humidity:	51~54	%

TEST RESULTS DATA
6dB and 26dB EBW and 99% OBW

U-NII-3													
Mod.	Data Rate	Ntx	CH.	Freq. (MHz)	99% Bandwidth (MHz)		26dB Bandwidth (MHz)		6 dB Bandwidth (MHz)		6 dB Bandwidth Min. Limit (MHz)		Pass/Fail
					Ant 1	Ant 2	Ant 1	Ant 2	Ant 1	Ant 2	Ant 1	Ant 2	
11a	6Mbps	2	149	5745	17.53	17.53	24.63	25.77	15.33	15.11	0.5		Pass
11a	6Mbps	2	157	5785	17.93	17.63	25.57	26.17	14.99	15.13	0.5		Pass
11a	6Mbps	2	165	5825	17.93	18.03	24.08	26.52	15.05	15.13	0.5		Pass
HT20	MCS0	2	149	5745	19.43	20.93	33.02	34.67	15.13	15.68	0.5		Pass
HT20	MCS0	2	157	5785	23.58	21.28	35.66	33.47	15.13	15.72	0.5		Pass
HT20	MCS0	2	165	5825	21.68	21.38	34.22	35.51	15.05	15.11	0.5		Pass
HT40	MCS0	2	151	5755	42.16	42.36	72.74	68.51	35.09	33.17	0.5		Pass
HT40	MCS0	2	159	5795	42.96	44.56	72.74	73.55	35.09	33.81	0.5		Pass
VHT20	MCS0	2	149	5745	19.43	19.03	32.57	31.12	15.10	15.10	0.5		Pass
VHT20	MCS0	2	157	5785	19.98	19.18	34.27	33.12	15.10	15.66	0.5		Pass
VHT20	MCS0	2	165	5825	19.13	19.23	30.02	32.22	15.10	15.10	0.5		Pass
VHT40	MCS0	2	151	5755	49.05	47.35	78.94	76.15	35.01	35.08	0.5		Pass
VHT40	MCS0	2	159	5795	51.25	51.25	80.56	78.94	35.08	35.08	0.5		Pass
VHT80	MCS0	2	155	5775	76.24	76.12	82.16	82.80	76.56	76.48	0.5		Pass

TEST RESULTS DATA
Average Power Table

U-NII-3														
Mod.	Data Rate	NTX	CH.	Freq. (MHz)	Duty Factor (dB)		Average Conducted Power (dBm)			FCC Conducted Power Limit (dBm)		DG (dBi)		Pass/Fail
					Ant 1	Ant 2	Ant 1	Ant 2	SUM	Ant 1	Ant 2	Ant 1	Ant 2	
11a	6Mbps	2	149	5745	0.00	0.00	16.52	16.47	19.51	30.00	30.00	5.30	Pass	
11a	6Mbps	2	157	5785	0.00	0.00	16.61	16.46	19.55	30.00	30.00	5.30	Pass	
11a	6Mbps	2	165	5825	0.00	0.00	17.36	17.16	20.27	30.00	30.00	5.30	Pass	
HT20	MCS0	2	149	5745	0.00	0.00	18.38	18.06	21.23	30.00	30.00	5.30	Pass	
HT20	MCS0	2	157	5785	0.00	0.00	18.29	18.01	21.16	30.00	30.00	5.30	Pass	
HT20	MCS0	2	165	5825	0.00	0.00	18.26	17.96	21.12	30.00	30.00	5.30	Pass	
HT40	MCS0	2	151	5755	0.00	0.00	18.91	18.23	21.59	30.00	30.00	5.30	Pass	
HT40	MCS0	2	159	5795	0.00	0.00	18.79	18.44	21.63	30.00	30.00	5.30	Pass	
VHT20	MCS0	2	149	5745	0.00	0.00	18.26	17.92	21.10	30.00	30.00	5.30	Pass	
VHT20	MCS0	2	157	5785	0.00	0.00	18.22	17.89	21.07	30.00	30.00	5.30	Pass	
VHT20	MCS0	2	165	5825	0.00	0.00	18.14	17.75	20.96	30.00	30.00	5.30	Pass	
VHT40	MCS0	2	151	5755	0.00	0.00	18.82	18.13	21.50	30.00	30.00	5.30	Pass	
VHT40	MCS0	2	159	5795	0.00	0.00	18.63	18.26	21.46	30.00	30.00	5.30	Pass	
VHT80	MCS0	2	155	5775	0.00	0.00	16.97	16.22	19.62	30.00	30.00	5.30	Pass	

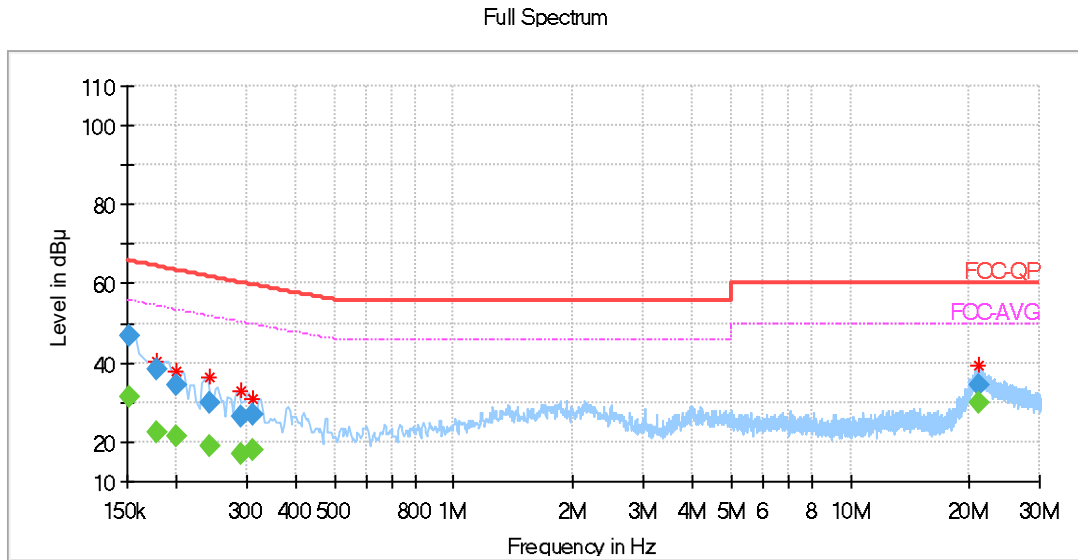
TEST RESULTS DATA
Power Spectral Density

U-NII-3																
Mod.	Data Rate	NTX	CH.	Freq. (MHz)	Duty Factor (dB)		10log (500kHz /RBW) Factor (dB)		Average Power Density (dBm/500kHz)			Average PSD Limit (dBm/500kHz)		DG (dBi)		Pass /Fail
					Ant 1	Ant 2	Ant 1	Ant 2	Ant 1	Ant 2	SUM	Ant 1	Ant 2	Ant 1	Ant 2	
11a	6Mbps	2	149	5745	0.00	0.00	2.22					7.36	28.59	7.41		Pass
11a	6Mbps	2	157	5785	0.00	0.00	2.22					7.16	28.59	7.41		Pass
11a	6Mbps	2	165	5825	0.00	0.00	2.22					7.82	28.59	7.41		Pass
HT20	MCS0	2	149	5745	0.00	0.00	2.22					8.85	28.59	7.41		Pass
HT20	MCS0	2	157	5785	0.00	0.00	2.22					8.43	28.59	7.41		Pass
HT20	MCS0	2	165	5825	0.00	0.00	2.22					8.62	28.59	7.41		Pass
HT40	MCS0	2	151	5755	0.00	0.00	2.22					5.39	28.59	7.41		Pass
HT40	MCS0	2	159	5795	0.00	0.00	2.22					5.38	28.59	7.41		Pass
VHT20	MCS0	2	149	5745	0.00	0.00	2.22					8.04	28.59	7.41		Pass
VHT20	MCS0	2	157	5785	0.00	0.00	2.22					7.73	28.59	7.41		Pass
VHT20	MCS0	2	165	5825	0.00	0.00	2.22					7.81	28.59	7.41		Pass
VHT40	MCS0	2	151	5755	0.00	0.00	2.22					5.10	28.59	7.41		Pass
VHT40	MCS0	2	159	5795	0.00	0.00	2.22					5.13	28.59	7.41		Pass
VHT80	MCS0	2	155	5775	0.00	0.00	2.22					-0.53	28.59	7.41		Pass



Appendix B. AC Conducted Emission Test Results

Test Engineer :	Amos Zhang	Temperature :	25.3~26.2°C
		Relative Humidity :	38~40%
Test Voltage :	120Vac / 60Hz	Phase :	Line
Remark :	All emissions not reported here are more than 10 dB below the prescribed limit.		

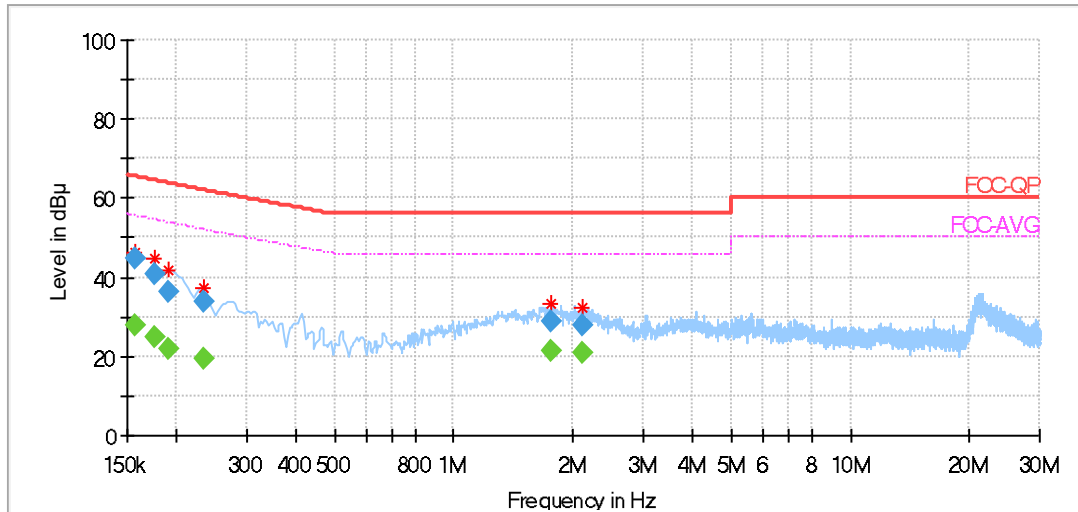


Frequency (MHz)	Quasi Peak (dBuV)	Average (dBuV)	Limit (dBuV)	Margin (dB)	Line	Filter	Corr. (dB)
0.152250	---	31.26	55.86	24.60	L1	OFF	20.1
0.152250	46.78	---	65.87	19.09	L1	OFF	20.1
0.178312	---	22.60	54.44	31.84	L1	OFF	20.0
0.178312	38.41	---	64.46	26.05	L1	OFF	20.0
0.199219	---	21.26	53.46	32.21	L1	OFF	20.0
0.199219	34.33	---	63.49	29.16	L1	OFF	20.0
0.242569	---	18.74	51.77	33.03	L1	OFF	19.9
0.242569	29.84	---	61.81	31.97	L1	OFF	19.9
0.291075	---	16.74	50.25	33.51	L1	OFF	19.9
0.291075	26.40	---	60.29	33.89	L1	OFF	19.9
0.312638	---	18.20	49.67	31.47	L1	OFF	19.9
0.312638	27.07	---	59.71	32.64	L1	OFF	19.9
21.048731	---	29.67	50.00	20.33	L1	OFF	20.2
21.048731	34.35	---	60.00	25.65	L1	OFF	20.2



Test Engineer :	Amos Zhang	Temperature :	25.3~26.2°C
		Relative Humidity :	38~40%
Test Voltage :	120Vac / 60Hz	Phase :	Neutral
Remark :	All emissions not reported here are more than 10 dB below the prescribed limit.		

Full Spectrum



Frequency (MHz)	Quasi Peak (dBuV)	Average (dBuV)	Limit (dBuV)	Margin (dB)	Line	Filter	Corr. (dB)
0.156694	---	27.93	55.60	27.67	N	OFF	20.2
0.156694	44.98	---	65.61	20.63	N	OFF	20.2
0.176888	---	24.95	54.51	29.56	N	OFF	20.2
0.176888	40.81	---	64.53	23.72	N	OFF	20.2
0.191044	---	21.90	53.83	31.94	N	OFF	20.2
0.191044	36.20	---	63.86	27.65	N	OFF	20.2
0.234338	---	19.63	52.06	32.43	N	OFF	20.1
0.234338	33.85	---	62.10	28.25	N	OFF	20.1
1.760628	---	21.44	46.00	24.56	N	OFF	19.8
1.760628	28.92	---	56.00	27.08	N	OFF	19.8
2.116250	---	20.83	46.00	25.17	N	OFF	19.8
2.116250	27.86	---	56.00	28.14	N	OFF	19.8



Appendix C. Radiated Spurious Emission

Band UNII 3 - 5725~5850MHz
WIFI 802.11a (Band Edge @ 3m)

WIFI Ant.	Note	Frequency	Level	Over Limit	Limit Line	Read Level	Antenna Factor	Path Loss	Preamp Factor	Ant Pos	Table Pos	Peak Avg.	Pol.
1+2		(MHz)	(dBμV/m)	(dB)	(dBμV/m)	(dBμV)	(dB/m)	(dB)	(dB)	(cm)	(deg)	(P/A)	(H/V)
802.11a CH 149 5745MHz		5636.8	56.75	-11.55	68.3	41.29	35.59	12.54	32.67	123	338	P	H
		5699.6	58.87	-46.14	105.01	43.3	35.67	12.6	32.7	123	338	P	H
		5717.6	71.01	-39.22	110.23	55.38	35.7	12.65	32.72	123	338	P	H
		5724.4	80.77	-40.16	120.93	65.12	35.72	12.65	32.72	123	338	P	H
		5746	113.36	-	-	97.67	35.75	12.67	32.73	123	338	P	H
		5746	108.04	-	-	92.35	35.75	12.67	32.73	123	338	A	H
		5636.4	55.5	-12.8	68.3	40.23	35.4	12.54	32.67	118	58	P	V
		5699.2	57.12	-47.59	104.71	41.87	35.35	12.6	32.7	118	58	P	V
		5720	67.33	-43.57	110.9	52.08	35.32	12.65	32.72	118	58	P	V
		5724.8	72.89	-48.95	121.84	57.64	35.32	12.65	32.72	118	58	P	V
		5740	109.41	-	-	94.16	35.31	12.67	32.73	118	58	P	V
		5740	104.32	-	-	89.07	35.31	12.67	32.73	118	58	A	V



WIFI Ant. 1+2	Note	Frequency (MHz)	Level (dBμV/m)	Over Limit (dB)	Limit Line (dBμV/m)	Read Level (dBμV)	Antenna Factor (dB/m)	Path Loss (dB)	Preamp Factor (dB)	Ant Pos (cm)	Table Pos (deg)	Peak Avg. (P/A)	Pol. (H/V)
802.11a CH 157 5785MHz		5629.6	56.52	-11.78	68.3	41.08	35.59	12.51	32.66	123	337	P	H
		5693.6	58.45	-42.13	100.58	42.88	35.67	12.6	32.7	123	337	P	H
		5718.8	57.37	-53.19	110.56	41.74	35.7	12.65	32.72	123	337	P	H
		5723.6	57.18	-61.93	119.11	41.53	35.72	12.65	32.72	123	337	P	H
		5852	56.93	-60.81	117.74	41.05	35.9	12.79	32.81	123	337	P	H
		5858	56.9	-53.16	110.06	41	35.9	12.81	32.81	123	337	P	H
		5895.2	58.22	-32.09	90.31	42.33	35.89	12.84	32.84	123	337	P	H
		5964.8	57.63	-10.67	68.3	41.71	35.89	12.91	32.88	123	337	P	H
		5788	114.95	-	-	99.17	35.8	12.74	32.76	123	337	P	H
		5788	108.48	-	-	92.7	35.8	12.74	32.76	123	337	A	H
		5646.8	55.21	-13.09	68.3	39.94	35.4	12.54	32.67	116	59	P	V
		5658.8	56.18	-18.66	74.84	40.93	35.38	12.56	32.69	116	59	P	V
		5702	56.19	-49.67	105.86	40.92	35.34	12.63	32.7	116	59	P	V
		5721.2	55.85	-57.79	113.64	40.6	35.32	12.65	32.72	116	59	P	V
		5854.8	55.77	-55.59	111.36	40.57	35.2	12.81	32.81	116	59	P	V
		5855.8	55.77	-54.91	110.68	40.57	35.2	12.81	32.81	116	59	P	V
		5882.4	56.08	-43.72	99.8	40.88	35.2	12.82	32.82	116	59	P	V
		5942	55.11	-13.19	68.3	39.87	35.22	12.89	32.87	116	59	P	V
		5788	110.89	-	-	95.65	35.26	12.74	32.76	116	59	P	V
	5788	104.64	-	-	89.4	35.26	12.74	32.76	116	59	A	V	



WiFi Ant. 1+2	Note	Frequency (MHz)	Level (dBμV/m)	Over Limit (dB)	Limit Line (dBμV/m)	Read Level (dBμV)	Antenna Factor (dB/m)	Path Loss (dB)	Preamp Factor (dB)	Ant Pos (cm)	Table Pos (deg)	Peak Avg. (P/A)	Pol. (H/V)
802.11a CH 165 5825MHz		5850	75.78	-46.52	122.3	59.9	35.9	12.79	32.81	125	333	P	H
		5860	69.81	-39.69	109.5	53.91	35.9	12.81	32.81	125	333	P	H
		5888	59.11	-36.54	95.65	43.19	35.9	12.84	32.82	125	333	P	H
		5936.8	57.61	-10.69	68.3	41.7	35.89	12.87	32.85	125	333	P	H
		5824	115.04	-	-	99.21	35.85	12.77	32.79	125	333	P	H
		5824	109.03	-	-	93.2	35.85	12.77	32.79	125	333	A	H
		5850	70.62	-51.68	122.3	55.42	35.22	12.79	32.81	112	61	P	V
		5856.8	65.64	-44.76	110.4	50.44	35.2	12.81	32.81	112	61	P	V
		5900	56.37	-30.39	86.76	41.16	35.21	12.84	32.84	112	61	P	V
		5934	56.09	-12.21	68.3	40.85	35.22	12.87	32.85	112	61	P	V
		5824	111.4	-	-	96.19	35.23	12.77	32.79	112	61	P	V
		5824	105.45	-	-	90.24	35.23	12.77	32.79	112	61	A	V
Remark	<ol style="list-style-type: none"> No other spurious found. All results are PASS against Peak and Average limit line. 												



Band UNII 3 5725~5850MHz

WIFI 802.11a (Harmonic @ 3m)

WIFI Ant. 1+2	Note	Frequency (MHz)	Level (dBμV/m)	Over Limit (dB)	Limit Line (dBμV/m)	Read Level (dBμV)	Antenna Factor (dB/m)	Path Loss (dB)	Preamp Factor (dB)	Ant Pos (cm)	Table Pos (deg)	Peak Avg. (P/A)	Pol. (H/V)
802.11a CH 149 5745MHz		11490	46.59	-27.41	74	50.71	39.19	19	62.31	300	0	P	H
		11490	45.5	-28.5	74	50.22	38.59	19	62.31	100	360	P	V
802.11a CH 157 5785MHz		11570	46.02	-27.98	74	49.72	39.42	19.07	62.19	300	0	P	H
		11570	44.93	-29.07	74	49.37	38.68	19.07	62.19	100	360	P	V
802.11a CH 165 5825MHz		11650	47	-27	74	50.34	39.64	19.12	62.1	300	0	P	H
		11650	45.54	-28.46	74	49.75	38.77	19.12	62.1	100	360	P	V
Remark	1. No other spurious found. 2. All results are PASS against Peak and Average limit line.												



Band UNII 3 5725~5850MHz
WIFI 802.11n HT20 (Band Edge @ 3m)

Table with 14 columns: WIFI Ant. 1+2, Note, Frequency (MHz), Level (dBµV/m), Over Limit (dB), Limit Line (dBµV/m), Read Level (dBµV), Antenna Factor (dB/m), Path Loss (dB), Preamp Factor (dB), Ant Pos (cm), Table Pos (deg), Peak Avg. (P/A), Pol. (H/V). Rows include data for 802.11n HT20 and CH 149 5745MHz.



WIFI Ant. 1+2	Note	Frequency (MHz)	Level (dBμV/m)	Over Limit (dB)	Limit Line (dBμV/m)	Read Level (dBμV)	Antenna Factor (dB/m)	Path Loss (dB)	Preamp Factor (dB)	Ant Pos (cm)	Table Pos (deg)	Peak Avg. (P/A)	Pol. (H/V)
802.11n HT20 CH 157 5785MHz		5640	57.46	-10.84	68.3	41.99	35.6	12.54	32.67	128	335	P	H
		5688.4	56.82	-39.92	96.74	41.27	35.65	12.6	32.7	128	335	P	H
		5718.4	56.87	-53.58	110.45	41.24	35.7	12.65	32.72	128	335	P	H
		5722.8	58.88	-58.4	117.28	43.23	35.72	12.65	32.72	128	335	P	H
		5854.8	56.61	-54.75	111.36	40.71	35.9	12.81	32.81	128	335	P	H
		5874	57.15	-48.43	105.58	41.25	35.9	12.82	32.82	128	335	P	H
		5884.4	56.49	-41.83	98.32	40.59	35.9	12.82	32.82	128	335	P	H
		5963.2	56.53	-11.77	68.3	40.6	35.89	12.91	32.87	128	335	P	H
		5788	115.51	-	-	99.73	35.8	12.74	32.76	128	335	P	H
		5788	108.77	-	-	92.99	35.8	12.74	32.76	128	335	A	H
		5634	55.14	-13.16	68.3	39.86	35.4	12.54	32.66	121	59	P	V
		5669.2	55.66	-26.89	82.55	40.4	35.37	12.58	32.69	121	59	P	V
		5716.8	55.66	-54.35	110.01	40.41	35.34	12.63	32.72	121	59	P	V
		5722	55.68	-59.78	115.46	40.43	35.32	12.65	32.72	121	59	P	V
		5854.4	55.53	-56.74	112.27	40.33	35.2	12.81	32.81	121	59	P	V
		5864.8	55.22	-52.93	108.15	40.02	35.2	12.81	32.81	121	59	P	V
		5921.2	55.36	-15.74	71.1	40.14	35.21	12.86	32.85	121	59	P	V
		5925.6	55.28	-13.02	68.3	40.04	35.22	12.87	32.85	121	59	P	V
		5782	112.6	-	-	97.36	35.28	12.72	32.76	121	59	P	V
	5782	105.4	-	-	90.16	35.28	12.72	32.76	121	59	A	V	



WiFi Ant. 1+2	Note	Frequency (MHz)	Level (dBμV/m)	Over Limit (dB)	Limit Line (dBμV/m)	Read Level (dBμV)	Antenna Factor (dB/m)	Path Loss (dB)	Preamp Factor (dB)	Ant Pos (cm)	Table Pos (deg)	Peak Avg. (P/A)	Pol. (H/V)
802.11n HT20 CH 165 5825MHz		5850.4	77.32	-44.07	121.39	61.44	35.9	12.79	32.81	125	333	P	H
		5855.8	72.69	-37.99	110.68	56.79	35.9	12.81	32.81	125	333	P	H
		5874.8	60.68	-44.68	105.36	44.78	35.9	12.82	32.82	125	333	P	H
		5935.2	57.97	-10.33	68.3	42.06	35.89	12.87	32.85	125	333	P	H
		5824	115.45	-	-	99.62	35.85	12.77	32.79	125	333	P	H
		5824	108.49	-	-	92.66	35.85	12.77	32.79	125	333	A	H
		5851.6	73.21	-45.44	118.65	58.01	35.22	12.79	32.81	100	63	P	V
		5857.6	68.37	-41.8	110.17	53.17	35.2	12.81	32.81	100	63	P	V
		5878.8	58.27	-44.21	102.48	43.07	35.2	12.82	32.82	100	63	P	V
		5927.6	56.37	-11.93	68.3	41.13	35.22	12.87	32.85	100	63	P	V
		5830	112.97	-	-	97.76	35.23	12.77	32.79	100	63	P	V
		5830	112.97	-	-	97.76	35.23	12.77	32.79	100	63	A	V
Remark	<ol style="list-style-type: none"> No other spurious found. All results are PASS against Peak and Average limit line. 												



Band UNII 3 5725~5850MHz
WIFI 802.11n HT20 (Harmonic @ 3m)

WIFI Ant. 1+2	Note	Frequency (MHz)	Level (dBμV/m)	Over Limit (dB)	Limit Line (dBμV/m)	Read Level (dBμV)	Antenna Factor (dB/m)	Path Loss (dB)	Preamp Factor (dB)	Ant Pos (cm)	Table Pos (deg)	Peak Avg. (P/A)	Pol. (H/V)
802.11n HT20		11490	47.14	-26.86	74	51.26	39.19	19	62.31	300	0	P	H
CH 149 5745MHz		11490	45.4	-28.6	74	50.12	38.59	19	62.31	100	360	P	V
802.11n HT20		11570	46.84	-27.16	74	50.54	39.42	19.07	62.19	300	0	P	H
CH 157 5785MHz		11570	44.83	-29.17	74	49.27	38.68	19.07	62.19	100	360	P	V
802.11n HT20		11650	47.01	-26.99	74	50.35	39.64	19.12	62.1	300	0	P	H
CH 165 5825MHz		11650	44.87	-29.13	74	49.08	38.77	19.12	62.1	100	360	P	V
Remark	1. No other spurious found. 2. All results are PASS against Peak and Average limit line.												



Band UNII 3 5725~5850MHz
WIFI 802.11n HT40 (Band Edge @ 3m)

Table with 14 columns: WIFI Ant. 1+2, Note, Frequency (MHz), Level (dBµV/m), Over Limit (dB), Limit Line (dBµV/m), Read Level (dBµV), Antenna Factor (dB/m), Path Loss (dB), Preamp Factor (dB), Ant Pos (cm), Table Pos (deg), Peak Avg. (P/A), Pol. (H/V). Rows include frequencies from 5644.8 to 5758 MHz.



WIFI Ant. 1+2	Note	Frequency (MHz)	Level (dBμV/m)	Over Limit (dB)	Limit Line (dBμV/m)	Read Level (dBμV)	Antenna Factor (dB/m)	Path Loss (dB)	Preamp Factor (dB)	Ant Pos (cm)	Table Pos (deg)	Peak Avg. (P/A)	Pol. (H/V)
802.11n HT40 CH 159 5795MHz		5648.4	56.17	-12.13	68.3	40.7	35.6	12.54	32.67	126	337	P	H
		5698.8	63.26	-41.16	104.42	47.69	35.67	12.6	32.7	126	337	P	H
		5717.6	66.93	-43.3	110.23	51.3	35.7	12.65	32.72	126	337	P	H
		5724.8	69.29	-52.55	121.84	53.64	35.72	12.65	32.72	126	337	P	H
		5852	73.98	-43.76	117.74	58.1	35.9	12.79	32.81	126	337	P	H
		5855.6	71.9	-38.83	110.73	56	35.9	12.81	32.81	126	337	P	H
		5879.6	67.97	-33.91	101.88	52.07	35.9	12.82	32.82	126	337	P	H
		5926	56.96	-11.34	68.3	41.05	35.89	12.87	32.85	126	337	P	H
		5800	113.66	-	-	97.87	35.83	12.74	32.78	126	337	P	H
		5800	106.12	-	-	90.33	35.83	12.74	32.78	126	337	A	H
		5644	56.13	-12.17	68.3	40.86	35.4	12.54	32.67	118	130	P	V
		5698	59.96	-43.87	103.83	44.71	35.35	12.6	32.7	118	130	P	V
		5716.4	61.63	-48.26	109.89	46.38	35.34	12.63	32.72	118	130	P	V
		5722.4	63.53	-52.84	116.37	48.28	35.32	12.65	32.72	118	130	P	V
		5853.6	69.27	-44.82	114.09	54.07	35.2	12.81	32.81	118	130	P	V
		5855.8	66.18	-44.5	110.68	50.98	35.2	12.81	32.81	118	130	P	V
		5880	59.68	-41.91	101.59	44.48	35.2	12.82	32.82	118	130	P	V
		5958.8	55.87	-12.43	68.3	40.61	35.22	12.91	32.87	118	130	P	V
	5788	109.89	-	-	94.65	35.26	12.74	32.76	118	130	P	V	
	5788	102.15	-	-	86.91	35.26	12.74	32.76	118	130	A	V	
Remark	1. No other spurious found. 2. All results are PASS against Peak and Average limit line.												



**Band UNII 3 5725~5850MHz
WIFI 802.11n HT40 (Harmonic @ 3m)**

WIFI Ant. 1+2	Note	Frequency (MHz)	Level (dBμV/m)	Over Limit (dB)	Limit Line (dBμV/m)	Read Level (dBμV)	Antenna Factor (dB/m)	Path Loss (dB)	Preamp Factor (dB)	Ant Pos (cm)	Table Pos (deg)	Peak Avg. (P/A)	Pol. (H/V)
802.11n HT40		11510	45.18	-28.82	74	49.26	39.2	19.01	62.29	300	0	P	H
CH 151 5755MHz		11510	43.64	-30.36	74	48.32	38.6	19.01	62.29	100	360	P	V
802.11n HT40		11590	46.38	-27.62	74	49.99	39.48	19.08	62.17	300	0	P	H
CH 159 5795MHz		11590	44.67	-29.33	74	49.06	38.7	19.08	62.17	100	360	P	V
Remark	1. No other spurious found. 2. All results are PASS against Peak and Average limit line.												



WIFI 802.11ac VHT20 (Band Edge @ 3m)

WIFI Ant. 1+2	Note	Frequency (MHz)	Level (dBμV/m)	Over Limit (dB)	Limit Line (dBμV/m)	Read Level (dBμV)	Antenna Factor (dB/m)	Path Loss (dB)	Preamp Factor (dB)	Ant Pos (cm)	Table Pos (deg)	Peak Avg. (P/A)	Pol. (H/V)
802.11ac VHT20 CH 149 5745MHz		5624	56.96	-11.34	68.3	41.52	35.59	12.51	32.66	196	339	P	H
		5694	64.66	-36.22	100.88	49.09	35.67	12.6	32.7	196	339	P	H
		5718	78.88	-31.46	110.34	63.25	35.7	12.65	32.72	196	339	P	H
		5724.8	85.25	-36.59	121.84	69.6	35.72	12.65	32.72	196	339	P	H
		5752	115.77	-	-	100.06	35.75	12.69	32.73	196	339	P	H
		5752	109.89	-	-	94.18	35.75	12.69	32.73	196	339	A	H
		5632.4	56.27	-12.03	68.3	41.04	35.38	12.51	32.66	100	65	P	V
		5698.8	62.74	-41.68	104.42	47.49	35.35	12.6	32.7	100	65	P	V
		5718.8	72.56	-38	110.56	57.31	35.32	12.65	32.72	100	65	P	V
		5722.8	81.12	-36.16	117.28	65.87	35.32	12.65	32.72	100	65	P	V
		5740	112.86	-	-	97.61	35.31	12.67	32.73	100	65	P	V
	5740	106.15	-	-	90.9	35.31	12.67	32.73	100	65	A	V	



WIFI Ant. 1+2	Note	Frequency (MHz)	Level (dBμV/m)	Over Limit (dB)	Limit Line (dBμV/m)	Read Level (dBμV)	Antenna Factor (dB/m)	Path Loss (dB)	Preamp Factor (dB)	Ant Pos (cm)	Table Pos (deg)	Peak Avg. (P/A)	Pol. (H/V)
802.11ac VHT20 CH 157 5785MHz		5611.6	57.14	-11.16	68.3	41.73	35.58	12.49	32.66	203	334	P	H
		5698.8	57.94	-46.48	104.42	42.37	35.67	12.6	32.7	203	334	P	H
		5713.6	59.09	-50.02	109.11	43.48	35.7	12.63	32.72	203	334	P	H
		5722.4	59.58	-56.79	116.37	43.95	35.7	12.65	32.72	203	334	P	H
		5850	59.32	-62.98	122.3	43.44	35.9	12.79	32.81	203	334	P	H
		5858	57.96	-52.1	110.06	42.06	35.9	12.81	32.81	203	334	P	H
		5916.4	58.11	-16.53	74.64	42.2	35.89	12.86	32.84	203	334	P	H
		5941.2	57.66	-10.64	68.3	41.75	35.89	12.89	32.87	203	334	P	H
		5782	117.24	-	-	101.48	35.8	12.72	32.76	203	334	P	H
		5782	110.7	-	-	94.94	35.8	12.72	32.76	203	334	A	H
		5623.2	56.05	-12.25	68.3	40.82	35.38	12.51	32.66	100	122	P	V
		5661.6	55.8	-21.11	76.91	40.55	35.38	12.56	32.69	100	122	P	V
		5718.4	56.12	-54.33	110.45	40.87	35.32	12.65	32.72	100	122	P	V
		5723.2	57.42	-60.78	118.2	42.17	35.32	12.65	32.72	100	122	P	V
		5850.4	55.81	-65.58	121.39	40.61	35.22	12.79	32.81	100	122	P	V
		5859.6	55.63	-53.98	109.61	40.43	35.2	12.81	32.81	100	122	P	V
		5877.2	56.65	-47.02	103.67	41.45	35.2	12.82	32.82	100	122	P	V
		5938.4	55.78	-12.52	68.3	40.54	35.22	12.87	32.85	100	122	P	V
	5782	113.77	-	-	98.53	35.28	12.72	32.76	100	122	P	V	
	5782	106.57	-	-	91.33	35.28	12.72	32.76	100	122	A	V	



WIFI Ant. 1+2	Note	Frequency (MHz)	Level (dBμV/m)	Over Limit (dB)	Limit Line (dBμV/m)	Read Level (dBμV)	Antenna Factor (dB/m)	Path Loss (dB)	Preamp Factor (dB)	Ant Pos (cm)	Table Pos (deg)	Peak Avg. (P/A)	Pol. (H/V)
802.11ac VHT20 CH 165 5825MHz		5850	81.43	-40.87	122.3	65.55	35.9	12.79	32.81	201	333	P	H
		5855.1	77.46	-33.41	110.87	61.56	35.9	12.81	32.81	201	333	P	H
		5879.6	62.46	-39.42	101.88	46.56	35.9	12.82	32.82	201	333	P	H
		5943.6	57.77	-10.53	68.3	41.86	35.89	12.89	32.87	201	333	P	H
		5830	117.26	-	-	101.4	35.88	12.77	32.79	201	333	P	H
		5830	110.45	-	-	94.59	35.88	12.77	32.79	201	333	A	H
		5850	75.82	-46.48	122.3	60.62	35.22	12.79	32.81	100	61	P	V
		5855.1	69.95	-40.92	110.87	54.75	35.2	12.81	32.81	100	61	P	V
		5880	58.49	-43.1	101.59	43.29	35.2	12.82	32.82	100	61	P	V
		5927.6	57.78	-10.52	68.3	42.54	35.22	12.87	32.85	100	61	P	V
Remark	1. No other spurious found.												
	2. All results are PASS against Peak and Average limit line.												



Band UNII 3 5725~5850MHz
WIFI 802.11ac VHT20 (Harmonic @ 3m)

Table with 14 columns: WIFI Ant. 1+2, Note, Frequency (MHz), Level (dBµV/m), Over Limit (dB), Limit Line (dBµV/m), Read Level (dBµV), Antenna Factor (dB/m), Path Loss (dB), Preamp Factor (dB), Ant Pos (cm), Table Pos (deg), Peak Avg. (P/A), Pol. (H/V). Rows include test results for channels 149, 157, and 165.

Remark
1. No other spurious found.
2. All results are PASS against Peak and Average limit line.



Band UNII 3 5725~5850MHz
WIFI 802.11ac VHT40 (Band Edge @ 3m)

WIFI Ant. 1+2	Note	Frequency (MHz)	Level (dBμV/m)	Over Limit (dB)	Limit Line (dBμV/m)	Read Level (dBμV)	Antenna Factor (dB/m)	Path Loss (dB)	Preamp Factor (dB)	Ant Pos (cm)	Table Pos (deg)	Peak Avg. (P/A)	Pol. (H/V)
802.11ac VHT40 CH 151 5755MHz		5648	62.75	-5.55	68.3	47.28	35.6	12.54	32.67	113	334	P	H
		5698.4	78.32	-25.8	104.12	62.75	35.67	12.6	32.7	113	334	P	H
		5716.8	92.23	-17.78	110.01	76.62	35.7	12.63	32.72	113	334	P	H
		5723.2	92.46	-25.74	118.2	76.81	35.72	12.65	32.72	113	334	P	H
		5851.6	65.75	-52.9	118.65	49.87	35.9	12.79	32.81	113	334	P	H
		5868.8	64.94	-42.09	107.03	49.04	35.9	12.81	32.81	113	334	P	H
		5878	61.25	-41.82	103.07	45.35	35.9	12.82	32.82	113	334	P	H
		5927.2	58.03	-10.27	68.3	42.12	35.89	12.87	32.85	113	334	P	H
		5758	114.82	-	-	99.1	35.78	12.69	32.75	113	334	P	H
		5758	107.66	-	-	91.94	35.78	12.69	32.75	113	334	A	H
		5645.2	60.64	-7.66	68.3	45.37	35.4	12.54	32.67	100	60	P	V
		5700	74.22	-31.08	105.3	58.97	35.35	12.6	32.7	100	60	P	V
		5719.2	88.35	-22.33	110.68	73.1	35.32	12.65	32.72	100	60	P	V
		5722.8	88.88	-28.4	117.28	73.63	35.32	12.65	32.72	100	60	P	V
		5850.4	59.55	-61.84	121.39	44.35	35.22	12.79	32.81	100	60	P	V
		5855.6	58.33	-52.4	110.73	43.13	35.2	12.81	32.81	100	60	P	V
		5876.8	57.05	-46.91	103.96	41.85	35.2	12.82	32.82	100	60	P	V
		5963.6	57.37	-10.93	68.3	42.11	35.22	12.91	32.87	100	60	P	V
		5752	111.05	-	-	95.8	35.29	12.69	32.73	100	60	P	V
	5752	103.37	-	-	88.12	35.29	12.69	32.73	100	60	A	V	



WIFI Ant. 1+2	Note	Frequency (MHz)	Level (dBμV/m)	Over Limit (dB)	Limit Line (dBμV/m)	Read Level (dBμV)	Antenna Factor (dB/m)	Path Loss (dB)	Preamp Factor (dB)	Ant Pos (cm)	Table Pos (deg)	Peak Avg. (P/A)	Pol. (H/V)
802.11ac VHT40 CH 159 5795MHz		5643.6	57.29	-11.01	68.3	41.82	35.6	12.54	32.67	126	333	P	H
		5690.8	65.32	-33.2	98.52	49.75	35.67	12.6	32.7	126	333	P	H
		5718.4	71.94	-38.51	110.45	56.31	35.7	12.65	32.72	126	333	P	H
		5724.4	71.51	-49.42	120.93	55.86	35.72	12.65	32.72	126	333	P	H
		5851.6	76.98	-41.67	118.65	61.1	35.9	12.79	32.81	126	333	P	H
		5855.2	75.21	-35.63	110.84	59.31	35.9	12.81	32.81	126	333	P	H
		5879.2	70.01	-32.17	102.18	54.11	35.9	12.82	32.82	126	333	P	H
		5932.8	60.23	-8.07	68.3	44.32	35.89	12.87	32.85	126	333	P	H
		5794	115.67	-	-	99.86	35.83	12.74	32.76	126	333	P	H
		5794	107.62	-	-	91.81	35.83	12.74	32.76	126	333	A	H
		5624	57.1	-11.2	68.3	41.87	35.38	12.51	32.66	106	52	P	V
		5699.6	62.89	-42.12	105.01	47.64	35.35	12.6	32.7	106	52	P	V
		5720	65	-45.9	110.9	49.75	35.32	12.65	32.72	106	52	P	V
		5720.4	69.43	-42.38	111.81	54.18	35.32	12.65	32.72	106	52	P	V
		5850.4	71.07	-50.32	121.39	55.87	35.22	12.79	32.81	106	52	P	V
		5855.2	70.09	-40.75	110.84	54.89	35.2	12.81	32.81	106	52	P	V
		5876.8	63.02	-40.94	103.96	47.82	35.2	12.82	32.82	106	52	P	V
		5966	56.49	-11.81	68.3	41.24	35.22	12.91	32.88	106	52	P	V
	5794	110.27	-	-	95.03	35.26	12.74	32.76	106	52	P	V	
	5794	103.19	-	-	87.95	35.26	12.74	32.76	106	52	A	V	
Remark	1. No other spurious found. 2. All results are PASS against Peak and Average limit line.												



Band UNII 3 5725~5850MHz
WIFI 802.11ac40 (Harmonic @ 3m)

WIFI Ant. 1+2	Note	Frequency (MHz)	Level (dBμV/m)	Over Limit (dB)	Limit Line (dBμV/m)	Read Level (dBμV)	Antenna Factor (dB/m)	Path Loss (dB)	Preamp Factor (dB)	Ant Pos (cm)	Table Pos (deg)	Peak Avg. (P/A)	Pol. (H/V)
802.11ac VHT40 CH 151 5755MHz		11509.5	48.32	-25.68	74	50.6	39.2	19.01	60.49	300	0	P	H
802.11ac VHT40 CH 159 5795MHz		11589.58	48.99	-25.01	74	50.97	39.48	19.08	60.54	300	0	P	H
802.11ac VHT40 CH 151 5755MHz		11509.5	46.73	-27.27	74	49.61	38.6	19.01	60.49	100	360	P	V
802.11ac VHT40 CH 159 5795MHz		11589.58	48.34	-25.66	74	51.1	38.7	19.08	60.54	100	360	P	V
Remark	1. No other spurious found. 2. All results are PASS against Peak and Average limit line.												



Band UNII 3 5725~5850MHz
WIFI 802.11ac VHT80 (Band Edge @ 3m)

Table with 14 columns: WIFI Ant. 1+2, Note, Frequency (MHz), Level (dBµV/m), Over Limit (dB), Limit Line (dBµV/m), Read Level (dBµV), Antenna Factor (dB/m), Path Loss (dB), Preamp Factor (dB), Ant Pos (cm), Table Pos (deg), Peak Avg. (P/A), Pol. (H/V). Rows include frequencies from 5650 to 5926.8 MHz and 5776 MHz.

Remark
1. No other spurious found.
2. All results are PASS against Peak and Average limit line.



Band UNII 3 5725~5850MHz
WIFI 802.11ac VHT80 (Harmonic @ 3m)

Table with 14 columns: WIFI Ant. 1+2, Note, Frequency (MHz), Level (dBµV/m), Over Limit (dB), Limit Line (dBµV/m), Read Level (dBµV), Antenna Factor (dB/m), Path Loss (dB), Preamp Factor (dB), Ant Pos (cm), Table Pos (deg), Peak Avg. (P/A), Pol. (H/V). It contains two rows of test data and a 'Remark' section with two points.



**Emission below 1GHz
5GHz WIFI 802.11ac VHT80 (LF)**

WIFI Ant.	Note	Frequency	Level	Over Limit	Limit Line	Read Level	Antenna Factor	Path Loss	Preamp Factor	Ant Pos	Table Pos	Peak Avg.	Pol.
1+2		(MHz)	(dBμV/m)	(dB)	(dBμV/m)	(dBμV)	(dB/m)	(dB)	(dB)	(cm)	(deg)	(P/A)	(H/V)
5GHz 802.11ac VHT80 LF		111.48	24.34	-19.16	43.5	38.46	17.04	1.72	32.88	-	-	P	H
		143.49	27.1	-16.4	43.5	41.39	16.59	1.93	32.81	102	79	P	H
		239.52	26.37	-19.63	46	39.1	17.87	2.5	33.1	-	-	P	H
		359.8	27.83	-18.17	46	36.86	20.77	3.08	32.88	-	-	P	H
		797.27	28.67	-17.33	46	30.5	26.09	4.59	32.51	-	-	P	H
		954.41	29.42	-16.58	46	29.54	27.13	5.03	32.28	-	-	P	H
		30	29.34	-10.66	40	35.96	25.5	0.58	32.7	-	-	P	V
		120.21	32.82	-10.68	43.5	46.04	17.86	1.78	32.86	-	-	P	V
		214.3	24.88	-18.62	43.5	38.42	17.19	2.37	33.1	-	-	P	V
		359.8	40.46	-5.54	46	48.61	21.65	3.08	32.88	203	96	P	V
		412.18	30.99	-15.01	46	37.53	22.93	3.31	32.78	-	-	P	V
	831.22	35.98	-10.02	46	36.75	27.09	4.7	32.56	-	-	P	V	
Remark	1. No other spurious found. 2. All results are PASS against limit line.												



Note symbol

*	Fundamental Frequency which can be ignored. However, the level of any unwanted emissions shall not exceed the level of the fundamental frequency.
!	Test result is over limit line.
P/A	Peak or Average
H/V	Horizontal or Vertical



A calculation example for radiated spurious emission is shown as below:

WIFI	Note	Frequency	Level	Over	Limit	Read	Antenna	Path	Preamp	Ant	Table	Peak	Pol.
Ant.				Limit	Line	Level	Factor	Loss	Factor	Pos	Pos	Avg.	
1		(MHz)	(dBμV/m)	(dB)	(dBμV/m)	(dBμV)	(dB/m)	(dB)	(dB)	(cm)	(deg)	(P/A)	(H/V)
802.11b		2390	55.45	-18.55	74	54.51	32.22	4.58	35.86	103	308	P	H
CH 01													
2412MHz		2390	43.54	-10.46	54	42.6	32.22	4.58	35.86	103	308	A	H

1. Path Loss(dB) = Cable loss(dB) + Filter loss(dB) + Attenuator loss(dB)
2. Level(dBμV/m) = Antenna Factor(dB/m) + Path Loss(dB) + Read Level(dBμV) - Preamp Factor(dB)
3. Over Limit(dB) = Level(dBμV/m) – Limit Line(dBμV/m)

For Peak Limit @ 2390MHz:

1. Level(dBμV/m)
= Antenna Factor(dB/m) + Path Loss(dB) + Read Level(dBμV) - Preamp Factor(dB)
= 32.22(dB/m) + 4.58(dB) + 54.51(dBμV) – 35.86 (dB)
= 55.45 (dBμV/m)
2. Over Limit(dB)
= Level(dBμV/m) – Limit Line(dBμV/m)
= 55.45(dBμV/m) – 74(dBμV/m)
= -18.55(dB)

For Average Limit @ 2390MHz:

1. Level(dBμV/m)
= Antenna Factor(dB/m) + Path Loss(dB) + Read Level(dBμV) - Preamp Factor(dB)
= 32.22(dB/m) + 4.58(dB) + 42.6(dBμV) – 35.86 (dB)
= 43.54 (dBμV/m)
2. Over Limit(dB) = Level(dBμV/m) – Limit Line(dBμV/m)
= 43.54(dBμV/m) – 54(dBμV/m)
= -10.46(dB)

Both peak and average measured complies with the limit line, so test result is “PASS”.



Appendix D. Radiated Spurious Emission Plots

Note symbol

-L	Low channel location
-R	High channel location



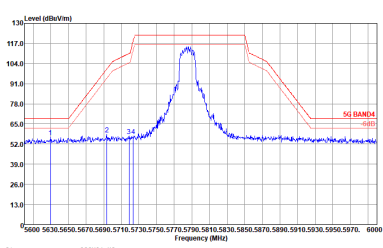
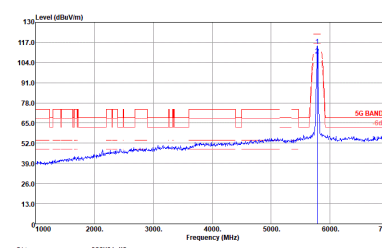
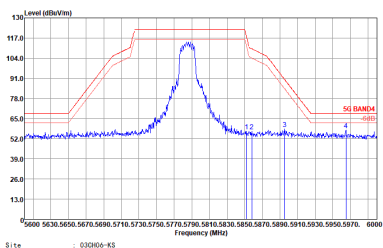
Band UNII 3 - 5725~5850MHz
WIFI 802.11a (Band Edge @ 3m)

WIFI	Band UNII 3 5725~5850MHz Band Edge @ 3m																																																																																																															
ANT	802.11a CH149 5745MHz																																																																																																															
1+2	Horizontal	Fundamental																																																																																																														
Peak	<p>Site : 032004-KS Condition : 5G BAND4 3m 3117 SW 79957 HORIZ20NTAL RBW 1000.000kHz VBW 3000.000kHz SFT Auto</p> <table border="1"> <thead> <tr> <th>Freq</th> <th>Level</th> <th>Over</th> <th>Limit</th> <th>ReadAntenna</th> <th>Cable</th> <th>Preamp</th> <th>A/Pos</th> <th>T/Pos</th> <th>Remark</th> <th>Poi/Phas</th> </tr> <tr> <th>MHz</th> <th>dBuV/m</th> <th>dB</th> <th>dBuV/m</th> <th>dBuV</th> <th>dB/m</th> <th>dB</th> <th>dB</th> <th>cm</th> <th>deg</th> <th></th> </tr> </thead> <tbody> <tr> <td>1</td> <td>5636.80</td> <td>56.76</td> <td>-11.65</td> <td>68.30</td> <td>41.29</td> <td>35.69</td> <td>12.54</td> <td>33.07</td> <td>123</td> <td>338 Peak</td> </tr> <tr> <td>2</td> <td>5699.60</td> <td>58.87</td> <td>-46.14</td> <td>100.01</td> <td>43.39</td> <td>35.07</td> <td>12.60</td> <td>32.70</td> <td>123</td> <td>338 Peak</td> </tr> <tr> <td>3</td> <td>5717.40</td> <td>71.51</td> <td>-39.21</td> <td>110.33</td> <td>55.38</td> <td>35.70</td> <td>12.68</td> <td>32.72</td> <td>123</td> <td>338 Peak</td> </tr> <tr> <td>4</td> <td>5724.40</td> <td>80.77</td> <td>-40.16</td> <td>120.93</td> <td>65.12</td> <td>35.72</td> <td>12.65</td> <td>32.72</td> <td>123</td> <td>338 Peak</td> </tr> </tbody> </table>	Freq	Level	Over	Limit	ReadAntenna	Cable	Preamp	A/Pos	T/Pos	Remark	Poi/Phas	MHz	dBuV/m	dB	dBuV/m	dBuV	dB/m	dB	dB	cm	deg		1	5636.80	56.76	-11.65	68.30	41.29	35.69	12.54	33.07	123	338 Peak	2	5699.60	58.87	-46.14	100.01	43.39	35.07	12.60	32.70	123	338 Peak	3	5717.40	71.51	-39.21	110.33	55.38	35.70	12.68	32.72	123	338 Peak	4	5724.40	80.77	-40.16	120.93	65.12	35.72	12.65	32.72	123	338 Peak	<p>Site : 032004-KS Condition : 5G BAND4 3m 3117 SW 79957 HORIZ20NTAL RBW 1000.000kHz VBW 3000.000kHz SFT Auto</p> <table border="1"> <thead> <tr> <th>Freq</th> <th>Level</th> <th>Over</th> <th>Limit</th> <th>ReadAntenna</th> <th>Cable</th> <th>Preamp</th> <th>A/Pos</th> <th>T/Pos</th> <th>Remark</th> <th>Poi/Phas</th> </tr> <tr> <th>MHz</th> <th>dBuV/m</th> <th>dB</th> <th>dBuV/m</th> <th>dBuV</th> <th>dB/m</th> <th>dB</th> <th>dB</th> <th>cm</th> <th>deg</th> <th></th> </tr> </thead> <tbody> <tr> <td>1</td> <td>5746.00</td> <td>113.26</td> <td>-----</td> <td>97.67</td> <td>36.76</td> <td>12.67</td> <td>32.73</td> <td>123</td> <td>338 Peak</td> <td>HORIZ20NT</td> </tr> <tr> <td>2</td> <td>5746.00</td> <td>108.04</td> <td>-----</td> <td>92.35</td> <td>35.73</td> <td>12.67</td> <td>32.73</td> <td>123</td> <td>338 Average</td> <td>HORIZ20NT</td> </tr> </tbody> </table>	Freq	Level	Over	Limit	ReadAntenna	Cable	Preamp	A/Pos	T/Pos	Remark	Poi/Phas	MHz	dBuV/m	dB	dBuV/m	dBuV	dB/m	dB	dB	cm	deg		1	5746.00	113.26	-----	97.67	36.76	12.67	32.73	123	338 Peak	HORIZ20NT	2	5746.00	108.04	-----	92.35	35.73	12.67	32.73	123	338 Average	HORIZ20NT
Freq	Level	Over	Limit	ReadAntenna	Cable	Preamp	A/Pos	T/Pos	Remark	Poi/Phas																																																																																																						
MHz	dBuV/m	dB	dBuV/m	dBuV	dB/m	dB	dB	cm	deg																																																																																																							
1	5636.80	56.76	-11.65	68.30	41.29	35.69	12.54	33.07	123	338 Peak																																																																																																						
2	5699.60	58.87	-46.14	100.01	43.39	35.07	12.60	32.70	123	338 Peak																																																																																																						
3	5717.40	71.51	-39.21	110.33	55.38	35.70	12.68	32.72	123	338 Peak																																																																																																						
4	5724.40	80.77	-40.16	120.93	65.12	35.72	12.65	32.72	123	338 Peak																																																																																																						
Freq	Level	Over	Limit	ReadAntenna	Cable	Preamp	A/Pos	T/Pos	Remark	Poi/Phas																																																																																																						
MHz	dBuV/m	dB	dBuV/m	dBuV	dB/m	dB	dB	cm	deg																																																																																																							
1	5746.00	113.26	-----	97.67	36.76	12.67	32.73	123	338 Peak	HORIZ20NT																																																																																																						
2	5746.00	108.04	-----	92.35	35.73	12.67	32.73	123	338 Average	HORIZ20NT																																																																																																						



WIFI	Band UNII 3 5725~5850MHz Band Edge @ 3m																																																																																																																							
ANT	802.11a CH149 5745MHz																																																																																																																							
1+2	Vertical	Fundamental																																																																																																																						
Peak	<p>Site : 032606-K5 Condition : SB BAND4 Ch 3117 ON 709CF VERTICAL RBW:1000.000kHz VBW:3000.000kHz SMT:Auto</p> <table border="1"> <thead> <tr> <th>Peak</th> <th>Freq</th> <th>Level</th> <th>Over</th> <th>Limit</th> <th>ReadAntenna</th> <th>Cable</th> <th>Preamp</th> <th>A/Pos</th> <th>T/Pos</th> <th>Remark</th> <th>Pol/Phas</th> </tr> <tr> <th></th> <th>MHz</th> <th>dBm/100m</th> <th>dB</th> <th>dBm/100m</th> <th>dBm</th> <th>dB</th> <th>dB</th> <th>dB</th> <th>dB</th> <th>dB</th> <th>dB</th> </tr> </thead> <tbody> <tr> <td>1</td> <td>5636.40</td> <td>55.50</td> <td>-13.40</td> <td>48.30</td> <td>40.22</td> <td>35.40</td> <td>13.54</td> <td>32.67</td> <td>118</td> <td>SB Peak</td> <td>VERTICAL</td> </tr> <tr> <td>2</td> <td>5699.20</td> <td>57.12</td> <td>-47.59</td> <td>104.71</td> <td>41.87</td> <td>33.35</td> <td>12.60</td> <td>33.70</td> <td>118</td> <td>SB Peak</td> <td>VERTICAL</td> </tr> <tr> <td>3</td> <td>5720.00</td> <td>67.33</td> <td>-43.67</td> <td>115.92</td> <td>52.08</td> <td>33.32</td> <td>13.60</td> <td>32.72</td> <td>118</td> <td>SB Peak</td> <td>VERTICAL</td> </tr> <tr> <td>4</td> <td>5724.80</td> <td>72.89</td> <td>-48.95</td> <td>121.84</td> <td>57.64</td> <td>33.32</td> <td>12.65</td> <td>32.72</td> <td>118</td> <td>SB Peak</td> <td>VERTICAL</td> </tr> </tbody> </table>	Peak	Freq	Level	Over	Limit	ReadAntenna	Cable	Preamp	A/Pos	T/Pos	Remark	Pol/Phas		MHz	dBm/100m	dB	dBm/100m	dBm	dB	dB	dB	dB	dB	dB	1	5636.40	55.50	-13.40	48.30	40.22	35.40	13.54	32.67	118	SB Peak	VERTICAL	2	5699.20	57.12	-47.59	104.71	41.87	33.35	12.60	33.70	118	SB Peak	VERTICAL	3	5720.00	67.33	-43.67	115.92	52.08	33.32	13.60	32.72	118	SB Peak	VERTICAL	4	5724.80	72.89	-48.95	121.84	57.64	33.32	12.65	32.72	118	SB Peak	VERTICAL	<p>Site : 032606-K5 Condition : SB BAND4 Ch 3117 ON 709CF VERTICAL RBW:1000.000kHz VBW:3000.000kHz SMT:Auto</p> <table border="1"> <thead> <tr> <th>Peak</th> <th>Freq</th> <th>Level</th> <th>Over</th> <th>Limit</th> <th>ReadAntenna</th> <th>Cable</th> <th>Preamp</th> <th>A/Pos</th> <th>T/Pos</th> <th>Remark</th> <th>Pol/Phas</th> </tr> <tr> <th></th> <th>MHz</th> <th>dBm/100m</th> <th>dB</th> <th>dBm/100m</th> <th>dBm</th> <th>dB</th> <th>dB</th> <th>dB</th> <th>dB</th> <th>dB</th> <th>dB</th> </tr> </thead> <tbody> <tr> <td>1</td> <td>5740.00</td> <td>109.41</td> <td>-----</td> <td>84.16</td> <td>35.21</td> <td>12.67</td> <td>32.73</td> <td>118</td> <td>SB Peak</td> <td>VERTICAL</td> </tr> <tr> <td>2</td> <td>5740.00</td> <td>104.22</td> <td>-----</td> <td>89.07</td> <td>35.31</td> <td>12.67</td> <td>32.73</td> <td>118</td> <td>SB Average</td> <td>VERTICAL</td> </tr> </tbody> </table>	Peak	Freq	Level	Over	Limit	ReadAntenna	Cable	Preamp	A/Pos	T/Pos	Remark	Pol/Phas		MHz	dBm/100m	dB	dBm/100m	dBm	dB	dB	dB	dB	dB	dB	1	5740.00	109.41	-----	84.16	35.21	12.67	32.73	118	SB Peak	VERTICAL	2	5740.00	104.22	-----	89.07	35.31	12.67	32.73	118	SB Average	VERTICAL
	Peak	Freq	Level	Over	Limit	ReadAntenna	Cable	Preamp	A/Pos	T/Pos	Remark	Pol/Phas																																																																																																												
	MHz	dBm/100m	dB	dBm/100m	dBm	dB	dB	dB	dB	dB	dB																																																																																																													
1	5636.40	55.50	-13.40	48.30	40.22	35.40	13.54	32.67	118	SB Peak	VERTICAL																																																																																																													
2	5699.20	57.12	-47.59	104.71	41.87	33.35	12.60	33.70	118	SB Peak	VERTICAL																																																																																																													
3	5720.00	67.33	-43.67	115.92	52.08	33.32	13.60	32.72	118	SB Peak	VERTICAL																																																																																																													
4	5724.80	72.89	-48.95	121.84	57.64	33.32	12.65	32.72	118	SB Peak	VERTICAL																																																																																																													
Peak	Freq	Level	Over	Limit	ReadAntenna	Cable	Preamp	A/Pos	T/Pos	Remark	Pol/Phas																																																																																																													
	MHz	dBm/100m	dB	dBm/100m	dBm	dB	dB	dB	dB	dB	dB																																																																																																													
1	5740.00	109.41	-----	84.16	35.21	12.67	32.73	118	SB Peak	VERTICAL																																																																																																														
2	5740.00	104.22	-----	89.07	35.31	12.67	32.73	118	SB Average	VERTICAL																																																																																																														



WIFI	Band UNII 3 5725-5850MHz Band Edge @ 3m																																																																																																																									
ANT	802.11a CH157 5785MHz																																																																																																																									
1+2	Horizontal	Fundamental																																																																																																																								
Peak	 <p>Site Condition : 020900-K5 : SG BAND4 3m 3117 SW 70957 HORIZONTA : RBW:1000.0000Hz; VBW:3000.0000Hz; SFT:Auto</p> <table border="1"> <thead> <tr> <th>Peak</th> <th>Freq</th> <th>Level</th> <th>Over</th> <th>Limit</th> <th>ReadAntenna</th> <th>Cable</th> <th>Preamp</th> <th>A/Pos</th> <th>T/Pos</th> <th>Remark</th> <th>Pol/Phas</th> </tr> <tr> <th></th> <th>MHz</th> <th>dBμV/m</th> <th>dB</th> <th>dBμV/m</th> <th>dBμV</th> <th>dB</th> <th>dB</th> <th>cm</th> <th>deg</th> <th></th> <th></th> </tr> </thead> <tbody> <tr> <td>1</td> <td>5470.00</td> <td>56.83</td> <td>-11.78</td> <td>68.30</td> <td>41.08</td> <td>35.89</td> <td>12.83</td> <td>123</td> <td>337</td> <td>Peak</td> <td>HORIZONT</td> </tr> <tr> <td>2</td> <td>5673.00</td> <td>58.45</td> <td>-42.13</td> <td>100.88</td> <td>42.88</td> <td>35.87</td> <td>12.60</td> <td>123</td> <td>337</td> <td>Peak</td> <td>HORIZONT</td> </tr> <tr> <td>3</td> <td>5778.80</td> <td>57.37</td> <td>-63.19</td> <td>110.56</td> <td>41.74</td> <td>35.70</td> <td>12.60</td> <td>123</td> <td>337</td> <td>Peak</td> <td>HORIZONT</td> </tr> <tr> <td>4</td> <td>5723.00</td> <td>57.18</td> <td>-61.93</td> <td>119.11</td> <td>41.53</td> <td>35.72</td> <td>12.65</td> <td>123</td> <td>337</td> <td>Peak</td> <td>HORIZONT</td> </tr> </tbody> </table>	Peak	Freq	Level	Over	Limit	ReadAntenna	Cable	Preamp	A/Pos	T/Pos	Remark	Pol/Phas		MHz	dBμV/m	dB	dBμV/m	dBμV	dB	dB	cm	deg			1	5470.00	56.83	-11.78	68.30	41.08	35.89	12.83	123	337	Peak	HORIZONT	2	5673.00	58.45	-42.13	100.88	42.88	35.87	12.60	123	337	Peak	HORIZONT	3	5778.80	57.37	-63.19	110.56	41.74	35.70	12.60	123	337	Peak	HORIZONT	4	5723.00	57.18	-61.93	119.11	41.53	35.72	12.65	123	337	Peak	HORIZONT	 <p>Site Condition : 020900-K5 : SG BAND4 3m 3117 SW 70957 HORIZONTA : RBW:1000.0000Hz; VBW:3000.0000Hz; SFT:Auto</p> <table border="1"> <thead> <tr> <th>Peak</th> <th>Freq</th> <th>Level</th> <th>Over</th> <th>Limit</th> <th>ReadAntenna</th> <th>Cable</th> <th>Preamp</th> <th>A/Pos</th> <th>T/Pos</th> <th>Remark</th> <th>Pol/Phas</th> </tr> <tr> <th></th> <th>MHz</th> <th>dBμV/m</th> <th>dB</th> <th>dBμV/m</th> <th>dBμV</th> <th>dB</th> <th>dB</th> <th>cm</th> <th>deg</th> <th></th> <th></th> </tr> </thead> <tbody> <tr> <td>1</td> <td>5788.00</td> <td>114.95</td> <td>-----</td> <td>99.17</td> <td>35.80</td> <td>12.74</td> <td>32.76</td> <td>123</td> <td>337</td> <td>Peak</td> <td>HORIZONT</td> </tr> <tr> <td>2</td> <td>5788.00</td> <td>108.68</td> <td>-----</td> <td>92.70</td> <td>35.80</td> <td>12.74</td> <td>32.76</td> <td>123</td> <td>337</td> <td>Average</td> <td>HORIZONT</td> </tr> </tbody> </table>	Peak	Freq	Level	Over	Limit	ReadAntenna	Cable	Preamp	A/Pos	T/Pos	Remark	Pol/Phas		MHz	dBμV/m	dB	dBμV/m	dBμV	dB	dB	cm	deg			1	5788.00	114.95	-----	99.17	35.80	12.74	32.76	123	337	Peak	HORIZONT	2	5788.00	108.68	-----	92.70	35.80	12.74	32.76	123	337	Average	HORIZONT
Peak	Freq	Level	Over	Limit	ReadAntenna	Cable	Preamp	A/Pos	T/Pos	Remark	Pol/Phas																																																																																																															
	MHz	dBμV/m	dB	dBμV/m	dBμV	dB	dB	cm	deg																																																																																																																	
1	5470.00	56.83	-11.78	68.30	41.08	35.89	12.83	123	337	Peak	HORIZONT																																																																																																															
2	5673.00	58.45	-42.13	100.88	42.88	35.87	12.60	123	337	Peak	HORIZONT																																																																																																															
3	5778.80	57.37	-63.19	110.56	41.74	35.70	12.60	123	337	Peak	HORIZONT																																																																																																															
4	5723.00	57.18	-61.93	119.11	41.53	35.72	12.65	123	337	Peak	HORIZONT																																																																																																															
Peak	Freq	Level	Over	Limit	ReadAntenna	Cable	Preamp	A/Pos	T/Pos	Remark	Pol/Phas																																																																																																															
	MHz	dBμV/m	dB	dBμV/m	dBμV	dB	dB	cm	deg																																																																																																																	
1	5788.00	114.95	-----	99.17	35.80	12.74	32.76	123	337	Peak	HORIZONT																																																																																																															
2	5788.00	108.68	-----	92.70	35.80	12.74	32.76	123	337	Average	HORIZONT																																																																																																															
Peak	 <p>Site Condition : 020900-K5 : SG BAND4 3m 3117 SW 70957 HORIZONTA : RBW:1000.0000Hz; VBW:3000.0000Hz; SFT:Auto</p> <table border="1"> <thead> <tr> <th>Peak</th> <th>Freq</th> <th>Level</th> <th>Over</th> <th>Limit</th> <th>ReadAntenna</th> <th>Cable</th> <th>Preamp</th> <th>A/Pos</th> <th>T/Pos</th> <th>Remark</th> <th>Pol/Phas</th> </tr> <tr> <th></th> <th>MHz</th> <th>dBμV/m</th> <th>dB</th> <th>dBμV/m</th> <th>dBμV</th> <th>dB</th> <th>dB</th> <th>cm</th> <th>deg</th> <th></th> <th></th> </tr> </thead> <tbody> <tr> <td>1</td> <td>5882.00</td> <td>56.93</td> <td>-60.81</td> <td>117.74</td> <td>41.05</td> <td>35.90</td> <td>12.79</td> <td>123</td> <td>337</td> <td>Peak</td> <td>HORIZONT</td> </tr> <tr> <td>2</td> <td>5858.00</td> <td>56.95</td> <td>-63.16</td> <td>110.06</td> <td>41.00</td> <td>35.90</td> <td>12.81</td> <td>123</td> <td>337</td> <td>Peak</td> <td>HORIZONT</td> </tr> <tr> <td>3</td> <td>5895.20</td> <td>58.32</td> <td>-32.09</td> <td>90.31</td> <td>42.33</td> <td>35.89</td> <td>12.84</td> <td>123</td> <td>337</td> <td>Peak</td> <td>HORIZONT</td> </tr> <tr> <td>4</td> <td>5964.80</td> <td>57.63</td> <td>-10.97</td> <td>68.30</td> <td>41.71</td> <td>35.89</td> <td>12.91</td> <td>123</td> <td>337</td> <td>Peak</td> <td>HORIZONT</td> </tr> </tbody> </table>	Peak	Freq	Level	Over	Limit	ReadAntenna	Cable	Preamp	A/Pos	T/Pos	Remark	Pol/Phas		MHz	dBμV/m	dB	dBμV/m	dBμV	dB	dB	cm	deg			1	5882.00	56.93	-60.81	117.74	41.05	35.90	12.79	123	337	Peak	HORIZONT	2	5858.00	56.95	-63.16	110.06	41.00	35.90	12.81	123	337	Peak	HORIZONT	3	5895.20	58.32	-32.09	90.31	42.33	35.89	12.84	123	337	Peak	HORIZONT	4	5964.80	57.63	-10.97	68.30	41.71	35.89	12.91	123	337	Peak	HORIZONT	-																																																
Peak	Freq	Level	Over	Limit	ReadAntenna	Cable	Preamp	A/Pos	T/Pos	Remark	Pol/Phas																																																																																																															
	MHz	dBμV/m	dB	dBμV/m	dBμV	dB	dB	cm	deg																																																																																																																	
1	5882.00	56.93	-60.81	117.74	41.05	35.90	12.79	123	337	Peak	HORIZONT																																																																																																															
2	5858.00	56.95	-63.16	110.06	41.00	35.90	12.81	123	337	Peak	HORIZONT																																																																																																															
3	5895.20	58.32	-32.09	90.31	42.33	35.89	12.84	123	337	Peak	HORIZONT																																																																																																															
4	5964.80	57.63	-10.97	68.30	41.71	35.89	12.91	123	337	Peak	HORIZONT																																																																																																															



WIFI	Band UNII 3 5725-5850MHz Band Edge @ 3m																																																																													
ANT	802.11a CH157 5785MHz																																																																													
1+2	Vertical	Fundamental																																																																												
Peak	<p>Site : 020900-K5 Condition : SG BAND4 3m 3117 SN 70957 VERTICAL RBW:1000.000kHz VBW:3000.000kHz SMT:Auto</p> <table border="1"> <thead> <tr> <th>1</th> <th>5446.80</th> <th>55.31</th> <th>-13.09</th> <th>48.30</th> <th>39.94</th> <th>35.40</th> <th>13.54</th> <th>33.47</th> <th>116</th> <th>59</th> <th>Peak</th> <th>VERTICAL</th> </tr> <tr> <th>2</th> <th>5658.80</th> <th>56.18</th> <th>-18.60</th> <th>74.84</th> <th>40.93</th> <th>33.38</th> <th>12.56</th> <th>33.09</th> <th>116</th> <th>59</th> <th>Peak</th> <th>VERTICAL</th> </tr> <tr> <th>3</th> <th>5702.00</th> <th>56.19</th> <th>-49.47</th> <th>100.56</th> <th>40.92</th> <th>33.34</th> <th>12.63</th> <th>32.70</th> <th>116</th> <th>59</th> <th>Peak</th> <th>VERTICAL</th> </tr> <tr> <th>4</th> <th>5721.20</th> <th>55.85</th> <th>-57.79</th> <th>113.64</th> <th>40.60</th> <th>35.32</th> <th>12.65</th> <th>32.72</th> <th>116</th> <th>59</th> <th>Peak</th> <th>VERTICAL</th> </tr> </thead></table>	1	5446.80	55.31	-13.09	48.30	39.94	35.40	13.54	33.47	116	59	Peak	VERTICAL	2	5658.80	56.18	-18.60	74.84	40.93	33.38	12.56	33.09	116	59	Peak	VERTICAL	3	5702.00	56.19	-49.47	100.56	40.92	33.34	12.63	32.70	116	59	Peak	VERTICAL	4	5721.20	55.85	-57.79	113.64	40.60	35.32	12.65	32.72	116	59	Peak	VERTICAL	<p>Site : 020900-K5 Condition : SG BAND4 3m 3117 SN 70957 VERTICAL RBW:1000.000kHz VBW:3000.000kHz SMT:Auto</p> <table border="1"> <thead> <tr> <th>1</th> <th>5788.00</th> <th>110.89</th> <th>-----</th> <th>89.46</th> <th>35.76</th> <th>13.74</th> <th>32.76</th> <th>116</th> <th>59</th> <th>Peak</th> <th>VERTICAL</th> </tr> <tr> <th>2</th> <th>5788.00</th> <th>104.64</th> <th>-----</th> <th>89.40</th> <th>35.28</th> <th>12.74</th> <th>32.76</th> <th>116</th> <th>59</th> <th>Average</th> <th>VERTICAL</th> </tr> </thead></table>	1	5788.00	110.89	-----	89.46	35.76	13.74	32.76	116	59	Peak	VERTICAL	2	5788.00	104.64	-----	89.40	35.28	12.74	32.76	116	59	Average	VERTICAL
1	5446.80	55.31	-13.09	48.30	39.94	35.40	13.54	33.47	116	59	Peak	VERTICAL																																																																		
2	5658.80	56.18	-18.60	74.84	40.93	33.38	12.56	33.09	116	59	Peak	VERTICAL																																																																		
3	5702.00	56.19	-49.47	100.56	40.92	33.34	12.63	32.70	116	59	Peak	VERTICAL																																																																		
4	5721.20	55.85	-57.79	113.64	40.60	35.32	12.65	32.72	116	59	Peak	VERTICAL																																																																		
1	5788.00	110.89	-----	89.46	35.76	13.74	32.76	116	59	Peak	VERTICAL																																																																			
2	5788.00	104.64	-----	89.40	35.28	12.74	32.76	116	59	Average	VERTICAL																																																																			
Peak	<p>Site : 020900-K5 Condition : SG BAND4 3m 3117 SN 70957 VERTICAL RBW:1000.000kHz VBW:3000.000kHz SMT:Auto</p> <table border="1"> <thead> <tr> <th>1</th> <th>5854.80</th> <th>55.77</th> <th>-55.59</th> <th>111.36</th> <th>40.57</th> <th>35.20</th> <th>12.81</th> <th>32.81</th> <th>116</th> <th>59</th> <th>Peak</th> <th>VERTICAL</th> </tr> <tr> <th>2</th> <th>5859.80</th> <th>55.77</th> <th>-54.91</th> <th>110.68</th> <th>40.57</th> <th>35.20</th> <th>12.81</th> <th>32.81</th> <th>116</th> <th>59</th> <th>Peak</th> <th>VERTICAL</th> </tr> <tr> <th>3</th> <th>5882.40</th> <th>56.08</th> <th>-43.79</th> <th>99.80</th> <th>40.88</th> <th>35.20</th> <th>12.89</th> <th>32.87</th> <th>116</th> <th>59</th> <th>Peak</th> <th>VERTICAL</th> </tr> <tr> <th>4</th> <th>5942.00</th> <th>55.11</th> <th>-13.19</th> <th>68.20</th> <th>39.87</th> <th>35.22</th> <th>12.88</th> <th>32.87</th> <th>116</th> <th>59</th> <th>Peak</th> <th>VERTICAL</th> </tr> </thead></table>	1	5854.80	55.77	-55.59	111.36	40.57	35.20	12.81	32.81	116	59	Peak	VERTICAL	2	5859.80	55.77	-54.91	110.68	40.57	35.20	12.81	32.81	116	59	Peak	VERTICAL	3	5882.40	56.08	-43.79	99.80	40.88	35.20	12.89	32.87	116	59	Peak	VERTICAL	4	5942.00	55.11	-13.19	68.20	39.87	35.22	12.88	32.87	116	59	Peak	VERTICAL	<p>-----</p>																								
1	5854.80	55.77	-55.59	111.36	40.57	35.20	12.81	32.81	116	59	Peak	VERTICAL																																																																		
2	5859.80	55.77	-54.91	110.68	40.57	35.20	12.81	32.81	116	59	Peak	VERTICAL																																																																		
3	5882.40	56.08	-43.79	99.80	40.88	35.20	12.89	32.87	116	59	Peak	VERTICAL																																																																		
4	5942.00	55.11	-13.19	68.20	39.87	35.22	12.88	32.87	116	59	Peak	VERTICAL																																																																		



WIFI	Band UNII 3 5725~5850MHz Band Edge @ 3m																																																																																																																									
ANT	802.11a CH165 5825MHz																																																																																																																									
1+2	Fundamental	Horizontal																																																																																																																								
Peak	<p>Site : 032950-KS Condition : 50 BAND4 Ch 3117 SN 10507 HORIZONTA RBW:1000.000MHz VBW:3000.000MHz SFT:Auto</p> <table border="1"> <thead> <tr> <th>Peak</th> <th>Freq</th> <th>Level</th> <th>Over</th> <th>Limit</th> <th>ReadAntenna</th> <th>Cable</th> <th>Preamp</th> <th>A/Pos</th> <th>T/Pos</th> <th>Remark</th> <th>Pol/Phas</th> </tr> <tr> <th></th> <th>MHz</th> <th>dBm/Vm</th> <th>dB</th> <th>dBm/Vm</th> <th>dB</th> <th>dB</th> <th>dB</th> <th>cm</th> <th>dB</th> <th></th> <th></th> </tr> </thead> <tbody> <tr> <td>1</td> <td>5824.00</td> <td>116.04</td> <td>99.21</td> <td>35.85</td> <td>12.72</td> <td>32.79</td> <td>125</td> <td>333</td> <td>Peak</td> <td>HORIZONT</td> <td></td> </tr> <tr> <td>2</td> <td>5824.00</td> <td>109.03</td> <td></td> <td>93.20</td> <td>35.80</td> <td>12.77</td> <td>32.79</td> <td>125</td> <td>333</td> <td>Average</td> <td>HORIZONT</td> </tr> </tbody> </table>	Peak	Freq	Level	Over	Limit	ReadAntenna	Cable	Preamp	A/Pos	T/Pos	Remark	Pol/Phas		MHz	dBm/Vm	dB	dBm/Vm	dB	dB	dB	cm	dB			1	5824.00	116.04	99.21	35.85	12.72	32.79	125	333	Peak	HORIZONT		2	5824.00	109.03		93.20	35.80	12.77	32.79	125	333	Average	HORIZONT	<p>Site : 032950-KS Condition : 50 BAND4 Ch 3117 SN 10507 HORIZONTA RBW:1000.000MHz VBW:3000.000MHz SFT:Auto</p> <table border="1"> <thead> <tr> <th>Peak</th> <th>Freq</th> <th>Level</th> <th>Over</th> <th>Limit</th> <th>ReadAntenna</th> <th>Cable</th> <th>Preamp</th> <th>A/Pos</th> <th>T/Pos</th> <th>Remark</th> <th>Pol/Phas</th> </tr> <tr> <th></th> <th>MHz</th> <th>dBm/Vm</th> <th>dB</th> <th>dBm/Vm</th> <th>dB</th> <th>dB</th> <th>dB</th> <th>cm</th> <th>dB</th> <th></th> <th></th> </tr> </thead> <tbody> <tr> <td>1</td> <td>5850.00</td> <td>78.78</td> <td>-44.62</td> <td>123.30</td> <td>50.90</td> <td>26.90</td> <td>12.79</td> <td>32.81</td> <td>125</td> <td>333</td> <td>Peak</td> </tr> <tr> <td>2</td> <td>5840.00</td> <td>69.81</td> <td>-39.69</td> <td>109.50</td> <td>53.91</td> <td>35.90</td> <td>12.81</td> <td>32.81</td> <td>125</td> <td>333</td> <td>Peak</td> </tr> <tr> <td>3</td> <td>5850.00</td> <td>59.11</td> <td>-30.54</td> <td>95.65</td> <td>63.19</td> <td>35.90</td> <td>12.84</td> <td>32.82</td> <td>125</td> <td>333</td> <td>Peak</td> </tr> <tr> <td>4</td> <td>5936.80</td> <td>57.61</td> <td>-10.69</td> <td>68.30</td> <td>41.70</td> <td>35.89</td> <td>12.87</td> <td>32.85</td> <td>125</td> <td>333</td> <td>Peak</td> </tr> </tbody> </table>	Peak	Freq	Level	Over	Limit	ReadAntenna	Cable	Preamp	A/Pos	T/Pos	Remark	Pol/Phas		MHz	dBm/Vm	dB	dBm/Vm	dB	dB	dB	cm	dB			1	5850.00	78.78	-44.62	123.30	50.90	26.90	12.79	32.81	125	333	Peak	2	5840.00	69.81	-39.69	109.50	53.91	35.90	12.81	32.81	125	333	Peak	3	5850.00	59.11	-30.54	95.65	63.19	35.90	12.84	32.82	125	333	Peak	4	5936.80	57.61	-10.69	68.30	41.70	35.89	12.87	32.85	125	333	Peak
Peak	Freq	Level	Over	Limit	ReadAntenna	Cable	Preamp	A/Pos	T/Pos	Remark	Pol/Phas																																																																																																															
	MHz	dBm/Vm	dB	dBm/Vm	dB	dB	dB	cm	dB																																																																																																																	
1	5824.00	116.04	99.21	35.85	12.72	32.79	125	333	Peak	HORIZONT																																																																																																																
2	5824.00	109.03		93.20	35.80	12.77	32.79	125	333	Average	HORIZONT																																																																																																															
Peak	Freq	Level	Over	Limit	ReadAntenna	Cable	Preamp	A/Pos	T/Pos	Remark	Pol/Phas																																																																																																															
	MHz	dBm/Vm	dB	dBm/Vm	dB	dB	dB	cm	dB																																																																																																																	
1	5850.00	78.78	-44.62	123.30	50.90	26.90	12.79	32.81	125	333	Peak																																																																																																															
2	5840.00	69.81	-39.69	109.50	53.91	35.90	12.81	32.81	125	333	Peak																																																																																																															
3	5850.00	59.11	-30.54	95.65	63.19	35.90	12.84	32.82	125	333	Peak																																																																																																															
4	5936.80	57.61	-10.69	68.30	41.70	35.89	12.87	32.85	125	333	Peak																																																																																																															



WIFI	Band UNII 3 5725~5850MHz Band Edge @ 3m																																																																																																																									
ANT	802.11a CH165 5825MHz																																																																																																																									
1+2	Fundamental	Vertical																																																																																																																								
Peak	<p>Site : 032906-KS Condition : 5G BAND4 3m 3117 ON TSP03 VERTICAL RBW:1000.000kHz VBW:3000.000kHz SMT:Auto</p> <table border="1"> <thead> <tr> <th>Peak</th> <th>Freq</th> <th>Level</th> <th>Over</th> <th>Limit</th> <th>ReadAntenna</th> <th>Cable</th> <th>Preamp</th> <th>A/Pos</th> <th>T/Pos</th> <th>Remark</th> <th>Pol/Phas</th> </tr> <tr> <th></th> <th>MHz</th> <th>dBV/m</th> <th>dB</th> <th>dBV/m</th> <th>dB</th> <th>dB</th> <th>dB</th> <th>cm</th> <th>deg</th> <th></th> <th></th> </tr> </thead> <tbody> <tr> <td>1</td> <td>5824.00</td> <td>111.40</td> <td>96.19</td> <td>35.23</td> <td>12.77</td> <td>32.79</td> <td>112</td> <td>01</td> <td>Peak</td> <td>VERTICAL</td> <td></td> </tr> <tr> <td>2</td> <td>5824.00</td> <td>105.45</td> <td>90.24</td> <td>35.23</td> <td>12.77</td> <td>32.79</td> <td>112</td> <td>01</td> <td>Average</td> <td>VERTICAL</td> <td></td> </tr> </tbody> </table>	Peak	Freq	Level	Over	Limit	ReadAntenna	Cable	Preamp	A/Pos	T/Pos	Remark	Pol/Phas		MHz	dBV/m	dB	dBV/m	dB	dB	dB	cm	deg			1	5824.00	111.40	96.19	35.23	12.77	32.79	112	01	Peak	VERTICAL		2	5824.00	105.45	90.24	35.23	12.77	32.79	112	01	Average	VERTICAL		<p>Site : 032906-KS Condition : 5G BAND4 3m 3117 ON TSP03 VERTICAL RBW:1000.000kHz VBW:3000.000kHz SMT:Auto</p> <table border="1"> <thead> <tr> <th>Peak</th> <th>Freq</th> <th>Level</th> <th>Over</th> <th>Limit</th> <th>ReadAntenna</th> <th>Cable</th> <th>Preamp</th> <th>A/Pos</th> <th>T/Pos</th> <th>Remark</th> <th>Pol/Phas</th> </tr> <tr> <th></th> <th>MHz</th> <th>dBV/m</th> <th>dB</th> <th>dBV/m</th> <th>dB</th> <th>dB</th> <th>dB</th> <th>cm</th> <th>deg</th> <th></th> <th></th> </tr> </thead> <tbody> <tr> <td>1</td> <td>5850.00</td> <td>70.43</td> <td>-54.68</td> <td>122.30</td> <td>12.79</td> <td>32.81</td> <td>112</td> <td>01</td> <td>Peak</td> <td>VERTICAL</td> <td></td> </tr> <tr> <td>2</td> <td>5856.80</td> <td>85.64</td> <td>-44.76</td> <td>110.40</td> <td>50.44</td> <td>35.20</td> <td>12.81</td> <td>32.81</td> <td>112</td> <td>01</td> <td>Peak</td> </tr> <tr> <td>3</td> <td>5900.00</td> <td>56.37</td> <td>-70.29</td> <td>96.76</td> <td>61.16</td> <td>35.21</td> <td>12.84</td> <td>32.84</td> <td>112</td> <td>01</td> <td>Peak</td> </tr> <tr> <td>4</td> <td>5934.00</td> <td>56.09</td> <td>-72.21</td> <td>68.30</td> <td>40.85</td> <td>35.22</td> <td>12.87</td> <td>32.85</td> <td>112</td> <td>01</td> <td>Peak</td> </tr> </tbody> </table>	Peak	Freq	Level	Over	Limit	ReadAntenna	Cable	Preamp	A/Pos	T/Pos	Remark	Pol/Phas		MHz	dBV/m	dB	dBV/m	dB	dB	dB	cm	deg			1	5850.00	70.43	-54.68	122.30	12.79	32.81	112	01	Peak	VERTICAL		2	5856.80	85.64	-44.76	110.40	50.44	35.20	12.81	32.81	112	01	Peak	3	5900.00	56.37	-70.29	96.76	61.16	35.21	12.84	32.84	112	01	Peak	4	5934.00	56.09	-72.21	68.30	40.85	35.22	12.87	32.85	112	01	Peak
Peak	Freq	Level	Over	Limit	ReadAntenna	Cable	Preamp	A/Pos	T/Pos	Remark	Pol/Phas																																																																																																															
	MHz	dBV/m	dB	dBV/m	dB	dB	dB	cm	deg																																																																																																																	
1	5824.00	111.40	96.19	35.23	12.77	32.79	112	01	Peak	VERTICAL																																																																																																																
2	5824.00	105.45	90.24	35.23	12.77	32.79	112	01	Average	VERTICAL																																																																																																																
Peak	Freq	Level	Over	Limit	ReadAntenna	Cable	Preamp	A/Pos	T/Pos	Remark	Pol/Phas																																																																																																															
	MHz	dBV/m	dB	dBV/m	dB	dB	dB	cm	deg																																																																																																																	
1	5850.00	70.43	-54.68	122.30	12.79	32.81	112	01	Peak	VERTICAL																																																																																																																
2	5856.80	85.64	-44.76	110.40	50.44	35.20	12.81	32.81	112	01	Peak																																																																																																															
3	5900.00	56.37	-70.29	96.76	61.16	35.21	12.84	32.84	112	01	Peak																																																																																																															
4	5934.00	56.09	-72.21	68.30	40.85	35.22	12.87	32.85	112	01	Peak																																																																																																															



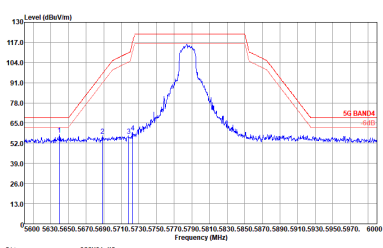
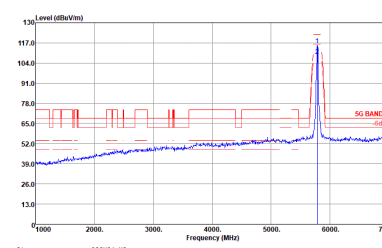
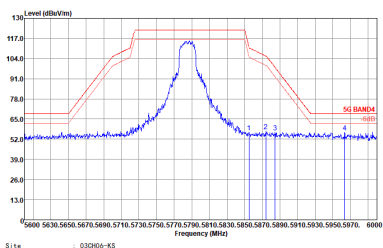
**Band UNII 3 5725~5850MHz
WIFI 802.11n HT20 (Band Edge @ 3m)**

WIFI	Band UNII 3 5725~5850MHz Band Edge @ 3m																																																																																							
ANT	802.11n HT20 CH149 5745MHz																																																																																							
1+2	Horizontal	Fundamental																																																																																						
Peak	<p>Site : 032006-RS Condition : 5G_BAND4_3m_3117_2N_75957_HORIZONTAL RBW:1000.000kHz VBW:3000.000kHz SMT:Auto</p> <table border="1"> <thead> <tr> <th>Line</th> <th>Freq (MHz)</th> <th>Level (dBV/m)</th> <th>Over Limit</th> <th>ReadAntenna Level</th> <th>Cable Loss Factor</th> <th>Preamp Loss Factor</th> <th>A/Pos</th> <th>T/Pos</th> <th>Remark</th> <th>Pol/Phas</th> </tr> </thead> <tbody> <tr> <td>1</td> <td>5615.60</td> <td>56.95</td> <td>-11.35</td> <td>68.30</td> <td>41.52</td> <td>35.58</td> <td>12.51</td> <td>33.66</td> <td>123</td> <td>338 Peak HORIZONTAL</td> </tr> <tr> <td>2</td> <td>5698.80</td> <td>64.50</td> <td>-28.92</td> <td>104.42</td> <td>48.93</td> <td>35.67</td> <td>12.60</td> <td>32.70</td> <td>123</td> <td>338 Peak HORIZONTAL</td> </tr> <tr> <td>3</td> <td>5720.00</td> <td>73.31</td> <td>-35.39</td> <td>110.90</td> <td>49.88</td> <td>35.70</td> <td>12.65</td> <td>32.72</td> <td>123</td> <td>338 Peak HORIZONTAL</td> </tr> <tr> <td>4</td> <td>5720.80</td> <td>84.71</td> <td>-32.21</td> <td>117.28</td> <td>49.06</td> <td>35.72</td> <td>12.60</td> <td>32.72</td> <td>123</td> <td>338 Peak HORIZONTAL</td> </tr> </tbody> </table>	Line	Freq (MHz)	Level (dBV/m)	Over Limit	ReadAntenna Level	Cable Loss Factor	Preamp Loss Factor	A/Pos	T/Pos	Remark	Pol/Phas	1	5615.60	56.95	-11.35	68.30	41.52	35.58	12.51	33.66	123	338 Peak HORIZONTAL	2	5698.80	64.50	-28.92	104.42	48.93	35.67	12.60	32.70	123	338 Peak HORIZONTAL	3	5720.00	73.31	-35.39	110.90	49.88	35.70	12.65	32.72	123	338 Peak HORIZONTAL	4	5720.80	84.71	-32.21	117.28	49.06	35.72	12.60	32.72	123	338 Peak HORIZONTAL	<p>Site : 032006-RS Condition : 5G_BAND4_3m_3117_2N_75957_HORIZONTAL RBW:1000.000kHz VBW:3000.000kHz SMT:Auto</p> <table border="1"> <thead> <tr> <th>Line</th> <th>Freq (MHz)</th> <th>Level (dBV/m)</th> <th>Over Limit</th> <th>ReadAntenna Level</th> <th>Cable Loss Factor</th> <th>Preamp Loss Factor</th> <th>A/Pos</th> <th>T/Pos</th> <th>Remark</th> <th>Pol/Phas</th> </tr> </thead> <tbody> <tr> <td>1</td> <td>5745.00</td> <td>114.81</td> <td>-----</td> <td>99.12</td> <td>35.75</td> <td>12.67</td> <td>32.73</td> <td>123</td> <td>338 Peak HORIZONTAL</td> </tr> <tr> <td>2</td> <td>5745.00</td> <td>108.64</td> <td>-----</td> <td>92.95</td> <td>35.75</td> <td>12.67</td> <td>32.73</td> <td>123</td> <td>338 Average HORIZONTAL</td> </tr> </tbody> </table>	Line	Freq (MHz)	Level (dBV/m)	Over Limit	ReadAntenna Level	Cable Loss Factor	Preamp Loss Factor	A/Pos	T/Pos	Remark	Pol/Phas	1	5745.00	114.81	-----	99.12	35.75	12.67	32.73	123	338 Peak HORIZONTAL	2	5745.00	108.64	-----	92.95	35.75	12.67	32.73	123	338 Average HORIZONTAL
Line	Freq (MHz)	Level (dBV/m)	Over Limit	ReadAntenna Level	Cable Loss Factor	Preamp Loss Factor	A/Pos	T/Pos	Remark	Pol/Phas																																																																														
1	5615.60	56.95	-11.35	68.30	41.52	35.58	12.51	33.66	123	338 Peak HORIZONTAL																																																																														
2	5698.80	64.50	-28.92	104.42	48.93	35.67	12.60	32.70	123	338 Peak HORIZONTAL																																																																														
3	5720.00	73.31	-35.39	110.90	49.88	35.70	12.65	32.72	123	338 Peak HORIZONTAL																																																																														
4	5720.80	84.71	-32.21	117.28	49.06	35.72	12.60	32.72	123	338 Peak HORIZONTAL																																																																														
Line	Freq (MHz)	Level (dBV/m)	Over Limit	ReadAntenna Level	Cable Loss Factor	Preamp Loss Factor	A/Pos	T/Pos	Remark	Pol/Phas																																																																														
1	5745.00	114.81	-----	99.12	35.75	12.67	32.73	123	338 Peak HORIZONTAL																																																																															
2	5745.00	108.64	-----	92.95	35.75	12.67	32.73	123	338 Average HORIZONTAL																																																																															



WIFI	Band UNII 3 5725~5850MHz Band Edge @ 3m																																																																																																																							
ANT	802.11n HT20 CH149 5745MHz																																																																																																																							
1+2	Vertical	Fundamental																																																																																																																						
Peak	<p>Site : 020906-KS Condition : S2 BAND4 3m 3117 SN 10993 VERTICAL RBW:1000.000kHz VBW:3000.000kHz SMT:Auto</p> <table border="1"> <thead> <tr> <th>Peak</th> <th>Freq</th> <th>Level</th> <th>Over</th> <th>Limit</th> <th>ReadAntenna</th> <th>Cable</th> <th>Preamp</th> <th>A/Pos</th> <th>T/Pos</th> <th>Remark</th> <th>Pol/Phas</th> </tr> <tr> <th></th> <th>MHz</th> <th>dBm/100MHz</th> <th>dB</th> <th>dBm/100MHz</th> <th>dBd</th> <th>dB</th> <th>dB</th> <th>cm</th> <th>deg</th> <th></th> <th></th> </tr> </thead> <tbody> <tr> <td>1</td> <td>5670.00</td> <td>55.97</td> <td>-12.28</td> <td>68.25</td> <td>42.74</td> <td>35.38</td> <td>12.53</td> <td>32.64</td> <td>114</td> <td>01 Peak</td> <td>VERTICAL</td> </tr> <tr> <td>2</td> <td>5698.40</td> <td>66.09</td> <td>-44.04</td> <td>104.12</td> <td>44.83</td> <td>35.35</td> <td>12.60</td> <td>32.70</td> <td>114</td> <td>01 Peak</td> <td>VERTICAL</td> </tr> <tr> <td>3</td> <td>5720.00</td> <td>75.18</td> <td>-35.72</td> <td>110.90</td> <td>59.93</td> <td>35.32</td> <td>12.60</td> <td>32.72</td> <td>114</td> <td>01 Peak</td> <td>VERTICAL</td> </tr> <tr> <td>4</td> <td>5724.40</td> <td>80.88</td> <td>-40.05</td> <td>120.93</td> <td>65.63</td> <td>35.32</td> <td>12.60</td> <td>32.72</td> <td>114</td> <td>01 Peak</td> <td>VERTICAL</td> </tr> </tbody> </table>	Peak	Freq	Level	Over	Limit	ReadAntenna	Cable	Preamp	A/Pos	T/Pos	Remark	Pol/Phas		MHz	dBm/100MHz	dB	dBm/100MHz	dBd	dB	dB	cm	deg			1	5670.00	55.97	-12.28	68.25	42.74	35.38	12.53	32.64	114	01 Peak	VERTICAL	2	5698.40	66.09	-44.04	104.12	44.83	35.35	12.60	32.70	114	01 Peak	VERTICAL	3	5720.00	75.18	-35.72	110.90	59.93	35.32	12.60	32.72	114	01 Peak	VERTICAL	4	5724.40	80.88	-40.05	120.93	65.63	35.32	12.60	32.72	114	01 Peak	VERTICAL	<p>Site : 020906-KS Condition : S2 BAND4 3m 3117 SN 10993 VERTICAL RBW:1000.000kHz VBW:3000.000kHz SMT:Auto</p> <table border="1"> <thead> <tr> <th>Peak</th> <th>Freq</th> <th>Level</th> <th>Over</th> <th>Limit</th> <th>ReadAntenna</th> <th>Cable</th> <th>Preamp</th> <th>A/Pos</th> <th>T/Pos</th> <th>Remark</th> <th>Pol/Phas</th> </tr> <tr> <th></th> <th>MHz</th> <th>dBm/100MHz</th> <th>dB</th> <th>dBm/100MHz</th> <th>dBd</th> <th>dB</th> <th>dB</th> <th>cm</th> <th>deg</th> <th></th> <th></th> </tr> </thead> <tbody> <tr> <td>1</td> <td>5746.00</td> <td>110.95</td> <td>-----</td> <td>90.70</td> <td>35.31</td> <td>12.67</td> <td>32.73</td> <td>114</td> <td>01 Peak</td> <td>VERTICAL</td> </tr> <tr> <td>2</td> <td>5746.00</td> <td>104.90</td> <td>-----</td> <td>89.65</td> <td>35.31</td> <td>12.67</td> <td>32.73</td> <td>114</td> <td>01 Average</td> <td>VERTICAL</td> </tr> </tbody> </table>	Peak	Freq	Level	Over	Limit	ReadAntenna	Cable	Preamp	A/Pos	T/Pos	Remark	Pol/Phas		MHz	dBm/100MHz	dB	dBm/100MHz	dBd	dB	dB	cm	deg			1	5746.00	110.95	-----	90.70	35.31	12.67	32.73	114	01 Peak	VERTICAL	2	5746.00	104.90	-----	89.65	35.31	12.67	32.73	114	01 Average	VERTICAL
Peak	Freq	Level	Over	Limit	ReadAntenna	Cable	Preamp	A/Pos	T/Pos	Remark	Pol/Phas																																																																																																													
	MHz	dBm/100MHz	dB	dBm/100MHz	dBd	dB	dB	cm	deg																																																																																																															
1	5670.00	55.97	-12.28	68.25	42.74	35.38	12.53	32.64	114	01 Peak	VERTICAL																																																																																																													
2	5698.40	66.09	-44.04	104.12	44.83	35.35	12.60	32.70	114	01 Peak	VERTICAL																																																																																																													
3	5720.00	75.18	-35.72	110.90	59.93	35.32	12.60	32.72	114	01 Peak	VERTICAL																																																																																																													
4	5724.40	80.88	-40.05	120.93	65.63	35.32	12.60	32.72	114	01 Peak	VERTICAL																																																																																																													
Peak	Freq	Level	Over	Limit	ReadAntenna	Cable	Preamp	A/Pos	T/Pos	Remark	Pol/Phas																																																																																																													
	MHz	dBm/100MHz	dB	dBm/100MHz	dBd	dB	dB	cm	deg																																																																																																															
1	5746.00	110.95	-----	90.70	35.31	12.67	32.73	114	01 Peak	VERTICAL																																																																																																														
2	5746.00	104.90	-----	89.65	35.31	12.67	32.73	114	01 Average	VERTICAL																																																																																																														



WIFI	Band UNII 3 5725-5850MHz Band Edge @ 3m																																																																																																																			
ANT	802.11n HT20 CH157 5785MHz																																																																																																																			
1+2	Horizontal	Fundamental																																																																																																																		
Peak	 <p>Site Condition : 030906-K5 : 5G BAND4 3m 3117 SN 70957 HORIZONAL : RBW:1000.000kHz VBW:3000.000kHz SMT:Auto</p> <table border="1"> <thead> <tr> <th>Peak</th> <th>Freq</th> <th>Level</th> <th>Over Limit</th> <th>ReadAntenna</th> <th>Cable</th> <th>Preamp</th> <th>A/Pos</th> <th>T/Pos</th> <th>Remark</th> <th>Pol/Phas</th> </tr> <tr> <th></th> <th>MHz</th> <th>dBμV/m</th> <th>dB</th> <th>dBμV/m</th> <th>dBμV</th> <th>dB</th> <th>dB</th> <th>dB</th> <th>cm</th> <th>deg</th> </tr> </thead> <tbody> <tr> <td>1</td> <td>5640.00</td> <td>57.44</td> <td>-10.44</td> <td>48.30</td> <td>41.99</td> <td>35.40</td> <td>13.54</td> <td>33.47</td> <td>128</td> <td>335</td> <td>Peak</td> </tr> <tr> <td>2</td> <td>5688.40</td> <td>56.87</td> <td>-9.97</td> <td>90.74</td> <td>41.27</td> <td>35.00</td> <td>12.60</td> <td>33.70</td> <td>128</td> <td>335</td> <td>Peak</td> </tr> <tr> <td>3</td> <td>5728.40</td> <td>56.87</td> <td>-9.97</td> <td>110.42</td> <td>41.24</td> <td>35.70</td> <td>12.60</td> <td>32.72</td> <td>128</td> <td>335</td> <td>Peak</td> </tr> <tr> <td>4</td> <td>5722.80</td> <td>58.88</td> <td>-8.40</td> <td>117.28</td> <td>43.23</td> <td>35.72</td> <td>12.65</td> <td>32.72</td> <td>128</td> <td>335</td> <td>Peak</td> </tr> </tbody> </table>	Peak	Freq	Level	Over Limit	ReadAntenna	Cable	Preamp	A/Pos	T/Pos	Remark	Pol/Phas		MHz	dBμV/m	dB	dBμV/m	dBμV	dB	dB	dB	cm	deg	1	5640.00	57.44	-10.44	48.30	41.99	35.40	13.54	33.47	128	335	Peak	2	5688.40	56.87	-9.97	90.74	41.27	35.00	12.60	33.70	128	335	Peak	3	5728.40	56.87	-9.97	110.42	41.24	35.70	12.60	32.72	128	335	Peak	4	5722.80	58.88	-8.40	117.28	43.23	35.72	12.65	32.72	128	335	Peak	 <p>Site Condition : 030906-K5 : 5G BAND4 3m 3117 SN 70957 HORIZONAL : RBW:1000.000kHz VBW:3000.000kHz SMT:Auto</p> <table border="1"> <thead> <tr> <th>Peak</th> <th>Freq</th> <th>Level</th> <th>Over Limit</th> <th>ReadAntenna</th> <th>Cable</th> <th>Preamp</th> <th>A/Pos</th> <th>T/Pos</th> <th>Remark</th> <th>Pol/Phas</th> </tr> <tr> <th></th> <th>MHz</th> <th>dBμV/m</th> <th>dB</th> <th>dBμV/m</th> <th>dBμV</th> <th>dB</th> <th>dB</th> <th>dB</th> <th>cm</th> <th>deg</th> </tr> </thead> <tbody> <tr> <td>1</td> <td>5788.00</td> <td>115.51</td> <td>-----</td> <td>99.73</td> <td>35.80</td> <td>12.74</td> <td>32.76</td> <td>128</td> <td>335</td> <td>Peak</td> </tr> <tr> <td>2</td> <td>5788.00</td> <td>108.77</td> <td>-----</td> <td>92.99</td> <td>35.80</td> <td>12.74</td> <td>32.76</td> <td>128</td> <td>335</td> <td>Average</td> </tr> </tbody> </table>	Peak	Freq	Level	Over Limit	ReadAntenna	Cable	Preamp	A/Pos	T/Pos	Remark	Pol/Phas		MHz	dBμV/m	dB	dBμV/m	dBμV	dB	dB	dB	cm	deg	1	5788.00	115.51	-----	99.73	35.80	12.74	32.76	128	335	Peak	2	5788.00	108.77	-----	92.99	35.80	12.74	32.76	128	335	Average
Peak	Freq	Level	Over Limit	ReadAntenna	Cable	Preamp	A/Pos	T/Pos	Remark	Pol/Phas																																																																																																										
	MHz	dBμV/m	dB	dBμV/m	dBμV	dB	dB	dB	cm	deg																																																																																																										
1	5640.00	57.44	-10.44	48.30	41.99	35.40	13.54	33.47	128	335	Peak																																																																																																									
2	5688.40	56.87	-9.97	90.74	41.27	35.00	12.60	33.70	128	335	Peak																																																																																																									
3	5728.40	56.87	-9.97	110.42	41.24	35.70	12.60	32.72	128	335	Peak																																																																																																									
4	5722.80	58.88	-8.40	117.28	43.23	35.72	12.65	32.72	128	335	Peak																																																																																																									
Peak	Freq	Level	Over Limit	ReadAntenna	Cable	Preamp	A/Pos	T/Pos	Remark	Pol/Phas																																																																																																										
	MHz	dBμV/m	dB	dBμV/m	dBμV	dB	dB	dB	cm	deg																																																																																																										
1	5788.00	115.51	-----	99.73	35.80	12.74	32.76	128	335	Peak																																																																																																										
2	5788.00	108.77	-----	92.99	35.80	12.74	32.76	128	335	Average																																																																																																										
Peak	 <p>Site Condition : 030906-K5 : 5G BAND4 3m 3117 SN 70957 HORIZONAL : RBW:1000.000kHz VBW:3000.000kHz SMT:Auto</p> <table border="1"> <thead> <tr> <th>Peak</th> <th>Freq</th> <th>Level</th> <th>Over Limit</th> <th>ReadAntenna</th> <th>Cable</th> <th>Preamp</th> <th>A/Pos</th> <th>T/Pos</th> <th>Remark</th> <th>Pol/Phas</th> </tr> <tr> <th></th> <th>MHz</th> <th>dBμV/m</th> <th>dB</th> <th>dBμV/m</th> <th>dBμV</th> <th>dB</th> <th>dB</th> <th>dB</th> <th>cm</th> <th>deg</th> </tr> </thead> <tbody> <tr> <td>1</td> <td>5884.80</td> <td>55.41</td> <td>-54.75</td> <td>111.36</td> <td>40.71</td> <td>35.90</td> <td>12.81</td> <td>32.81</td> <td>128</td> <td>335</td> <td>Peak</td> </tr> <tr> <td>2</td> <td>5876.00</td> <td>57.15</td> <td>-48.43</td> <td>105.28</td> <td>41.26</td> <td>35.90</td> <td>12.82</td> <td>32.82</td> <td>128</td> <td>335</td> <td>Peak</td> </tr> <tr> <td>3</td> <td>5884.40</td> <td>56.49</td> <td>-41.83</td> <td>98.32</td> <td>40.59</td> <td>35.90</td> <td>12.82</td> <td>32.82</td> <td>128</td> <td>335</td> <td>Peak</td> </tr> <tr> <td>4</td> <td>5963.20</td> <td>58.53</td> <td>-11.77</td> <td>68.30</td> <td>40.40</td> <td>35.89</td> <td>12.91</td> <td>32.87</td> <td>128</td> <td>335</td> <td>Peak</td> </tr> </tbody> </table>	Peak	Freq	Level	Over Limit	ReadAntenna	Cable	Preamp	A/Pos	T/Pos	Remark	Pol/Phas		MHz	dBμV/m	dB	dBμV/m	dBμV	dB	dB	dB	cm	deg	1	5884.80	55.41	-54.75	111.36	40.71	35.90	12.81	32.81	128	335	Peak	2	5876.00	57.15	-48.43	105.28	41.26	35.90	12.82	32.82	128	335	Peak	3	5884.40	56.49	-41.83	98.32	40.59	35.90	12.82	32.82	128	335	Peak	4	5963.20	58.53	-11.77	68.30	40.40	35.89	12.91	32.87	128	335	Peak	<p style="text-align: center;">-</p>																																												
Peak	Freq	Level	Over Limit	ReadAntenna	Cable	Preamp	A/Pos	T/Pos	Remark	Pol/Phas																																																																																																										
	MHz	dBμV/m	dB	dBμV/m	dBμV	dB	dB	dB	cm	deg																																																																																																										
1	5884.80	55.41	-54.75	111.36	40.71	35.90	12.81	32.81	128	335	Peak																																																																																																									
2	5876.00	57.15	-48.43	105.28	41.26	35.90	12.82	32.82	128	335	Peak																																																																																																									
3	5884.40	56.49	-41.83	98.32	40.59	35.90	12.82	32.82	128	335	Peak																																																																																																									
4	5963.20	58.53	-11.77	68.30	40.40	35.89	12.91	32.87	128	335	Peak																																																																																																									



WIFI	Band UNII 3 5725-5850MHz Band Edge @ 3m																																																																																																																											
ANT	802.11n HT20 CH157 5785MHz																																																																																																																											
1+2	Vertical	Fundamental																																																																																																																										
Peak	<p>Site Condition : 030906-KS : 5G BAND4 @ 3117 SN 70957 VERTICAL : RBW:1000.0000Hz; VBW:3000.0000Hz; SMT:Auto</p> <table border="1"> <thead> <tr> <th>1</th> <th>2</th> <th>3</th> <th>4</th> </tr> <tr> <th>Freq</th> <th>Level</th> <th>Over</th> <th>Limit</th> </tr> <tr> <th>MHz</th> <th>dBV/m</th> <th>dB</th> <th>dBV/m</th> </tr> </thead> <tbody> <tr> <td>5634.00</td> <td>55.14</td> <td>-12.14</td> <td>69.30</td> </tr> <tr> <td>5649.20</td> <td>55.66</td> <td>-24.89</td> <td>82.55</td> </tr> <tr> <td>5716.80</td> <td>55.66</td> <td>-54.35</td> <td>110.01</td> </tr> <tr> <td>5722.00</td> <td>55.68</td> <td>-59.78</td> <td>115.46</td> </tr> </tbody> </table> <table border="1"> <thead> <tr> <th>ReadAntenna</th> <th>Cable</th> <th>Preamp</th> <th>A/Pos</th> <th>T/Pos</th> <th>Remark</th> <th>Poi/Phas</th> </tr> <tr> <th>Level Factor</th> <th>Loss Factor</th> <th>dB</th> <th>cm</th> <th>deg</th> <th></th> <th></th> </tr> <tr> <th>dB</th> <th>dB</th> <th>dB</th> <th></th> <th></th> <th></th> <th></th> </tr> </thead> <tbody> <tr> <td>38.40</td> <td>35.40</td> <td>12.54</td> <td>121</td> <td>59</td> <td>Peak</td> <td>VERTICAL</td> </tr> <tr> <td>35.37</td> <td>32.37</td> <td>12.58</td> <td>121</td> <td>59</td> <td>Peak</td> <td>VERTICAL</td> </tr> <tr> <td>35.34</td> <td>32.34</td> <td>12.72</td> <td>121</td> <td>59</td> <td>Peak</td> <td>VERTICAL</td> </tr> <tr> <td>35.32</td> <td>32.32</td> <td>12.72</td> <td>121</td> <td>59</td> <td>Peak</td> <td>VERTICAL</td> </tr> </tbody> </table>	1	2	3	4	Freq	Level	Over	Limit	MHz	dBV/m	dB	dBV/m	5634.00	55.14	-12.14	69.30	5649.20	55.66	-24.89	82.55	5716.80	55.66	-54.35	110.01	5722.00	55.68	-59.78	115.46	ReadAntenna	Cable	Preamp	A/Pos	T/Pos	Remark	Poi/Phas	Level Factor	Loss Factor	dB	cm	deg			dB	dB	dB					38.40	35.40	12.54	121	59	Peak	VERTICAL	35.37	32.37	12.58	121	59	Peak	VERTICAL	35.34	32.34	12.72	121	59	Peak	VERTICAL	35.32	32.32	12.72	121	59	Peak	VERTICAL	<p>Site Condition : 030906-KS : 5G BAND4 @ 3117 SN 70957 VERTICAL : RBW:1000.0000Hz; VBW:3000.0000Hz; SMT:Auto</p> <table border="1"> <thead> <tr> <th>1</th> <th>2</th> </tr> <tr> <th>Freq</th> <th>Level</th> </tr> <tr> <th>MHz</th> <th>dBV/m</th> </tr> </thead> <tbody> <tr> <td>5782.00</td> <td>112.60</td> </tr> <tr> <td>5782.00</td> <td>105.40</td> </tr> </tbody> </table> <table border="1"> <thead> <tr> <th>ReadAntenna</th> <th>Cable</th> <th>Preamp</th> <th>A/Pos</th> <th>T/Pos</th> <th>Remark</th> <th>Poi/Phas</th> </tr> <tr> <th>Level Factor</th> <th>Loss Factor</th> <th>dB</th> <th>cm</th> <th>deg</th> <th></th> <th></th> </tr> <tr> <th>dB</th> <th>dB</th> <th>dB</th> <th></th> <th></th> <th></th> <th></th> </tr> </thead> <tbody> <tr> <td>97.34</td> <td>95.28</td> <td>12.72</td> <td>121</td> <td>59</td> <td>Peak</td> <td>VERTICAL</td> </tr> <tr> <td>90.16</td> <td>88.28</td> <td>12.72</td> <td>121</td> <td>59</td> <td>Average</td> <td>VERTICAL</td> </tr> </tbody> </table>	1	2	Freq	Level	MHz	dBV/m	5782.00	112.60	5782.00	105.40	ReadAntenna	Cable	Preamp	A/Pos	T/Pos	Remark	Poi/Phas	Level Factor	Loss Factor	dB	cm	deg			dB	dB	dB					97.34	95.28	12.72	121	59	Peak	VERTICAL	90.16	88.28	12.72	121	59	Average	VERTICAL
1	2	3	4																																																																																																																									
Freq	Level	Over	Limit																																																																																																																									
MHz	dBV/m	dB	dBV/m																																																																																																																									
5634.00	55.14	-12.14	69.30																																																																																																																									
5649.20	55.66	-24.89	82.55																																																																																																																									
5716.80	55.66	-54.35	110.01																																																																																																																									
5722.00	55.68	-59.78	115.46																																																																																																																									
ReadAntenna	Cable	Preamp	A/Pos	T/Pos	Remark	Poi/Phas																																																																																																																						
Level Factor	Loss Factor	dB	cm	deg																																																																																																																								
dB	dB	dB																																																																																																																										
38.40	35.40	12.54	121	59	Peak	VERTICAL																																																																																																																						
35.37	32.37	12.58	121	59	Peak	VERTICAL																																																																																																																						
35.34	32.34	12.72	121	59	Peak	VERTICAL																																																																																																																						
35.32	32.32	12.72	121	59	Peak	VERTICAL																																																																																																																						
1	2																																																																																																																											
Freq	Level																																																																																																																											
MHz	dBV/m																																																																																																																											
5782.00	112.60																																																																																																																											
5782.00	105.40																																																																																																																											
ReadAntenna	Cable	Preamp	A/Pos	T/Pos	Remark	Poi/Phas																																																																																																																						
Level Factor	Loss Factor	dB	cm	deg																																																																																																																								
dB	dB	dB																																																																																																																										
97.34	95.28	12.72	121	59	Peak	VERTICAL																																																																																																																						
90.16	88.28	12.72	121	59	Average	VERTICAL																																																																																																																						
Peak	<p>Site Condition : 030906-KS : 5G BAND4 @ 3117 SN 70957 VERTICAL : RBW:1000.0000Hz; VBW:3000.0000Hz; SMT:Auto</p> <table border="1"> <thead> <tr> <th>1</th> <th>2</th> <th>3</th> <th>4</th> </tr> <tr> <th>Freq</th> <th>Level</th> <th>Over</th> <th>Limit</th> </tr> <tr> <th>MHz</th> <th>dBV/m</th> <th>dB</th> <th>dBV/m</th> </tr> </thead> <tbody> <tr> <td>5884.40</td> <td>55.53</td> <td>-54.74</td> <td>112.27</td> </tr> <tr> <td>5904.80</td> <td>55.72</td> <td>-52.75</td> <td>108.15</td> </tr> <tr> <td>5921.20</td> <td>55.38</td> <td>-45.74</td> <td>71.10</td> </tr> <tr> <td>5925.60</td> <td>55.18</td> <td>-43.02</td> <td>68.30</td> </tr> </tbody> </table> <table border="1"> <thead> <tr> <th>ReadAntenna</th> <th>Cable</th> <th>Preamp</th> <th>A/Pos</th> <th>T/Pos</th> <th>Remark</th> <th>Poi/Phas</th> </tr> <tr> <th>Level Factor</th> <th>Loss Factor</th> <th>dB</th> <th>cm</th> <th>deg</th> <th></th> <th></th> </tr> <tr> <th>dB</th> <th>dB</th> <th>dB</th> <th></th> <th></th> <th></th> <th></th> </tr> </thead> <tbody> <tr> <td>40.33</td> <td>35.20</td> <td>12.81</td> <td>121</td> <td>59</td> <td>Peak</td> <td>VERTICAL</td> </tr> <tr> <td>35.20</td> <td>30.81</td> <td>12.81</td> <td>121</td> <td>59</td> <td>Peak</td> <td>VERTICAL</td> </tr> <tr> <td>35.21</td> <td>30.81</td> <td>12.81</td> <td>121</td> <td>59</td> <td>Peak</td> <td>VERTICAL</td> </tr> <tr> <td>35.21</td> <td>30.81</td> <td>12.86</td> <td>121</td> <td>59</td> <td>Peak</td> <td>VERTICAL</td> </tr> <tr> <td>35.22</td> <td>30.85</td> <td>12.85</td> <td>121</td> <td>59</td> <td>Peak</td> <td>VERTICAL</td> </tr> </tbody> </table>	1	2	3	4	Freq	Level	Over	Limit	MHz	dBV/m	dB	dBV/m	5884.40	55.53	-54.74	112.27	5904.80	55.72	-52.75	108.15	5921.20	55.38	-45.74	71.10	5925.60	55.18	-43.02	68.30	ReadAntenna	Cable	Preamp	A/Pos	T/Pos	Remark	Poi/Phas	Level Factor	Loss Factor	dB	cm	deg			dB	dB	dB					40.33	35.20	12.81	121	59	Peak	VERTICAL	35.20	30.81	12.81	121	59	Peak	VERTICAL	35.21	30.81	12.81	121	59	Peak	VERTICAL	35.21	30.81	12.86	121	59	Peak	VERTICAL	35.22	30.85	12.85	121	59	Peak	VERTICAL																																							
1	2	3	4																																																																																																																									
Freq	Level	Over	Limit																																																																																																																									
MHz	dBV/m	dB	dBV/m																																																																																																																									
5884.40	55.53	-54.74	112.27																																																																																																																									
5904.80	55.72	-52.75	108.15																																																																																																																									
5921.20	55.38	-45.74	71.10																																																																																																																									
5925.60	55.18	-43.02	68.30																																																																																																																									
ReadAntenna	Cable	Preamp	A/Pos	T/Pos	Remark	Poi/Phas																																																																																																																						
Level Factor	Loss Factor	dB	cm	deg																																																																																																																								
dB	dB	dB																																																																																																																										
40.33	35.20	12.81	121	59	Peak	VERTICAL																																																																																																																						
35.20	30.81	12.81	121	59	Peak	VERTICAL																																																																																																																						
35.21	30.81	12.81	121	59	Peak	VERTICAL																																																																																																																						
35.21	30.81	12.86	121	59	Peak	VERTICAL																																																																																																																						
35.22	30.85	12.85	121	59	Peak	VERTICAL																																																																																																																						



WIFI	Band UNII 3 5725~5850MHz Band Edge @ 3m																																																																																																																									
ANT	802.11n HT20 CH165 5825MHz																																																																																																																									
1+2	Fundamental	Horizontal																																																																																																																								
Peak	<p>Site : 020900-KS Condition : 58 BAND4 Ch 3117 ON 1000FT HORIZONTAL RBW:1000.000kHz VBW:3000.000kHz SFT:Auto</p> <table border="1"> <thead> <tr> <th>Peak</th> <th>Freq</th> <th>Level</th> <th>Over</th> <th>Limit</th> <th>ReadAntenna</th> <th>Cable</th> <th>Preamp</th> <th>A/Pos</th> <th>T/Pos</th> <th>Remark</th> <th>Pol/Phas</th> </tr> <tr> <th></th> <th>MHz</th> <th>dBm/100MHz</th> <th>dB</th> <th>dBm/100MHz</th> <th>Level Factor</th> <th>Loss Factor</th> <th>dB</th> <th>dB</th> <th>dB</th> <th>dB</th> <th></th> </tr> </thead> <tbody> <tr> <td>1</td> <td>5824.00</td> <td>115.45</td> <td>99.62</td> <td>35.85</td> <td>12.77</td> <td>33.79</td> <td>125</td> <td>333</td> <td>Peak</td> <td>HORIZONTAL</td> <td></td> </tr> <tr> <td>2</td> <td>5824.00</td> <td>108.49</td> <td>92.66</td> <td>35.85</td> <td>12.77</td> <td>33.79</td> <td>125</td> <td>333</td> <td>Average</td> <td>HORIZONTAL</td> <td></td> </tr> </tbody> </table>	Peak	Freq	Level	Over	Limit	ReadAntenna	Cable	Preamp	A/Pos	T/Pos	Remark	Pol/Phas		MHz	dBm/100MHz	dB	dBm/100MHz	Level Factor	Loss Factor	dB	dB	dB	dB		1	5824.00	115.45	99.62	35.85	12.77	33.79	125	333	Peak	HORIZONTAL		2	5824.00	108.49	92.66	35.85	12.77	33.79	125	333	Average	HORIZONTAL		<p>Site : 020900-KS Condition : 58 BAND4 Ch 3117 ON 1000FT HORIZONTAL RBW:1000.000kHz VBW:3000.000kHz SFT:Auto</p> <table border="1"> <thead> <tr> <th>Peak</th> <th>Freq</th> <th>Level</th> <th>Over</th> <th>Limit</th> <th>ReadAntenna</th> <th>Cable</th> <th>Preamp</th> <th>A/Pos</th> <th>T/Pos</th> <th>Remark</th> <th>Pol/Phas</th> </tr> <tr> <th></th> <th>MHz</th> <th>dBm/100MHz</th> <th>dB</th> <th>dBm/100MHz</th> <th>Level Factor</th> <th>Loss Factor</th> <th>dB</th> <th>dB</th> <th>dB</th> <th>dB</th> <th></th> </tr> </thead> <tbody> <tr> <td>1</td> <td>5850.40</td> <td>77.33</td> <td>-44.07</td> <td>121.29</td> <td>61.44</td> <td>35.90</td> <td>13.79</td> <td>32.81</td> <td>125</td> <td>333</td> <td>Peak</td> </tr> <tr> <td>2</td> <td>5855.80</td> <td>72.49</td> <td>-37.99</td> <td>110.68</td> <td>56.79</td> <td>35.90</td> <td>12.81</td> <td>32.81</td> <td>125</td> <td>333</td> <td>Peak</td> </tr> <tr> <td>3</td> <td>5874.80</td> <td>60.68</td> <td>-44.68</td> <td>100.36</td> <td>44.78</td> <td>35.90</td> <td>12.82</td> <td>32.82</td> <td>125</td> <td>333</td> <td>Peak</td> </tr> <tr> <td>4</td> <td>5935.20</td> <td>57.97</td> <td>-10.33</td> <td>68.30</td> <td>42.06</td> <td>35.89</td> <td>12.87</td> <td>32.85</td> <td>125</td> <td>333</td> <td>Peak</td> </tr> </tbody> </table>	Peak	Freq	Level	Over	Limit	ReadAntenna	Cable	Preamp	A/Pos	T/Pos	Remark	Pol/Phas		MHz	dBm/100MHz	dB	dBm/100MHz	Level Factor	Loss Factor	dB	dB	dB	dB		1	5850.40	77.33	-44.07	121.29	61.44	35.90	13.79	32.81	125	333	Peak	2	5855.80	72.49	-37.99	110.68	56.79	35.90	12.81	32.81	125	333	Peak	3	5874.80	60.68	-44.68	100.36	44.78	35.90	12.82	32.82	125	333	Peak	4	5935.20	57.97	-10.33	68.30	42.06	35.89	12.87	32.85	125	333	Peak
Peak	Freq	Level	Over	Limit	ReadAntenna	Cable	Preamp	A/Pos	T/Pos	Remark	Pol/Phas																																																																																																															
	MHz	dBm/100MHz	dB	dBm/100MHz	Level Factor	Loss Factor	dB	dB	dB	dB																																																																																																																
1	5824.00	115.45	99.62	35.85	12.77	33.79	125	333	Peak	HORIZONTAL																																																																																																																
2	5824.00	108.49	92.66	35.85	12.77	33.79	125	333	Average	HORIZONTAL																																																																																																																
Peak	Freq	Level	Over	Limit	ReadAntenna	Cable	Preamp	A/Pos	T/Pos	Remark	Pol/Phas																																																																																																															
	MHz	dBm/100MHz	dB	dBm/100MHz	Level Factor	Loss Factor	dB	dB	dB	dB																																																																																																																
1	5850.40	77.33	-44.07	121.29	61.44	35.90	13.79	32.81	125	333	Peak																																																																																																															
2	5855.80	72.49	-37.99	110.68	56.79	35.90	12.81	32.81	125	333	Peak																																																																																																															
3	5874.80	60.68	-44.68	100.36	44.78	35.90	12.82	32.82	125	333	Peak																																																																																																															
4	5935.20	57.97	-10.33	68.30	42.06	35.89	12.87	32.85	125	333	Peak																																																																																																															



WIFI	Band UNII 3 5725~5850MHz Band Edge @ 3m																																																																																																																									
ANT	802.11n HT20 CH165 5825MHz																																																																																																																									
1+2	Fundamental	Vertical																																																																																																																								
Peak	<p>Site : 032850-KS Condition : 58 BAND4 3m 3117 ON 10000 VERTICAL RBW:1000; 000kHz; VBW:3000; 000kHz; SMT:Auto</p> <table border="1"> <thead> <tr> <th>Peak</th> <th>Freq</th> <th>Level</th> <th>Over</th> <th>Limit</th> <th>HeadAntenna</th> <th>Cable</th> <th>Preamp</th> <th>A/Pos</th> <th>T/Pos</th> <th>Remark</th> <th>Pol/Phas</th> </tr> <tr> <th></th> <th>MHz</th> <th>dBm/100Hz</th> <th>dB</th> <th>dBm/100Hz</th> <th>dB</th> <th>dB</th> <th>dB</th> <th>cm</th> <th>deg</th> <th></th> <th></th> </tr> </thead> <tbody> <tr> <td>1</td> <td>5830.00</td> <td>112.97</td> <td>-----</td> <td>97.76</td> <td>35.23</td> <td>12.77</td> <td>32.79</td> <td>100</td> <td>63</td> <td>Peak</td> <td>VERTICAL</td> </tr> <tr> <td>2</td> <td>5830.00</td> <td>105.14</td> <td>-----</td> <td>89.93</td> <td>35.23</td> <td>12.77</td> <td>32.79</td> <td>100</td> <td>63</td> <td>Average</td> <td>VERTICAL</td> </tr> </tbody> </table>	Peak	Freq	Level	Over	Limit	HeadAntenna	Cable	Preamp	A/Pos	T/Pos	Remark	Pol/Phas		MHz	dBm/100Hz	dB	dBm/100Hz	dB	dB	dB	cm	deg			1	5830.00	112.97	-----	97.76	35.23	12.77	32.79	100	63	Peak	VERTICAL	2	5830.00	105.14	-----	89.93	35.23	12.77	32.79	100	63	Average	VERTICAL	<p>Site : 032850-KS Condition : 58 BAND4 3m 3117 ON 10000 VERTICAL RBW:1000; 000kHz; VBW:3000; 000kHz; SMT:Auto</p> <table border="1"> <thead> <tr> <th>Peak</th> <th>Freq</th> <th>Level</th> <th>Over</th> <th>Limit</th> <th>HeadAntenna</th> <th>Cable</th> <th>Preamp</th> <th>A/Pos</th> <th>T/Pos</th> <th>Remark</th> <th>Pol/Phas</th> </tr> <tr> <th></th> <th>MHz</th> <th>dBm/100Hz</th> <th>dB</th> <th>dBm/100Hz</th> <th>dB</th> <th>dB</th> <th>dB</th> <th>cm</th> <th>deg</th> <th></th> <th></th> </tr> </thead> <tbody> <tr> <td>1</td> <td>5827.60</td> <td>112.21</td> <td>-44.44</td> <td>118.65</td> <td>68.01</td> <td>35.23</td> <td>12.79</td> <td>32.81</td> <td>100</td> <td>63</td> <td>Peak</td> </tr> <tr> <td>2</td> <td>5827.60</td> <td>68.27</td> <td>-41.80</td> <td>110.17</td> <td>53.17</td> <td>35.20</td> <td>12.81</td> <td>32.81</td> <td>100</td> <td>63</td> <td>Peak</td> </tr> <tr> <td>3</td> <td>5829.80</td> <td>58.27</td> <td>-44.77</td> <td>102.48</td> <td>63.07</td> <td>35.20</td> <td>12.82</td> <td>32.82</td> <td>100</td> <td>63</td> <td>Peak</td> </tr> <tr> <td>4</td> <td>5927.60</td> <td>58.37</td> <td>-11.93</td> <td>68.30</td> <td>41.13</td> <td>35.22</td> <td>12.87</td> <td>32.85</td> <td>100</td> <td>63</td> <td>Peak</td> </tr> </tbody> </table>	Peak	Freq	Level	Over	Limit	HeadAntenna	Cable	Preamp	A/Pos	T/Pos	Remark	Pol/Phas		MHz	dBm/100Hz	dB	dBm/100Hz	dB	dB	dB	cm	deg			1	5827.60	112.21	-44.44	118.65	68.01	35.23	12.79	32.81	100	63	Peak	2	5827.60	68.27	-41.80	110.17	53.17	35.20	12.81	32.81	100	63	Peak	3	5829.80	58.27	-44.77	102.48	63.07	35.20	12.82	32.82	100	63	Peak	4	5927.60	58.37	-11.93	68.30	41.13	35.22	12.87	32.85	100	63	Peak
Peak	Freq	Level	Over	Limit	HeadAntenna	Cable	Preamp	A/Pos	T/Pos	Remark	Pol/Phas																																																																																																															
	MHz	dBm/100Hz	dB	dBm/100Hz	dB	dB	dB	cm	deg																																																																																																																	
1	5830.00	112.97	-----	97.76	35.23	12.77	32.79	100	63	Peak	VERTICAL																																																																																																															
2	5830.00	105.14	-----	89.93	35.23	12.77	32.79	100	63	Average	VERTICAL																																																																																																															
Peak	Freq	Level	Over	Limit	HeadAntenna	Cable	Preamp	A/Pos	T/Pos	Remark	Pol/Phas																																																																																																															
	MHz	dBm/100Hz	dB	dBm/100Hz	dB	dB	dB	cm	deg																																																																																																																	
1	5827.60	112.21	-44.44	118.65	68.01	35.23	12.79	32.81	100	63	Peak																																																																																																															
2	5827.60	68.27	-41.80	110.17	53.17	35.20	12.81	32.81	100	63	Peak																																																																																																															
3	5829.80	58.27	-44.77	102.48	63.07	35.20	12.82	32.82	100	63	Peak																																																																																																															
4	5927.60	58.37	-11.93	68.30	41.13	35.22	12.87	32.85	100	63	Peak																																																																																																															



**Band UNII 3 5725~5850MHz
WIFI 802.11n HT40 (Band Edge @ 3m)**

WIFI	Band UNII 3 5725~5850MHz Band Edge @ 3m																																																																																																																													
ANT	802.11n HT40 CH151 5755MHz																																																																																																																													
1+2	Horizontal	Fundamental																																																																																																																												
Peak	<p>Site : 03200A-KS Condition : 5G BAND4 3m 3117 SN 75957 HORIZONTAL : RBW:1000.000kHz VBW:3000.000kHz SRT:Auto</p> <table border="1"> <thead> <tr> <th>Peak</th> <th>Freq</th> <th>Level</th> <th>Over</th> <th>Limit</th> <th>ReadAntenna</th> <th>Cable</th> <th>Preamp</th> <th>A/Pos</th> <th>T/Pos</th> <th>Remark</th> <th>Pol/Phas</th> </tr> <tr> <th></th> <th>MHz</th> <th>dBV/m</th> <th>dB</th> <th>dBV/m</th> <th>dBV</th> <th>dB</th> <th>dB</th> <th>dB</th> <th>dB</th> <th>dB</th> <th>deg</th> </tr> </thead> <tbody> <tr> <td>1</td> <td>5644.80</td> <td>60.87</td> <td>-7.43</td> <td>68.30</td> <td>45.40</td> <td>35.60</td> <td>12.54</td> <td>33.67</td> <td>125</td> <td>338</td> <td>Peak</td> <td>HORIZONTAL</td> </tr> <tr> <td>2</td> <td>5699.80</td> <td>73.77</td> <td>-30.65</td> <td>104.42</td> <td>58.20</td> <td>35.67</td> <td>12.65</td> <td>32.70</td> <td>125</td> <td>338</td> <td>Peak</td> <td>HORIZONTAL</td> </tr> <tr> <td>3</td> <td>5719.60</td> <td>88.69</td> <td>-22.10</td> <td>110.79</td> <td>73.04</td> <td>35.70</td> <td>12.45</td> <td>33.72</td> <td>125</td> <td>338</td> <td>Peak</td> <td>HORIZONTAL</td> </tr> <tr> <td>4</td> <td>5724.80</td> <td>89.53</td> <td>-22.31</td> <td>121.84</td> <td>73.88</td> <td>35.72</td> <td>12.60</td> <td>32.72</td> <td>125</td> <td>338</td> <td>Peak</td> <td>HORIZONTAL</td> </tr> </tbody> </table>	Peak	Freq	Level	Over	Limit	ReadAntenna	Cable	Preamp	A/Pos	T/Pos	Remark	Pol/Phas		MHz	dBV/m	dB	dBV/m	dBV	dB	dB	dB	dB	dB	deg	1	5644.80	60.87	-7.43	68.30	45.40	35.60	12.54	33.67	125	338	Peak	HORIZONTAL	2	5699.80	73.77	-30.65	104.42	58.20	35.67	12.65	32.70	125	338	Peak	HORIZONTAL	3	5719.60	88.69	-22.10	110.79	73.04	35.70	12.45	33.72	125	338	Peak	HORIZONTAL	4	5724.80	89.53	-22.31	121.84	73.88	35.72	12.60	32.72	125	338	Peak	HORIZONTAL	<p>Site : 03200A-KS Condition : 5G BAND4 3m 3117 SN 75957 HORIZONTAL : RBW:1000.000kHz VBW:3000.000kHz SRT:Auto</p> <table border="1"> <thead> <tr> <th>Peak</th> <th>Freq</th> <th>Level</th> <th>Over</th> <th>Limit</th> <th>ReadAntenna</th> <th>Cable</th> <th>Preamp</th> <th>A/Pos</th> <th>T/Pos</th> <th>Remark</th> <th>Pol/Phas</th> </tr> <tr> <th></th> <th>MHz</th> <th>dBV/m</th> <th>dB</th> <th>dBV/m</th> <th>dBV</th> <th>dB</th> <th>dB</th> <th>dB</th> <th>dB</th> <th>dB</th> <th>deg</th> </tr> </thead> <tbody> <tr> <td>1</td> <td>5746.00</td> <td>112.95</td> <td>-----</td> <td>97.26</td> <td>35.75</td> <td>12.67</td> <td>32.73</td> <td>125</td> <td>338</td> <td>Peak</td> <td>HORIZONTAL</td> </tr> <tr> <td>2</td> <td>5746.00</td> <td>106.02</td> <td>-----</td> <td>90.33</td> <td>35.75</td> <td>12.67</td> <td>32.73</td> <td>125</td> <td>338</td> <td>Average</td> <td>HORIZONTAL</td> </tr> </tbody> </table>	Peak	Freq	Level	Over	Limit	ReadAntenna	Cable	Preamp	A/Pos	T/Pos	Remark	Pol/Phas		MHz	dBV/m	dB	dBV/m	dBV	dB	dB	dB	dB	dB	deg	1	5746.00	112.95	-----	97.26	35.75	12.67	32.73	125	338	Peak	HORIZONTAL	2	5746.00	106.02	-----	90.33	35.75	12.67	32.73	125	338	Average	HORIZONTAL
Peak	Freq	Level	Over	Limit	ReadAntenna	Cable	Preamp	A/Pos	T/Pos	Remark	Pol/Phas																																																																																																																			
	MHz	dBV/m	dB	dBV/m	dBV	dB	dB	dB	dB	dB	deg																																																																																																																			
1	5644.80	60.87	-7.43	68.30	45.40	35.60	12.54	33.67	125	338	Peak	HORIZONTAL																																																																																																																		
2	5699.80	73.77	-30.65	104.42	58.20	35.67	12.65	32.70	125	338	Peak	HORIZONTAL																																																																																																																		
3	5719.60	88.69	-22.10	110.79	73.04	35.70	12.45	33.72	125	338	Peak	HORIZONTAL																																																																																																																		
4	5724.80	89.53	-22.31	121.84	73.88	35.72	12.60	32.72	125	338	Peak	HORIZONTAL																																																																																																																		
Peak	Freq	Level	Over	Limit	ReadAntenna	Cable	Preamp	A/Pos	T/Pos	Remark	Pol/Phas																																																																																																																			
	MHz	dBV/m	dB	dBV/m	dBV	dB	dB	dB	dB	dB	deg																																																																																																																			
1	5746.00	112.95	-----	97.26	35.75	12.67	32.73	125	338	Peak	HORIZONTAL																																																																																																																			
2	5746.00	106.02	-----	90.33	35.75	12.67	32.73	125	338	Average	HORIZONTAL																																																																																																																			
Peak	<p>Site : 03200A-KS Condition : 5G BAND4 3m 3117 SN 75957 HORIZONTAL : RBW:1000.000kHz VBW:3000.000kHz SRT:Auto</p> <table border="1"> <thead> <tr> <th>Peak</th> <th>Freq</th> <th>Level</th> <th>Over</th> <th>Limit</th> <th>ReadAntenna</th> <th>Cable</th> <th>Preamp</th> <th>A/Pos</th> <th>T/Pos</th> <th>Remark</th> <th>Pol/Phas</th> </tr> <tr> <th></th> <th>MHz</th> <th>dBV/m</th> <th>dB</th> <th>dBV/m</th> <th>dBV</th> <th>dB</th> <th>dB</th> <th>dB</th> <th>dB</th> <th>dB</th> <th>deg</th> </tr> </thead> <tbody> <tr> <td>1</td> <td>5802.00</td> <td>61.82</td> <td>-65.92</td> <td>117.74</td> <td>45.94</td> <td>35.90</td> <td>12.79</td> <td>32.81</td> <td>125</td> <td>338</td> <td>Peak</td> <td>HORIZONTAL</td> </tr> <tr> <td>2</td> <td>5864.80</td> <td>61.75</td> <td>-45.64</td> <td>107.39</td> <td>46.05</td> <td>35.90</td> <td>12.81</td> <td>32.81</td> <td>125</td> <td>338</td> <td>Peak</td> <td>HORIZONTAL</td> </tr> <tr> <td>3</td> <td>5874.80</td> <td>58.58</td> <td>-47.78</td> <td>106.36</td> <td>42.18</td> <td>35.90</td> <td>12.82</td> <td>32.82</td> <td>125</td> <td>338</td> <td>Peak</td> <td>HORIZONTAL</td> </tr> <tr> <td>4</td> <td>5968.40</td> <td>55.86</td> <td>-12.44</td> <td>68.30</td> <td>39.94</td> <td>35.89</td> <td>12.91</td> <td>32.88</td> <td>125</td> <td>338</td> <td>Peak</td> <td>HORIZONTAL</td> </tr> </tbody> </table>	Peak	Freq	Level	Over	Limit	ReadAntenna	Cable	Preamp	A/Pos	T/Pos	Remark	Pol/Phas		MHz	dBV/m	dB	dBV/m	dBV	dB	dB	dB	dB	dB	deg	1	5802.00	61.82	-65.92	117.74	45.94	35.90	12.79	32.81	125	338	Peak	HORIZONTAL	2	5864.80	61.75	-45.64	107.39	46.05	35.90	12.81	32.81	125	338	Peak	HORIZONTAL	3	5874.80	58.58	-47.78	106.36	42.18	35.90	12.82	32.82	125	338	Peak	HORIZONTAL	4	5968.40	55.86	-12.44	68.30	39.94	35.89	12.91	32.88	125	338	Peak	HORIZONTAL	-																																																
Peak	Freq	Level	Over	Limit	ReadAntenna	Cable	Preamp	A/Pos	T/Pos	Remark	Pol/Phas																																																																																																																			
	MHz	dBV/m	dB	dBV/m	dBV	dB	dB	dB	dB	dB	deg																																																																																																																			
1	5802.00	61.82	-65.92	117.74	45.94	35.90	12.79	32.81	125	338	Peak	HORIZONTAL																																																																																																																		
2	5864.80	61.75	-45.64	107.39	46.05	35.90	12.81	32.81	125	338	Peak	HORIZONTAL																																																																																																																		
3	5874.80	58.58	-47.78	106.36	42.18	35.90	12.82	32.82	125	338	Peak	HORIZONTAL																																																																																																																		
4	5968.40	55.86	-12.44	68.30	39.94	35.89	12.91	32.88	125	338	Peak	HORIZONTAL																																																																																																																		



WIFI	Band UNII 3 5725-5850MHz Band Edge @ 3m																																																																																																																							
ANT	802.11n HT40 CH151 5755MHz																																																																																																																							
1+2	Vertical	Fundamental																																																																																																																						
Peak	<p>Site Condition : 030906-KS : SG BAND4 on 3117 SN 70957 VERTICAL : RBW:1000.000MHz VBW:3000.000MHz SFT:Auto</p> <table border="1"> <thead> <tr> <th>Peak</th> <th>Freq</th> <th>Level</th> <th>Over</th> <th>Limit</th> <th>ReadAntenna</th> <th>Cable</th> <th>Preamp</th> <th>A/Pos</th> <th>T/Pos</th> <th>Remark</th> <th>Pol/Phas</th> </tr> <tr> <th></th> <th>MHz</th> <th>dBuV/m</th> <th>dB</th> <th>dBuV/m</th> <th>dB</th> <th>dB</th> <th>dB</th> <th>cm</th> <th>deg</th> <th></th> <th></th> </tr> </thead> <tbody> <tr> <td>1</td> <td>5445.40</td> <td>56.87</td> <td>-11.43</td> <td>68.30</td> <td>41.60</td> <td>35.40</td> <td>13.54</td> <td>33.67</td> <td>114</td> <td>63</td> <td>Peak VERTICAL</td> </tr> <tr> <td>2</td> <td>5700.00</td> <td>69.63</td> <td>-35.67</td> <td>105.30</td> <td>64.39</td> <td>35.30</td> <td>12.60</td> <td>35.70</td> <td>114</td> <td>62</td> <td>Peak VERTICAL</td> </tr> <tr> <td>3</td> <td>5716.00</td> <td>83.79</td> <td>-25.99</td> <td>109.78</td> <td>68.54</td> <td>35.34</td> <td>12.63</td> <td>32.72</td> <td>114</td> <td>62</td> <td>Peak VERTICAL</td> </tr> <tr> <td>4</td> <td>5720.40</td> <td>85.52</td> <td>-26.29</td> <td>111.81</td> <td>70.27</td> <td>35.32</td> <td>12.65</td> <td>32.72</td> <td>114</td> <td>62</td> <td>Peak VERTICAL</td> </tr> </tbody> </table>	Peak	Freq	Level	Over	Limit	ReadAntenna	Cable	Preamp	A/Pos	T/Pos	Remark	Pol/Phas		MHz	dBuV/m	dB	dBuV/m	dB	dB	dB	cm	deg			1	5445.40	56.87	-11.43	68.30	41.60	35.40	13.54	33.67	114	63	Peak VERTICAL	2	5700.00	69.63	-35.67	105.30	64.39	35.30	12.60	35.70	114	62	Peak VERTICAL	3	5716.00	83.79	-25.99	109.78	68.54	35.34	12.63	32.72	114	62	Peak VERTICAL	4	5720.40	85.52	-26.29	111.81	70.27	35.32	12.65	32.72	114	62	Peak VERTICAL	<p>Site Condition : 030906-KS : SG BAND4 on 3117 SN 70957 VERTICAL : RBW:1000.000MHz VBW:3000.000MHz SFT:Auto</p> <table border="1"> <thead> <tr> <th>Peak</th> <th>Freq</th> <th>Level</th> <th>Over</th> <th>Limit</th> <th>ReadAntenna</th> <th>Cable</th> <th>Preamp</th> <th>A/Pos</th> <th>T/Pos</th> <th>Remark</th> <th>Pol/Phas</th> </tr> <tr> <th></th> <th>MHz</th> <th>dBuV/m</th> <th>dB</th> <th>dBuV/m</th> <th>dB</th> <th>dB</th> <th>dB</th> <th>cm</th> <th>deg</th> <th></th> <th></th> </tr> </thead> <tbody> <tr> <td>1</td> <td>5758.00</td> <td>110.13</td> <td>-</td> <td>84.69</td> <td>35.29</td> <td>12.69</td> <td>32.75</td> <td>114</td> <td>62</td> <td>Peak VERTICAL</td> </tr> <tr> <td>2</td> <td>5758.00</td> <td>101.70</td> <td>-</td> <td>86.53</td> <td>35.29</td> <td>12.69</td> <td>32.75</td> <td>114</td> <td>62</td> <td>Average VERTICAL</td> </tr> </tbody> </table>	Peak	Freq	Level	Over	Limit	ReadAntenna	Cable	Preamp	A/Pos	T/Pos	Remark	Pol/Phas		MHz	dBuV/m	dB	dBuV/m	dB	dB	dB	cm	deg			1	5758.00	110.13	-	84.69	35.29	12.69	32.75	114	62	Peak VERTICAL	2	5758.00	101.70	-	86.53	35.29	12.69	32.75	114	62	Average VERTICAL
Peak	Freq	Level	Over	Limit	ReadAntenna	Cable	Preamp	A/Pos	T/Pos	Remark	Pol/Phas																																																																																																													
	MHz	dBuV/m	dB	dBuV/m	dB	dB	dB	cm	deg																																																																																																															
1	5445.40	56.87	-11.43	68.30	41.60	35.40	13.54	33.67	114	63	Peak VERTICAL																																																																																																													
2	5700.00	69.63	-35.67	105.30	64.39	35.30	12.60	35.70	114	62	Peak VERTICAL																																																																																																													
3	5716.00	83.79	-25.99	109.78	68.54	35.34	12.63	32.72	114	62	Peak VERTICAL																																																																																																													
4	5720.40	85.52	-26.29	111.81	70.27	35.32	12.65	32.72	114	62	Peak VERTICAL																																																																																																													
Peak	Freq	Level	Over	Limit	ReadAntenna	Cable	Preamp	A/Pos	T/Pos	Remark	Pol/Phas																																																																																																													
	MHz	dBuV/m	dB	dBuV/m	dB	dB	dB	cm	deg																																																																																																															
1	5758.00	110.13	-	84.69	35.29	12.69	32.75	114	62	Peak VERTICAL																																																																																																														
2	5758.00	101.70	-	86.53	35.29	12.69	32.75	114	62	Average VERTICAL																																																																																																														
Peak	<p>Site Condition : 030906-KS : SG BAND4 on 3117 SN 70957 VERTICAL : RBW:1000.000MHz VBW:3000.000MHz SFT:Auto</p> <table border="1"> <thead> <tr> <th>Peak</th> <th>Freq</th> <th>Level</th> <th>Over</th> <th>Limit</th> <th>ReadAntenna</th> <th>Cable</th> <th>Preamp</th> <th>A/Pos</th> <th>T/Pos</th> <th>Remark</th> <th>Pol/Phas</th> </tr> <tr> <th></th> <th>MHz</th> <th>dBuV/m</th> <th>dB</th> <th>dBuV/m</th> <th>dB</th> <th>dB</th> <th>dB</th> <th>cm</th> <th>deg</th> <th></th> <th></th> </tr> </thead> <tbody> <tr> <td>1</td> <td>5882.40</td> <td>56.27</td> <td>-60.58</td> <td>116.83</td> <td>41.07</td> <td>35.22</td> <td>12.79</td> <td>32.81</td> <td>114</td> <td>62</td> <td>Peak VERTICAL</td> </tr> <tr> <td>2</td> <td>5892.00</td> <td>58.07</td> <td>-52.21</td> <td>110.28</td> <td>42.87</td> <td>35.20</td> <td>12.81</td> <td>32.81</td> <td>114</td> <td>62</td> <td>Peak VERTICAL</td> </tr> <tr> <td>3</td> <td>5898.00</td> <td>55.84</td> <td>-32.40</td> <td>88.24</td> <td>40.63</td> <td>35.21</td> <td>12.84</td> <td>32.84</td> <td>114</td> <td>62</td> <td>Peak VERTICAL</td> </tr> <tr> <td>4</td> <td>5906.00</td> <td>55.42</td> <td>-12.88</td> <td>68.30</td> <td>40.16</td> <td>35.22</td> <td>12.91</td> <td>32.87</td> <td>114</td> <td>62</td> <td>Peak VERTICAL</td> </tr> </tbody> </table>	Peak	Freq	Level	Over	Limit	ReadAntenna	Cable	Preamp	A/Pos	T/Pos	Remark	Pol/Phas		MHz	dBuV/m	dB	dBuV/m	dB	dB	dB	cm	deg			1	5882.40	56.27	-60.58	116.83	41.07	35.22	12.79	32.81	114	62	Peak VERTICAL	2	5892.00	58.07	-52.21	110.28	42.87	35.20	12.81	32.81	114	62	Peak VERTICAL	3	5898.00	55.84	-32.40	88.24	40.63	35.21	12.84	32.84	114	62	Peak VERTICAL	4	5906.00	55.42	-12.88	68.30	40.16	35.22	12.91	32.87	114	62	Peak VERTICAL	-																																														
Peak	Freq	Level	Over	Limit	ReadAntenna	Cable	Preamp	A/Pos	T/Pos	Remark	Pol/Phas																																																																																																													
	MHz	dBuV/m	dB	dBuV/m	dB	dB	dB	cm	deg																																																																																																															
1	5882.40	56.27	-60.58	116.83	41.07	35.22	12.79	32.81	114	62	Peak VERTICAL																																																																																																													
2	5892.00	58.07	-52.21	110.28	42.87	35.20	12.81	32.81	114	62	Peak VERTICAL																																																																																																													
3	5898.00	55.84	-32.40	88.24	40.63	35.21	12.84	32.84	114	62	Peak VERTICAL																																																																																																													
4	5906.00	55.42	-12.88	68.30	40.16	35.22	12.91	32.87	114	62	Peak VERTICAL																																																																																																													



WIFI	Band UNII 3 5725-5850MHz Band Edge @ 3m																																																																																																																							
ANT	802.11n HT40 CH159 5795MHz																																																																																																																							
1+2	Horizontal	Fundamental																																																																																																																						
Peak	<p>Site Condition : 030906-K5 : 5G BAND4 @ 3117 SN 70957 HORIZ/DMTAL : RBW:1000.000kHz VBW:3000.000kHz SMT:Auto</p> <table border="1"> <thead> <tr> <th>Peak</th> <th>Freq</th> <th>Level</th> <th>Over</th> <th>Limit</th> <th>ReadAntenna</th> <th>Cable</th> <th>Preamp</th> <th>A/Pos</th> <th>T/Pos</th> <th>Remark</th> <th>Pol/Phas</th> </tr> <tr> <th></th> <th>MHz</th> <th>dBV/m</th> <th>dB</th> <th>dBV/m</th> <th>dBV</th> <th>dB</th> <th>dB</th> <th>cm</th> <th>deg</th> <th></th> <th></th> </tr> </thead> <tbody> <tr> <td>1</td> <td>5648.40</td> <td>54.17</td> <td>12.13</td> <td>48.30</td> <td>40.70</td> <td>35.40</td> <td>13.54</td> <td>33.47</td> <td>126</td> <td>337</td> <td>Peak HORIZ/DMT</td> </tr> <tr> <td>2</td> <td>5698.80</td> <td>63.35</td> <td>41.16</td> <td>104.42</td> <td>47.69</td> <td>35.07</td> <td>12.60</td> <td>33.70</td> <td>126</td> <td>337</td> <td>Peak HORIZ/DMT</td> </tr> <tr> <td>3</td> <td>5712.60</td> <td>66.93</td> <td>43.20</td> <td>110.22</td> <td>51.30</td> <td>35.70</td> <td>12.60</td> <td>32.72</td> <td>126</td> <td>337</td> <td>Peak HORIZ/DMT</td> </tr> <tr> <td>4</td> <td>5724.80</td> <td>69.29</td> <td>42.55</td> <td>121.84</td> <td>53.64</td> <td>35.72</td> <td>12.65</td> <td>32.72</td> <td>126</td> <td>337</td> <td>Peak HORIZ/DMT</td> </tr> </tbody> </table>	Peak	Freq	Level	Over	Limit	ReadAntenna	Cable	Preamp	A/Pos	T/Pos	Remark	Pol/Phas		MHz	dBV/m	dB	dBV/m	dBV	dB	dB	cm	deg			1	5648.40	54.17	12.13	48.30	40.70	35.40	13.54	33.47	126	337	Peak HORIZ/DMT	2	5698.80	63.35	41.16	104.42	47.69	35.07	12.60	33.70	126	337	Peak HORIZ/DMT	3	5712.60	66.93	43.20	110.22	51.30	35.70	12.60	32.72	126	337	Peak HORIZ/DMT	4	5724.80	69.29	42.55	121.84	53.64	35.72	12.65	32.72	126	337	Peak HORIZ/DMT	<p>Site Condition : 030906-K5 : 5G BAND4 @ 3117 SN 70957 HORIZ/DMTAL : RBW:1000.000kHz VBW:3000.000kHz SMT:Auto</p> <table border="1"> <thead> <tr> <th>Peak</th> <th>Freq</th> <th>Level</th> <th>Over</th> <th>Limit</th> <th>ReadAntenna</th> <th>Cable</th> <th>Preamp</th> <th>A/Pos</th> <th>T/Pos</th> <th>Remark</th> <th>Pol/Phas</th> </tr> <tr> <th></th> <th>MHz</th> <th>dBV/m</th> <th>dB</th> <th>dBV/m</th> <th>dBV</th> <th>dB</th> <th>dB</th> <th>cm</th> <th>deg</th> <th></th> <th></th> </tr> </thead> <tbody> <tr> <td>1</td> <td>5800.00</td> <td>113.66</td> <td>-----</td> <td>97.87</td> <td>35.83</td> <td>12.74</td> <td>32.78</td> <td>126</td> <td>337</td> <td>Peak HORIZ/DMT</td> </tr> <tr> <td>2</td> <td>5800.00</td> <td>104.12</td> <td>-----</td> <td>90.33</td> <td>35.83</td> <td>12.74</td> <td>32.78</td> <td>126</td> <td>337</td> <td>Average HORIZ/DMT</td> </tr> </tbody> </table>	Peak	Freq	Level	Over	Limit	ReadAntenna	Cable	Preamp	A/Pos	T/Pos	Remark	Pol/Phas		MHz	dBV/m	dB	dBV/m	dBV	dB	dB	cm	deg			1	5800.00	113.66	-----	97.87	35.83	12.74	32.78	126	337	Peak HORIZ/DMT	2	5800.00	104.12	-----	90.33	35.83	12.74	32.78	126	337	Average HORIZ/DMT
Peak	Freq	Level	Over	Limit	ReadAntenna	Cable	Preamp	A/Pos	T/Pos	Remark	Pol/Phas																																																																																																													
	MHz	dBV/m	dB	dBV/m	dBV	dB	dB	cm	deg																																																																																																															
1	5648.40	54.17	12.13	48.30	40.70	35.40	13.54	33.47	126	337	Peak HORIZ/DMT																																																																																																													
2	5698.80	63.35	41.16	104.42	47.69	35.07	12.60	33.70	126	337	Peak HORIZ/DMT																																																																																																													
3	5712.60	66.93	43.20	110.22	51.30	35.70	12.60	32.72	126	337	Peak HORIZ/DMT																																																																																																													
4	5724.80	69.29	42.55	121.84	53.64	35.72	12.65	32.72	126	337	Peak HORIZ/DMT																																																																																																													
Peak	Freq	Level	Over	Limit	ReadAntenna	Cable	Preamp	A/Pos	T/Pos	Remark	Pol/Phas																																																																																																													
	MHz	dBV/m	dB	dBV/m	dBV	dB	dB	cm	deg																																																																																																															
1	5800.00	113.66	-----	97.87	35.83	12.74	32.78	126	337	Peak HORIZ/DMT																																																																																																														
2	5800.00	104.12	-----	90.33	35.83	12.74	32.78	126	337	Average HORIZ/DMT																																																																																																														
Peak	<p>Site Condition : 030906-K5 : 5G BAND4 @ 3117 SN 70957 HORIZ/DMTAL : RBW:1000.000kHz VBW:3000.000kHz SMT:Auto</p> <table border="1"> <thead> <tr> <th>Peak</th> <th>Freq</th> <th>Level</th> <th>Over</th> <th>Limit</th> <th>ReadAntenna</th> <th>Cable</th> <th>Preamp</th> <th>A/Pos</th> <th>T/Pos</th> <th>Remark</th> <th>Pol/Phas</th> </tr> <tr> <th></th> <th>MHz</th> <th>dBV/m</th> <th>dB</th> <th>dBV/m</th> <th>dBV</th> <th>dB</th> <th>dB</th> <th>cm</th> <th>deg</th> <th></th> <th></th> </tr> </thead> <tbody> <tr> <td>1</td> <td>5852.00</td> <td>73.98</td> <td>43.78</td> <td>117.74</td> <td>58.10</td> <td>35.90</td> <td>12.79</td> <td>33.81</td> <td>126</td> <td>337</td> <td>Peak HORIZ/DMT</td> </tr> <tr> <td>2</td> <td>5859.60</td> <td>71.90</td> <td>40.80</td> <td>110.72</td> <td>56.00</td> <td>35.90</td> <td>12.81</td> <td>33.81</td> <td>126</td> <td>337</td> <td>Peak HORIZ/DMT</td> </tr> <tr> <td>3</td> <td>5879.00</td> <td>67.97</td> <td>33.91</td> <td>101.88</td> <td>52.07</td> <td>35.90</td> <td>12.83</td> <td>33.83</td> <td>126</td> <td>337</td> <td>Peak HORIZ/DMT</td> </tr> <tr> <td>4</td> <td>5976.00</td> <td>58.76</td> <td>11.36</td> <td>60.30</td> <td>41.00</td> <td>35.89</td> <td>12.87</td> <td>33.85</td> <td>126</td> <td>337</td> <td>Peak HORIZ/DMT</td> </tr> </tbody> </table>	Peak	Freq	Level	Over	Limit	ReadAntenna	Cable	Preamp	A/Pos	T/Pos	Remark	Pol/Phas		MHz	dBV/m	dB	dBV/m	dBV	dB	dB	cm	deg			1	5852.00	73.98	43.78	117.74	58.10	35.90	12.79	33.81	126	337	Peak HORIZ/DMT	2	5859.60	71.90	40.80	110.72	56.00	35.90	12.81	33.81	126	337	Peak HORIZ/DMT	3	5879.00	67.97	33.91	101.88	52.07	35.90	12.83	33.83	126	337	Peak HORIZ/DMT	4	5976.00	58.76	11.36	60.30	41.00	35.89	12.87	33.85	126	337	Peak HORIZ/DMT	<p style="text-align: center;">-</p>																																														
Peak	Freq	Level	Over	Limit	ReadAntenna	Cable	Preamp	A/Pos	T/Pos	Remark	Pol/Phas																																																																																																													
	MHz	dBV/m	dB	dBV/m	dBV	dB	dB	cm	deg																																																																																																															
1	5852.00	73.98	43.78	117.74	58.10	35.90	12.79	33.81	126	337	Peak HORIZ/DMT																																																																																																													
2	5859.60	71.90	40.80	110.72	56.00	35.90	12.81	33.81	126	337	Peak HORIZ/DMT																																																																																																													
3	5879.00	67.97	33.91	101.88	52.07	35.90	12.83	33.83	126	337	Peak HORIZ/DMT																																																																																																													
4	5976.00	58.76	11.36	60.30	41.00	35.89	12.87	33.85	126	337	Peak HORIZ/DMT																																																																																																													



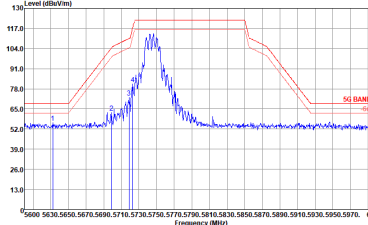
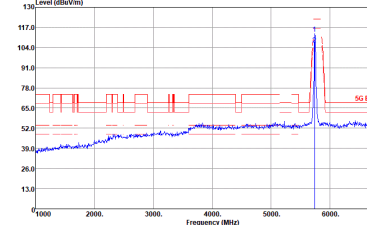
WIFI	Band UNII 3 5725-5850MHz Band Edge @ 3m																																																																													
ANT	802.11n HT40 CH159 5795MHz																																																																													
1+2	Vertical	Fundamental																																																																												
Peak	<p>Site : 020900-KS Condition : SG BAND4 on 3117 SN 70957 VERTICAL : RBW:1000.000kHz VBW:3000.000kHz SFT:Auto</p> <table border="1"> <thead> <tr> <th>1</th> <th>5725.00</th> <th>56.53</th> <th>-21.17</th> <th>60.30</th> <th>42.84</th> <th>35.40</th> <th>13.54</th> <th>33.67</th> <th>118</th> <th>130</th> <th>Peak</th> <th>VERTICAL</th> </tr> <tr> <th>2</th> <th>5698.00</th> <th>59.96</th> <th>-43.87</th> <th>103.83</th> <th>44.71</th> <th>35.30</th> <th>12.60</th> <th>35.70</th> <th>118</th> <th>130</th> <th>Peak</th> <th>VERTICAL</th> </tr> <tr> <th>3</th> <th>5716.40</th> <th>61.53</th> <th>-48.28</th> <th>109.89</th> <th>46.38</th> <th>35.34</th> <th>12.63</th> <th>32.72</th> <th>118</th> <th>130</th> <th>Peak</th> <th>VERTICAL</th> </tr> <tr> <th>4</th> <th>5722.40</th> <th>63.53</th> <th>-52.84</th> <th>116.37</th> <th>48.28</th> <th>35.32</th> <th>12.65</th> <th>32.72</th> <th>118</th> <th>130</th> <th>Peak</th> <th>VERTICAL</th> </tr> </thead></table>	1	5725.00	56.53	-21.17	60.30	42.84	35.40	13.54	33.67	118	130	Peak	VERTICAL	2	5698.00	59.96	-43.87	103.83	44.71	35.30	12.60	35.70	118	130	Peak	VERTICAL	3	5716.40	61.53	-48.28	109.89	46.38	35.34	12.63	32.72	118	130	Peak	VERTICAL	4	5722.40	63.53	-52.84	116.37	48.28	35.32	12.65	32.72	118	130	Peak	VERTICAL	<p>Site : 020900-KS Condition : SG BAND4 on 3117 SN 70957 VERTICAL : RBW:1000.000kHz VBW:3000.000kHz SFT:Auto</p> <table border="1"> <thead> <tr> <th>1</th> <th>5788.00</th> <th>109.89</th> <th>-----</th> <th>86.65</th> <th>35.26</th> <th>12.74</th> <th>32.74</th> <th>118</th> <th>130</th> <th>Peak</th> <th>VERTICAL</th> </tr> <tr> <th>2</th> <th>5788.00</th> <th>102.15</th> <th>-----</th> <th>86.91</th> <th>35.28</th> <th>12.74</th> <th>32.76</th> <th>118</th> <th>130</th> <th>Average</th> <th>VERTICAL</th> </tr> </thead></table>	1	5788.00	109.89	-----	86.65	35.26	12.74	32.74	118	130	Peak	VERTICAL	2	5788.00	102.15	-----	86.91	35.28	12.74	32.76	118	130	Average	VERTICAL
1	5725.00	56.53	-21.17	60.30	42.84	35.40	13.54	33.67	118	130	Peak	VERTICAL																																																																		
2	5698.00	59.96	-43.87	103.83	44.71	35.30	12.60	35.70	118	130	Peak	VERTICAL																																																																		
3	5716.40	61.53	-48.28	109.89	46.38	35.34	12.63	32.72	118	130	Peak	VERTICAL																																																																		
4	5722.40	63.53	-52.84	116.37	48.28	35.32	12.65	32.72	118	130	Peak	VERTICAL																																																																		
1	5788.00	109.89	-----	86.65	35.26	12.74	32.74	118	130	Peak	VERTICAL																																																																			
2	5788.00	102.15	-----	86.91	35.28	12.74	32.76	118	130	Average	VERTICAL																																																																			
Peak	<p>Site : 020900-KS Condition : SG BAND4 on 3117 SN 70957 VERTICAL : RBW:1000.000kHz VBW:3000.000kHz SFT:Auto</p> <table border="1"> <thead> <tr> <th>1</th> <th>5853.40</th> <th>49.77</th> <th>-44.82</th> <th>114.09</th> <th>54.07</th> <th>35.20</th> <th>12.81</th> <th>32.81</th> <th>118</th> <th>130</th> <th>Peak</th> <th>VERTICAL</th> </tr> <tr> <th>2</th> <th>5808.80</th> <th>60.18</th> <th>-44.20</th> <th>110.08</th> <th>52.98</th> <th>35.20</th> <th>12.81</th> <th>32.81</th> <th>118</th> <th>130</th> <th>Peak</th> <th>VERTICAL</th> </tr> <tr> <th>3</th> <th>5880.00</th> <th>59.68</th> <th>-41.91</th> <th>101.59</th> <th>44.48</th> <th>35.20</th> <th>12.82</th> <th>32.82</th> <th>118</th> <th>130</th> <th>Peak</th> <th>VERTICAL</th> </tr> <tr> <th>4</th> <th>5908.80</th> <th>55.87</th> <th>-12.42</th> <th>68.20</th> <th>40.41</th> <th>35.22</th> <th>12.79</th> <th>32.87</th> <th>118</th> <th>130</th> <th>Peak</th> <th>VERTICAL</th> </tr> </thead></table>	1	5853.40	49.77	-44.82	114.09	54.07	35.20	12.81	32.81	118	130	Peak	VERTICAL	2	5808.80	60.18	-44.20	110.08	52.98	35.20	12.81	32.81	118	130	Peak	VERTICAL	3	5880.00	59.68	-41.91	101.59	44.48	35.20	12.82	32.82	118	130	Peak	VERTICAL	4	5908.80	55.87	-12.42	68.20	40.41	35.22	12.79	32.87	118	130	Peak	VERTICAL	-																								
1	5853.40	49.77	-44.82	114.09	54.07	35.20	12.81	32.81	118	130	Peak	VERTICAL																																																																		
2	5808.80	60.18	-44.20	110.08	52.98	35.20	12.81	32.81	118	130	Peak	VERTICAL																																																																		
3	5880.00	59.68	-41.91	101.59	44.48	35.20	12.82	32.82	118	130	Peak	VERTICAL																																																																		
4	5908.80	55.87	-12.42	68.20	40.41	35.22	12.79	32.87	118	130	Peak	VERTICAL																																																																		



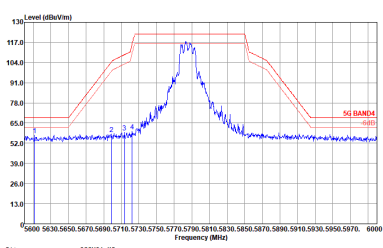
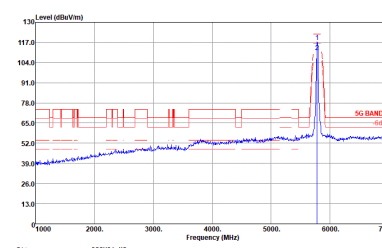
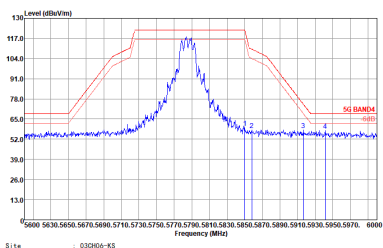
**Band UNII 3 5725~5850MHz
WIFI 802.11ac VHT20 (Band Edge @ 3m)**

WIFI	Band UNII 3 5725~5850MHz Band Edge @ 3m																																																																																																																													
ANT	802.11ac VHT20 CH149 5745MHz																																																																																																																													
1+2	Horizontal	Fundamental																																																																																																																												
Peak	<p>Site : 032004-RS Condition : SG-BANDA 3m 3117 SN 75957 HORIZONTA : RBW:1000.000kHz VBW:3000.000kHz SFT:Auto</p> <table border="1"> <thead> <tr> <th>Line</th> <th>Freq</th> <th>Level</th> <th>Over</th> <th>Limit</th> <th>BeadAntenna</th> <th>Cable</th> <th>Preamp</th> <th>A/Pos</th> <th>T/Pos</th> <th>Remark</th> <th>Pol/Phas</th> </tr> <tr> <th></th> <th>MHz</th> <th>dBuV/m</th> <th>dB</th> <th>dBuV/m</th> <th>dB</th> <th>dB</th> <th>dB</th> <th>cm</th> <th>deg</th> <th></th> <th></th> </tr> </thead> <tbody> <tr> <td>1</td> <td>5624.00</td> <td>56.96</td> <td>-11.34</td> <td>68.30</td> <td>41.52</td> <td>35.59</td> <td>12.51</td> <td>32.66</td> <td>196</td> <td>339</td> <td>Peak</td> <td>HORIZONT</td> </tr> <tr> <td>2</td> <td>5694.00</td> <td>64.66</td> <td>-36.25</td> <td>100.88</td> <td>49.09</td> <td>35.47</td> <td>13.60</td> <td>32.70</td> <td>196</td> <td>339</td> <td>Peak</td> <td>HORIZONT</td> </tr> <tr> <td>3</td> <td>5718.00</td> <td>78.88</td> <td>-31.46</td> <td>110.34</td> <td>63.25</td> <td>35.70</td> <td>12.60</td> <td>32.72</td> <td>196</td> <td>339</td> <td>Peak</td> <td>HORIZONT</td> </tr> <tr> <td>4</td> <td>5724.80</td> <td>85.25</td> <td>-36.09</td> <td>121.84</td> <td>69.60</td> <td>35.72</td> <td>12.60</td> <td>32.72</td> <td>196</td> <td>339</td> <td>Peak</td> <td>HORIZONT</td> </tr> </tbody> </table>	Line	Freq	Level	Over	Limit	BeadAntenna	Cable	Preamp	A/Pos	T/Pos	Remark	Pol/Phas		MHz	dBuV/m	dB	dBuV/m	dB	dB	dB	cm	deg			1	5624.00	56.96	-11.34	68.30	41.52	35.59	12.51	32.66	196	339	Peak	HORIZONT	2	5694.00	64.66	-36.25	100.88	49.09	35.47	13.60	32.70	196	339	Peak	HORIZONT	3	5718.00	78.88	-31.46	110.34	63.25	35.70	12.60	32.72	196	339	Peak	HORIZONT	4	5724.80	85.25	-36.09	121.84	69.60	35.72	12.60	32.72	196	339	Peak	HORIZONT	<p>Site : 032004-RS Condition : SG-BANDA 3m 3117 SN 75957 HORIZONTA : RBW:1000.000kHz VBW:3000.000kHz SFT:Auto</p> <table border="1"> <thead> <tr> <th>Line</th> <th>Freq</th> <th>Level</th> <th>Over</th> <th>Limit</th> <th>BeadAntenna</th> <th>Cable</th> <th>Preamp</th> <th>A/Pos</th> <th>T/Pos</th> <th>Remark</th> <th>Pol/Phas</th> </tr> <tr> <th></th> <th>MHz</th> <th>dBuV/m</th> <th>dB</th> <th>dBuV/m</th> <th>dB</th> <th>dB</th> <th>dB</th> <th>cm</th> <th>deg</th> <th></th> <th></th> </tr> </thead> <tbody> <tr> <td>1</td> <td>5752.00</td> <td>115.77</td> <td>-----</td> <td>100.06</td> <td>35.75</td> <td>12.69</td> <td>32.73</td> <td>196</td> <td>339</td> <td>Peak</td> <td>HORIZONT</td> </tr> <tr> <td>2</td> <td>5752.00</td> <td>109.89</td> <td>-----</td> <td>94.18</td> <td>35.70</td> <td>12.69</td> <td>32.73</td> <td>196</td> <td>339</td> <td>Average</td> <td>HORIZONT</td> </tr> </tbody> </table>	Line	Freq	Level	Over	Limit	BeadAntenna	Cable	Preamp	A/Pos	T/Pos	Remark	Pol/Phas		MHz	dBuV/m	dB	dBuV/m	dB	dB	dB	cm	deg			1	5752.00	115.77	-----	100.06	35.75	12.69	32.73	196	339	Peak	HORIZONT	2	5752.00	109.89	-----	94.18	35.70	12.69	32.73	196	339	Average	HORIZONT
Line	Freq	Level	Over	Limit	BeadAntenna	Cable	Preamp	A/Pos	T/Pos	Remark	Pol/Phas																																																																																																																			
	MHz	dBuV/m	dB	dBuV/m	dB	dB	dB	cm	deg																																																																																																																					
1	5624.00	56.96	-11.34	68.30	41.52	35.59	12.51	32.66	196	339	Peak	HORIZONT																																																																																																																		
2	5694.00	64.66	-36.25	100.88	49.09	35.47	13.60	32.70	196	339	Peak	HORIZONT																																																																																																																		
3	5718.00	78.88	-31.46	110.34	63.25	35.70	12.60	32.72	196	339	Peak	HORIZONT																																																																																																																		
4	5724.80	85.25	-36.09	121.84	69.60	35.72	12.60	32.72	196	339	Peak	HORIZONT																																																																																																																		
Line	Freq	Level	Over	Limit	BeadAntenna	Cable	Preamp	A/Pos	T/Pos	Remark	Pol/Phas																																																																																																																			
	MHz	dBuV/m	dB	dBuV/m	dB	dB	dB	cm	deg																																																																																																																					
1	5752.00	115.77	-----	100.06	35.75	12.69	32.73	196	339	Peak	HORIZONT																																																																																																																			
2	5752.00	109.89	-----	94.18	35.70	12.69	32.73	196	339	Average	HORIZONT																																																																																																																			



WIFI	Band UNII 3 5725-5850MHz Band Edge @ 3m																																																																																																																							
ANT	802.11ac VHT20 CH149 5745MHz																																																																																																																							
1+2	Vertical	Fundamental																																																																																																																						
<p>Peak</p>	 <p>Site : 020906-K5 Condition : 50 BANHA 3m 3117 SN 10993 VERTICAL RBW:1000.000kHz VBW:3000.000kHz SMT:Auto</p> <table border="1"> <thead> <tr> <th>Peak</th> <th>Freq</th> <th>Level</th> <th>Over</th> <th>Limit</th> <th>ReadAntenna</th> <th>Cable</th> <th>Preamp</th> <th>A/Pos</th> <th>T/Pos</th> <th>Remark</th> <th>Pol/Phas</th> </tr> <tr> <th></th> <th>MHz</th> <th>dBm/100m</th> <th>dB</th> <th>dBm/100m</th> <th>dB/dB</th> <th>dB</th> <th>dB</th> <th>cm</th> <th>deg</th> <th></th> <th></th> </tr> </thead> <tbody> <tr> <td>1</td> <td>5632.49</td> <td>56.37</td> <td>-12.63</td> <td>69.00</td> <td>41.64</td> <td>35.38</td> <td>12.63</td> <td>33.64</td> <td>100</td> <td>65 Peak</td> <td>VERTICAL</td> </tr> <tr> <td>2</td> <td>5698.80</td> <td>62.74</td> <td>-41.26</td> <td>104.02</td> <td>47.49</td> <td>35.35</td> <td>12.60</td> <td>32.70</td> <td>100</td> <td>65 Peak</td> <td>VERTICAL</td> </tr> <tr> <td>3</td> <td>5718.80</td> <td>72.56</td> <td>-38.00</td> <td>110.56</td> <td>57.31</td> <td>35.32</td> <td>12.60</td> <td>32.72</td> <td>100</td> <td>65 Peak</td> <td>VERTICAL</td> </tr> <tr> <td>4</td> <td>5722.80</td> <td>81.12</td> <td>-36.16</td> <td>117.28</td> <td>65.87</td> <td>35.32</td> <td>12.60</td> <td>32.72</td> <td>100</td> <td>65 Peak</td> <td>VERTICAL</td> </tr> </tbody> </table>	Peak	Freq	Level	Over	Limit	ReadAntenna	Cable	Preamp	A/Pos	T/Pos	Remark	Pol/Phas		MHz	dBm/100m	dB	dBm/100m	dB/dB	dB	dB	cm	deg			1	5632.49	56.37	-12.63	69.00	41.64	35.38	12.63	33.64	100	65 Peak	VERTICAL	2	5698.80	62.74	-41.26	104.02	47.49	35.35	12.60	32.70	100	65 Peak	VERTICAL	3	5718.80	72.56	-38.00	110.56	57.31	35.32	12.60	32.72	100	65 Peak	VERTICAL	4	5722.80	81.12	-36.16	117.28	65.87	35.32	12.60	32.72	100	65 Peak	VERTICAL	 <p>Site : 020906-K5 Condition : 50 BANHA 3m 3117 SN 10993 VERTICAL RBW:1000.000kHz VBW:3000.000kHz SMT:Auto</p> <table border="1"> <thead> <tr> <th>Peak</th> <th>Freq</th> <th>Level</th> <th>Over</th> <th>Limit</th> <th>ReadAntenna</th> <th>Cable</th> <th>Preamp</th> <th>A/Pos</th> <th>T/Pos</th> <th>Remark</th> <th>Pol/Phas</th> </tr> <tr> <th></th> <th>MHz</th> <th>dBm/100m</th> <th>dB</th> <th>dBm/100m</th> <th>dB/dB</th> <th>dB</th> <th>dB</th> <th>cm</th> <th>deg</th> <th></th> <th></th> </tr> </thead> <tbody> <tr> <td>1</td> <td>5740.00</td> <td>112.86</td> <td>-----</td> <td>97.61</td> <td>35.25</td> <td>12.67</td> <td>32.73</td> <td>100</td> <td>65 Peak</td> <td>VERTICAL</td> </tr> <tr> <td>2</td> <td>5740.00</td> <td>106.15</td> <td>-----</td> <td>90.90</td> <td>35.31</td> <td>12.67</td> <td>32.73</td> <td>100</td> <td>65 Average</td> <td>VERTICAL</td> </tr> </tbody> </table>	Peak	Freq	Level	Over	Limit	ReadAntenna	Cable	Preamp	A/Pos	T/Pos	Remark	Pol/Phas		MHz	dBm/100m	dB	dBm/100m	dB/dB	dB	dB	cm	deg			1	5740.00	112.86	-----	97.61	35.25	12.67	32.73	100	65 Peak	VERTICAL	2	5740.00	106.15	-----	90.90	35.31	12.67	32.73	100	65 Average	VERTICAL
Peak	Freq	Level	Over	Limit	ReadAntenna	Cable	Preamp	A/Pos	T/Pos	Remark	Pol/Phas																																																																																																													
	MHz	dBm/100m	dB	dBm/100m	dB/dB	dB	dB	cm	deg																																																																																																															
1	5632.49	56.37	-12.63	69.00	41.64	35.38	12.63	33.64	100	65 Peak	VERTICAL																																																																																																													
2	5698.80	62.74	-41.26	104.02	47.49	35.35	12.60	32.70	100	65 Peak	VERTICAL																																																																																																													
3	5718.80	72.56	-38.00	110.56	57.31	35.32	12.60	32.72	100	65 Peak	VERTICAL																																																																																																													
4	5722.80	81.12	-36.16	117.28	65.87	35.32	12.60	32.72	100	65 Peak	VERTICAL																																																																																																													
Peak	Freq	Level	Over	Limit	ReadAntenna	Cable	Preamp	A/Pos	T/Pos	Remark	Pol/Phas																																																																																																													
	MHz	dBm/100m	dB	dBm/100m	dB/dB	dB	dB	cm	deg																																																																																																															
1	5740.00	112.86	-----	97.61	35.25	12.67	32.73	100	65 Peak	VERTICAL																																																																																																														
2	5740.00	106.15	-----	90.90	35.31	12.67	32.73	100	65 Average	VERTICAL																																																																																																														



WIFI	Band UNII 3 5725-5850MHz Band Edge @ 3m																											
ANT	802.11ac VHT20 CH157 5785MHz																											
1+2	Horizontal	Fundamental																										
Peak	 <p>Site Condition : 020900-K5 : 5G BAND4 3m 3117 5N 70957 HORIZ20NTAL : RBW:1000.000kHz VBW:3000.000kHz SMT:Auto</p> <table border="1"> <thead> <tr> <th>1</th> <th>2</th> <th>3</th> <th>4</th> </tr> </thead> <tbody> <tr> <td>5411.60</td> <td>57.14</td> <td>-11.14</td> <td>68.30</td> </tr> <tr> <td>5498.80</td> <td>57.94</td> <td>-46.48</td> <td>104.42</td> </tr> <tr> <td>5722.60</td> <td>59.59</td> <td>-60.02</td> <td>109.11</td> </tr> <tr> <td>5722.40</td> <td>59.58</td> <td>-56.79</td> <td>116.37</td> </tr> </tbody> </table>	1	2	3	4	5411.60	57.14	-11.14	68.30	5498.80	57.94	-46.48	104.42	5722.60	59.59	-60.02	109.11	5722.40	59.58	-56.79	116.37	 <p>Site Condition : 020900-K5 : 5G BAND4 3m 3117 5N 70957 HORIZ20NTAL : RBW:1000.000kHz VBW:3000.000kHz SMT:Auto</p> <table border="1"> <thead> <tr> <th>1</th> <th>2</th> </tr> </thead> <tbody> <tr> <td>5782.00</td> <td>117.24</td> </tr> <tr> <td>5782.00</td> <td>110.70</td> </tr> </tbody> </table>	1	2	5782.00	117.24	5782.00	110.70
1	2	3	4																									
5411.60	57.14	-11.14	68.30																									
5498.80	57.94	-46.48	104.42																									
5722.60	59.59	-60.02	109.11																									
5722.40	59.58	-56.79	116.37																									
1	2																											
5782.00	117.24																											
5782.00	110.70																											
Peak	 <p>Site Condition : 020900-K5 : 5G BAND4 3m 3117 5N 70957 HORIZ20NTAL : RBW:1000.000kHz VBW:3000.000kHz SMT:Auto</p> <table border="1"> <thead> <tr> <th>1</th> <th>2</th> <th>3</th> <th>4</th> </tr> </thead> <tbody> <tr> <td>5850.00</td> <td>59.32</td> <td>-42.98</td> <td>122.30</td> </tr> <tr> <td>5808.00</td> <td>57.16</td> <td>-52.78</td> <td>113.04</td> </tr> <tr> <td>5916.40</td> <td>55.11</td> <td>-16.53</td> <td>74.64</td> </tr> <tr> <td>5941.20</td> <td>57.66</td> <td>-10.64</td> <td>68.30</td> </tr> </tbody> </table>	1	2	3	4	5850.00	59.32	-42.98	122.30	5808.00	57.16	-52.78	113.04	5916.40	55.11	-16.53	74.64	5941.20	57.66	-10.64	68.30							
1	2	3	4																									
5850.00	59.32	-42.98	122.30																									
5808.00	57.16	-52.78	113.04																									
5916.40	55.11	-16.53	74.64																									
5941.20	57.66	-10.64	68.30																									



WIFI	Band UNII 3 5725-5850MHz Band Edge @ 3m																																																																																																																							
ANT	802.11ac VHT20 CH157 5785MHz																																																																																																																							
1+2	Vertical	Fundamental																																																																																																																						
Peak	<p>Site Condition : 020906-KS : 5G BAND4 @ 3117 SN 70957 VERTICAL : RBW:1000.000kHz VBW:3000.000kHz SMT:Auto</p> <table border="1"> <thead> <tr> <th>Peak</th> <th>Freq</th> <th>Level</th> <th>Over</th> <th>Limit</th> <th>ReadAntenna</th> <th>Cable</th> <th>Preamp</th> <th>A/Pos</th> <th>T/Pos</th> <th>Remark</th> <th>Pol/Phas</th> </tr> <tr> <th></th> <th>MHz</th> <th>dBV/m</th> <th>dB</th> <th>dBV/m</th> <th>dB</th> <th>dB</th> <th>dB</th> <th>cm</th> <th>deg</th> <th></th> <th></th> </tr> </thead> <tbody> <tr> <td>1</td> <td>5623.20</td> <td>56.08</td> <td>-12.28</td> <td>68.30</td> <td>40.82</td> <td>38.38</td> <td>18.43</td> <td>33.64</td> <td>100</td> <td>123 Peak</td> <td>VERTICAL</td> </tr> <tr> <td>2</td> <td>5641.60</td> <td>55.80</td> <td>-21.11</td> <td>76.91</td> <td>40.55</td> <td>35.38</td> <td>12.56</td> <td>35.69</td> <td>100</td> <td>122 Peak</td> <td>VERTICAL</td> </tr> <tr> <td>3</td> <td>5718.40</td> <td>56.13</td> <td>-54.23</td> <td>110.45</td> <td>40.87</td> <td>35.32</td> <td>12.60</td> <td>32.72</td> <td>100</td> <td>122 Peak</td> <td>VERTICAL</td> </tr> <tr> <td>4</td> <td>5723.20</td> <td>57.42</td> <td>-40.78</td> <td>118.20</td> <td>42.17</td> <td>35.32</td> <td>12.65</td> <td>32.72</td> <td>100</td> <td>122 Peak</td> <td>VERTICAL</td> </tr> </tbody> </table>	Peak	Freq	Level	Over	Limit	ReadAntenna	Cable	Preamp	A/Pos	T/Pos	Remark	Pol/Phas		MHz	dBV/m	dB	dBV/m	dB	dB	dB	cm	deg			1	5623.20	56.08	-12.28	68.30	40.82	38.38	18.43	33.64	100	123 Peak	VERTICAL	2	5641.60	55.80	-21.11	76.91	40.55	35.38	12.56	35.69	100	122 Peak	VERTICAL	3	5718.40	56.13	-54.23	110.45	40.87	35.32	12.60	32.72	100	122 Peak	VERTICAL	4	5723.20	57.42	-40.78	118.20	42.17	35.32	12.65	32.72	100	122 Peak	VERTICAL	<p>Site Condition : 020906-KS : 5G BAND4 @ 3117 SN 70957 VERTICAL : RBW:1000.000kHz VBW:3000.000kHz SMT:Auto</p> <table border="1"> <thead> <tr> <th>Peak</th> <th>Freq</th> <th>Level</th> <th>Over</th> <th>Limit</th> <th>ReadAntenna</th> <th>Cable</th> <th>Preamp</th> <th>A/Pos</th> <th>T/Pos</th> <th>Remark</th> <th>Pol/Phas</th> </tr> <tr> <th></th> <th>MHz</th> <th>dBV/m</th> <th>dB</th> <th>dBV/m</th> <th>dB</th> <th>dB</th> <th>dB</th> <th>cm</th> <th>deg</th> <th></th> <th></th> </tr> </thead> <tbody> <tr> <td>1</td> <td>5782.00</td> <td>113.77</td> <td>-----</td> <td>98.53</td> <td>35.28</td> <td>13.72</td> <td>32.76</td> <td>100</td> <td>122 Peak</td> <td>VERTICAL</td> </tr> <tr> <td>2</td> <td>5782.00</td> <td>104.57</td> <td>-----</td> <td>91.33</td> <td>35.28</td> <td>12.72</td> <td>32.76</td> <td>100</td> <td>122 Average</td> <td>VERTICAL</td> </tr> </tbody> </table>	Peak	Freq	Level	Over	Limit	ReadAntenna	Cable	Preamp	A/Pos	T/Pos	Remark	Pol/Phas		MHz	dBV/m	dB	dBV/m	dB	dB	dB	cm	deg			1	5782.00	113.77	-----	98.53	35.28	13.72	32.76	100	122 Peak	VERTICAL	2	5782.00	104.57	-----	91.33	35.28	12.72	32.76	100	122 Average	VERTICAL
Peak	Freq	Level	Over	Limit	ReadAntenna	Cable	Preamp	A/Pos	T/Pos	Remark	Pol/Phas																																																																																																													
	MHz	dBV/m	dB	dBV/m	dB	dB	dB	cm	deg																																																																																																															
1	5623.20	56.08	-12.28	68.30	40.82	38.38	18.43	33.64	100	123 Peak	VERTICAL																																																																																																													
2	5641.60	55.80	-21.11	76.91	40.55	35.38	12.56	35.69	100	122 Peak	VERTICAL																																																																																																													
3	5718.40	56.13	-54.23	110.45	40.87	35.32	12.60	32.72	100	122 Peak	VERTICAL																																																																																																													
4	5723.20	57.42	-40.78	118.20	42.17	35.32	12.65	32.72	100	122 Peak	VERTICAL																																																																																																													
Peak	Freq	Level	Over	Limit	ReadAntenna	Cable	Preamp	A/Pos	T/Pos	Remark	Pol/Phas																																																																																																													
	MHz	dBV/m	dB	dBV/m	dB	dB	dB	cm	deg																																																																																																															
1	5782.00	113.77	-----	98.53	35.28	13.72	32.76	100	122 Peak	VERTICAL																																																																																																														
2	5782.00	104.57	-----	91.33	35.28	12.72	32.76	100	122 Average	VERTICAL																																																																																																														
Peak	<p>Site Condition : 020906-KS : 5G BAND4 @ 3117 SN 70957 VERTICAL : RBW:1000.000kHz VBW:3000.000kHz SMT:Auto</p> <table border="1"> <thead> <tr> <th>Peak</th> <th>Freq</th> <th>Level</th> <th>Over</th> <th>Limit</th> <th>ReadAntenna</th> <th>Cable</th> <th>Preamp</th> <th>A/Pos</th> <th>T/Pos</th> <th>Remark</th> <th>Pol/Phas</th> </tr> <tr> <th></th> <th>MHz</th> <th>dBV/m</th> <th>dB</th> <th>dBV/m</th> <th>dB</th> <th>dB</th> <th>dB</th> <th>cm</th> <th>deg</th> <th></th> <th></th> </tr> </thead> <tbody> <tr> <td>1</td> <td>5880.40</td> <td>55.81</td> <td>-45.58</td> <td>101.39</td> <td>40.61</td> <td>35.22</td> <td>12.79</td> <td>32.81</td> <td>100</td> <td>122 Peak</td> <td>VERTICAL</td> </tr> <tr> <td>2</td> <td>5899.60</td> <td>55.63</td> <td>-53.98</td> <td>109.61</td> <td>40.43</td> <td>35.20</td> <td>12.81</td> <td>32.81</td> <td>100</td> <td>122 Peak</td> <td>VERTICAL</td> </tr> <tr> <td>3</td> <td>5877.20</td> <td>56.80</td> <td>-47.03</td> <td>103.87</td> <td>41.45</td> <td>35.20</td> <td>12.83</td> <td>32.83</td> <td>100</td> <td>122 Peak</td> <td>VERTICAL</td> </tr> <tr> <td>4</td> <td>5938.40</td> <td>55.78</td> <td>-10.50</td> <td>66.20</td> <td>40.54</td> <td>35.17</td> <td>10.87</td> <td>30.85</td> <td>100</td> <td>122 Peak</td> <td>VERTICAL</td> </tr> </tbody> </table>	Peak	Freq	Level	Over	Limit	ReadAntenna	Cable	Preamp	A/Pos	T/Pos	Remark	Pol/Phas		MHz	dBV/m	dB	dBV/m	dB	dB	dB	cm	deg			1	5880.40	55.81	-45.58	101.39	40.61	35.22	12.79	32.81	100	122 Peak	VERTICAL	2	5899.60	55.63	-53.98	109.61	40.43	35.20	12.81	32.81	100	122 Peak	VERTICAL	3	5877.20	56.80	-47.03	103.87	41.45	35.20	12.83	32.83	100	122 Peak	VERTICAL	4	5938.40	55.78	-10.50	66.20	40.54	35.17	10.87	30.85	100	122 Peak	VERTICAL																																															
Peak	Freq	Level	Over	Limit	ReadAntenna	Cable	Preamp	A/Pos	T/Pos	Remark	Pol/Phas																																																																																																													
	MHz	dBV/m	dB	dBV/m	dB	dB	dB	cm	deg																																																																																																															
1	5880.40	55.81	-45.58	101.39	40.61	35.22	12.79	32.81	100	122 Peak	VERTICAL																																																																																																													
2	5899.60	55.63	-53.98	109.61	40.43	35.20	12.81	32.81	100	122 Peak	VERTICAL																																																																																																													
3	5877.20	56.80	-47.03	103.87	41.45	35.20	12.83	32.83	100	122 Peak	VERTICAL																																																																																																													
4	5938.40	55.78	-10.50	66.20	40.54	35.17	10.87	30.85	100	122 Peak	VERTICAL																																																																																																													



WIFI	Band UNII 3 5725-5850MHz Band Edge @ 3m																																																																																																																							
ANT	802.11ac VHT20 CH165 5825MHz																																																																																																																							
1+2	Horizontal	Fundamental																																																																																																																						
Peak	<p>Site : 032006-KS Condition : SG BAND4 Ch 3117 SN 10957 HORIZONAL RBW:1000.000kHz VBW:3000.000kHz SMT:Auto</p> <table border="1"> <thead> <tr> <th>Peak</th> <th>Freq</th> <th>Level</th> <th>Over</th> <th>Limit</th> <th>ReadAntenna</th> <th>Cable</th> <th>Preamp</th> <th>A/Pos</th> <th>T/Pos</th> <th>Remark</th> <th>Poi/Phas</th> </tr> <tr> <th></th> <th>MHz</th> <th>dBm/100MHz</th> <th>dB</th> <th>dBm/100MHz</th> <th>dB</th> <th>dB</th> <th>dB</th> <th>cm</th> <th>deg</th> <th></th> <th></th> </tr> </thead> <tbody> <tr> <td>1</td> <td>5850.00</td> <td>81.43</td> <td>-40.87</td> <td>122.30</td> <td>45.56</td> <td>35.90</td> <td>12.79</td> <td>33.81</td> <td>201</td> <td>333 Peak</td> <td>HORIZONT</td> </tr> <tr> <td>2</td> <td>5855.10</td> <td>77.46</td> <td>-33.41</td> <td>110.87</td> <td>41.56</td> <td>35.90</td> <td>12.81</td> <td>33.81</td> <td>201</td> <td>333 Peak</td> <td>HORIZONT</td> </tr> <tr> <td>3</td> <td>5879.60</td> <td>62.66</td> <td>-39.42</td> <td>101.08</td> <td>46.56</td> <td>35.90</td> <td>12.82</td> <td>32.82</td> <td>201</td> <td>333 Peak</td> <td>HORIZONT</td> </tr> <tr> <td>4</td> <td>5943.00</td> <td>57.77</td> <td>-10.53</td> <td>68.30</td> <td>41.86</td> <td>35.89</td> <td>12.89</td> <td>32.87</td> <td>201</td> <td>333 Peak</td> <td>HORIZONT</td> </tr> </tbody> </table>	Peak	Freq	Level	Over	Limit	ReadAntenna	Cable	Preamp	A/Pos	T/Pos	Remark	Poi/Phas		MHz	dBm/100MHz	dB	dBm/100MHz	dB	dB	dB	cm	deg			1	5850.00	81.43	-40.87	122.30	45.56	35.90	12.79	33.81	201	333 Peak	HORIZONT	2	5855.10	77.46	-33.41	110.87	41.56	35.90	12.81	33.81	201	333 Peak	HORIZONT	3	5879.60	62.66	-39.42	101.08	46.56	35.90	12.82	32.82	201	333 Peak	HORIZONT	4	5943.00	57.77	-10.53	68.30	41.86	35.89	12.89	32.87	201	333 Peak	HORIZONT	<p>Site : 032006-KS Condition : SG BAND4 Ch 3117 SN 10957 HORIZONAL RBW:1000.000kHz VBW:3000.000kHz SMT:Auto</p> <table border="1"> <thead> <tr> <th>Peak</th> <th>Freq</th> <th>Level</th> <th>Over</th> <th>Limit</th> <th>ReadAntenna</th> <th>Cable</th> <th>Preamp</th> <th>A/Pos</th> <th>T/Pos</th> <th>Remark</th> <th>Poi/Phas</th> </tr> <tr> <th></th> <th>MHz</th> <th>dBm/100MHz</th> <th>dB</th> <th>dBm/100MHz</th> <th>dB</th> <th>dB</th> <th>dB</th> <th>cm</th> <th>deg</th> <th></th> <th></th> </tr> </thead> <tbody> <tr> <td>1</td> <td>5830.00</td> <td>117.26</td> <td>-----</td> <td>101.60</td> <td>35.88</td> <td>12.77</td> <td>32.78</td> <td>201</td> <td>333 Peak</td> <td>HORIZONT</td> </tr> <tr> <td>2</td> <td>5830.00</td> <td>110.45</td> <td>-----</td> <td>94.59</td> <td>35.88</td> <td>12.77</td> <td>32.79</td> <td>201</td> <td>333 Average</td> <td>HORIZONT</td> </tr> </tbody> </table>	Peak	Freq	Level	Over	Limit	ReadAntenna	Cable	Preamp	A/Pos	T/Pos	Remark	Poi/Phas		MHz	dBm/100MHz	dB	dBm/100MHz	dB	dB	dB	cm	deg			1	5830.00	117.26	-----	101.60	35.88	12.77	32.78	201	333 Peak	HORIZONT	2	5830.00	110.45	-----	94.59	35.88	12.77	32.79	201	333 Average	HORIZONT
Peak	Freq	Level	Over	Limit	ReadAntenna	Cable	Preamp	A/Pos	T/Pos	Remark	Poi/Phas																																																																																																													
	MHz	dBm/100MHz	dB	dBm/100MHz	dB	dB	dB	cm	deg																																																																																																															
1	5850.00	81.43	-40.87	122.30	45.56	35.90	12.79	33.81	201	333 Peak	HORIZONT																																																																																																													
2	5855.10	77.46	-33.41	110.87	41.56	35.90	12.81	33.81	201	333 Peak	HORIZONT																																																																																																													
3	5879.60	62.66	-39.42	101.08	46.56	35.90	12.82	32.82	201	333 Peak	HORIZONT																																																																																																													
4	5943.00	57.77	-10.53	68.30	41.86	35.89	12.89	32.87	201	333 Peak	HORIZONT																																																																																																													
Peak	Freq	Level	Over	Limit	ReadAntenna	Cable	Preamp	A/Pos	T/Pos	Remark	Poi/Phas																																																																																																													
	MHz	dBm/100MHz	dB	dBm/100MHz	dB	dB	dB	cm	deg																																																																																																															
1	5830.00	117.26	-----	101.60	35.88	12.77	32.78	201	333 Peak	HORIZONT																																																																																																														
2	5830.00	110.45	-----	94.59	35.88	12.77	32.79	201	333 Average	HORIZONT																																																																																																														



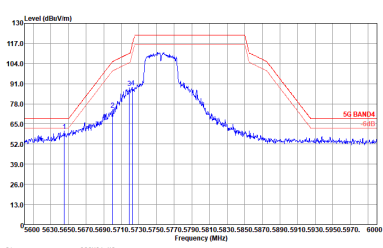
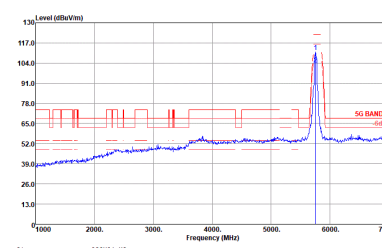
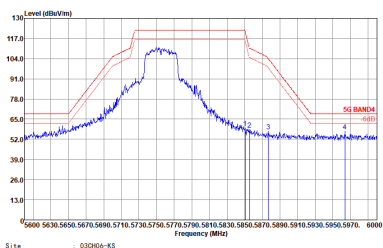
WIFI	Band UNII 3 5725~5850MHz Band Edge @ 3m																																																																																																																									
ANT	802.11ac VHT20 CH165 5825MHz																																																																																																																									
1+2	Vertical	Fundamental																																																																																																																								
Peak	<p>Site : 032906-K5 Condition : 58 BAND @ 3m 3117 ON 709CF VERTICAL RBW:1000.000kHz VBW:3000.000kHz SMT:Auto</p> <table border="1"> <thead> <tr> <th>Peak</th> <th>Freq</th> <th>Level</th> <th>Over</th> <th>Limit</th> <th>ReadAntenna</th> <th>Cable</th> <th>Preamp</th> <th>A/Pos</th> <th>T/Pos</th> <th>Remark</th> <th>Pol/Phas</th> </tr> <tr> <th></th> <th>(MHz)</th> <th>(dBm/100MHz)</th> <th>(dB)</th> <th>(dBm/100MHz)</th> <th>(dB)</th> <th>(dB)</th> <th>(dB)</th> <th>(dB)</th> <th>(dB)</th> <th></th> <th></th> </tr> </thead> <tbody> <tr> <td>1</td> <td>5825.00</td> <td>111.84</td> <td>63.84</td> <td>48.00</td> <td>40.42</td> <td>35.32</td> <td>12.79</td> <td>32.81</td> <td>100</td> <td>61 Peak</td> <td>VERTICAL</td> </tr> <tr> <td>2</td> <td>5850.00</td> <td>69.95</td> <td>20.92</td> <td>110.87</td> <td>54.75</td> <td>35.30</td> <td>12.81</td> <td>32.81</td> <td>100</td> <td>61 Peak</td> <td>VERTICAL</td> </tr> <tr> <td>3</td> <td>5800.00</td> <td>58.49</td> <td>-43.10</td> <td>101.09</td> <td>42.29</td> <td>35.30</td> <td>12.82</td> <td>32.82</td> <td>100</td> <td>61 Peak</td> <td>VERTICAL</td> </tr> <tr> <td>4</td> <td>5927.60</td> <td>57.78</td> <td>-10.52</td> <td>68.30</td> <td>42.54</td> <td>35.32</td> <td>12.87</td> <td>32.85</td> <td>100</td> <td>61 Peak</td> <td>VERTICAL</td> </tr> </tbody> </table>	Peak	Freq	Level	Over	Limit	ReadAntenna	Cable	Preamp	A/Pos	T/Pos	Remark	Pol/Phas		(MHz)	(dBm/100MHz)	(dB)	(dBm/100MHz)	(dB)	(dB)	(dB)	(dB)	(dB)			1	5825.00	111.84	63.84	48.00	40.42	35.32	12.79	32.81	100	61 Peak	VERTICAL	2	5850.00	69.95	20.92	110.87	54.75	35.30	12.81	32.81	100	61 Peak	VERTICAL	3	5800.00	58.49	-43.10	101.09	42.29	35.30	12.82	32.82	100	61 Peak	VERTICAL	4	5927.60	57.78	-10.52	68.30	42.54	35.32	12.87	32.85	100	61 Peak	VERTICAL	<p>Site : 032906-K5 Condition : 58 BAND @ 3m 3117 ON 709CF VERTICAL RBW:1000.000kHz VBW:3000.000kHz SMT:Auto</p> <table border="1"> <thead> <tr> <th>Peak</th> <th>Freq</th> <th>Level</th> <th>Over</th> <th>Limit</th> <th>ReadAntenna</th> <th>Cable</th> <th>Preamp</th> <th>A/Pos</th> <th>T/Pos</th> <th>Remark</th> <th>Pol/Phas</th> </tr> <tr> <th></th> <th>(MHz)</th> <th>(dBm/100MHz)</th> <th>(dB)</th> <th>(dBm/100MHz)</th> <th>(dB)</th> <th>(dB)</th> <th>(dB)</th> <th>(dB)</th> <th>(dB)</th> <th></th> <th></th> </tr> </thead> <tbody> <tr> <td>1</td> <td>5830.00</td> <td>111.84</td> <td>63.84</td> <td>48.00</td> <td>40.42</td> <td>35.32</td> <td>12.77</td> <td>32.79</td> <td>100</td> <td>61 Peak</td> <td>VERTICAL</td> </tr> <tr> <td>2</td> <td>5830.00</td> <td>104.59</td> <td>56.59</td> <td>48.00</td> <td>40.42</td> <td>35.32</td> <td>12.77</td> <td>32.79</td> <td>100</td> <td>61 Average</td> <td>VERTICAL</td> </tr> </tbody> </table>	Peak	Freq	Level	Over	Limit	ReadAntenna	Cable	Preamp	A/Pos	T/Pos	Remark	Pol/Phas		(MHz)	(dBm/100MHz)	(dB)	(dBm/100MHz)	(dB)	(dB)	(dB)	(dB)	(dB)			1	5830.00	111.84	63.84	48.00	40.42	35.32	12.77	32.79	100	61 Peak	VERTICAL	2	5830.00	104.59	56.59	48.00	40.42	35.32	12.77	32.79	100	61 Average	VERTICAL
Peak	Freq	Level	Over	Limit	ReadAntenna	Cable	Preamp	A/Pos	T/Pos	Remark	Pol/Phas																																																																																																															
	(MHz)	(dBm/100MHz)	(dB)	(dBm/100MHz)	(dB)	(dB)	(dB)	(dB)	(dB)																																																																																																																	
1	5825.00	111.84	63.84	48.00	40.42	35.32	12.79	32.81	100	61 Peak	VERTICAL																																																																																																															
2	5850.00	69.95	20.92	110.87	54.75	35.30	12.81	32.81	100	61 Peak	VERTICAL																																																																																																															
3	5800.00	58.49	-43.10	101.09	42.29	35.30	12.82	32.82	100	61 Peak	VERTICAL																																																																																																															
4	5927.60	57.78	-10.52	68.30	42.54	35.32	12.87	32.85	100	61 Peak	VERTICAL																																																																																																															
Peak	Freq	Level	Over	Limit	ReadAntenna	Cable	Preamp	A/Pos	T/Pos	Remark	Pol/Phas																																																																																																															
	(MHz)	(dBm/100MHz)	(dB)	(dBm/100MHz)	(dB)	(dB)	(dB)	(dB)	(dB)																																																																																																																	
1	5830.00	111.84	63.84	48.00	40.42	35.32	12.77	32.79	100	61 Peak	VERTICAL																																																																																																															
2	5830.00	104.59	56.59	48.00	40.42	35.32	12.77	32.79	100	61 Average	VERTICAL																																																																																																															



Band UNII 3 5725~5850MHz
WIFI 802.11ac VHT40 (Band Edge @ 3m)

WIFI	Band UNII 3 5725~5850MHz Band Edge @ 3m																																																																																																																													
ANT	802.11ac VHT40 CH151 5755MHz																																																																																																																													
1+2	Horizontal	Fundamental																																																																																																																												
Peak	<p>Site : 032006-KS Condition : 5G BAND4 3m 3117 SN 75957 HORIZONTA : RBW:1000.000kHz VBW:3000.000kHz SRT:Auto</p> <table border="1"> <thead> <tr> <th>Line</th> <th>Freq</th> <th>Level</th> <th>Over</th> <th>Limit</th> <th>ReadAntenna</th> <th>Cable</th> <th>Preamp</th> <th>A/Pos</th> <th>T/Pos</th> <th>Remark</th> <th>Pol/Phas</th> </tr> <tr> <th></th> <th>MHz</th> <th>dBV/m</th> <th>dB</th> <th>dBV/m</th> <th>dBV</th> <th>dB</th> <th>dB</th> <th>dB</th> <th>dB</th> <th>deg</th> <th></th> </tr> </thead> <tbody> <tr> <td>1</td> <td>5648.00</td> <td>62.75</td> <td>-8.55</td> <td>68.30</td> <td>47.28</td> <td>35.60</td> <td>12.54</td> <td>32.67</td> <td>113</td> <td>334</td> <td>Peak</td> <td>HORIZONT</td> </tr> <tr> <td>2</td> <td>5699.40</td> <td>78.33</td> <td>-25.89</td> <td>104.12</td> <td>62.75</td> <td>35.67</td> <td>13.60</td> <td>32.70</td> <td>113</td> <td>334</td> <td>Peak</td> <td>HORIZONT</td> </tr> <tr> <td>3</td> <td>5716.80</td> <td>92.33</td> <td>-17.78</td> <td>110.01</td> <td>76.62</td> <td>35.70</td> <td>12.63</td> <td>32.72</td> <td>113</td> <td>334</td> <td>Peak</td> <td>HORIZONT</td> </tr> <tr> <td>4</td> <td>5729.20</td> <td>92.46</td> <td>-25.74</td> <td>118.20</td> <td>76.81</td> <td>35.72</td> <td>12.60</td> <td>32.72</td> <td>113</td> <td>334</td> <td>Peak</td> <td>HORIZONT</td> </tr> </tbody> </table>	Line	Freq	Level	Over	Limit	ReadAntenna	Cable	Preamp	A/Pos	T/Pos	Remark	Pol/Phas		MHz	dBV/m	dB	dBV/m	dBV	dB	dB	dB	dB	deg		1	5648.00	62.75	-8.55	68.30	47.28	35.60	12.54	32.67	113	334	Peak	HORIZONT	2	5699.40	78.33	-25.89	104.12	62.75	35.67	13.60	32.70	113	334	Peak	HORIZONT	3	5716.80	92.33	-17.78	110.01	76.62	35.70	12.63	32.72	113	334	Peak	HORIZONT	4	5729.20	92.46	-25.74	118.20	76.81	35.72	12.60	32.72	113	334	Peak	HORIZONT	<p>Site : 032006-KS Condition : 5G BAND4 3m 3117 SN 75957 HORIZONTA : RBW:1000.000kHz VBW:3000.000kHz SRT:Auto</p> <table border="1"> <thead> <tr> <th>Line</th> <th>Freq</th> <th>Level</th> <th>Over</th> <th>Limit</th> <th>ReadAntenna</th> <th>Cable</th> <th>Preamp</th> <th>A/Pos</th> <th>T/Pos</th> <th>Remark</th> <th>Pol/Phas</th> </tr> <tr> <th></th> <th>MHz</th> <th>dBV/m</th> <th>dB</th> <th>dBV/m</th> <th>dBV</th> <th>dB</th> <th>dB</th> <th>dB</th> <th>dB</th> <th>deg</th> <th></th> </tr> </thead> <tbody> <tr> <td>1</td> <td>5758.00</td> <td>114.82</td> <td>-----</td> <td>99.10</td> <td>35.78</td> <td>12.69</td> <td>32.75</td> <td>113</td> <td>334</td> <td>Peak</td> <td>HORIZONT</td> </tr> <tr> <td>2</td> <td>5758.00</td> <td>107.60</td> <td>-----</td> <td>91.94</td> <td>35.78</td> <td>12.69</td> <td>32.75</td> <td>113</td> <td>334</td> <td>Average</td> <td>HORIZONT</td> </tr> </tbody> </table>	Line	Freq	Level	Over	Limit	ReadAntenna	Cable	Preamp	A/Pos	T/Pos	Remark	Pol/Phas		MHz	dBV/m	dB	dBV/m	dBV	dB	dB	dB	dB	deg		1	5758.00	114.82	-----	99.10	35.78	12.69	32.75	113	334	Peak	HORIZONT	2	5758.00	107.60	-----	91.94	35.78	12.69	32.75	113	334	Average	HORIZONT
Line	Freq	Level	Over	Limit	ReadAntenna	Cable	Preamp	A/Pos	T/Pos	Remark	Pol/Phas																																																																																																																			
	MHz	dBV/m	dB	dBV/m	dBV	dB	dB	dB	dB	deg																																																																																																																				
1	5648.00	62.75	-8.55	68.30	47.28	35.60	12.54	32.67	113	334	Peak	HORIZONT																																																																																																																		
2	5699.40	78.33	-25.89	104.12	62.75	35.67	13.60	32.70	113	334	Peak	HORIZONT																																																																																																																		
3	5716.80	92.33	-17.78	110.01	76.62	35.70	12.63	32.72	113	334	Peak	HORIZONT																																																																																																																		
4	5729.20	92.46	-25.74	118.20	76.81	35.72	12.60	32.72	113	334	Peak	HORIZONT																																																																																																																		
Line	Freq	Level	Over	Limit	ReadAntenna	Cable	Preamp	A/Pos	T/Pos	Remark	Pol/Phas																																																																																																																			
	MHz	dBV/m	dB	dBV/m	dBV	dB	dB	dB	dB	deg																																																																																																																				
1	5758.00	114.82	-----	99.10	35.78	12.69	32.75	113	334	Peak	HORIZONT																																																																																																																			
2	5758.00	107.60	-----	91.94	35.78	12.69	32.75	113	334	Average	HORIZONT																																																																																																																			
Peak	<p>Site : 032006-KS Condition : 5G BAND4 3m 3117 SN 75957 HORIZONTA : RBW:1000.000kHz VBW:3000.000kHz SRT:Auto</p> <table border="1"> <thead> <tr> <th>Line</th> <th>Freq</th> <th>Level</th> <th>Over</th> <th>Limit</th> <th>ReadAntenna</th> <th>Cable</th> <th>Preamp</th> <th>A/Pos</th> <th>T/Pos</th> <th>Remark</th> <th>Pol/Phas</th> </tr> <tr> <th></th> <th>MHz</th> <th>dBV/m</th> <th>dB</th> <th>dBV/m</th> <th>dBV</th> <th>dB</th> <th>dB</th> <th>dB</th> <th>dB</th> <th>deg</th> <th></th> </tr> </thead> <tbody> <tr> <td>1</td> <td>5851.60</td> <td>65.75</td> <td>-42.90</td> <td>118.65</td> <td>49.87</td> <td>35.90</td> <td>12.79</td> <td>32.81</td> <td>113</td> <td>334</td> <td>Peak</td> <td>HORIZONT</td> </tr> <tr> <td>2</td> <td>5868.80</td> <td>64.94</td> <td>-42.99</td> <td>107.03</td> <td>49.04</td> <td>35.90</td> <td>12.81</td> <td>32.81</td> <td>113</td> <td>334</td> <td>Peak</td> <td>HORIZONT</td> </tr> <tr> <td>3</td> <td>5878.00</td> <td>61.25</td> <td>-41.82</td> <td>103.07</td> <td>45.35</td> <td>35.90</td> <td>13.82</td> <td>32.82</td> <td>113</td> <td>334</td> <td>Peak</td> <td>HORIZONT</td> </tr> <tr> <td>4</td> <td>5927.20</td> <td>58.03</td> <td>-10.27</td> <td>68.30</td> <td>42.12</td> <td>35.89</td> <td>12.87</td> <td>32.85</td> <td>113</td> <td>334</td> <td>Peak</td> <td>HORIZONT</td> </tr> </tbody> </table>	Line	Freq	Level	Over	Limit	ReadAntenna	Cable	Preamp	A/Pos	T/Pos	Remark	Pol/Phas		MHz	dBV/m	dB	dBV/m	dBV	dB	dB	dB	dB	deg		1	5851.60	65.75	-42.90	118.65	49.87	35.90	12.79	32.81	113	334	Peak	HORIZONT	2	5868.80	64.94	-42.99	107.03	49.04	35.90	12.81	32.81	113	334	Peak	HORIZONT	3	5878.00	61.25	-41.82	103.07	45.35	35.90	13.82	32.82	113	334	Peak	HORIZONT	4	5927.20	58.03	-10.27	68.30	42.12	35.89	12.87	32.85	113	334	Peak	HORIZONT	-																																																
Line	Freq	Level	Over	Limit	ReadAntenna	Cable	Preamp	A/Pos	T/Pos	Remark	Pol/Phas																																																																																																																			
	MHz	dBV/m	dB	dBV/m	dBV	dB	dB	dB	dB	deg																																																																																																																				
1	5851.60	65.75	-42.90	118.65	49.87	35.90	12.79	32.81	113	334	Peak	HORIZONT																																																																																																																		
2	5868.80	64.94	-42.99	107.03	49.04	35.90	12.81	32.81	113	334	Peak	HORIZONT																																																																																																																		
3	5878.00	61.25	-41.82	103.07	45.35	35.90	13.82	32.82	113	334	Peak	HORIZONT																																																																																																																		
4	5927.20	58.03	-10.27	68.30	42.12	35.89	12.87	32.85	113	334	Peak	HORIZONT																																																																																																																		



WIFI	Band UNII 3 5725-5850MHz Band Edge @ 3m																																																																																																																							
ANT	802.11ac VHT40 CH151 5755MHz																																																																																																																							
1+2	Vertical	Fundamental																																																																																																																						
Peak	 <p>Site Condition : 030904-KS : 5G BAND4 on 3117 SN 70957 VERTICAL : RBW:1000.0000Hz; VBW:3000.0000Hz; SFT:Auto</p> <table border="1"> <thead> <tr> <th>Peak</th> <th>Freq</th> <th>Level</th> <th>Over</th> <th>Limit</th> <th>ReadAntenna</th> <th>Cable</th> <th>Preamp</th> <th>A/Pos</th> <th>T/Pos</th> <th>Remark</th> <th>Pol/Phas</th> </tr> <tr> <th></th> <th>MHz</th> <th>dBuV/m</th> <th>dB</th> <th>dBuV/m</th> <th>dB</th> <th>dB</th> <th>dB</th> <th>cm</th> <th>deg</th> <th></th> <th></th> </tr> </thead> <tbody> <tr> <td>1</td> <td>5645.20</td> <td>60.64</td> <td>-7.48</td> <td>68.10</td> <td>45.37</td> <td>35.40</td> <td>13.64</td> <td>33.67</td> <td>100</td> <td>60 Peak</td> <td>VERTICAL</td> </tr> <tr> <td>2</td> <td>5700.00</td> <td>74.27</td> <td>31.08</td> <td>105.30</td> <td>58.97</td> <td>35.30</td> <td>12.60</td> <td>35.70</td> <td>100</td> <td>60 Peak</td> <td>VERTICAL</td> </tr> <tr> <td>3</td> <td>5719.30</td> <td>88.35</td> <td>22.33</td> <td>110.68</td> <td>73.10</td> <td>35.32</td> <td>12.60</td> <td>32.72</td> <td>100</td> <td>60 Peak</td> <td>VERTICAL</td> </tr> <tr> <td>4</td> <td>5722.80</td> <td>88.88</td> <td>-28.40</td> <td>117.28</td> <td>73.63</td> <td>35.32</td> <td>12.60</td> <td>32.72</td> <td>100</td> <td>60 Peak</td> <td>VERTICAL</td> </tr> </tbody> </table>	Peak	Freq	Level	Over	Limit	ReadAntenna	Cable	Preamp	A/Pos	T/Pos	Remark	Pol/Phas		MHz	dBuV/m	dB	dBuV/m	dB	dB	dB	cm	deg			1	5645.20	60.64	-7.48	68.10	45.37	35.40	13.64	33.67	100	60 Peak	VERTICAL	2	5700.00	74.27	31.08	105.30	58.97	35.30	12.60	35.70	100	60 Peak	VERTICAL	3	5719.30	88.35	22.33	110.68	73.10	35.32	12.60	32.72	100	60 Peak	VERTICAL	4	5722.80	88.88	-28.40	117.28	73.63	35.32	12.60	32.72	100	60 Peak	VERTICAL	 <p>Site Condition : 030904-KS : 5G BAND4 on 3117 SN 70957 VERTICAL : RBW:1000.0000Hz; VBW:3000.0000Hz; SFT:Auto</p> <table border="1"> <thead> <tr> <th>Peak</th> <th>Freq</th> <th>Level</th> <th>Over</th> <th>Limit</th> <th>ReadAntenna</th> <th>Cable</th> <th>Preamp</th> <th>A/Pos</th> <th>T/Pos</th> <th>Remark</th> <th>Pol/Phas</th> </tr> <tr> <th></th> <th>MHz</th> <th>dBuV/m</th> <th>dB</th> <th>dBuV/m</th> <th>dB</th> <th>dB</th> <th>dB</th> <th>cm</th> <th>deg</th> <th></th> <th></th> </tr> </thead> <tbody> <tr> <td>1</td> <td>5752.00</td> <td>111.05</td> <td>-----</td> <td>86.80</td> <td>35.29</td> <td>12.69</td> <td>32.73</td> <td>100</td> <td>60 Peak</td> <td>VERTICAL</td> </tr> <tr> <td>2</td> <td>5752.00</td> <td>103.37</td> <td>-----</td> <td>88.12</td> <td>35.29</td> <td>12.69</td> <td>32.73</td> <td>100</td> <td>60 Average</td> <td>VERTICAL</td> </tr> </tbody> </table>	Peak	Freq	Level	Over	Limit	ReadAntenna	Cable	Preamp	A/Pos	T/Pos	Remark	Pol/Phas		MHz	dBuV/m	dB	dBuV/m	dB	dB	dB	cm	deg			1	5752.00	111.05	-----	86.80	35.29	12.69	32.73	100	60 Peak	VERTICAL	2	5752.00	103.37	-----	88.12	35.29	12.69	32.73	100	60 Average	VERTICAL
Peak	Freq	Level	Over	Limit	ReadAntenna	Cable	Preamp	A/Pos	T/Pos	Remark	Pol/Phas																																																																																																													
	MHz	dBuV/m	dB	dBuV/m	dB	dB	dB	cm	deg																																																																																																															
1	5645.20	60.64	-7.48	68.10	45.37	35.40	13.64	33.67	100	60 Peak	VERTICAL																																																																																																													
2	5700.00	74.27	31.08	105.30	58.97	35.30	12.60	35.70	100	60 Peak	VERTICAL																																																																																																													
3	5719.30	88.35	22.33	110.68	73.10	35.32	12.60	32.72	100	60 Peak	VERTICAL																																																																																																													
4	5722.80	88.88	-28.40	117.28	73.63	35.32	12.60	32.72	100	60 Peak	VERTICAL																																																																																																													
Peak	Freq	Level	Over	Limit	ReadAntenna	Cable	Preamp	A/Pos	T/Pos	Remark	Pol/Phas																																																																																																													
	MHz	dBuV/m	dB	dBuV/m	dB	dB	dB	cm	deg																																																																																																															
1	5752.00	111.05	-----	86.80	35.29	12.69	32.73	100	60 Peak	VERTICAL																																																																																																														
2	5752.00	103.37	-----	88.12	35.29	12.69	32.73	100	60 Average	VERTICAL																																																																																																														
Peak	 <p>Site Condition : 030904-KS : 5G BAND4 on 3117 SN 70957 VERTICAL : RBW:1000.0000Hz; VBW:3000.0000Hz; SFT:Auto</p> <table border="1"> <thead> <tr> <th>Peak</th> <th>Freq</th> <th>Level</th> <th>Over</th> <th>Limit</th> <th>ReadAntenna</th> <th>Cable</th> <th>Preamp</th> <th>A/Pos</th> <th>T/Pos</th> <th>Remark</th> <th>Pol/Phas</th> </tr> <tr> <th></th> <th>MHz</th> <th>dBuV/m</th> <th>dB</th> <th>dBuV/m</th> <th>dB</th> <th>dB</th> <th>dB</th> <th>cm</th> <th>deg</th> <th></th> <th></th> </tr> </thead> <tbody> <tr> <td>1</td> <td>5850.40</td> <td>59.55</td> <td>-41.84</td> <td>121.39</td> <td>44.35</td> <td>35.22</td> <td>12.79</td> <td>33.81</td> <td>100</td> <td>60 Peak</td> <td>VERTICAL</td> </tr> <tr> <td>2</td> <td>5850.60</td> <td>58.53</td> <td>-40.48</td> <td>119.72</td> <td>43.13</td> <td>35.20</td> <td>12.81</td> <td>33.81</td> <td>100</td> <td>60 Peak</td> <td>VERTICAL</td> </tr> <tr> <td>3</td> <td>5876.80</td> <td>57.05</td> <td>-46.91</td> <td>103.96</td> <td>41.85</td> <td>35.20</td> <td>12.80</td> <td>33.87</td> <td>100</td> <td>60 Peak</td> <td>VERTICAL</td> </tr> <tr> <td>4</td> <td>5963.60</td> <td>57.37</td> <td>-10.90</td> <td>68.20</td> <td>42.11</td> <td>35.22</td> <td>12.91</td> <td>33.87</td> <td>100</td> <td>60 Peak</td> <td>VERTICAL</td> </tr> </tbody> </table>	Peak	Freq	Level	Over	Limit	ReadAntenna	Cable	Preamp	A/Pos	T/Pos	Remark	Pol/Phas		MHz	dBuV/m	dB	dBuV/m	dB	dB	dB	cm	deg			1	5850.40	59.55	-41.84	121.39	44.35	35.22	12.79	33.81	100	60 Peak	VERTICAL	2	5850.60	58.53	-40.48	119.72	43.13	35.20	12.81	33.81	100	60 Peak	VERTICAL	3	5876.80	57.05	-46.91	103.96	41.85	35.20	12.80	33.87	100	60 Peak	VERTICAL	4	5963.60	57.37	-10.90	68.20	42.11	35.22	12.91	33.87	100	60 Peak	VERTICAL																																															
Peak	Freq	Level	Over	Limit	ReadAntenna	Cable	Preamp	A/Pos	T/Pos	Remark	Pol/Phas																																																																																																													
	MHz	dBuV/m	dB	dBuV/m	dB	dB	dB	cm	deg																																																																																																															
1	5850.40	59.55	-41.84	121.39	44.35	35.22	12.79	33.81	100	60 Peak	VERTICAL																																																																																																													
2	5850.60	58.53	-40.48	119.72	43.13	35.20	12.81	33.81	100	60 Peak	VERTICAL																																																																																																													
3	5876.80	57.05	-46.91	103.96	41.85	35.20	12.80	33.87	100	60 Peak	VERTICAL																																																																																																													
4	5963.60	57.37	-10.90	68.20	42.11	35.22	12.91	33.87	100	60 Peak	VERTICAL																																																																																																													



WIFI	Band UNII 3 5725-5850MHz Band Edge @ 3m																																																																																																																									
ANT	802.11ac VHT40 CH159 5795MHz																																																																																																																									
1+2	Horizontal	Fundamental																																																																																																																								
Peak	<p>Site : 020906-KS Condition : SG BAND4 on 3117 SN 70957 HORIZ/20NTL RBW:1000.000kHz VBW:3000.000kHz SFT:Auto</p> <table border="1"> <thead> <tr> <th>Peak</th> <th>Freq</th> <th>Level</th> <th>Over</th> <th>Limit</th> <th>ReadAntenna</th> <th>Cable</th> <th>Preamp</th> <th>A/Pos</th> <th>T/Pos</th> <th>Remark</th> <th>Pol/Phas</th> </tr> <tr> <th></th> <th>MHz</th> <th>dBuV/m</th> <th>dB</th> <th>dBuV/m</th> <th>dBuV</th> <th>dB</th> <th>dB</th> <th>cm</th> <th>deg</th> <th></th> <th></th> </tr> </thead> <tbody> <tr> <td>1</td> <td>5843.60</td> <td>87.39</td> <td>-11.01</td> <td>69.30</td> <td>41.82</td> <td>36.60</td> <td>18.54</td> <td>33.67</td> <td>126</td> <td>333 Peak</td> <td>HORIZ/20NT</td> </tr> <tr> <td>2</td> <td>5890.80</td> <td>66.32</td> <td>-33.20</td> <td>98.52</td> <td>49.75</td> <td>35.87</td> <td>12.60</td> <td>32.70</td> <td>126</td> <td>333 Peak</td> <td>HORIZ/20NT</td> </tr> <tr> <td>3</td> <td>5728.40</td> <td>71.84</td> <td>-38.01</td> <td>110.45</td> <td>56.91</td> <td>35.70</td> <td>12.60</td> <td>32.72</td> <td>126</td> <td>333 Peak</td> <td>HORIZ/20NT</td> </tr> <tr> <td>4</td> <td>5724.40</td> <td>71.51</td> <td>-49.42</td> <td>120.93</td> <td>55.86</td> <td>35.72</td> <td>12.65</td> <td>32.72</td> <td>126</td> <td>333 Peak</td> <td>HORIZ/20NT</td> </tr> </tbody> </table>	Peak	Freq	Level	Over	Limit	ReadAntenna	Cable	Preamp	A/Pos	T/Pos	Remark	Pol/Phas		MHz	dBuV/m	dB	dBuV/m	dBuV	dB	dB	cm	deg			1	5843.60	87.39	-11.01	69.30	41.82	36.60	18.54	33.67	126	333 Peak	HORIZ/20NT	2	5890.80	66.32	-33.20	98.52	49.75	35.87	12.60	32.70	126	333 Peak	HORIZ/20NT	3	5728.40	71.84	-38.01	110.45	56.91	35.70	12.60	32.72	126	333 Peak	HORIZ/20NT	4	5724.40	71.51	-49.42	120.93	55.86	35.72	12.65	32.72	126	333 Peak	HORIZ/20NT	<p>Site : 020906-KS Condition : SG BAND4 on 3117 SN 70957 HORIZ/20NTL RBW:1000.000kHz VBW:3000.000kHz SFT:Auto</p> <table border="1"> <thead> <tr> <th>Peak</th> <th>Freq</th> <th>Level</th> <th>Over</th> <th>Limit</th> <th>ReadAntenna</th> <th>Cable</th> <th>Preamp</th> <th>A/Pos</th> <th>T/Pos</th> <th>Remark</th> <th>Pol/Phas</th> </tr> <tr> <th></th> <th>MHz</th> <th>dBuV/m</th> <th>dB</th> <th>dBuV/m</th> <th>dBuV</th> <th>dB</th> <th>dB</th> <th>cm</th> <th>deg</th> <th></th> <th></th> </tr> </thead> <tbody> <tr> <td>1</td> <td>5794.00</td> <td>115.47</td> <td>-----</td> <td>99.86</td> <td>35.83</td> <td>12.74</td> <td>32.74</td> <td>126</td> <td>333 Peak</td> <td>HORIZ/20NT</td> <td></td> </tr> <tr> <td>2</td> <td>5794.00</td> <td>167.62</td> <td>-----</td> <td>91.81</td> <td>35.83</td> <td>12.74</td> <td>32.76</td> <td>126</td> <td>333 Average</td> <td>HORIZ/20NT</td> <td></td> </tr> </tbody> </table>	Peak	Freq	Level	Over	Limit	ReadAntenna	Cable	Preamp	A/Pos	T/Pos	Remark	Pol/Phas		MHz	dBuV/m	dB	dBuV/m	dBuV	dB	dB	cm	deg			1	5794.00	115.47	-----	99.86	35.83	12.74	32.74	126	333 Peak	HORIZ/20NT		2	5794.00	167.62	-----	91.81	35.83	12.74	32.76	126	333 Average	HORIZ/20NT	
Peak	Freq	Level	Over	Limit	ReadAntenna	Cable	Preamp	A/Pos	T/Pos	Remark	Pol/Phas																																																																																																															
	MHz	dBuV/m	dB	dBuV/m	dBuV	dB	dB	cm	deg																																																																																																																	
1	5843.60	87.39	-11.01	69.30	41.82	36.60	18.54	33.67	126	333 Peak	HORIZ/20NT																																																																																																															
2	5890.80	66.32	-33.20	98.52	49.75	35.87	12.60	32.70	126	333 Peak	HORIZ/20NT																																																																																																															
3	5728.40	71.84	-38.01	110.45	56.91	35.70	12.60	32.72	126	333 Peak	HORIZ/20NT																																																																																																															
4	5724.40	71.51	-49.42	120.93	55.86	35.72	12.65	32.72	126	333 Peak	HORIZ/20NT																																																																																																															
Peak	Freq	Level	Over	Limit	ReadAntenna	Cable	Preamp	A/Pos	T/Pos	Remark	Pol/Phas																																																																																																															
	MHz	dBuV/m	dB	dBuV/m	dBuV	dB	dB	cm	deg																																																																																																																	
1	5794.00	115.47	-----	99.86	35.83	12.74	32.74	126	333 Peak	HORIZ/20NT																																																																																																																
2	5794.00	167.62	-----	91.81	35.83	12.74	32.76	126	333 Average	HORIZ/20NT																																																																																																																
Peak	<p>Site : 020906-KS Condition : SG BAND4 on 3117 SN 70957 HORIZ/20NTL RBW:1000.000kHz VBW:3000.000kHz SFT:Auto</p> <table border="1"> <thead> <tr> <th>Peak</th> <th>Freq</th> <th>Level</th> <th>Over</th> <th>Limit</th> <th>ReadAntenna</th> <th>Cable</th> <th>Preamp</th> <th>A/Pos</th> <th>T/Pos</th> <th>Remark</th> <th>Pol/Phas</th> </tr> <tr> <th></th> <th>MHz</th> <th>dBuV/m</th> <th>dB</th> <th>dBuV/m</th> <th>dBuV</th> <th>dB</th> <th>dB</th> <th>cm</th> <th>deg</th> <th></th> <th></th> </tr> </thead> <tbody> <tr> <td>1</td> <td>5851.60</td> <td>76.98</td> <td>-41.47</td> <td>118.65</td> <td>61.10</td> <td>35.90</td> <td>12.79</td> <td>32.81</td> <td>126</td> <td>333 Peak</td> <td>HORIZ/20NT</td> </tr> <tr> <td>2</td> <td>5805.20</td> <td>70.21</td> <td>-35.40</td> <td>110.84</td> <td>59.31</td> <td>35.90</td> <td>12.81</td> <td>32.81</td> <td>126</td> <td>333 Peak</td> <td>HORIZ/20NT</td> </tr> <tr> <td>3</td> <td>5879.20</td> <td>70.01</td> <td>-32.77</td> <td>100.18</td> <td>54.11</td> <td>35.90</td> <td>12.83</td> <td>32.83</td> <td>126</td> <td>333 Peak</td> <td>HORIZ/20NT</td> </tr> <tr> <td>4</td> <td>5922.80</td> <td>60.13</td> <td>-48.07</td> <td>60.20</td> <td>44.32</td> <td>35.89</td> <td>12.87</td> <td>32.85</td> <td>126</td> <td>333 Peak</td> <td>HORIZ/20NT</td> </tr> </tbody> </table>	Peak	Freq	Level	Over	Limit	ReadAntenna	Cable	Preamp	A/Pos	T/Pos	Remark	Pol/Phas		MHz	dBuV/m	dB	dBuV/m	dBuV	dB	dB	cm	deg			1	5851.60	76.98	-41.47	118.65	61.10	35.90	12.79	32.81	126	333 Peak	HORIZ/20NT	2	5805.20	70.21	-35.40	110.84	59.31	35.90	12.81	32.81	126	333 Peak	HORIZ/20NT	3	5879.20	70.01	-32.77	100.18	54.11	35.90	12.83	32.83	126	333 Peak	HORIZ/20NT	4	5922.80	60.13	-48.07	60.20	44.32	35.89	12.87	32.85	126	333 Peak	HORIZ/20NT	<p style="text-align: center;">-</p>																																																
Peak	Freq	Level	Over	Limit	ReadAntenna	Cable	Preamp	A/Pos	T/Pos	Remark	Pol/Phas																																																																																																															
	MHz	dBuV/m	dB	dBuV/m	dBuV	dB	dB	cm	deg																																																																																																																	
1	5851.60	76.98	-41.47	118.65	61.10	35.90	12.79	32.81	126	333 Peak	HORIZ/20NT																																																																																																															
2	5805.20	70.21	-35.40	110.84	59.31	35.90	12.81	32.81	126	333 Peak	HORIZ/20NT																																																																																																															
3	5879.20	70.01	-32.77	100.18	54.11	35.90	12.83	32.83	126	333 Peak	HORIZ/20NT																																																																																																															
4	5922.80	60.13	-48.07	60.20	44.32	35.89	12.87	32.85	126	333 Peak	HORIZ/20NT																																																																																																															



WIFI	Band UNII 3 5725-5850MHz Band Edge @ 3m																											
ANT	802.11ac VHT40 CH159 5795MHz																											
1+2	Vertical	Fundamental																										
Peak	<p>Site : 020900-K5 Condition : 5G BAND4 3m 3117 SN 70957 VERTICAL RBW:1000.000kHz VBW:3000.000kHz SMT:Auto</p> <table border="1"> <thead> <tr> <th>1</th> <th>2</th> <th>3</th> <th>4</th> </tr> </thead> <tbody> <tr> <td>5674.00</td> <td>57.10</td> <td>-11.20</td> <td>48.30</td> </tr> <tr> <td>5699.00</td> <td>62.89</td> <td>-42.12</td> <td>100.01</td> </tr> <tr> <td>5720.00</td> <td>60.00</td> <td>-46.90</td> <td>110.90</td> </tr> <tr> <td>5720.40</td> <td>69.43</td> <td>-42.38</td> <td>111.81</td> </tr> </tbody> </table>	1	2	3	4	5674.00	57.10	-11.20	48.30	5699.00	62.89	-42.12	100.01	5720.00	60.00	-46.90	110.90	5720.40	69.43	-42.38	111.81	<p>Site : 020900-K5 Condition : 5G BAND4 3m 3117 SN 70957 VERTICAL RBW:1000.000kHz VBW:3000.000kHz SMT:Auto</p> <table border="1"> <thead> <tr> <th>1</th> <th>2</th> </tr> </thead> <tbody> <tr> <td>5794.00</td> <td>110.27</td> </tr> <tr> <td>5794.00</td> <td>103.19</td> </tr> </tbody> </table>	1	2	5794.00	110.27	5794.00	103.19
1	2	3	4																									
5674.00	57.10	-11.20	48.30																									
5699.00	62.89	-42.12	100.01																									
5720.00	60.00	-46.90	110.90																									
5720.40	69.43	-42.38	111.81																									
1	2																											
5794.00	110.27																											
5794.00	103.19																											
Peak	<p>Site : 020900-K5 Condition : 5G BAND4 3m 3117 SN 70957 VERTICAL RBW:1000.000kHz VBW:3000.000kHz SMT:Auto</p> <table border="1"> <thead> <tr> <th>1</th> <th>2</th> <th>3</th> <th>4</th> </tr> </thead> <tbody> <tr> <td>5850.40</td> <td>71.07</td> <td>-50.32</td> <td>121.39</td> </tr> <tr> <td>5850.20</td> <td>70.09</td> <td>-40.20</td> <td>110.84</td> </tr> <tr> <td>5876.80</td> <td>63.02</td> <td>-40.94</td> <td>103.76</td> </tr> <tr> <td>5966.00</td> <td>58.49</td> <td>-11.81</td> <td>60.20</td> </tr> </tbody> </table>	1	2	3	4	5850.40	71.07	-50.32	121.39	5850.20	70.09	-40.20	110.84	5876.80	63.02	-40.94	103.76	5966.00	58.49	-11.81	60.20	-						
1	2	3	4																									
5850.40	71.07	-50.32	121.39																									
5850.20	70.09	-40.20	110.84																									
5876.80	63.02	-40.94	103.76																									
5966.00	58.49	-11.81	60.20																									



Band UNII 3 5725~5850MHz
WIFI 802.11ac VHT80 (Band Edge @ 3m)

WIFI	Band UNII 3 5725~5850MHz Band Edge @ 3m																																																																																	
ANT	802.11ac VHT80 CH155 5775MHz																																																																																	
1+2	Horizontal	Fundamental																																																																																
Peak	<p>Site Condition : 032006-KS : 5G BAND4 3m 3117 SN 75957 HORIZONTA : RBW:1000.000kHz VBW:3000.000kHz SRT:Auto</p> <table border="1"> <thead> <tr> <th>Line</th> <th>Freq (MHz)</th> <th>Level (dBV/m)</th> <th>Over Limit</th> <th>ReadAntenna Level Factor</th> <th>Cable Preamp Loss Factor</th> <th>A/Pos (dB)</th> <th>T/Pos (deg)</th> <th>Remark</th> <th>Pol/Phas</th> </tr> </thead> <tbody> <tr> <td>1</td> <td>5650.00</td> <td>67.38</td> <td>-0.92</td> <td>68.30</td> <td>51.89</td> <td>35.60</td> <td>12.56</td> <td>33.67</td> <td>112 336 Peak</td> </tr> <tr> <td>2</td> <td>5699.40</td> <td>82.83</td> <td>-21.29</td> <td>104.12</td> <td>67.26</td> <td>35.67</td> <td>12.60</td> <td>32.70</td> <td>112 336 Peak</td> </tr> <tr> <td>3</td> <td>5775.20</td> <td>87.48</td> <td>-22.54</td> <td>110.02</td> <td>71.87</td> <td>35.70</td> <td>12.63</td> <td>32.72</td> <td>112 336 Peak</td> </tr> <tr> <td>4</td> <td>5725.00</td> <td>87.43</td> <td>-25.75</td> <td>113.18</td> <td>71.80</td> <td>35.70</td> <td>12.60</td> <td>32.72</td> <td>112 336 Peak</td> </tr> </tbody> </table>	Line	Freq (MHz)	Level (dBV/m)	Over Limit	ReadAntenna Level Factor	Cable Preamp Loss Factor	A/Pos (dB)	T/Pos (deg)	Remark	Pol/Phas	1	5650.00	67.38	-0.92	68.30	51.89	35.60	12.56	33.67	112 336 Peak	2	5699.40	82.83	-21.29	104.12	67.26	35.67	12.60	32.70	112 336 Peak	3	5775.20	87.48	-22.54	110.02	71.87	35.70	12.63	32.72	112 336 Peak	4	5725.00	87.43	-25.75	113.18	71.80	35.70	12.60	32.72	112 336 Peak	<p>Site Condition : 032006-KS : 5G BAND4 3m 3117 SN 75957 HORIZONTA : RBW:1000.000kHz VBW:3000.000kHz SRT:Auto</p> <table border="1"> <thead> <tr> <th>Line</th> <th>Freq (MHz)</th> <th>Level (dBV/m)</th> <th>Over Limit</th> <th>ReadAntenna Level Factor</th> <th>Cable Preamp Loss Factor</th> <th>A/Pos (dB)</th> <th>T/Pos (deg)</th> <th>Remark</th> <th>Pol/Phas</th> </tr> </thead> <tbody> <tr> <td>1</td> <td>5775.00</td> <td>111.56</td> <td>-----</td> <td>95.80</td> <td>35.80</td> <td>12.72</td> <td>32.76</td> <td>112 336 Peak</td> <td>HORIZONT</td> </tr> <tr> <td>2</td> <td>5776.00</td> <td>103.66</td> <td>-----</td> <td>87.70</td> <td>35.80</td> <td>12.72</td> <td>32.76</td> <td>112 336 Average</td> <td>HORIZONT</td> </tr> </tbody> </table>	Line	Freq (MHz)	Level (dBV/m)	Over Limit	ReadAntenna Level Factor	Cable Preamp Loss Factor	A/Pos (dB)	T/Pos (deg)	Remark	Pol/Phas	1	5775.00	111.56	-----	95.80	35.80	12.72	32.76	112 336 Peak	HORIZONT	2	5776.00	103.66	-----	87.70	35.80	12.72	32.76	112 336 Average	HORIZONT
Line	Freq (MHz)	Level (dBV/m)	Over Limit	ReadAntenna Level Factor	Cable Preamp Loss Factor	A/Pos (dB)	T/Pos (deg)	Remark	Pol/Phas																																																																									
1	5650.00	67.38	-0.92	68.30	51.89	35.60	12.56	33.67	112 336 Peak																																																																									
2	5699.40	82.83	-21.29	104.12	67.26	35.67	12.60	32.70	112 336 Peak																																																																									
3	5775.20	87.48	-22.54	110.02	71.87	35.70	12.63	32.72	112 336 Peak																																																																									
4	5725.00	87.43	-25.75	113.18	71.80	35.70	12.60	32.72	112 336 Peak																																																																									
Line	Freq (MHz)	Level (dBV/m)	Over Limit	ReadAntenna Level Factor	Cable Preamp Loss Factor	A/Pos (dB)	T/Pos (deg)	Remark	Pol/Phas																																																																									
1	5775.00	111.56	-----	95.80	35.80	12.72	32.76	112 336 Peak	HORIZONT																																																																									
2	5776.00	103.66	-----	87.70	35.80	12.72	32.76	112 336 Average	HORIZONT																																																																									
Peak	<p>Site Condition : 032006-KS : 5G BAND4 3m 3117 SN 75957 HORIZONTA : RBW:1000.000kHz VBW:3000.000kHz SRT:Auto</p> <table border="1"> <thead> <tr> <th>Line</th> <th>Freq (MHz)</th> <th>Level (dBV/m)</th> <th>Over Limit</th> <th>ReadAntenna Level Factor</th> <th>Cable Preamp Loss Factor</th> <th>A/Pos (dB)</th> <th>T/Pos (deg)</th> <th>Remark</th> <th>Pol/Phas</th> </tr> </thead> <tbody> <tr> <td>1</td> <td>5854.40</td> <td>80.86</td> <td>-31.41</td> <td>112.27</td> <td>64.94</td> <td>35.90</td> <td>12.81</td> <td>32.81</td> <td>112 336 Peak</td> </tr> <tr> <td>2</td> <td>5808.40</td> <td>78.94</td> <td>-31.01</td> <td>109.95</td> <td>63.04</td> <td>35.90</td> <td>12.81</td> <td>32.81</td> <td>112 336 Peak</td> </tr> <tr> <td>3</td> <td>5878.40</td> <td>74.50</td> <td>-38.47</td> <td>103.77</td> <td>58.40</td> <td>35.90</td> <td>12.82</td> <td>32.82</td> <td>112 336 Peak</td> </tr> <tr> <td>4</td> <td>5926.80</td> <td>63.51</td> <td>-4.79</td> <td>68.30</td> <td>47.60</td> <td>35.89</td> <td>12.87</td> <td>32.85</td> <td>112 336 Peak</td> </tr> </tbody> </table>	Line	Freq (MHz)	Level (dBV/m)	Over Limit	ReadAntenna Level Factor	Cable Preamp Loss Factor	A/Pos (dB)	T/Pos (deg)	Remark	Pol/Phas	1	5854.40	80.86	-31.41	112.27	64.94	35.90	12.81	32.81	112 336 Peak	2	5808.40	78.94	-31.01	109.95	63.04	35.90	12.81	32.81	112 336 Peak	3	5878.40	74.50	-38.47	103.77	58.40	35.90	12.82	32.82	112 336 Peak	4	5926.80	63.51	-4.79	68.30	47.60	35.89	12.87	32.85	112 336 Peak	-																														
Line	Freq (MHz)	Level (dBV/m)	Over Limit	ReadAntenna Level Factor	Cable Preamp Loss Factor	A/Pos (dB)	T/Pos (deg)	Remark	Pol/Phas																																																																									
1	5854.40	80.86	-31.41	112.27	64.94	35.90	12.81	32.81	112 336 Peak																																																																									
2	5808.40	78.94	-31.01	109.95	63.04	35.90	12.81	32.81	112 336 Peak																																																																									
3	5878.40	74.50	-38.47	103.77	58.40	35.90	12.82	32.82	112 336 Peak																																																																									
4	5926.80	63.51	-4.79	68.30	47.60	35.89	12.87	32.85	112 336 Peak																																																																									



WIFI	Band UNII 3 5725-5850MHz Band Edge @ 3m																																																																																																																	
ANT	802.11ac VHT80 CH155 5775MHz																																																																																																																	
1+2	Vertical	Fundamental																																																																																																																
Peak	<p>Site Condition : 020906-KS : 5G BAND4 on 3117 SN 70957 VERTICAL : RBW:1000.0000Hz VBW:3000.0000Hz SMT:Auto</p> <table border="1"> <thead> <tr> <th>Over</th> <th>Limit</th> <th>ReadAntenna</th> <th>Cable</th> <th>Preamp</th> <th>A/Pos</th> <th>T/Pos</th> <th>Remark</th> <th>Pol/Phas</th> </tr> <tr> <th>Level</th> <th>Line</th> <th>Level</th> <th>Loss</th> <th>Factor</th> <th>Factor</th> <th>Factor</th> <th>dBm</th> <th>deg</th> </tr> <tr> <th>dBμV/m</th> <th>dB</th> <th>dBμV/m</th> <th>dB</th> <th>dB</th> <th>dB</th> <th>dB</th> <th>dBm</th> <th>deg</th> </tr> </thead> <tbody> <tr> <td>1 5638.80</td> <td>65.93</td> <td>-4.28</td> <td>69.30</td> <td>48.45</td> <td>35.40</td> <td>13.54</td> <td>33.67</td> <td>111</td> <td>SB Peak VERTICAL</td> </tr> <tr> <td>2 5693.60</td> <td>77.34</td> <td>-23.24</td> <td>100.88</td> <td>42.09</td> <td>35.30</td> <td>12.60</td> <td>35.70</td> <td>111</td> <td>SB Peak VERTICAL</td> </tr> <tr> <td>3 5719.60</td> <td>82.59</td> <td>-28.70</td> <td>110.79</td> <td>44.84</td> <td>35.32</td> <td>12.60</td> <td>32.72</td> <td>111</td> <td>SB Peak VERTICAL</td> </tr> <tr> <td>4 5724.80</td> <td>83.38</td> <td>-38.46</td> <td>121.84</td> <td>48.13</td> <td>35.32</td> <td>12.60</td> <td>32.72</td> <td>111</td> <td>SB Peak VERTICAL</td> </tr> </tbody> </table>	Over	Limit	ReadAntenna	Cable	Preamp	A/Pos	T/Pos	Remark	Pol/Phas	Level	Line	Level	Loss	Factor	Factor	Factor	dBm	deg	dBμV/m	dB	dBμV/m	dB	dB	dB	dB	dBm	deg	1 5638.80	65.93	-4.28	69.30	48.45	35.40	13.54	33.67	111	SB Peak VERTICAL	2 5693.60	77.34	-23.24	100.88	42.09	35.30	12.60	35.70	111	SB Peak VERTICAL	3 5719.60	82.59	-28.70	110.79	44.84	35.32	12.60	32.72	111	SB Peak VERTICAL	4 5724.80	83.38	-38.46	121.84	48.13	35.32	12.60	32.72	111	SB Peak VERTICAL	<p>Site Condition : 020906-KS : 5G BAND4 on 3117 SN 70957 VERTICAL : RBW:1000.0000Hz VBW:3000.0000Hz SMT:Auto</p> <table border="1"> <thead> <tr> <th>Over</th> <th>Limit</th> <th>ReadAntenna</th> <th>Cable</th> <th>Preamp</th> <th>A/Pos</th> <th>T/Pos</th> <th>Remark</th> <th>Pol/Phas</th> </tr> <tr> <th>Level</th> <th>Line</th> <th>Level</th> <th>Loss</th> <th>Factor</th> <th>Factor</th> <th>Factor</th> <th>dBm</th> <th>deg</th> </tr> <tr> <th>dBμV/m</th> <th>dB</th> <th>dBμV/m</th> <th>dB</th> <th>dB</th> <th>dB</th> <th>dB</th> <th>dBm</th> <th>deg</th> </tr> </thead> <tbody> <tr> <td>1 5776.00</td> <td>105.73</td> <td>-----</td> <td>90.48</td> <td>35.28</td> <td>13.72</td> <td>32.76</td> <td>111</td> <td>SB Peak VERTICAL</td> </tr> <tr> <td>2 5776.00</td> <td>98.73</td> <td>-----</td> <td>83.49</td> <td>35.28</td> <td>12.72</td> <td>32.76</td> <td>111</td> <td>SB Average VERTICAL</td> </tr> </tbody> </table>	Over	Limit	ReadAntenna	Cable	Preamp	A/Pos	T/Pos	Remark	Pol/Phas	Level	Line	Level	Loss	Factor	Factor	Factor	dBm	deg	dBμV/m	dB	dBμV/m	dB	dB	dB	dB	dBm	deg	1 5776.00	105.73	-----	90.48	35.28	13.72	32.76	111	SB Peak VERTICAL	2 5776.00	98.73	-----	83.49	35.28	12.72	32.76	111	SB Average VERTICAL
Over	Limit	ReadAntenna	Cable	Preamp	A/Pos	T/Pos	Remark	Pol/Phas																																																																																																										
Level	Line	Level	Loss	Factor	Factor	Factor	dBm	deg																																																																																																										
dBμV/m	dB	dBμV/m	dB	dB	dB	dB	dBm	deg																																																																																																										
1 5638.80	65.93	-4.28	69.30	48.45	35.40	13.54	33.67	111	SB Peak VERTICAL																																																																																																									
2 5693.60	77.34	-23.24	100.88	42.09	35.30	12.60	35.70	111	SB Peak VERTICAL																																																																																																									
3 5719.60	82.59	-28.70	110.79	44.84	35.32	12.60	32.72	111	SB Peak VERTICAL																																																																																																									
4 5724.80	83.38	-38.46	121.84	48.13	35.32	12.60	32.72	111	SB Peak VERTICAL																																																																																																									
Over	Limit	ReadAntenna	Cable	Preamp	A/Pos	T/Pos	Remark	Pol/Phas																																																																																																										
Level	Line	Level	Loss	Factor	Factor	Factor	dBm	deg																																																																																																										
dBμV/m	dB	dBμV/m	dB	dB	dB	dB	dBm	deg																																																																																																										
1 5776.00	105.73	-----	90.48	35.28	13.72	32.76	111	SB Peak VERTICAL																																																																																																										
2 5776.00	98.73	-----	83.49	35.28	12.72	32.76	111	SB Average VERTICAL																																																																																																										
Peak	<p>Site Condition : 020906-KS : 5G BAND4 on 3117 SN 70957 VERTICAL : RBW:1000.0000Hz VBW:3000.0000Hz SMT:Auto</p> <table border="1"> <thead> <tr> <th>Over</th> <th>Limit</th> <th>ReadAntenna</th> <th>Cable</th> <th>Preamp</th> <th>A/Pos</th> <th>T/Pos</th> <th>Remark</th> <th>Pol/Phas</th> </tr> <tr> <th>Level</th> <th>Line</th> <th>Level</th> <th>Loss</th> <th>Factor</th> <th>Factor</th> <th>Factor</th> <th>dBm</th> <th>deg</th> </tr> <tr> <th>dBμV/m</th> <th>dB</th> <th>dBμV/m</th> <th>dB</th> <th>dB</th> <th>dB</th> <th>dB</th> <th>dBm</th> <th>deg</th> </tr> </thead> <tbody> <tr> <td>1 5852.40</td> <td>74.91</td> <td>-41.92</td> <td>116.83</td> <td>59.71</td> <td>35.22</td> <td>12.79</td> <td>33.81</td> <td>111</td> <td>SB Peak VERTICAL</td> </tr> <tr> <td>2 5857.60</td> <td>73.54</td> <td>-36.60</td> <td>110.17</td> <td>58.34</td> <td>35.20</td> <td>12.81</td> <td>32.81</td> <td>111</td> <td>SB Peak VERTICAL</td> </tr> <tr> <td>3 5876.40</td> <td>68.93</td> <td>-35.33</td> <td>104.26</td> <td>53.73</td> <td>35.20</td> <td>12.83</td> <td>33.83</td> <td>111</td> <td>SB Peak VERTICAL</td> </tr> <tr> <td>4 5906.80</td> <td>55.19</td> <td>-11.38</td> <td>66.30</td> <td>41.68</td> <td>35.12</td> <td>12.83</td> <td>33.85</td> <td>111</td> <td>SB Peak VERTICAL</td> </tr> </tbody> </table>	Over	Limit	ReadAntenna	Cable	Preamp	A/Pos	T/Pos	Remark	Pol/Phas	Level	Line	Level	Loss	Factor	Factor	Factor	dBm	deg	dBμV/m	dB	dBμV/m	dB	dB	dB	dB	dBm	deg	1 5852.40	74.91	-41.92	116.83	59.71	35.22	12.79	33.81	111	SB Peak VERTICAL	2 5857.60	73.54	-36.60	110.17	58.34	35.20	12.81	32.81	111	SB Peak VERTICAL	3 5876.40	68.93	-35.33	104.26	53.73	35.20	12.83	33.83	111	SB Peak VERTICAL	4 5906.80	55.19	-11.38	66.30	41.68	35.12	12.83	33.85	111	SB Peak VERTICAL																																														
Over	Limit	ReadAntenna	Cable	Preamp	A/Pos	T/Pos	Remark	Pol/Phas																																																																																																										
Level	Line	Level	Loss	Factor	Factor	Factor	dBm	deg																																																																																																										
dBμV/m	dB	dBμV/m	dB	dB	dB	dB	dBm	deg																																																																																																										
1 5852.40	74.91	-41.92	116.83	59.71	35.22	12.79	33.81	111	SB Peak VERTICAL																																																																																																									
2 5857.60	73.54	-36.60	110.17	58.34	35.20	12.81	32.81	111	SB Peak VERTICAL																																																																																																									
3 5876.40	68.93	-35.33	104.26	53.73	35.20	12.83	33.83	111	SB Peak VERTICAL																																																																																																									
4 5906.80	55.19	-11.38	66.30	41.68	35.12	12.83	33.85	111	SB Peak VERTICAL																																																																																																									



Band UNII 3 - 5725~5850MHz

WIFI 802.11a (Harmonic @ 3m)

WIFI	Band UNII 3 5725~5850MHz Harmonic @ 3m																																																															
ANT	802.11a CH149 5745MHz																																																															
1+2	Horizontal	Vertical																																																														
Peak	<p>Site : 030506-K3 Condition : SS BAND4 3m 3117 ON 19957 HORIZ/20NTAL RSM 1500 0000Hz VSW 3200 0000Hz SFT:Auto</p> <table border="1"> <thead> <tr> <th>Over</th> <th>Limit</th> <th>ReadAntenna</th> <th>Cable</th> <th>Preamp</th> <th>A/Pos</th> <th>T/Pos</th> <th>Remark</th> <th>Pol/Phas</th> </tr> <tr> <th>MHz</th> <th>dBuV/m</th> <th>dB</th> <th>dBuV/m</th> <th>dBuV</th> <th>dB/m</th> <th>dB</th> <th>cm</th> <th>deg</th> </tr> </thead> <tbody> <tr> <td>1</td> <td>11490.00</td> <td>46.59</td> <td>-27.41</td> <td>74.00</td> <td>50.71</td> <td>39.19</td> <td>19.00</td> <td>62.31</td> <td>300</td> <td>0</td> <td>Peak</td> <td>HORIZ/20NT</td> </tr> </tbody> </table>	Over	Limit	ReadAntenna	Cable	Preamp	A/Pos	T/Pos	Remark	Pol/Phas	MHz	dBuV/m	dB	dBuV/m	dBuV	dB/m	dB	cm	deg	1	11490.00	46.59	-27.41	74.00	50.71	39.19	19.00	62.31	300	0	Peak	HORIZ/20NT	<p>Site : 030506-K3 Condition : SS BAND4 3m 3117 ON 19957 VERTICAL RSM 1500 0000Hz VSW 3200 0000Hz SFT:Auto</p> <table border="1"> <thead> <tr> <th>Over</th> <th>Limit</th> <th>ReadAntenna</th> <th>Cable</th> <th>Preamp</th> <th>A/Pos</th> <th>T/Pos</th> <th>Remark</th> <th>Pol/Phas</th> </tr> <tr> <th>MHz</th> <th>dBuV/m</th> <th>dB</th> <th>dBuV/m</th> <th>dBuV</th> <th>dB/m</th> <th>dB</th> <th>cm</th> <th>deg</th> </tr> </thead> <tbody> <tr> <td>1</td> <td>11490.00</td> <td>45.50</td> <td>-28.50</td> <td>74.00</td> <td>50.22</td> <td>38.59</td> <td>19.00</td> <td>62.31</td> <td>100</td> <td>360</td> <td>Peak</td> <td>VERTICAL</td> </tr> </tbody> </table>	Over	Limit	ReadAntenna	Cable	Preamp	A/Pos	T/Pos	Remark	Pol/Phas	MHz	dBuV/m	dB	dBuV/m	dBuV	dB/m	dB	cm	deg	1	11490.00	45.50	-28.50	74.00	50.22	38.59	19.00	62.31	100	360	Peak	VERTICAL
Over	Limit	ReadAntenna	Cable	Preamp	A/Pos	T/Pos	Remark	Pol/Phas																																																								
MHz	dBuV/m	dB	dBuV/m	dBuV	dB/m	dB	cm	deg																																																								
1	11490.00	46.59	-27.41	74.00	50.71	39.19	19.00	62.31	300	0	Peak	HORIZ/20NT																																																				
Over	Limit	ReadAntenna	Cable	Preamp	A/Pos	T/Pos	Remark	Pol/Phas																																																								
MHz	dBuV/m	dB	dBuV/m	dBuV	dB/m	dB	cm	deg																																																								
1	11490.00	45.50	-28.50	74.00	50.22	38.59	19.00	62.31	100	360	Peak	VERTICAL																																																				
Avg.																																																																



WIFI	Band UNII 3 5725~5850MHz Harmonic @ 3m																																																																															
ANT	802.11a CH157 5785MHz																																																																															
1+2	Horizontal	Vertical																																																																														
<p>Peak</p>	<p>Site Condition : 032626-KS : 5G BAND4 on 3117 SN 10953 HORIZONTAL : RBW:1000.000kHz VBW:3000.000kHz SFT:Auto</p> <table border="1"> <thead> <tr> <th>Over</th> <th>Limit</th> <th>ReadAntenna</th> <th>Cable</th> <th>Preamp</th> <th>A/Pos</th> <th>T/Pos</th> <th>Remark</th> <th>Pol/Phas</th> </tr> <tr> <th>Level</th> <th>Line</th> <th>Level Factor</th> <th>Loss Factor</th> <th></th> <th>cm</th> <th>deg</th> <th></th> <th></th> </tr> <tr> <th>dB</th> <th>dBuV/m</th> <th>dB</th> <th>dB</th> <th>dB</th> <th></th> <th></th> <th></th> <th></th> </tr> </thead> <tbody> <tr> <td>1</td> <td>11570.00</td> <td>46.02</td> <td>-21.98</td> <td>74.00</td> <td>49.72</td> <td>39.42</td> <td>19.07</td> <td>62.19</td> <td>300</td> <td>0 Peak</td> <td>HORIZONTAL</td> </tr> </tbody> </table>	Over	Limit	ReadAntenna	Cable	Preamp	A/Pos	T/Pos	Remark	Pol/Phas	Level	Line	Level Factor	Loss Factor		cm	deg			dB	dBuV/m	dB	dB	dB					1	11570.00	46.02	-21.98	74.00	49.72	39.42	19.07	62.19	300	0 Peak	HORIZONTAL	<p>Site Condition : 032626-KS : 5G BAND4 on 3117 SN 10953 VERTICAL : RBW:1000.000kHz VBW:3000.000kHz SFT:Auto</p> <table border="1"> <thead> <tr> <th>Over</th> <th>Limit</th> <th>ReadAntenna</th> <th>Cable</th> <th>Preamp</th> <th>A/Pos</th> <th>T/Pos</th> <th>Remark</th> <th>Pol/Phas</th> </tr> <tr> <th>Level</th> <th>Line</th> <th>Level Factor</th> <th>Loss Factor</th> <th></th> <th>cm</th> <th>deg</th> <th></th> <th></th> </tr> <tr> <th>dB</th> <th>dBuV/m</th> <th>dB</th> <th>dB</th> <th>dB</th> <th></th> <th></th> <th></th> <th></th> </tr> </thead> <tbody> <tr> <td>1</td> <td>11570.00</td> <td>44.93</td> <td>-29.07</td> <td>74.00</td> <td>49.37</td> <td>38.68</td> <td>19.07</td> <td>62.19</td> <td>100</td> <td>300 Peak</td> <td>VERTICAL</td> </tr> </tbody> </table>	Over	Limit	ReadAntenna	Cable	Preamp	A/Pos	T/Pos	Remark	Pol/Phas	Level	Line	Level Factor	Loss Factor		cm	deg			dB	dBuV/m	dB	dB	dB					1	11570.00	44.93	-29.07	74.00	49.37	38.68	19.07	62.19	100	300 Peak	VERTICAL
Over	Limit	ReadAntenna	Cable	Preamp	A/Pos	T/Pos	Remark	Pol/Phas																																																																								
Level	Line	Level Factor	Loss Factor		cm	deg																																																																										
dB	dBuV/m	dB	dB	dB																																																																												
1	11570.00	46.02	-21.98	74.00	49.72	39.42	19.07	62.19	300	0 Peak	HORIZONTAL																																																																					
Over	Limit	ReadAntenna	Cable	Preamp	A/Pos	T/Pos	Remark	Pol/Phas																																																																								
Level	Line	Level Factor	Loss Factor		cm	deg																																																																										
dB	dBuV/m	dB	dB	dB																																																																												
1	11570.00	44.93	-29.07	74.00	49.37	38.68	19.07	62.19	100	300 Peak	VERTICAL																																																																					
<p>Avg.</p>																																																																																



WIFI	Band UNII 3 5725~5850MHz Harmonic @ 3m																																																													
ANT	802.11a CH165 5825MHz																																																													
1+2	Horizontal	Vertical																																																												
Peak Avg.	<p>Site : 032903-KS Condition : SG BAND4 Ch 3117 ON 109CF HORIZONTAL RBW:1000.000kHz VBW:3000.000kHz SFT:Auto</p> <table border="1"> <thead> <tr> <th>Over</th> <th>Limit</th> <th>ReadAntenna</th> <th>Cable</th> <th>Preamp</th> <th>A/Pos</th> <th>T/Pos</th> <th>Remark</th> <th>Pol/Phas</th> </tr> <tr> <th>Freq</th> <th>Level</th> <th>Limit</th> <th>Level</th> <th>Factor</th> <th>Loss</th> <th>Factor</th> <th>dB</th> <th>dB</th> </tr> </thead> <tbody> <tr> <td>1</td> <td>11650.00</td> <td>47.00</td> <td>-27.00</td> <td>74.00</td> <td>50.34</td> <td>39.04</td> <td>19.12</td> <td>62.10</td> <td>300</td> <td>0 Peak</td> <td>HORIZONTAL</td> </tr> </tbody> </table>	Over	Limit	ReadAntenna	Cable	Preamp	A/Pos	T/Pos	Remark	Pol/Phas	Freq	Level	Limit	Level	Factor	Loss	Factor	dB	dB	1	11650.00	47.00	-27.00	74.00	50.34	39.04	19.12	62.10	300	0 Peak	HORIZONTAL	<p>Site : 032903-KS Condition : SG BAND4 Ch 3117 ON 109CF VERTICAL RBW:1000.000kHz VBW:3000.000kHz SFT:Auto</p> <table border="1"> <thead> <tr> <th>Over</th> <th>Limit</th> <th>ReadAntenna</th> <th>Cable</th> <th>Preamp</th> <th>A/Pos</th> <th>T/Pos</th> <th>Remark</th> <th>Pol/Phas</th> </tr> <tr> <th>Freq</th> <th>Level</th> <th>Limit</th> <th>Level</th> <th>Factor</th> <th>Loss</th> <th>Factor</th> <th>dB</th> <th>dB</th> </tr> </thead> <tbody> <tr> <td>1</td> <td>11650.00</td> <td>45.54</td> <td>-28.46</td> <td>74.00</td> <td>49.75</td> <td>39.77</td> <td>19.12</td> <td>62.10</td> <td>100</td> <td>300 Peak</td> <td>VERTICAL</td> </tr> </tbody> </table>	Over	Limit	ReadAntenna	Cable	Preamp	A/Pos	T/Pos	Remark	Pol/Phas	Freq	Level	Limit	Level	Factor	Loss	Factor	dB	dB	1	11650.00	45.54	-28.46	74.00	49.75	39.77	19.12	62.10	100	300 Peak	VERTICAL
	Over	Limit	ReadAntenna	Cable	Preamp	A/Pos	T/Pos	Remark	Pol/Phas																																																					
Freq	Level	Limit	Level	Factor	Loss	Factor	dB	dB																																																						
1	11650.00	47.00	-27.00	74.00	50.34	39.04	19.12	62.10	300	0 Peak	HORIZONTAL																																																			
Over	Limit	ReadAntenna	Cable	Preamp	A/Pos	T/Pos	Remark	Pol/Phas																																																						
Freq	Level	Limit	Level	Factor	Loss	Factor	dB	dB																																																						
1	11650.00	45.54	-28.46	74.00	49.75	39.77	19.12	62.10	100	300 Peak	VERTICAL																																																			



**Band UNII 3 5725~5850MHz
WIFI 802.11n HT20 (Harmonic @ 3m)**

WIFI	Band UNII 3 5725~5850MHz Harmonic @ 3m																																																																			
ANT	802.11n HT20 CH149 5745MHz																																																																			
1+2	Horizontal	Vertical																																																																		
Peak Avg.	<p>Site : 020000-RS Condition : SG_BAND4_3m_3117_5N_75957_HORIZONTAL : RBW:1000.000kHz VBW:3000.000kHz SFT:Auto</p> <table border="1"> <thead> <tr> <th>Freq</th> <th>Level</th> <th>Over</th> <th>Limit</th> <th>HeadAntenna</th> <th>Cable</th> <th>Preamp</th> <th>A/Pos</th> <th>T/Pos</th> <th>Remark</th> <th>Pol/Phas</th> </tr> <tr> <th>MHz</th> <th>dBV/m</th> <th>dB</th> <th>dBV/m</th> <th>dB/m</th> <th>dB</th> <th>dB</th> <th>cm</th> <th>deg</th> <th></th> <th></th> </tr> </thead> <tbody> <tr> <td>1 11490.00</td> <td>47.14</td> <td>-26.86</td> <td>74.00</td> <td>51.26</td> <td>39.19</td> <td>19.00</td> <td>62.31</td> <td>300</td> <td>0 Peak</td> <td>HORIZONTAL</td> </tr> </tbody> </table>	Freq	Level	Over	Limit	HeadAntenna	Cable	Preamp	A/Pos	T/Pos	Remark	Pol/Phas	MHz	dBV/m	dB	dBV/m	dB/m	dB	dB	cm	deg			1 11490.00	47.14	-26.86	74.00	51.26	39.19	19.00	62.31	300	0 Peak	HORIZONTAL	<p>Site : 020000-RS Condition : SG_BAND4_3m_3117_5N_75957_VERTICAL : RBW:1000.000kHz VBW:3000.000kHz SFT:Auto</p> <table border="1"> <thead> <tr> <th>Freq</th> <th>Level</th> <th>Over</th> <th>Limit</th> <th>HeadAntenna</th> <th>Cable</th> <th>Preamp</th> <th>A/Pos</th> <th>T/Pos</th> <th>Remark</th> <th>Pol/Phas</th> </tr> <tr> <th>MHz</th> <th>dBV/m</th> <th>dB</th> <th>dBV/m</th> <th>dB/m</th> <th>dB</th> <th>dB</th> <th>cm</th> <th>deg</th> <th></th> <th></th> </tr> </thead> <tbody> <tr> <td>1 11490.00</td> <td>45.40</td> <td>-28.60</td> <td>74.00</td> <td>50.12</td> <td>38.59</td> <td>19.00</td> <td>62.31</td> <td>100</td> <td>300 Peak</td> <td>VERTICAL</td> </tr> </tbody> </table>	Freq	Level	Over	Limit	HeadAntenna	Cable	Preamp	A/Pos	T/Pos	Remark	Pol/Phas	MHz	dBV/m	dB	dBV/m	dB/m	dB	dB	cm	deg			1 11490.00	45.40	-28.60	74.00	50.12	38.59	19.00	62.31	100	300 Peak	VERTICAL
Freq	Level	Over	Limit	HeadAntenna	Cable	Preamp	A/Pos	T/Pos	Remark	Pol/Phas																																																										
MHz	dBV/m	dB	dBV/m	dB/m	dB	dB	cm	deg																																																												
1 11490.00	47.14	-26.86	74.00	51.26	39.19	19.00	62.31	300	0 Peak	HORIZONTAL																																																										
Freq	Level	Over	Limit	HeadAntenna	Cable	Preamp	A/Pos	T/Pos	Remark	Pol/Phas																																																										
MHz	dBV/m	dB	dBV/m	dB/m	dB	dB	cm	deg																																																												
1 11490.00	45.40	-28.60	74.00	50.12	38.59	19.00	62.31	100	300 Peak	VERTICAL																																																										



WIFI	Band UNII 3 5725~5850MHz Harmonic @ 3m																																																											
ANT	802.11n HT20 CH157 5785MHz																																																											
1+2	Horizontal	Vertical																																																										
<p>Peak</p>	<p>Site : 032906-KS Condition : SG BAND4 on 3117 SN 10953 HORIZONTAL RBW:1000.000kHz VBW:3000.000kHz SFT:Auto</p> <table border="1"> <thead> <tr> <th>Over</th> <th>Limit</th> <th>ReadAntenna</th> <th>Cable</th> <th>Preamp</th> <th>A/Pos</th> <th>T/Pos</th> <th>Remark</th> <th>Pol/Phas</th> </tr> <tr> <th>Level</th> <th>Line</th> <th>Level Factor</th> <th>Loss Factor</th> <th></th> <th>cm</th> <th>deg</th> <th></th> <th></th> </tr> </thead> <tbody> <tr> <td>11570.00</td> <td>46.84</td> <td>-21.16</td> <td>74.00</td> <td>50.54</td> <td>39.42</td> <td>19.07</td> <td>62.19</td> <td>300</td> <td>0 Peak</td> <td>HORIZONTAL</td> </tr> </tbody> </table>	Over	Limit	ReadAntenna	Cable	Preamp	A/Pos	T/Pos	Remark	Pol/Phas	Level	Line	Level Factor	Loss Factor		cm	deg			11570.00	46.84	-21.16	74.00	50.54	39.42	19.07	62.19	300	0 Peak	HORIZONTAL	<p>Site : 032906-KS Condition : SG BAND4 on 3117 SN 10953 VERTICAL RBW:1000.000kHz VBW:3000.000kHz SFT:Auto</p> <table border="1"> <thead> <tr> <th>Over</th> <th>Limit</th> <th>ReadAntenna</th> <th>Cable</th> <th>Preamp</th> <th>A/Pos</th> <th>T/Pos</th> <th>Remark</th> <th>Pol/Phas</th> </tr> <tr> <th>Level</th> <th>Line</th> <th>Level Factor</th> <th>Loss Factor</th> <th></th> <th>cm</th> <th>deg</th> <th></th> <th></th> </tr> </thead> <tbody> <tr> <td>11570.00</td> <td>44.83</td> <td>-29.17</td> <td>74.00</td> <td>49.27</td> <td>38.68</td> <td>19.07</td> <td>62.19</td> <td>100</td> <td>300 Peak</td> <td>VERTICAL</td> </tr> </tbody> </table>	Over	Limit	ReadAntenna	Cable	Preamp	A/Pos	T/Pos	Remark	Pol/Phas	Level	Line	Level Factor	Loss Factor		cm	deg			11570.00	44.83	-29.17	74.00	49.27	38.68	19.07	62.19	100	300 Peak	VERTICAL
Over	Limit	ReadAntenna	Cable	Preamp	A/Pos	T/Pos	Remark	Pol/Phas																																																				
Level	Line	Level Factor	Loss Factor		cm	deg																																																						
11570.00	46.84	-21.16	74.00	50.54	39.42	19.07	62.19	300	0 Peak	HORIZONTAL																																																		
Over	Limit	ReadAntenna	Cable	Preamp	A/Pos	T/Pos	Remark	Pol/Phas																																																				
Level	Line	Level Factor	Loss Factor		cm	deg																																																						
11570.00	44.83	-29.17	74.00	49.27	38.68	19.07	62.19	100	300 Peak	VERTICAL																																																		
<p>Avg.</p>																																																												



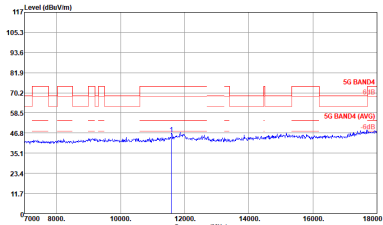
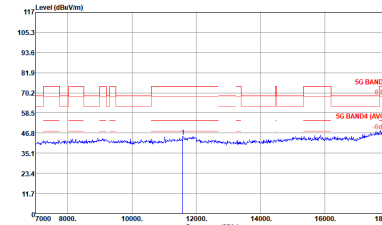
WIFI	Band UNII 3 5725~5850MHz Harmonic @ 3m																																																																											
ANT	802.11n HT20 CH165 5825MHz																																																																											
1+2	Horizontal	Vertical																																																																										
<p>Peak</p>	<p>Site Condition : 032906-KS : SG BAND4 on 3117 SN 10953 HORIZONTAL : RBW:1000.000kHz VBW:3000.000kHz SFT:Auto</p> <table border="1"> <thead> <tr> <th>Over</th> <th>Limit</th> <th>ReadAntenna</th> <th>Cable</th> <th>Preamp</th> <th>A/Pos</th> <th>T/Pos</th> <th>Remark</th> <th>Pol/Phas</th> </tr> <tr> <th>Freq</th> <th>Level</th> <th>Line</th> <th>Level</th> <th>Factor</th> <th>Loss</th> <th>Factor</th> <th>cm</th> <th>deg</th> </tr> <tr> <th>MHz</th> <th>dBuV/m</th> <th>dB</th> <th>dBuV/m</th> <th>dB</th> <th>dB</th> <th>dB</th> <th>cm</th> <th>deg</th> </tr> </thead> <tbody> <tr> <td>1 11650.00</td> <td>47.01</td> <td>-29.99</td> <td>74.00</td> <td>50.35</td> <td>39.04</td> <td>19.12</td> <td>62.10</td> <td>300</td> <td>0 Peak HORIZONTAL</td> </tr> </tbody> </table>	Over	Limit	ReadAntenna	Cable	Preamp	A/Pos	T/Pos	Remark	Pol/Phas	Freq	Level	Line	Level	Factor	Loss	Factor	cm	deg	MHz	dBuV/m	dB	dBuV/m	dB	dB	dB	cm	deg	1 11650.00	47.01	-29.99	74.00	50.35	39.04	19.12	62.10	300	0 Peak HORIZONTAL	<p>Site Condition : 032906-KS : SG BAND4 on 3117 SN 10953 VERTICAL : RBW:1000.000kHz VBW:3000.000kHz SFT:Auto</p> <table border="1"> <thead> <tr> <th>Over</th> <th>Limit</th> <th>ReadAntenna</th> <th>Cable</th> <th>Preamp</th> <th>A/Pos</th> <th>T/Pos</th> <th>Remark</th> <th>Pol/Phas</th> </tr> <tr> <th>Freq</th> <th>Level</th> <th>Line</th> <th>Level</th> <th>Factor</th> <th>Loss</th> <th>Factor</th> <th>cm</th> <th>deg</th> </tr> <tr> <th>MHz</th> <th>dBuV/m</th> <th>dB</th> <th>dBuV/m</th> <th>dB</th> <th>dB</th> <th>dB</th> <th>cm</th> <th>deg</th> </tr> </thead> <tbody> <tr> <td>1 11650.00</td> <td>44.87</td> <td>-29.13</td> <td>74.00</td> <td>49.08</td> <td>38.77</td> <td>19.12</td> <td>62.10</td> <td>100</td> <td>300 Peak VERTICAL</td> </tr> </tbody> </table>	Over	Limit	ReadAntenna	Cable	Preamp	A/Pos	T/Pos	Remark	Pol/Phas	Freq	Level	Line	Level	Factor	Loss	Factor	cm	deg	MHz	dBuV/m	dB	dBuV/m	dB	dB	dB	cm	deg	1 11650.00	44.87	-29.13	74.00	49.08	38.77	19.12	62.10	100	300 Peak VERTICAL
Over	Limit	ReadAntenna	Cable	Preamp	A/Pos	T/Pos	Remark	Pol/Phas																																																																				
Freq	Level	Line	Level	Factor	Loss	Factor	cm	deg																																																																				
MHz	dBuV/m	dB	dBuV/m	dB	dB	dB	cm	deg																																																																				
1 11650.00	47.01	-29.99	74.00	50.35	39.04	19.12	62.10	300	0 Peak HORIZONTAL																																																																			
Over	Limit	ReadAntenna	Cable	Preamp	A/Pos	T/Pos	Remark	Pol/Phas																																																																				
Freq	Level	Line	Level	Factor	Loss	Factor	cm	deg																																																																				
MHz	dBuV/m	dB	dBuV/m	dB	dB	dB	cm	deg																																																																				
1 11650.00	44.87	-29.13	74.00	49.08	38.77	19.12	62.10	100	300 Peak VERTICAL																																																																			
<p>Avg.</p>	<p>Site Condition : 032906-KS : SG BAND4 on 3117 SN 10953 HORIZONTAL : RBW:1000.000kHz VBW:3000.000kHz SFT:Auto</p> <table border="1"> <thead> <tr> <th>Over</th> <th>Limit</th> <th>ReadAntenna</th> <th>Cable</th> <th>Preamp</th> <th>A/Pos</th> <th>T/Pos</th> <th>Remark</th> <th>Pol/Phas</th> </tr> <tr> <th>Freq</th> <th>Level</th> <th>Line</th> <th>Level</th> <th>Factor</th> <th>Loss</th> <th>Factor</th> <th>cm</th> <th>deg</th> </tr> <tr> <th>MHz</th> <th>dBuV/m</th> <th>dB</th> <th>dBuV/m</th> <th>dB</th> <th>dB</th> <th>dB</th> <th>cm</th> <th>deg</th> </tr> </thead> <tbody> <tr> <td>1 11650.00</td> <td>47.01</td> <td>-29.99</td> <td>74.00</td> <td>50.35</td> <td>39.04</td> <td>19.12</td> <td>62.10</td> <td>300</td> <td>0 Peak HORIZONTAL</td> </tr> </tbody> </table>	Over	Limit	ReadAntenna	Cable	Preamp	A/Pos	T/Pos	Remark	Pol/Phas	Freq	Level	Line	Level	Factor	Loss	Factor	cm	deg	MHz	dBuV/m	dB	dBuV/m	dB	dB	dB	cm	deg	1 11650.00	47.01	-29.99	74.00	50.35	39.04	19.12	62.10	300	0 Peak HORIZONTAL	<p>Site Condition : 032906-KS : SG BAND4 on 3117 SN 10953 VERTICAL : RBW:1000.000kHz VBW:3000.000kHz SFT:Auto</p> <table border="1"> <thead> <tr> <th>Over</th> <th>Limit</th> <th>ReadAntenna</th> <th>Cable</th> <th>Preamp</th> <th>A/Pos</th> <th>T/Pos</th> <th>Remark</th> <th>Pol/Phas</th> </tr> <tr> <th>Freq</th> <th>Level</th> <th>Line</th> <th>Level</th> <th>Factor</th> <th>Loss</th> <th>Factor</th> <th>cm</th> <th>deg</th> </tr> <tr> <th>MHz</th> <th>dBuV/m</th> <th>dB</th> <th>dBuV/m</th> <th>dB</th> <th>dB</th> <th>dB</th> <th>cm</th> <th>deg</th> </tr> </thead> <tbody> <tr> <td>1 11650.00</td> <td>44.87</td> <td>-29.13</td> <td>74.00</td> <td>49.08</td> <td>38.77</td> <td>19.12</td> <td>62.10</td> <td>100</td> <td>300 Peak VERTICAL</td> </tr> </tbody> </table>	Over	Limit	ReadAntenna	Cable	Preamp	A/Pos	T/Pos	Remark	Pol/Phas	Freq	Level	Line	Level	Factor	Loss	Factor	cm	deg	MHz	dBuV/m	dB	dBuV/m	dB	dB	dB	cm	deg	1 11650.00	44.87	-29.13	74.00	49.08	38.77	19.12	62.10	100	300 Peak VERTICAL
Over	Limit	ReadAntenna	Cable	Preamp	A/Pos	T/Pos	Remark	Pol/Phas																																																																				
Freq	Level	Line	Level	Factor	Loss	Factor	cm	deg																																																																				
MHz	dBuV/m	dB	dBuV/m	dB	dB	dB	cm	deg																																																																				
1 11650.00	47.01	-29.99	74.00	50.35	39.04	19.12	62.10	300	0 Peak HORIZONTAL																																																																			
Over	Limit	ReadAntenna	Cable	Preamp	A/Pos	T/Pos	Remark	Pol/Phas																																																																				
Freq	Level	Line	Level	Factor	Loss	Factor	cm	deg																																																																				
MHz	dBuV/m	dB	dBuV/m	dB	dB	dB	cm	deg																																																																				
1 11650.00	44.87	-29.13	74.00	49.08	38.77	19.12	62.10	100	300 Peak VERTICAL																																																																			



**Band UNII 3 5725~5850MHz
WIFI 802.11n HT40 (Harmonic @ 3m)**

WIFI	Band UNII 3 5725~5850MHz Harmonic @ 3m	
ANT	802.11n HT40 CH151 5755MHz	
1+2	Horizontal	Vertical
Peak Avg.		



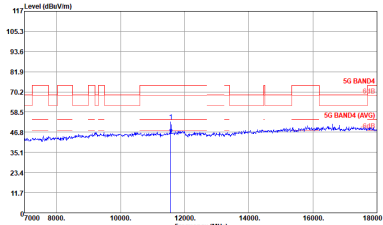
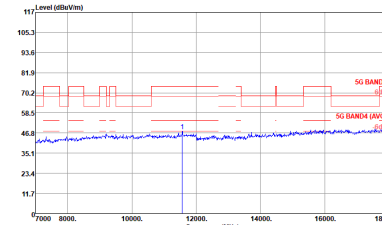
WIFI	Band UNII 3 5725~5850MHz Harmonic @ 3m																																																															
ANT	802.11n HT40 CH159 5795MHz																																																															
1+2	Horizontal	Vertical																																																														
Peak	 <p>Site Condition : 032906-KS : SG BAND4 Ch 3117 SN 10953 HORIZONTAL : RBW 1000.000kHz VBW 3000.000kHz SFT:Auto</p> <table border="1"> <thead> <tr> <th>Over</th> <th>Limit</th> <th>ReadAntenna</th> <th>Cable</th> <th>Preamp</th> <th>A/Pos</th> <th>T/Pos</th> <th>Remark</th> <th>Pol/Phas</th> </tr> <tr> <th>Freq</th> <th>Level</th> <th>Limit</th> <th>Line</th> <th>Level</th> <th>Factor</th> <th>Loss</th> <th>Factor</th> <th>cm</th> <th>deg</th> </tr> </thead> <tbody> <tr> <td>1</td> <td>11590.00</td> <td>46.38</td> <td>-21.62</td> <td>74.00</td> <td>49.99</td> <td>39.48</td> <td>19.08</td> <td>62.17</td> <td>300</td> <td>0 Peak</td> <td>HORIZONTAL</td> </tr> </tbody> </table>	Over	Limit	ReadAntenna	Cable	Preamp	A/Pos	T/Pos	Remark	Pol/Phas	Freq	Level	Limit	Line	Level	Factor	Loss	Factor	cm	deg	1	11590.00	46.38	-21.62	74.00	49.99	39.48	19.08	62.17	300	0 Peak	HORIZONTAL	 <p>Site Condition : 032906-KS : SG BAND4 Ch 3117 SN 10953 VERTICAL : RBW 1000.000kHz VBW 3000.000kHz SFT:Auto</p> <table border="1"> <thead> <tr> <th>Over</th> <th>Limit</th> <th>ReadAntenna</th> <th>Cable</th> <th>Preamp</th> <th>A/Pos</th> <th>T/Pos</th> <th>Remark</th> <th>Pol/Phas</th> </tr> <tr> <th>Freq</th> <th>Level</th> <th>Limit</th> <th>Line</th> <th>Level</th> <th>Factor</th> <th>Loss</th> <th>Factor</th> <th>cm</th> <th>deg</th> </tr> </thead> <tbody> <tr> <td>1</td> <td>11590.00</td> <td>44.67</td> <td>-29.23</td> <td>74.00</td> <td>49.00</td> <td>38.70</td> <td>19.08</td> <td>62.17</td> <td>100</td> <td>300 Peak</td> <td>VERTICAL</td> </tr> </tbody> </table>	Over	Limit	ReadAntenna	Cable	Preamp	A/Pos	T/Pos	Remark	Pol/Phas	Freq	Level	Limit	Line	Level	Factor	Loss	Factor	cm	deg	1	11590.00	44.67	-29.23	74.00	49.00	38.70	19.08	62.17	100	300 Peak	VERTICAL
Over	Limit	ReadAntenna	Cable	Preamp	A/Pos	T/Pos	Remark	Pol/Phas																																																								
Freq	Level	Limit	Line	Level	Factor	Loss	Factor	cm	deg																																																							
1	11590.00	46.38	-21.62	74.00	49.99	39.48	19.08	62.17	300	0 Peak	HORIZONTAL																																																					
Over	Limit	ReadAntenna	Cable	Preamp	A/Pos	T/Pos	Remark	Pol/Phas																																																								
Freq	Level	Limit	Line	Level	Factor	Loss	Factor	cm	deg																																																							
1	11590.00	44.67	-29.23	74.00	49.00	38.70	19.08	62.17	100	300 Peak	VERTICAL																																																					
Avg.																																																																



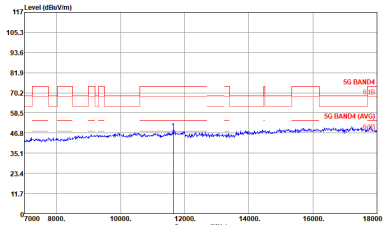
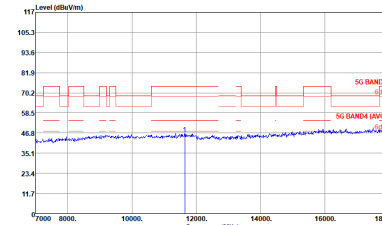
**Band UNII 3 5725~5850MHz
WIFI 802.11ac VHT20 (Harmonic @ 3m)**

WIFI	Band UNII 3 5725~5850MHz Harmonic @ 3m																																																													
ANT	802.11ac VHT20 CH149 5745MHz																																																													
1+2	Horizontal	Vertical																																																												
Peak	<p>Site Condition : 032020-03 : 5G_BAND4_3m_3117_5M_75957 HORIZONTAL : RBW:1000.000MHz VBW:3000.000MHz SFT:Auto</p> <table border="1"> <thead> <tr> <th>Line</th> <th>Freq (MHz)</th> <th>Level (dBuV/m)</th> <th>Over Limit</th> <th>Limit (dB)</th> <th>ReadAntenna (dB)</th> <th>Cable Loss (dB)</th> <th>Preamp (dB)</th> <th>A/Pos (dB)</th> <th>T/Pos (dB)</th> <th>Remark</th> <th>Pol/Phas</th> </tr> </thead> <tbody> <tr> <td>1</td> <td>11489.48</td> <td>51.87</td> <td>-22.13</td> <td>74.00</td> <td>54.17</td> <td>39.19</td> <td>19.00</td> <td>60.49</td> <td>234</td> <td>135 Peak</td> <td>HORIZONTAL</td> </tr> <tr> <td>2</td> <td>11489.48</td> <td>43.53</td> <td>-10.17</td> <td>54.00</td> <td>46.13</td> <td>39.19</td> <td>19.00</td> <td>60.49</td> <td>234</td> <td>135 Average</td> <td>HORIZONTAL</td> </tr> </tbody> </table>	Line	Freq (MHz)	Level (dBuV/m)	Over Limit	Limit (dB)	ReadAntenna (dB)	Cable Loss (dB)	Preamp (dB)	A/Pos (dB)	T/Pos (dB)	Remark	Pol/Phas	1	11489.48	51.87	-22.13	74.00	54.17	39.19	19.00	60.49	234	135 Peak	HORIZONTAL	2	11489.48	43.53	-10.17	54.00	46.13	39.19	19.00	60.49	234	135 Average	HORIZONTAL	<p>Site Condition : 032020-03 : 5G_BAND4_3m_3117_5M_75957 VERTICAL : RBW:1000.000MHz VBW:3000.000MHz SFT:Auto</p> <table border="1"> <thead> <tr> <th>Line</th> <th>Freq (MHz)</th> <th>Level (dBuV/m)</th> <th>Over Limit</th> <th>Limit (dB)</th> <th>ReadAntenna (dB)</th> <th>Cable Loss (dB)</th> <th>Preamp (dB)</th> <th>A/Pos (dB)</th> <th>T/Pos (dB)</th> <th>Remark</th> <th>Pol/Phas</th> </tr> </thead> <tbody> <tr> <td>1</td> <td>11489.48</td> <td>48.22</td> <td>-25.78</td> <td>74.00</td> <td>51.12</td> <td>38.59</td> <td>19.00</td> <td>60.49</td> <td>100</td> <td>360 Peak</td> <td>VERTICAL</td> </tr> </tbody> </table>	Line	Freq (MHz)	Level (dBuV/m)	Over Limit	Limit (dB)	ReadAntenna (dB)	Cable Loss (dB)	Preamp (dB)	A/Pos (dB)	T/Pos (dB)	Remark	Pol/Phas	1	11489.48	48.22	-25.78	74.00	51.12	38.59	19.00	60.49	100	360 Peak	VERTICAL
Line	Freq (MHz)	Level (dBuV/m)	Over Limit	Limit (dB)	ReadAntenna (dB)	Cable Loss (dB)	Preamp (dB)	A/Pos (dB)	T/Pos (dB)	Remark	Pol/Phas																																																			
1	11489.48	51.87	-22.13	74.00	54.17	39.19	19.00	60.49	234	135 Peak	HORIZONTAL																																																			
2	11489.48	43.53	-10.17	54.00	46.13	39.19	19.00	60.49	234	135 Average	HORIZONTAL																																																			
Line	Freq (MHz)	Level (dBuV/m)	Over Limit	Limit (dB)	ReadAntenna (dB)	Cable Loss (dB)	Preamp (dB)	A/Pos (dB)	T/Pos (dB)	Remark	Pol/Phas																																																			
1	11489.48	48.22	-25.78	74.00	51.12	38.59	19.00	60.49	100	360 Peak	VERTICAL																																																			
Avg.																																																														



WIFI	Band UNII 3 5725~5850MHz Harmonic @ 3m																																																																									
ANT	802.11ac VHT20 CH157 5785MHz																																																																									
1+2	Horizontal	Vertical																																																																								
Peak	 <p>Site Condition : 032906-KS : 58 BAND4 Ch 3117 ON 10952 HORIZONTAL : RBW:1000.000kHz VBW:3000.000kHz SFT:Auto</p> <table border="1"> <thead> <tr> <th>Over</th> <th>Limit</th> <th>ReadAntenna</th> <th>Cable</th> <th>Preamp</th> <th>A/Pos</th> <th>T/Pos</th> <th>Remark</th> <th>Pol/Phas</th> </tr> <tr> <th>Freq</th> <th>Level</th> <th>Line</th> <th>Level</th> <th>Factor</th> <th>Loss</th> <th>Factor</th> <th></th> <th></th> </tr> </thead> <tbody> <tr> <td>1</td> <td>11569.56</td> <td>53.68</td> <td>-20.93</td> <td>74.00</td> <td>55.12</td> <td>39.42</td> <td>19.07</td> <td>60.53</td> <td>256</td> <td>143 Peak</td> <td>HORIZONTAL</td> </tr> <tr> <td>2</td> <td>11569.56</td> <td>44.54</td> <td>-19.56</td> <td>54.00</td> <td>46.58</td> <td>39.42</td> <td>19.07</td> <td>60.53</td> <td>256</td> <td>143 Average</td> <td>HORIZONTAL</td> </tr> </tbody> </table>	Over	Limit	ReadAntenna	Cable	Preamp	A/Pos	T/Pos	Remark	Pol/Phas	Freq	Level	Line	Level	Factor	Loss	Factor			1	11569.56	53.68	-20.93	74.00	55.12	39.42	19.07	60.53	256	143 Peak	HORIZONTAL	2	11569.56	44.54	-19.56	54.00	46.58	39.42	19.07	60.53	256	143 Average	HORIZONTAL	 <p>Site Condition : 032906-KS : 58 BAND4 Ch 3117 ON 10952 VERTICAL : RBW:1000.000kHz VBW:3000.000kHz SFT:Auto</p> <table border="1"> <thead> <tr> <th>Over</th> <th>Limit</th> <th>ReadAntenna</th> <th>Cable</th> <th>Preamp</th> <th>A/Pos</th> <th>T/Pos</th> <th>Remark</th> <th>Pol/Phas</th> </tr> <tr> <th>Freq</th> <th>Level</th> <th>Line</th> <th>Level</th> <th>Factor</th> <th>Loss</th> <th>Factor</th> <th></th> <th></th> </tr> </thead> <tbody> <tr> <td>1</td> <td>11569.56</td> <td>48.00</td> <td>-20.93</td> <td>74.00</td> <td>50.83</td> <td>38.68</td> <td>19.07</td> <td>60.53</td> <td>100</td> <td>300 Peak</td> <td>VERTICAL</td> </tr> </tbody> </table>	Over	Limit	ReadAntenna	Cable	Preamp	A/Pos	T/Pos	Remark	Pol/Phas	Freq	Level	Line	Level	Factor	Loss	Factor			1	11569.56	48.00	-20.93	74.00	50.83	38.68	19.07	60.53	100	300 Peak	VERTICAL
Over	Limit	ReadAntenna	Cable	Preamp	A/Pos	T/Pos	Remark	Pol/Phas																																																																		
Freq	Level	Line	Level	Factor	Loss	Factor																																																																				
1	11569.56	53.68	-20.93	74.00	55.12	39.42	19.07	60.53	256	143 Peak	HORIZONTAL																																																															
2	11569.56	44.54	-19.56	54.00	46.58	39.42	19.07	60.53	256	143 Average	HORIZONTAL																																																															
Over	Limit	ReadAntenna	Cable	Preamp	A/Pos	T/Pos	Remark	Pol/Phas																																																																		
Freq	Level	Line	Level	Factor	Loss	Factor																																																																				
1	11569.56	48.00	-20.93	74.00	50.83	38.68	19.07	60.53	100	300 Peak	VERTICAL																																																															
Avg.																																																																										



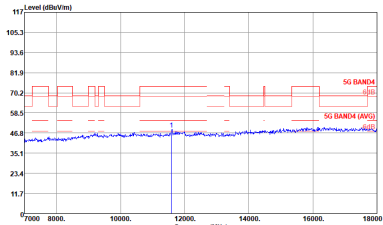
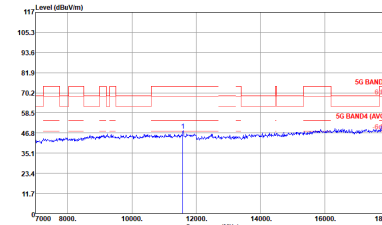
WIFI	Band UNII 3 5725~5850MHz Harmonic @ 3m																																																																													
ANT	802.11ac VHT20 CH165 5825MHz																																																																													
1+2	Horizontal	Vertical																																																																												
Peak	 <p>Site Condition : 032906-KS : 5G BAND4 de 3117 SN 10953 HORIZONTAL : RBW:1000.000kHz; VBW:3000.000kHz; SFT:Auto</p> <table border="1"> <thead> <tr> <th>Over</th> <th>Limit</th> <th>ReadAntenna</th> <th>Cable</th> <th>Preamp</th> <th>A/Pos</th> <th>T/Pos</th> <th>Remark</th> <th>Pol/Phas</th> </tr> <tr> <th>Freq</th> <th>Level</th> <th>Line</th> <th>Level</th> <th>Factor</th> <th>Loss</th> <th>Factor</th> <th>cm</th> <th>deg</th> </tr> <tr> <th>MHz</th> <th>dBuV/m</th> <th>dB</th> <th>dBuV/m</th> <th>dB</th> <th>dB</th> <th>dB</th> <th>cm</th> <th>deg</th> </tr> </thead> <tbody> <tr> <td>1 11649.64</td> <td>48.67</td> <td>-23.33</td> <td>74.00</td> <td>50.48</td> <td>39.64</td> <td>19.12</td> <td>60.57</td> <td>300</td> <td>0 Peak</td> <td>HORIZONTAL</td> </tr> </tbody> </table>	Over	Limit	ReadAntenna	Cable	Preamp	A/Pos	T/Pos	Remark	Pol/Phas	Freq	Level	Line	Level	Factor	Loss	Factor	cm	deg	MHz	dBuV/m	dB	dBuV/m	dB	dB	dB	cm	deg	1 11649.64	48.67	-23.33	74.00	50.48	39.64	19.12	60.57	300	0 Peak	HORIZONTAL	 <p>Site Condition : 032906-KS : 5G BAND4 de 3117 SN 10953 VERTICAL : RBW:1000.000kHz; VBW:3000.000kHz; SFT:Auto</p> <table border="1"> <thead> <tr> <th>Over</th> <th>Limit</th> <th>ReadAntenna</th> <th>Cable</th> <th>Preamp</th> <th>A/Pos</th> <th>T/Pos</th> <th>Remark</th> <th>Pol/Phas</th> </tr> <tr> <th>Freq</th> <th>Level</th> <th>Line</th> <th>Level</th> <th>Factor</th> <th>Loss</th> <th>Factor</th> <th>cm</th> <th>deg</th> </tr> <tr> <th>MHz</th> <th>dBuV/m</th> <th>dB</th> <th>dBuV/m</th> <th>dB</th> <th>dB</th> <th>dB</th> <th>cm</th> <th>deg</th> </tr> </thead> <tbody> <tr> <td>1 11649.64</td> <td>48.43</td> <td>-27.57</td> <td>74.00</td> <td>49.11</td> <td>38.77</td> <td>19.12</td> <td>60.57</td> <td>100</td> <td>300 Peak</td> <td>VERTICAL</td> </tr> </tbody> </table>	Over	Limit	ReadAntenna	Cable	Preamp	A/Pos	T/Pos	Remark	Pol/Phas	Freq	Level	Line	Level	Factor	Loss	Factor	cm	deg	MHz	dBuV/m	dB	dBuV/m	dB	dB	dB	cm	deg	1 11649.64	48.43	-27.57	74.00	49.11	38.77	19.12	60.57	100	300 Peak	VERTICAL
Over	Limit	ReadAntenna	Cable	Preamp	A/Pos	T/Pos	Remark	Pol/Phas																																																																						
Freq	Level	Line	Level	Factor	Loss	Factor	cm	deg																																																																						
MHz	dBuV/m	dB	dBuV/m	dB	dB	dB	cm	deg																																																																						
1 11649.64	48.67	-23.33	74.00	50.48	39.64	19.12	60.57	300	0 Peak	HORIZONTAL																																																																				
Over	Limit	ReadAntenna	Cable	Preamp	A/Pos	T/Pos	Remark	Pol/Phas																																																																						
Freq	Level	Line	Level	Factor	Loss	Factor	cm	deg																																																																						
MHz	dBuV/m	dB	dBuV/m	dB	dB	dB	cm	deg																																																																						
1 11649.64	48.43	-27.57	74.00	49.11	38.77	19.12	60.57	100	300 Peak	VERTICAL																																																																				
Avg.																																																																														



**Band UNII 3 5725~5850MHz
WIFI 802.11ac VHT40 (Harmonic @ 3m)**

WIFI	Band UNII 3 5725~5850MHz Harmonic @ 3m																																																													
ANT	802.11ac VHT40 CH151 5755MHz																																																													
1+2	Horizontal	Vertical																																																												
Peak Avg.	<table border="1"> <thead> <tr> <th>Freq</th> <th>Level</th> <th>Over Limit</th> <th>Line</th> <th>BandAntenna</th> <th>Cable Preamp</th> <th>A/Pos</th> <th>T/Pos</th> <th>Remark</th> <th>Pol/Phas</th> </tr> <tr> <th>MHz</th> <th>dBV/m</th> <th>dB</th> <th>dBV/m</th> <th>dB/m</th> <th>dB</th> <th>cm</th> <th>deg</th> <th></th> <th></th> </tr> </thead> <tbody> <tr> <td>1 11509.50</td> <td>48.32</td> <td>-25.68</td> <td>74.00</td> <td>50.60</td> <td>39.20</td> <td>19.01</td> <td>60.49</td> <td>300</td> <td>0 Peak HORIZONTAL</td> </tr> </tbody> </table>	Freq	Level	Over Limit	Line	BandAntenna	Cable Preamp	A/Pos	T/Pos	Remark	Pol/Phas	MHz	dBV/m	dB	dBV/m	dB/m	dB	cm	deg			1 11509.50	48.32	-25.68	74.00	50.60	39.20	19.01	60.49	300	0 Peak HORIZONTAL	<table border="1"> <thead> <tr> <th>Freq</th> <th>Level</th> <th>Over Limit</th> <th>Line</th> <th>BandAntenna</th> <th>Cable Preamp</th> <th>A/Pos</th> <th>T/Pos</th> <th>Remark</th> <th>Pol/Phas</th> </tr> <tr> <th>MHz</th> <th>dBV/m</th> <th>dB</th> <th>dBV/m</th> <th>dB/m</th> <th>dB</th> <th>cm</th> <th>deg</th> <th></th> <th></th> </tr> </thead> <tbody> <tr> <td>1 11509.50</td> <td>46.73</td> <td>-27.27</td> <td>74.00</td> <td>49.01</td> <td>38.60</td> <td>19.01</td> <td>60.49</td> <td>100</td> <td>300 Peak VERTICAL</td> </tr> </tbody> </table>	Freq	Level	Over Limit	Line	BandAntenna	Cable Preamp	A/Pos	T/Pos	Remark	Pol/Phas	MHz	dBV/m	dB	dBV/m	dB/m	dB	cm	deg			1 11509.50	46.73	-27.27	74.00	49.01	38.60	19.01	60.49	100	300 Peak VERTICAL
Freq	Level	Over Limit	Line	BandAntenna	Cable Preamp	A/Pos	T/Pos	Remark	Pol/Phas																																																					
MHz	dBV/m	dB	dBV/m	dB/m	dB	cm	deg																																																							
1 11509.50	48.32	-25.68	74.00	50.60	39.20	19.01	60.49	300	0 Peak HORIZONTAL																																																					
Freq	Level	Over Limit	Line	BandAntenna	Cable Preamp	A/Pos	T/Pos	Remark	Pol/Phas																																																					
MHz	dBV/m	dB	dBV/m	dB/m	dB	cm	deg																																																							
1 11509.50	46.73	-27.27	74.00	49.01	38.60	19.01	60.49	100	300 Peak VERTICAL																																																					



WIFI	Band UNII 3 5725~5850MHz Harmonic @ 3m																																																											
ANT	802.11ac VHT40 CH159 5795MHz																																																											
1+2	Horizontal	Vertical																																																										
Peak	 <p>Site Condition : 032906-KS : 5G BAND4 on 3117 SN 10957 HORIZONTAL : RBW:1000.000kHz; VBW:3000.000kHz; SFT:Auto</p> <table border="1"> <thead> <tr> <th>Over</th> <th>Limit</th> <th>ReadAntenna</th> <th>Cable</th> <th>Preamp</th> <th>A/Pos</th> <th>T/Pos</th> <th>Remark</th> <th>Poi/Phas</th> </tr> <tr> <th>Level</th> <th>Line</th> <th>Level Factor</th> <th>Loss Factor</th> <th>dB</th> <th>cm</th> <th>deg</th> <th></th> <th></th> </tr> </thead> <tbody> <tr> <td>11589.58</td> <td>48.99</td> <td>-25.01</td> <td>74.00</td> <td>50.97</td> <td>39.48</td> <td>19.08</td> <td>60.54</td> <td>300</td> <td>0 Peak</td> <td>HORIZONTAL</td> </tr> </tbody> </table>	Over	Limit	ReadAntenna	Cable	Preamp	A/Pos	T/Pos	Remark	Poi/Phas	Level	Line	Level Factor	Loss Factor	dB	cm	deg			11589.58	48.99	-25.01	74.00	50.97	39.48	19.08	60.54	300	0 Peak	HORIZONTAL	 <p>Site Condition : 032906-KS : 5G BAND4 on 3117 SN 10957 VERTICAL : RBW:1000.000kHz; VBW:3000.000kHz; SFT:Auto</p> <table border="1"> <thead> <tr> <th>Over</th> <th>Limit</th> <th>ReadAntenna</th> <th>Cable</th> <th>Preamp</th> <th>A/Pos</th> <th>T/Pos</th> <th>Remark</th> <th>Poi/Phas</th> </tr> <tr> <th>Level</th> <th>Line</th> <th>Level Factor</th> <th>Loss Factor</th> <th>dB</th> <th>cm</th> <th>deg</th> <th></th> <th></th> </tr> </thead> <tbody> <tr> <td>11589.58</td> <td>48.34</td> <td>-25.66</td> <td>74.00</td> <td>51.10</td> <td>39.70</td> <td>19.08</td> <td>60.54</td> <td>100</td> <td>300 Peak</td> <td>VERTICAL</td> </tr> </tbody> </table>	Over	Limit	ReadAntenna	Cable	Preamp	A/Pos	T/Pos	Remark	Poi/Phas	Level	Line	Level Factor	Loss Factor	dB	cm	deg			11589.58	48.34	-25.66	74.00	51.10	39.70	19.08	60.54	100	300 Peak	VERTICAL
Over	Limit	ReadAntenna	Cable	Preamp	A/Pos	T/Pos	Remark	Poi/Phas																																																				
Level	Line	Level Factor	Loss Factor	dB	cm	deg																																																						
11589.58	48.99	-25.01	74.00	50.97	39.48	19.08	60.54	300	0 Peak	HORIZONTAL																																																		
Over	Limit	ReadAntenna	Cable	Preamp	A/Pos	T/Pos	Remark	Poi/Phas																																																				
Level	Line	Level Factor	Loss Factor	dB	cm	deg																																																						
11589.58	48.34	-25.66	74.00	51.10	39.70	19.08	60.54	100	300 Peak	VERTICAL																																																		
Avg.																																																												



**Band UNII 3 5725~5850MHz
WIFI 802.11ac VHT80 (Harmonic @ 3m)**

WIFI	Band UNII 3 5725~5850MHz Harmonic @ 3m																																																																									
ANT	802.11ac VHT80 CH155 5775MHz																																																																									
1+2	Horizontal	Vertical																																																																								
Peak Avg.	<p>Site Condition : 020804-R3 : 5G_BAND4 3m 3117 5N 75957 HORIZONTAL : 85W 1000 0000Hz VSW 3000 0000Hz SMT Auto</p> <table border="1"> <thead> <tr> <th>Line</th> <th>Freq (MHz)</th> <th>Level (dBV/m)</th> <th>Over Limit</th> <th>Limit</th> <th>BeadAntenna</th> <th>Cable</th> <th>Preamp</th> <th>A/Pos</th> <th>T/Pos</th> <th>Remark</th> <th>Pol/Phas</th> </tr> <tr> <th></th> <th>MHz</th> <th>dB</th> <th>dBV/m</th> <th>dB</th> <th>dB/m</th> <th>dB</th> <th>dB</th> <th>cm</th> <th>deg</th> <th></th> <th></th> </tr> </thead> <tbody> <tr> <td>1</td> <td>11550.00</td> <td>44.60</td> <td>-29.40</td> <td>74.00</td> <td>48.46</td> <td>39.31</td> <td>19.05</td> <td>62.22</td> <td>300</td> <td>0 Peak</td> <td>HORIZONTAL</td> </tr> </tbody> </table>	Line	Freq (MHz)	Level (dBV/m)	Over Limit	Limit	BeadAntenna	Cable	Preamp	A/Pos	T/Pos	Remark	Pol/Phas		MHz	dB	dBV/m	dB	dB/m	dB	dB	cm	deg			1	11550.00	44.60	-29.40	74.00	48.46	39.31	19.05	62.22	300	0 Peak	HORIZONTAL	<p>Site Condition : 020804-R3 : 5G_BAND4 3m 3117 5N 75957 VERTICAL : 85W 1000 0000Hz VSW 3000 0000Hz SMT Auto</p> <table border="1"> <thead> <tr> <th>Line</th> <th>Freq (MHz)</th> <th>Level (dBV/m)</th> <th>Over Limit</th> <th>Limit</th> <th>BeadAntenna</th> <th>Cable</th> <th>Preamp</th> <th>A/Pos</th> <th>T/Pos</th> <th>Remark</th> <th>Pol/Phas</th> </tr> <tr> <th></th> <th>MHz</th> <th>dB</th> <th>dBV/m</th> <th>dB</th> <th>dB/m</th> <th>dB</th> <th>dB</th> <th>cm</th> <th>deg</th> <th></th> <th></th> </tr> </thead> <tbody> <tr> <td>1</td> <td>11550.00</td> <td>42.39</td> <td>-31.61</td> <td>74.00</td> <td>46.90</td> <td>38.66</td> <td>19.05</td> <td>62.22</td> <td>100</td> <td>300 Peak</td> <td>VERTICAL</td> </tr> </tbody> </table>	Line	Freq (MHz)	Level (dBV/m)	Over Limit	Limit	BeadAntenna	Cable	Preamp	A/Pos	T/Pos	Remark	Pol/Phas		MHz	dB	dBV/m	dB	dB/m	dB	dB	cm	deg			1	11550.00	42.39	-31.61	74.00	46.90	38.66	19.05	62.22	100	300 Peak	VERTICAL
Line	Freq (MHz)	Level (dBV/m)	Over Limit	Limit	BeadAntenna	Cable	Preamp	A/Pos	T/Pos	Remark	Pol/Phas																																																															
	MHz	dB	dBV/m	dB	dB/m	dB	dB	cm	deg																																																																	
1	11550.00	44.60	-29.40	74.00	48.46	39.31	19.05	62.22	300	0 Peak	HORIZONTAL																																																															
Line	Freq (MHz)	Level (dBV/m)	Over Limit	Limit	BeadAntenna	Cable	Preamp	A/Pos	T/Pos	Remark	Pol/Phas																																																															
	MHz	dB	dBV/m	dB	dB/m	dB	dB	cm	deg																																																																	
1	11550.00	42.39	-31.61	74.00	46.90	38.66	19.05	62.22	100	300 Peak	VERTICAL																																																															



Emission below 1GHz
5GHz WIFI 802.11ac VHT80 (LF)

WIFI	5GHz WIFI																																																																																																																																																																																																	
ANT	802.11ac VHT80 LF																																																																																																																																																																																																	
1+2	Horizontal	Vertical																																																																																																																																																																																																
QP / Peak	<p>Site : 032050-KS Condition : 5G BAND 4 In DBL(110) SMC2108 HORIZONTAL RSM:100.000MHz VSM:200.000kHz SMT:Auto</p> <table border="1"> <thead> <tr> <th>Peak</th> <th>Freq</th> <th>Level</th> <th>Over</th> <th>Limit</th> <th>ReadAntenna</th> <th>Cable</th> <th>Preamp</th> <th>A/Pos</th> <th>T/Pos</th> <th>Remark</th> <th>Poi/Phas</th> </tr> <tr> <th></th> <th>MHz</th> <th>dBuV/m</th> <th>dB</th> <th>dBuV/m</th> <th>dBuV</th> <th>dB/m</th> <th>dB</th> <th>dB</th> <th>deg</th> <th></th> <th></th> </tr> </thead> <tbody> <tr> <td>1</td> <td>111.48</td> <td>24.34</td> <td>-9.14</td> <td>43.50</td> <td>38.46</td> <td>17.64</td> <td>1.73</td> <td>33.88</td> <td>---</td> <td>Peak</td> <td>HORIZONTAL</td> </tr> <tr> <td>2</td> <td>143.49</td> <td>27.10</td> <td>-16.40</td> <td>43.50</td> <td>41.39</td> <td>16.39</td> <td>1.93</td> <td>32.81</td> <td>102</td> <td>79</td> <td>Peak</td> </tr> <tr> <td>3</td> <td>339.53</td> <td>36.37</td> <td>-19.13</td> <td>46.00</td> <td>39.10</td> <td>17.87</td> <td>5.08</td> <td>33.10</td> <td>---</td> <td>Peak</td> <td>HORIZONTAL</td> </tr> <tr> <td>4</td> <td>359.80</td> <td>27.83</td> <td>-19.17</td> <td>46.00</td> <td>36.86</td> <td>20.77</td> <td>0.08</td> <td>33.88</td> <td>---</td> <td>Peak</td> <td>HORIZONTAL</td> </tr> <tr> <td>5</td> <td>792.27</td> <td>28.47</td> <td>-17.33</td> <td>46.00</td> <td>30.50</td> <td>26.09</td> <td>4.26</td> <td>32.51</td> <td>---</td> <td>Peak</td> <td>HORIZONTAL</td> </tr> <tr> <td>6</td> <td>954.41</td> <td>29.42</td> <td>-16.58</td> <td>46.00</td> <td>29.54</td> <td>27.13</td> <td>0.03</td> <td>32.28</td> <td>---</td> <td>Peak</td> <td>HORIZONTAL</td> </tr> </tbody> </table>	Peak	Freq	Level	Over	Limit	ReadAntenna	Cable	Preamp	A/Pos	T/Pos	Remark	Poi/Phas		MHz	dBuV/m	dB	dBuV/m	dBuV	dB/m	dB	dB	deg			1	111.48	24.34	-9.14	43.50	38.46	17.64	1.73	33.88	---	Peak	HORIZONTAL	2	143.49	27.10	-16.40	43.50	41.39	16.39	1.93	32.81	102	79	Peak	3	339.53	36.37	-19.13	46.00	39.10	17.87	5.08	33.10	---	Peak	HORIZONTAL	4	359.80	27.83	-19.17	46.00	36.86	20.77	0.08	33.88	---	Peak	HORIZONTAL	5	792.27	28.47	-17.33	46.00	30.50	26.09	4.26	32.51	---	Peak	HORIZONTAL	6	954.41	29.42	-16.58	46.00	29.54	27.13	0.03	32.28	---	Peak	HORIZONTAL	<p>Site : 032050-KS Condition : 5G BAND 4 In DBL(110) SMC2108 VERTICAL RSM:100.000MHz VSM:200.000kHz SMT:Auto</p> <table border="1"> <thead> <tr> <th>Peak</th> <th>Freq</th> <th>Level</th> <th>Over</th> <th>Limit</th> <th>ReadAntenna</th> <th>Cable</th> <th>Preamp</th> <th>A/Pos</th> <th>T/Pos</th> <th>Remark</th> <th>Poi/Phas</th> </tr> <tr> <th></th> <th>MHz</th> <th>dBuV/m</th> <th>dB</th> <th>dBuV/m</th> <th>dBuV</th> <th>dB/m</th> <th>dB</th> <th>dB</th> <th>deg</th> <th></th> <th></th> </tr> </thead> <tbody> <tr> <td>1</td> <td>30.00</td> <td>29.24</td> <td>-16.56</td> <td>45.80</td> <td>35.96</td> <td>25.59</td> <td>0.58</td> <td>32.70</td> <td>---</td> <td>Peak</td> <td>VERTICAL</td> </tr> <tr> <td>2</td> <td>120.31</td> <td>32.82</td> <td>-13.68</td> <td>46.50</td> <td>45.04</td> <td>17.84</td> <td>1.78</td> <td>32.86</td> <td>---</td> <td>Peak</td> <td>VERTICAL</td> </tr> <tr> <td>3</td> <td>314.50</td> <td>34.48</td> <td>-12.02</td> <td>46.50</td> <td>38.47</td> <td>17.19</td> <td>2.37</td> <td>32.10</td> <td>---</td> <td>Peak</td> <td>VERTICAL</td> </tr> <tr> <td>4</td> <td>359.80</td> <td>40.46</td> <td>-5.54</td> <td>46.00</td> <td>48.61</td> <td>21.65</td> <td>3.08</td> <td>32.88</td> <td>203</td> <td>96</td> <td>Peak</td> </tr> <tr> <td>5</td> <td>412.18</td> <td>38.99</td> <td>-13.01</td> <td>46.00</td> <td>37.53</td> <td>22.93</td> <td>2.31</td> <td>32.78</td> <td>---</td> <td>Peak</td> <td>VERTICAL</td> </tr> <tr> <td>6</td> <td>831.22</td> <td>35.98</td> <td>-10.02</td> <td>46.00</td> <td>36.70</td> <td>27.09</td> <td>4.70</td> <td>32.56</td> <td>---</td> <td>Peak</td> <td>VERTICAL</td> </tr> </tbody> </table>	Peak	Freq	Level	Over	Limit	ReadAntenna	Cable	Preamp	A/Pos	T/Pos	Remark	Poi/Phas		MHz	dBuV/m	dB	dBuV/m	dBuV	dB/m	dB	dB	deg			1	30.00	29.24	-16.56	45.80	35.96	25.59	0.58	32.70	---	Peak	VERTICAL	2	120.31	32.82	-13.68	46.50	45.04	17.84	1.78	32.86	---	Peak	VERTICAL	3	314.50	34.48	-12.02	46.50	38.47	17.19	2.37	32.10	---	Peak	VERTICAL	4	359.80	40.46	-5.54	46.00	48.61	21.65	3.08	32.88	203	96	Peak	5	412.18	38.99	-13.01	46.00	37.53	22.93	2.31	32.78	---	Peak	VERTICAL	6	831.22	35.98	-10.02	46.00	36.70	27.09	4.70	32.56	---	Peak	VERTICAL
	Peak	Freq	Level	Over	Limit	ReadAntenna	Cable	Preamp	A/Pos	T/Pos	Remark	Poi/Phas																																																																																																																																																																																						
	MHz	dBuV/m	dB	dBuV/m	dBuV	dB/m	dB	dB	deg																																																																																																																																																																																									
1	111.48	24.34	-9.14	43.50	38.46	17.64	1.73	33.88	---	Peak	HORIZONTAL																																																																																																																																																																																							
2	143.49	27.10	-16.40	43.50	41.39	16.39	1.93	32.81	102	79	Peak																																																																																																																																																																																							
3	339.53	36.37	-19.13	46.00	39.10	17.87	5.08	33.10	---	Peak	HORIZONTAL																																																																																																																																																																																							
4	359.80	27.83	-19.17	46.00	36.86	20.77	0.08	33.88	---	Peak	HORIZONTAL																																																																																																																																																																																							
5	792.27	28.47	-17.33	46.00	30.50	26.09	4.26	32.51	---	Peak	HORIZONTAL																																																																																																																																																																																							
6	954.41	29.42	-16.58	46.00	29.54	27.13	0.03	32.28	---	Peak	HORIZONTAL																																																																																																																																																																																							
Peak	Freq	Level	Over	Limit	ReadAntenna	Cable	Preamp	A/Pos	T/Pos	Remark	Poi/Phas																																																																																																																																																																																							
	MHz	dBuV/m	dB	dBuV/m	dBuV	dB/m	dB	dB	deg																																																																																																																																																																																									
1	30.00	29.24	-16.56	45.80	35.96	25.59	0.58	32.70	---	Peak	VERTICAL																																																																																																																																																																																							
2	120.31	32.82	-13.68	46.50	45.04	17.84	1.78	32.86	---	Peak	VERTICAL																																																																																																																																																																																							
3	314.50	34.48	-12.02	46.50	38.47	17.19	2.37	32.10	---	Peak	VERTICAL																																																																																																																																																																																							
4	359.80	40.46	-5.54	46.00	48.61	21.65	3.08	32.88	203	96	Peak																																																																																																																																																																																							
5	412.18	38.99	-13.01	46.00	37.53	22.93	2.31	32.78	---	Peak	VERTICAL																																																																																																																																																																																							
6	831.22	35.98	-10.02	46.00	36.70	27.09	4.70	32.56	---	Peak	VERTICAL																																																																																																																																																																																							

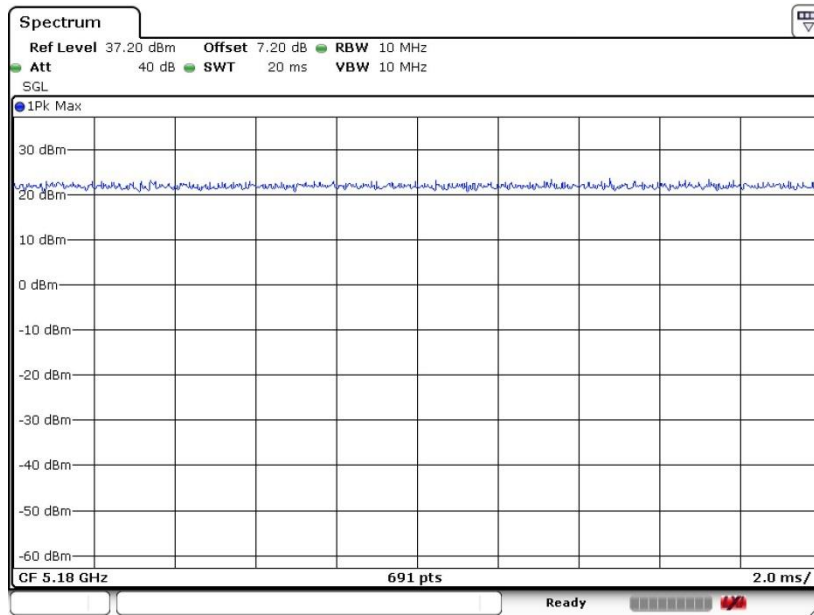
Note: For above testing, we have also tested from 18GHz to 40GHz and found no emissions.



Appendix E. Duty Cycle Plots

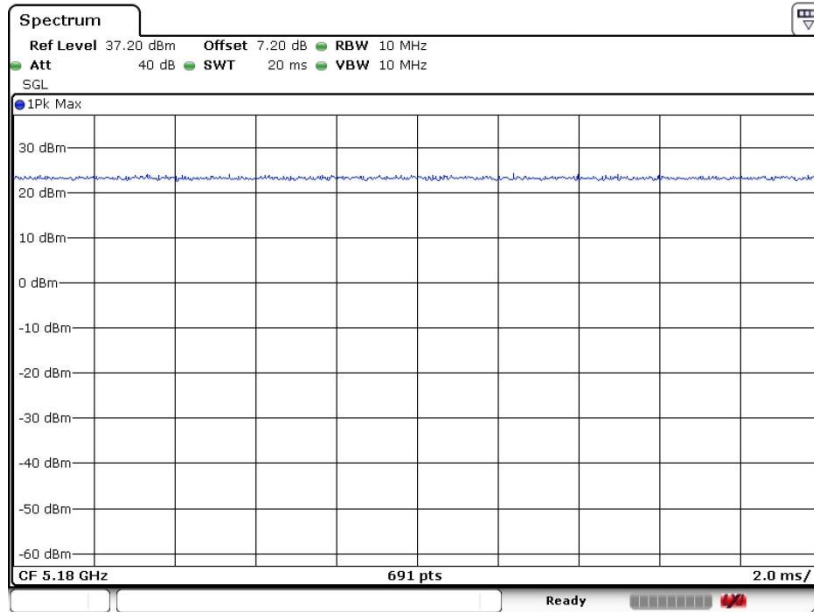
Band	Duty Cycle(%)	Duty Factor(dB)	T(ms)	1/T(kHz)	VBW Setting
802.11a	100	0	-	-	10Hz
802.11n HT20	100	0	-	-	10Hz
802.11n HT40	100	0	-	-	10Hz
802.11ac VHT20	100	0	-	-	10Hz
802.11ac VHT40	100	0	-	-	10Hz
802.11ac VHT80	100	0	-	-	10Hz

802.11a

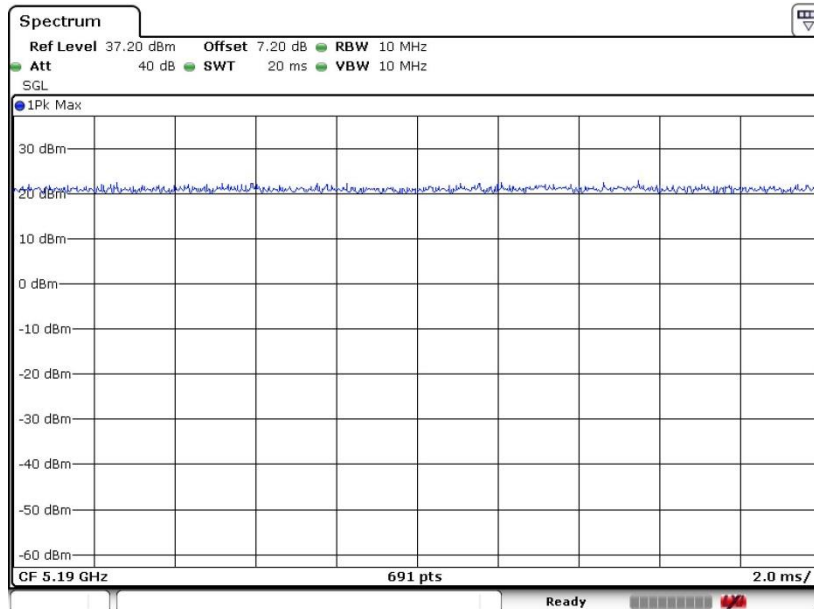




802.11n HT20

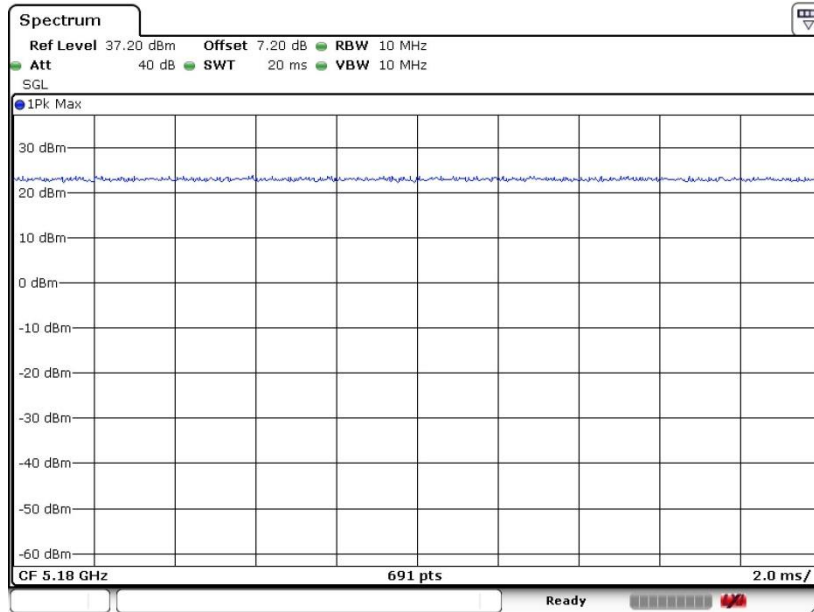


802.11n HT40

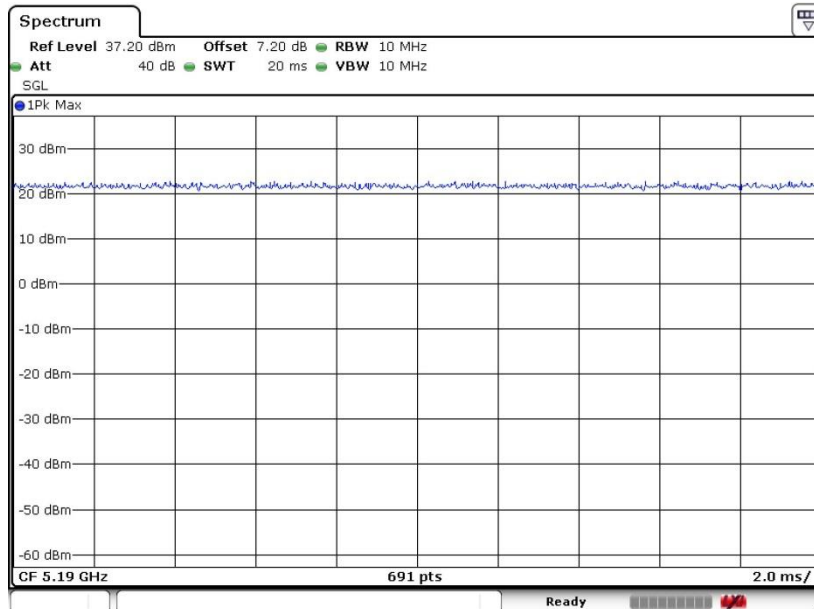




802.11ac VHT20



802.11ac VHT40





802.11ac VHT80

