

3.7 Conducted Spurious Emission Measurement

3.7.1 Limit of Spurious Emission Measurement

In any 100 kHz bandwidth outside the intentional radiation frequency band, the radio frequency power shall be at least 20 dB below the highest level of the radiated power. In addition, radiated emissions which fall in the restricted bands must also comply with the radiated emission limits.

3.7.2 Measuring Instruments

The measuring equipment is listed in the section 4 of this test report.

3.7.3 Test Procedure

1. The testing follows ANSI C63.10-2013 clause 7.8.8.
2. The RF output of EUT was connected to the spectrum analyzer by RF cable and attenuator. The path loss was compensated to the results for each measurement.
3. Set to the maximum power setting and enable the EUT transmit continuously.
4. Set RBW = 100 kHz, VBW = 300kHz, scan up through 10th harmonic. All harmonics / spurs must be at least 20 dB down from the highest emission level within the authorized band as measured with a 100 kHz RBW.
5. Measure and record the results in the test report.
6. The RF fundamental frequency should be excluded against the limit line in the operating frequency band.

3.7.4 Test Setup

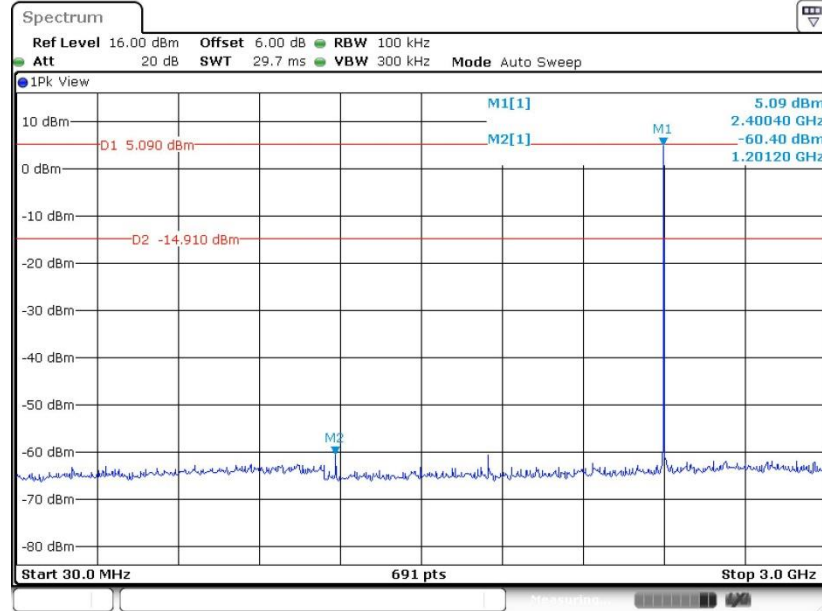




3.7.5 Test Result of Conducted Spurious Emission

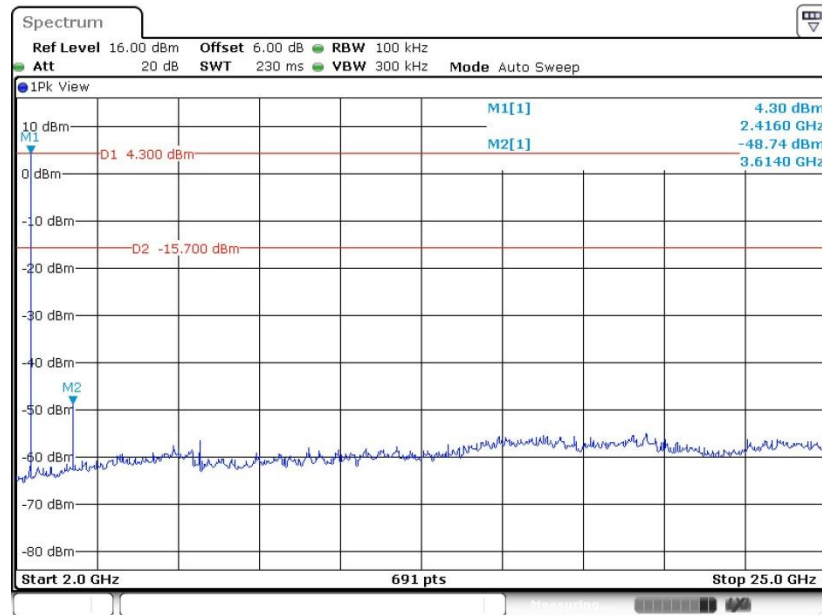
<1Mbps>

CSE Plot on Ch 00 between 30MHz ~ 3 GHz



Date: 31.MAY.2021 10:42:05

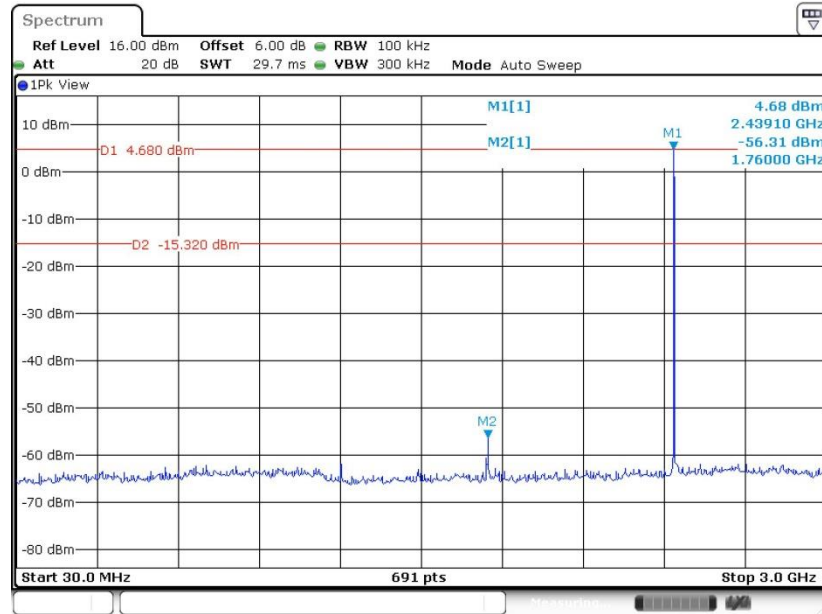
CSE Plot on Ch 00 between 2 GHz ~ 25 GHz



Date: 31.MAY.2021 10:42:39

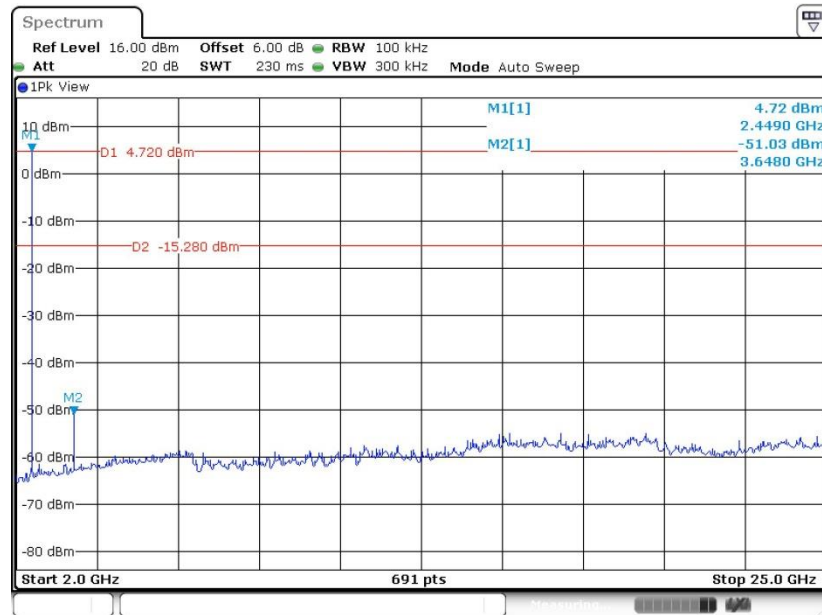


CSE Plot on Ch 39 between 30MHz ~ 3 GHz



Date: 31.MAY.2021 11:09:35

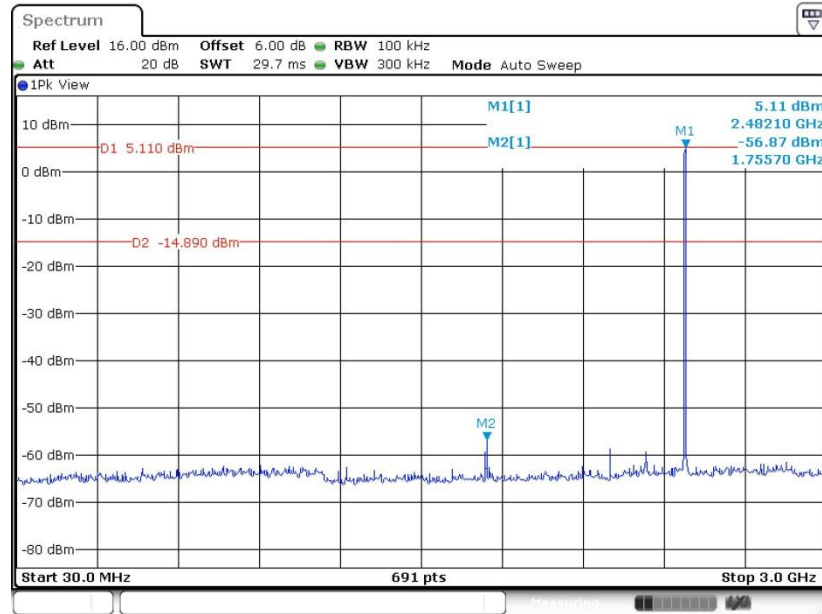
CSE Plot on Ch 39 between 2 GHz ~ 25 GHz



Date: 31.MAY.2021 11:10:07

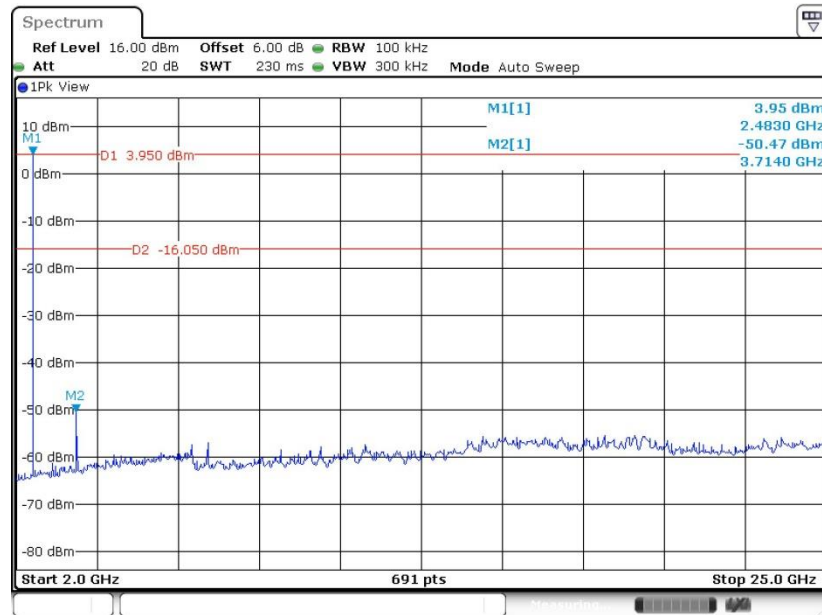


CSE Plot on Ch 78 between 30MHz ~ 3 GHz



Date: 31.MAY.2021 11:17:28

CSE Plot on Ch 78 between 2 GHz ~ 25 GHz

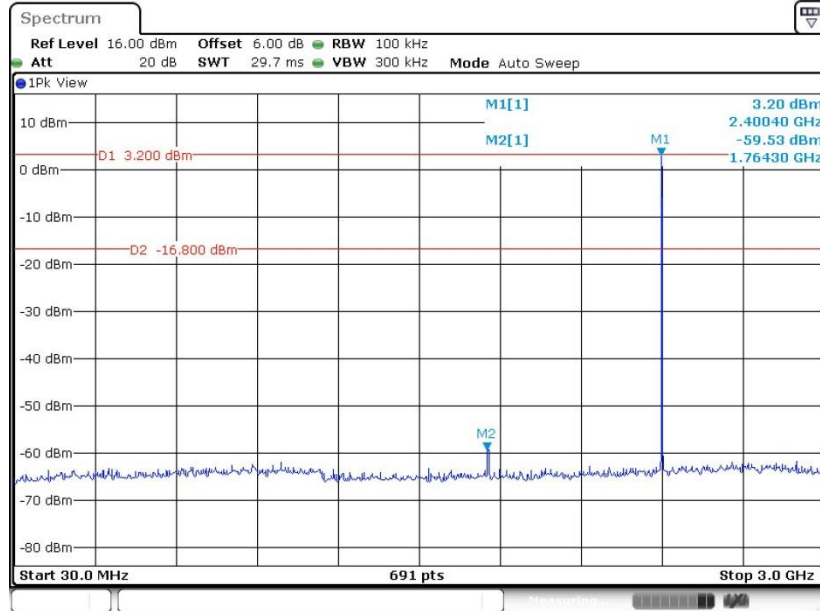


Date: 31.MAY.2021 11:18:04



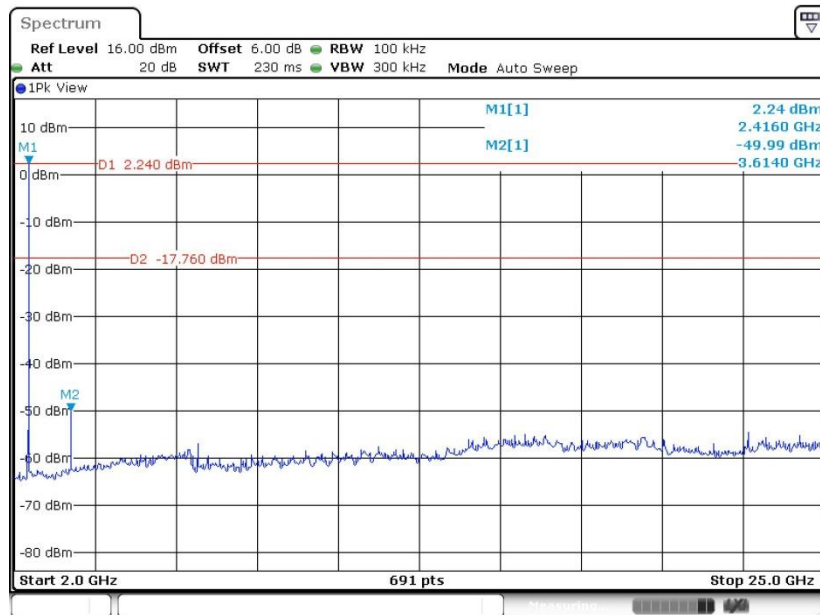
<2Mbps>

CSE Plot on Ch 00 between 30MHz ~ 3 GHz



Date: 31.MAY.2021 11:36:04

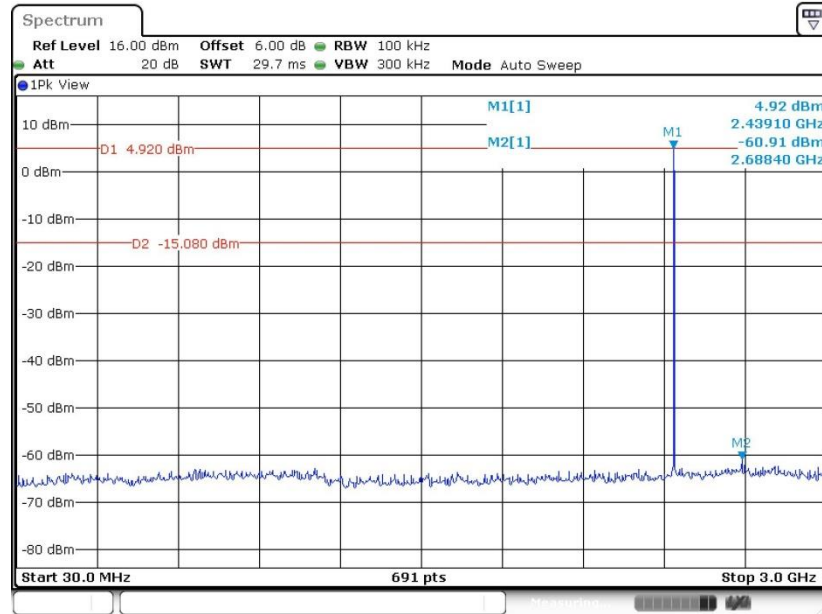
CSE Plot on Ch 00 between 2 GHz ~ 25 GHz



Date: 31.MAY.2021 11:36:35

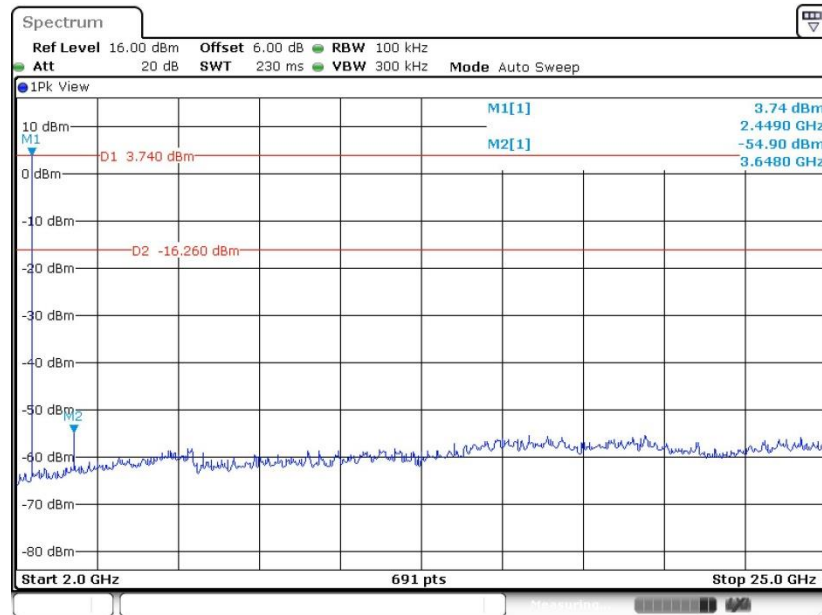


CSE Plot on Ch 39 between 30MHz ~ 3 GHz



Date: 31.MAY.2021 11:46:33

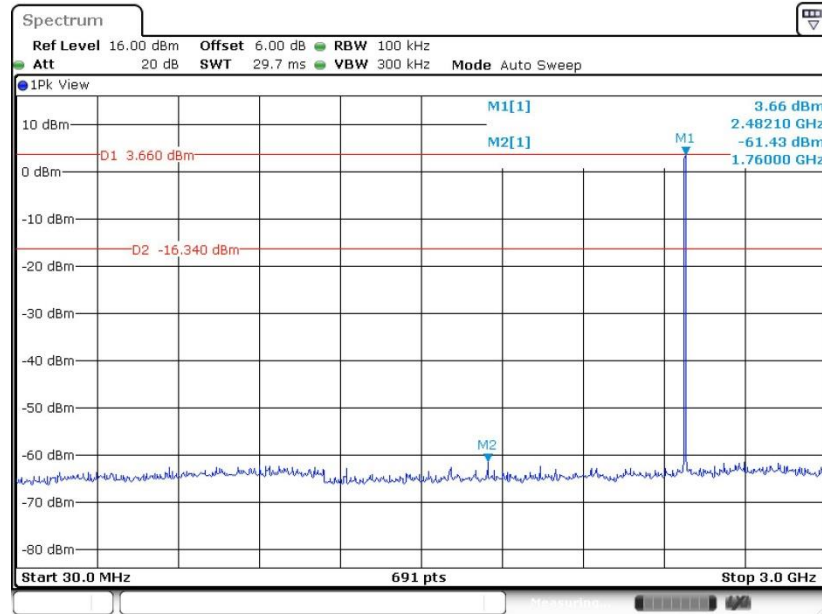
CSE Plot on Ch 39 between 2 GHz ~ 25 GHz



Date: 31.MAY.2021 11:47:02

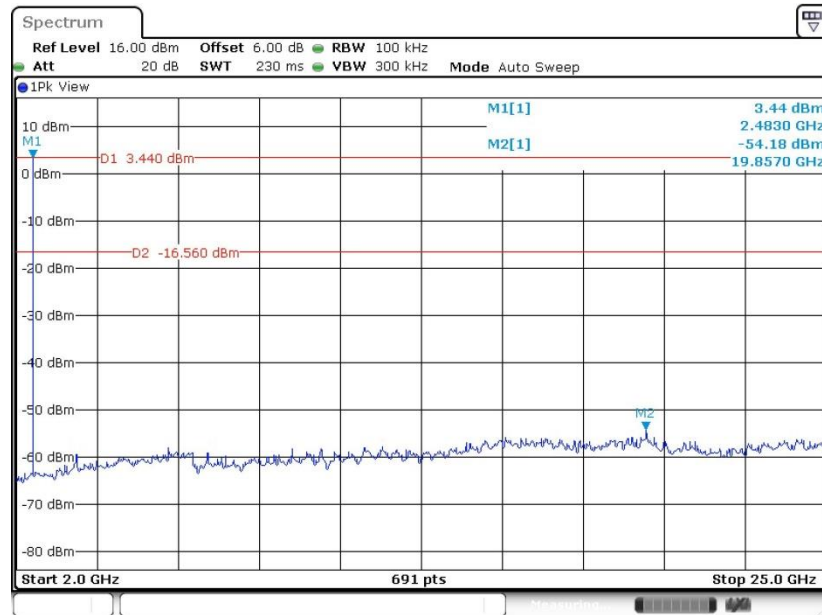


CSE Plot on Ch 78 between 30MHz ~ 3 GHz



Date: 31.MAY.2021 11:54:24

CSE Plot on Ch 78 between 2 GHz ~ 25 GHz

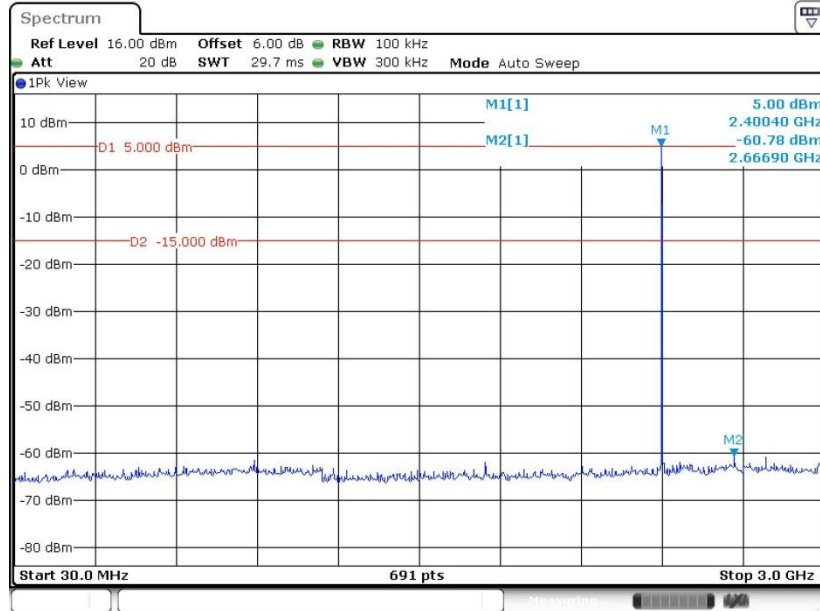


Date: 31.MAY.2021 11:54:57



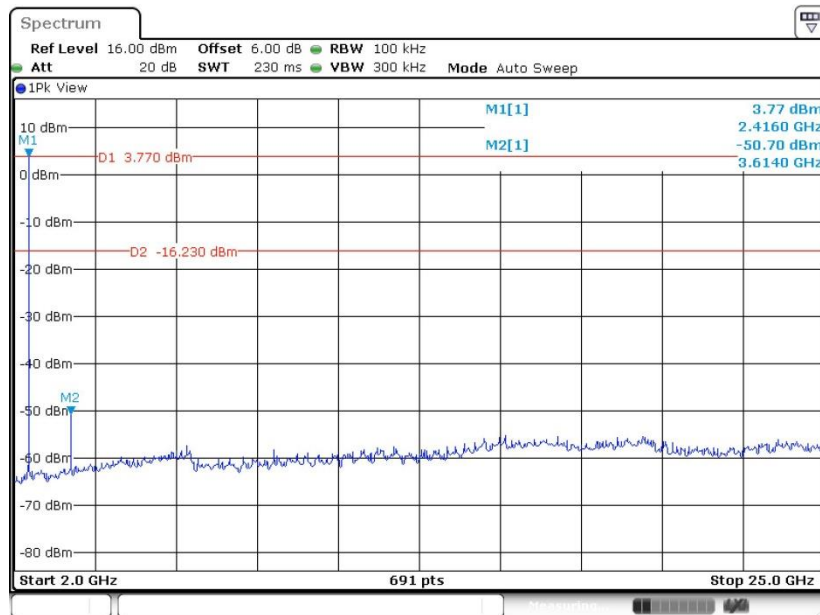
<3Mbps>

CSE Plot on Ch 00 between 30MHz ~ 3 GHz



Date: 31.MAY.2021 12:03:17

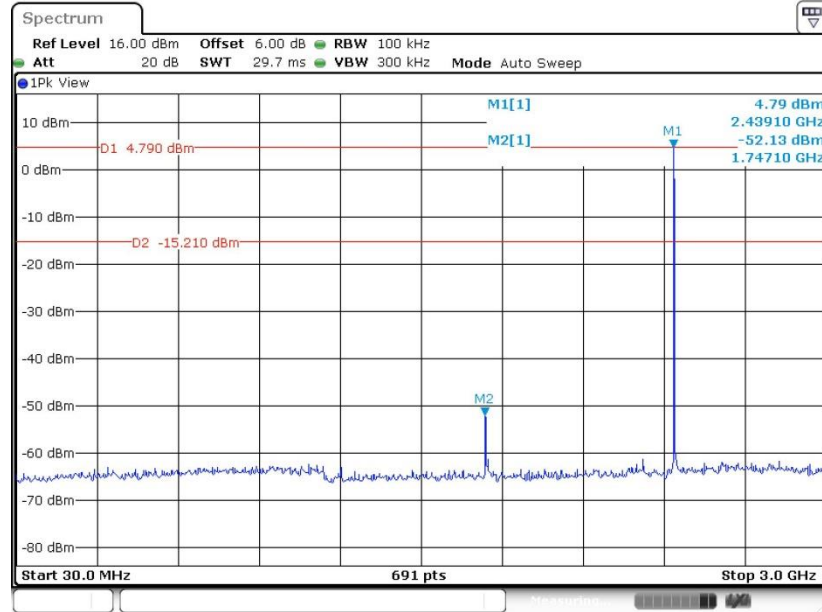
CSE Plot on Ch 00 between 2 GHz ~ 25 GHz



Date: 31.MAY.2021 12:03:48

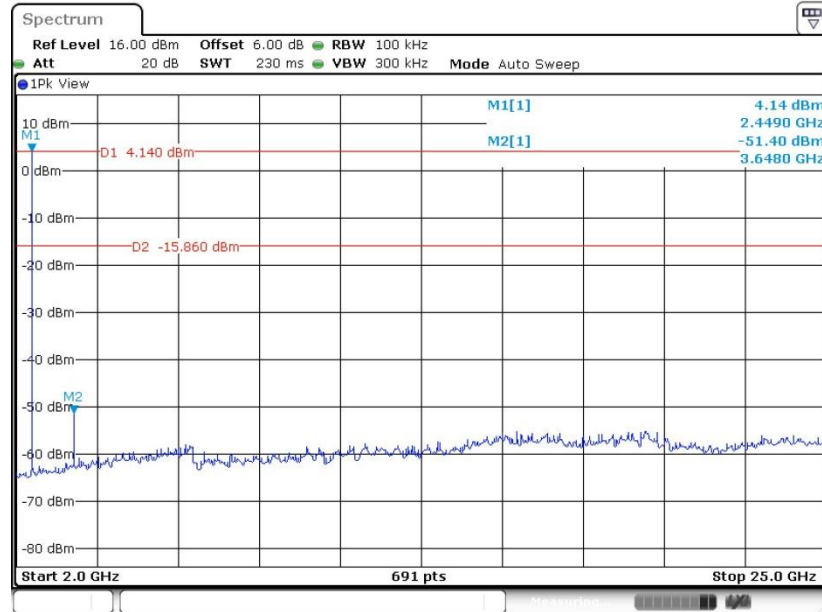


CSE Plot on Ch 39 between 30MHz ~ 3 GHz



Date: 31.MAY.2021 12:16:48

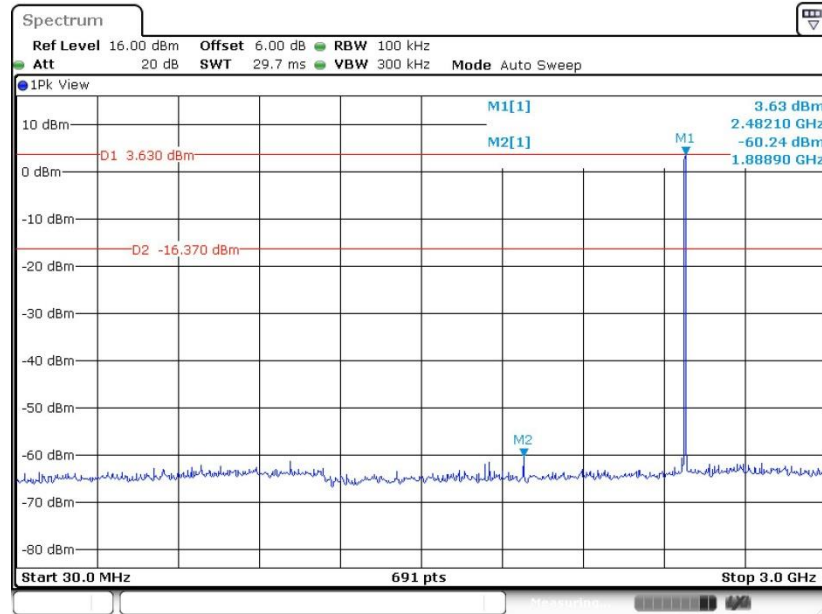
CSE Plot on Ch 39 between 2 GHz ~ 25 GHz



Date: 31.MAY.2021 12:17:14

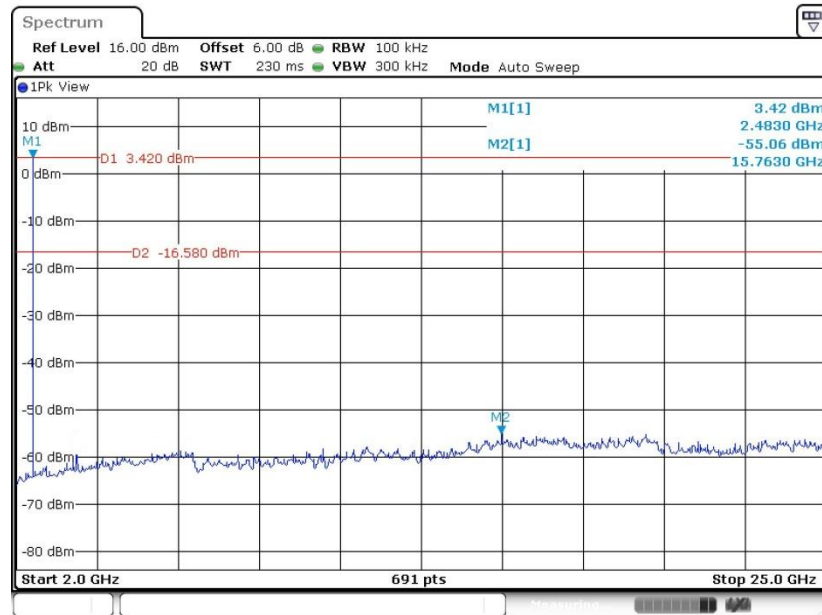


CSE Plot on Ch 78 between 30MHz ~ 3 GHz



Date: 31.MAY.2021 12:31:30

CSE Plot on Ch 78 between 2 GHz ~ 25 GHz



Date: 31.MAY.2021 12:32:00



3.8 Radiated Band Edges and Spurious Emission Measurement

3.8.1 Limit of Radiated Band Edges and Spurious Emission

In any 100 kHz bandwidth outside the intentional radiator frequency band, all harmonics/spurious must be at least 20 dB below the highest emission level within the authorized band. In addition, radiated emissions which fall in the restricted bands must also comply with the limits as below.

Frequency (MHz)	Field Strength (microvolts/meter)	Measurement Distance (meters)
0.009 – 0.490	2400/F(kHz)	300
0.490 – 1.705	24000/F(kHz)	30
1.705 – 30.0	30	30
30 – 88	100	3
88 – 216	150	3
216 - 960	200	3
Above 960	500	3

3.8.2 Measuring Instruments

The measuring equipment is listed in the section 4 of this test report.



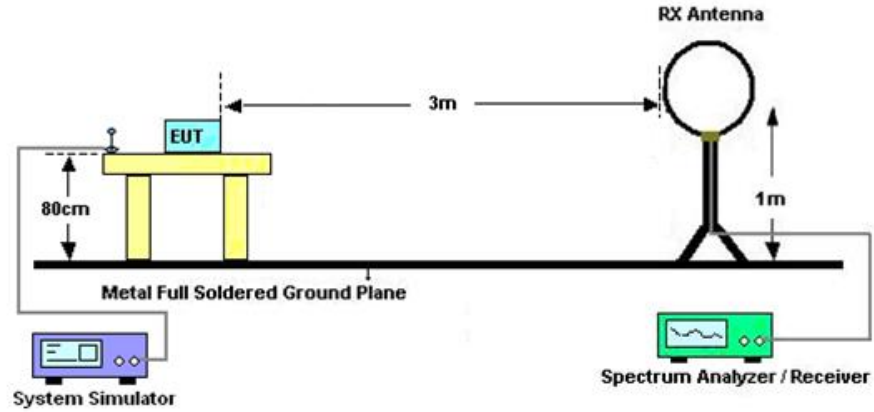
3.8.3 Test Procedures

1. The EUT was placed on a turntable with 0.8 meter for frequency below 1GHz and 1.5 meter for frequency above 1GHz respectively above ground.
2. The EUT was set 3 meters from the interference receiving antenna, which was mounted on the top of a variable height antenna tower.
3. For each suspected emission, the EUT was arranged to its worst case and then tune the Antenna tower (from 1 m to 4 m) and turntable (from 0 degree to 360 degrees) to find the maximum reading. A pre-amp and a high pass filter are used for the test in order to get better signal level to comply with the guidelines.
4. Set to the maximum power setting and enable the EUT transmit continuously.
5. Use the following spectrum analyzer settings:
 - (1) Span shall wide enough to fully capture the emission being measured;
 - (2) Set RBW=100 kHz for $f < 1 \text{ GHz}$, RBW=1MHz for $f > 1\text{GHz}$; VBW \geq RBW; Sweep = auto; Detector function = peak; Trace = max hold for peak
 - (3) For average measurement: use duty cycle correction factor method per 15.35(c).
Duty cycle = On time/100 milliseconds
On time = $N_1 * L_1 + N_2 * L_2 + \dots + N_{n-1} * L_{n-1} + N_n * L_n$
Where N_1 is number of type 1 pulses, L_1 is length of type 1 pulses, etc.
Average Emission Level = Peak Emission Level + $20 * \log(\text{Duty cycle})$
6. Corrected Reading: Antenna Factor + Cable Loss + Read Level - Preamp Factor = Level
7. For testing below 1GHz, if the emission level of the EUT in peak mode was 3 dB lower than the limit specified, then peak values of EUT will be reported, otherwise, the emissions will be repeated one by one using the CISPR quasi-peak method and reported.
8. For testing above 1GHz, the emission level of the EUT in peak mode was 20dB lower than peak limit (that means the emission level in average mode also complies with the limit in average mode), then peak values of EUT will be reported, otherwise, the emissions will be measured in average mode again and reported.

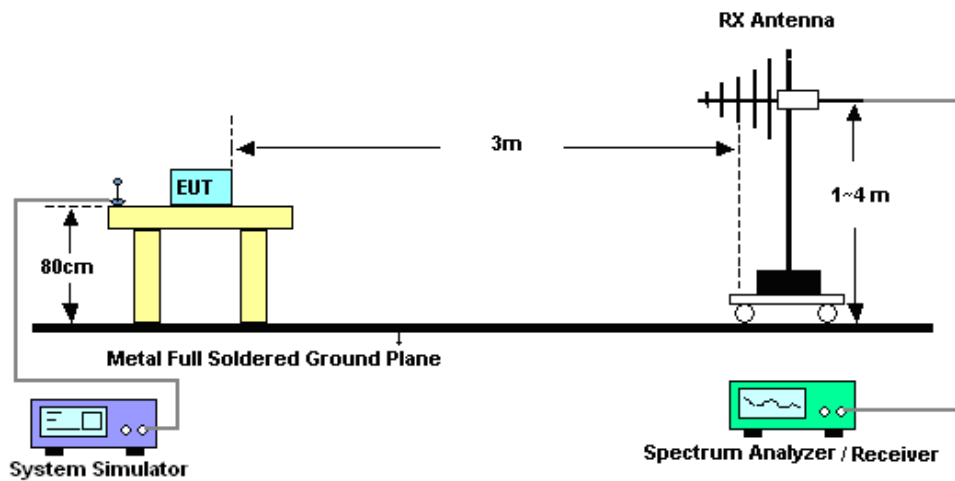
Note: The average levels were calculated from the peak level corrected with duty cycle correction factor (-24.82dB) derived from $20 \log(\text{dwell time}/100\text{ms})$. This correction is only for signals that hop with the fundamental signal, such as band-edge and harmonic. Other spurious signals that are independent of the hopping signal would not use this correction.

3.8.4 Test Setup

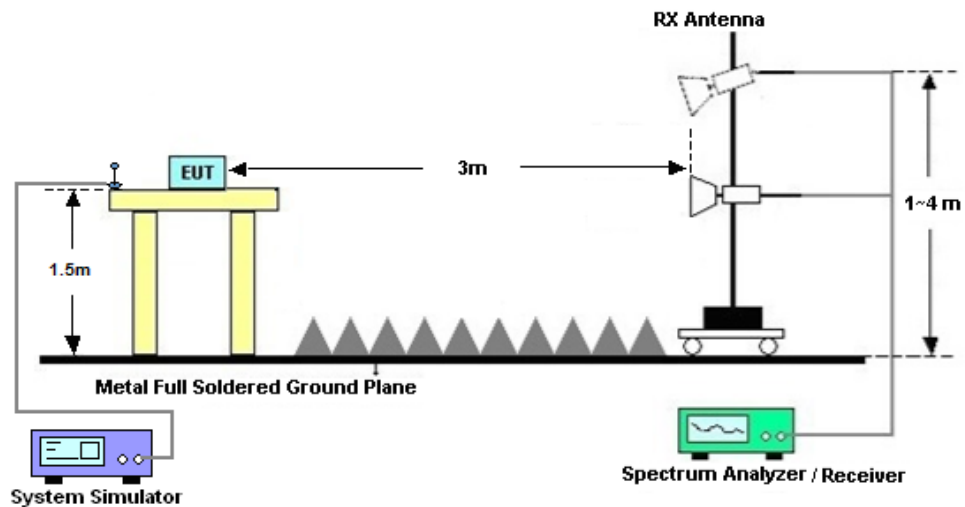
For radiated emissions below 30MHz



For radiated emissions from 30MHz to 1GHz



For radiated emissions above 1GHz





3.8.5 Test Results of Radiated Spurious Emissions (9 kHz ~ 30 MHz)

The low frequency, which started from 9 kHz to 30MHz, was pre-scanned and the result which was 20dB lower than the limit line was not reported.

There is a comparison data of both open-field test site and semi-Anechoic chamber, and the result came out very similar.

3.8.6 Test Result of Radiated Spurious at Band Edges

Please refer to Appendix C&D.

3.8.7 Test Result of Radiated Spurious Emission (30MHz ~ 10th Harmonic or 40GHz, whichever is lower)

Please refer to Appendix C&D.

3.8.8 Duty cycle correction factor for average measurement

Please refer to Appendix E.



3.9 AC Conducted Emission Measurement

3.9.1 Limit of AC Conducted Emission

For equipment that is designed to be connected to the public utility (AC) power line, the radio frequency voltage that is conducted back onto the AC power line on any frequency or frequencies within the band 150 kHz to 30 MHz shall not exceed the limits in the following table.

Frequency of emission (MHz)	Conducted limit (dBµV)	
	Quasi-peak	Average
0.15-0.5	66 to 56*	56 to 46*
0.5-5	56	46
5-30	60	50

*Decreases with the logarithm of the frequency.

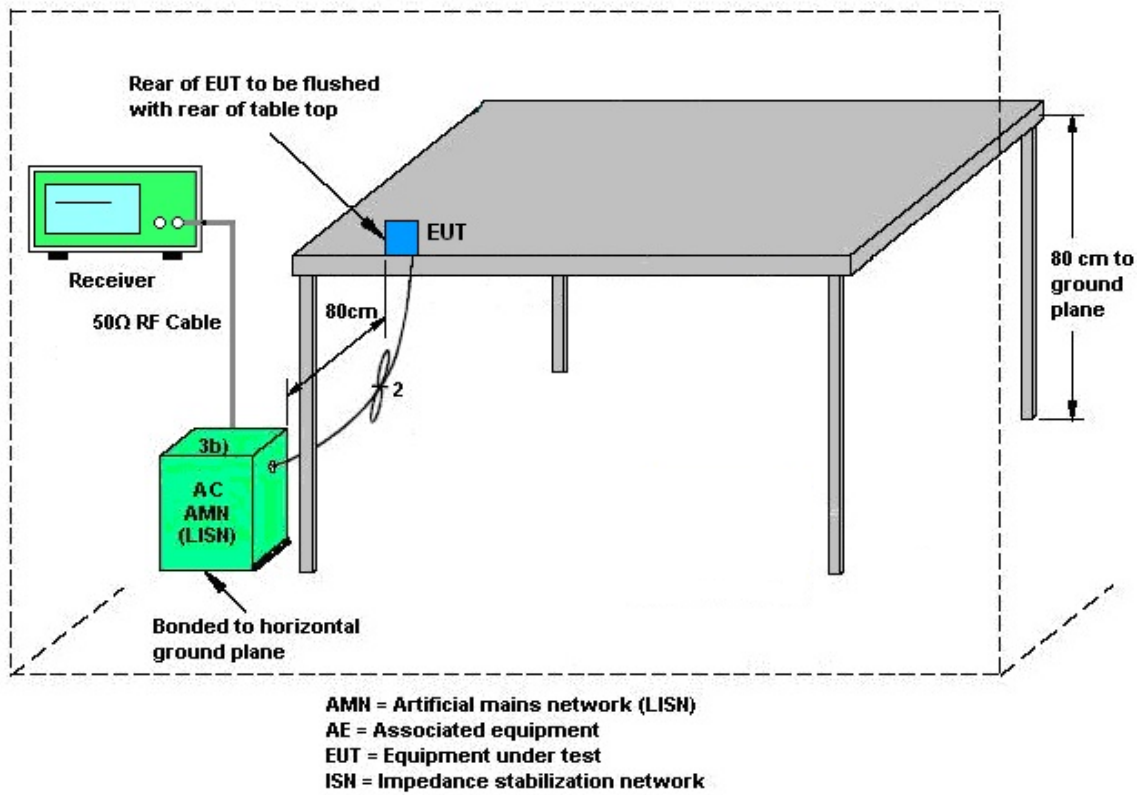
3.9.2 Measuring Instruments

The measuring equipment is listed in the section 4 of this test report.

3.9.3 Test Procedures

1. The EUT was placed 0.4 meter from the conducting wall of the shielding room was kept at least 80 centimeters from any other grounded conducting surface.
2. Connect EUT to the power mains through a line impedance stabilization network (LISN).
3. All the support units are connecting to the other LISN.
4. The LISN provides 50 ohm coupling impedance for the measuring instrument.
5. The FCC states that a 50 ohm, 50 microhenry LISN should be used.
6. Both sides of AC line were checked for maximum conducted interference.
7. The frequency range from 150 kHz to 30 MHz was searched.
8. Set the test-receiver system to Peak Detect Function and specified bandwidth (IF Bandwidth = 9kHz) with Maximum Hold Mode. Then measurement is also conducted by Average Detector and Quasi-Peak Detector Function respectively.

3.9.4 Test Setup



3.9.5 Test Result of AC Conducted Emission

Please refer to Appendix B.



3.10 Antenna Requirements

3.10.1 Standard Applicable

If directional gain of transmitting antennas is greater than 6dBi, the power shall be reduced by the same level in dB comparing to gain minus 6dBi. The use of a permanently attached antenna or of an antenna that uses a unique coupling to the intentional radiator shall be considered sufficient to comply with the rule.

3.10.2 Antenna Anti-Replacement Construction

An embedded-in antenna design is used.

3.10.3 Antenna Gain

The antenna peak gain of EUT is less than 6 dBi. Therefore, it is not necessary to reduce maximum peak output power limit.



4 List of Measuring Equipment

Instrument	Manufacturer	Model No.	Serial No.	Characteristics	Calibration Date	Test Date	Due Date	Remark
Spectrum Analyzer	R&S	FSV40	101040	10Hz~40GHz	Nov. 01, 2020	Apr. 29, 2021~ May 31, 2021	Oct. 31, 2021	Conducted (TH01-KS)
Pulse Power Sensor	Anritsu	MA2411B	0917070	300MHz~40GHz	Jan. 07, 2021	Apr. 29, 2021~ May 31, 2021	Jan. 06, 2022	Conducted (TH01-KS)
Power Meter	Anritsu	ML2495A	1005002	50MHz Bandwidth	Jan. 07, 2021	Apr. 29, 2021~ May 31, 2021	Jan. 06, 2022	Conducted (TH01-KS)
EMI Receiver	R&S	ESCI7	100768	9kHz~7GHz;	Apr. 21, 2021	May 06, 2021	Apr. 20, 2022	Conduction (CO01-KS)
AC LISN (for auxiliary equipment)	MessTec	AN3016	060103	9kHz~30MHz	Oct. 17, 2020	May 06, 2021	Oct. 16, 2021	Conduction (CO01-KS)
AC LISN	MessTec	AN3016	060105	9kHz~30MHz	Apr. 13, 2021	May 06, 2021	Apr. 12, 2022	Conduction (CO01-KS)
AC Power Source	Chroma	61602	ABP00000 0811	AC 0V~300V, 45Hz~1000Hz	Oct. 17, 2020	May 06, 2021	Oct. 16, 2021	Conduction (CO01-KS)
EMI Test Receiver	Keysight	N9038A	MY564000 04	3Hz~8.5GHz;M ax 30dBm	Oct. 17, 2020	May 01, 2021	Oct. 16, 2021	Radiation (03CH06-KS)
EXA Spectrum Analyzer	Keysight	N9010A	MY551502 08	10Hz~44GHz	Apr. 12, 2021	May 01, 2021	Apr. 11, 2022	Radiation (03CH06-KS)
Loop Antenna	R&S	HFH2-Z2	100321	9kHz~30MHz	Nov. 01, 2020	May 01, 2021	Oct. 31, 2021	Radiation (03CH06-KS)
Bilog Antenna	TeseQ	CBL6111D	49921	30MHz~1GHz	May 29, 2020	May 01, 2021	May 28, 2021	Radiation (03CH06-KS)
Double Ridge Horn Antenna	ETS-Lindgren	3117	00218652	1GHz~18GHz	Apr. 25, 2021	May 01, 2021	Apr. 24, 2022	Radiation (03CH06-KS)
SHF-EHF Horn	Com-power	AH-840	101115	18GHz~40GHz	Nov. 10, 2020	May 01, 2021	Nov. 09, 2021	Radiation (03CH06-KS)
Amplifier	SONOMA	310N	187289	9KHz ~1GHZ	Apr. 12, 2021	May 01, 2021	Apr. 11, 2022	Radiation (03CH06-KS)
Amplifier	MITEQ	EM18G40GG A	060728	18~40GHz	Jan. 06, 2021	May 01, 2021	Jan. 05, 2022	Radiation (03CH06-KS)
high gain Amplifier	MITEQ	AMF-7D-0010 1800-30-10P	2025788	1Ghz-18Ghz	Jan. 06, 2021	May 01, 2021	Jan. 05, 2022	Radiation (03CH06-KS)
Amplifier	Keysight	83017A	MY532702 03	500MHz~26.5G Hz	Apr. 13, 2021	May 01, 2021	Apr. 12, 2022	Radiation (03CH06-KS)
AC Power Source	Chroma	61601	F1040900 04	N/A	NCR	May 01, 2021	NCR	Radiation (03CH06-KS)
Turn Table	ChamPro	EM 1000-T	060762-T	0~360 degree	NCR	May 01, 2021	NCR	Radiation (03CH06-KS)
Antenna Mast	ChamPro	EM 1000-A	060762-A	1 m~4 m	NCR	May 01, 2021	NCR	Radiation (03CH06-KS)

NCR: No Calibration Required



5 Uncertainty of Evaluation

The measurement uncertainties shown below were calculated in accordance with the requirements of ANSI 63.10-2013. All the measurement uncertainty value were shown with a coverage K=2 to indicate 95% level of confidence. The measurement data show herein meets or exceeds the CISPR measurement uncertainty values specified in CISPR 16-4-2 and can be compared directly to specified limit to determine compliance.

Uncertainty of Conducted Emission Measurement (150 kHz ~ 30 MHz)

Measuring Uncertainty for a Level of Confidence of 95% (U = 2Uc(y))	2.94dB
---	--------

Uncertainty of Radiated Emission Measurement (30 MHz ~ 1000 MHz)

Measuring Uncertainty for a Level of Confidence of 95% (U = 2Uc(y))	5.0dB
---	-------

Uncertainty of Radiated Emission Measurement (1000 MHz ~ 18000 MHz)

Measuring Uncertainty for a Level of Confidence of 95% (U = 2Uc(y))	5.0dB
---	-------

Uncertainty of Radiated Emission Measurement (18000 MHz ~ 40000 MHz)

Measuring Uncertainty for a Level of Confidence of 95% (U = 2Uc(y))	5.0dB
---	-------



Appendix A. Conducted Test Results

Bluetooth

Test Engineer:	HeYong	Temperature:	20~26	°C
Test Date:	2021/4/29~2021/5/31	Relative Humidity:	40~51	%

TEST RESULTS DATA**20dB and 99% Occupied Bandwidth and Hopping Channel Separation**

Mod.	Data Rate	NTX	CH.	Freq. (MHz)	20db BW (MHz)	99% Bandwidth (MHz)	Hopping Channel Separation Measurement (KHz)	Hopping Channel Separation Measurement Limit (MHz)	Pass/Fail
DH	1Mbps	1	0	2402	0.952	0.874	994.200	0.6348	Pass
DH	1Mbps	1	39	2441	0.941	0.877	998.600	0.6271	Pass
DH	1Mbps	1	78	2480	0.949	0.877	1319.800	0.6329	Pass
2DH	2Mbps	1	0	2402	1.203	1.135	1002.900	0.8017	Pass
2DH	2Mbps	1	39	2441	1.207	1.132	998.600	0.8046	Pass
2DH	2Mbps	1	78	2480	1.207	1.132	1002.900	0.8046	Pass
3DH	3Mbps	1	0	2402	1.211	1.123	998.600	0.8075	Pass
3DH	3Mbps	1	39	2441	1.211	1.126	998.600	0.8075	Pass
3DH	3Mbps	1	78	2480	1.211	1.123	1002.900	0.8075	Pass

TEST RESULTS DATA**Dwell Time**

Mod.	Hopping Channel Number Rate	Hops Over Occupancy Time(hops)	Package Transfer Time (msec)	Dwell Time (sec)	Limits (sec)	Pass/Fail
Nomal	79	106.67	2.8841	0.31	0.4	Pass
AFH	20	53.33	2.8841	0.15	0.4	Pass

TEST RESULTS DATA**Peak Power Table**

DH	CH.	NTX	Peak Power (dBm)	Power Limit (dBm)	Test Result
DH1	0	1	5.35	20.97	Pass
	39	1	5.35	20.97	Pass
	78	1	4.86	20.97	Pass

2DH	CH.	NTX	Peak Power (dBm)	Power Limit (dBm)	Test Result
2DH1	0	1	5.35	20.97	Pass
	39	1	5.32	20.97	Pass
	78	1	4.81	20.97	Pass

3DH	CH.	NTX	Peak Power (dBm)	Power Limit (dBm)	Test Result
3DH1	0	1	5.37	20.97	Pass
	39	1	5.48	20.97	Pass
	78	1	4.94	20.97	Pass

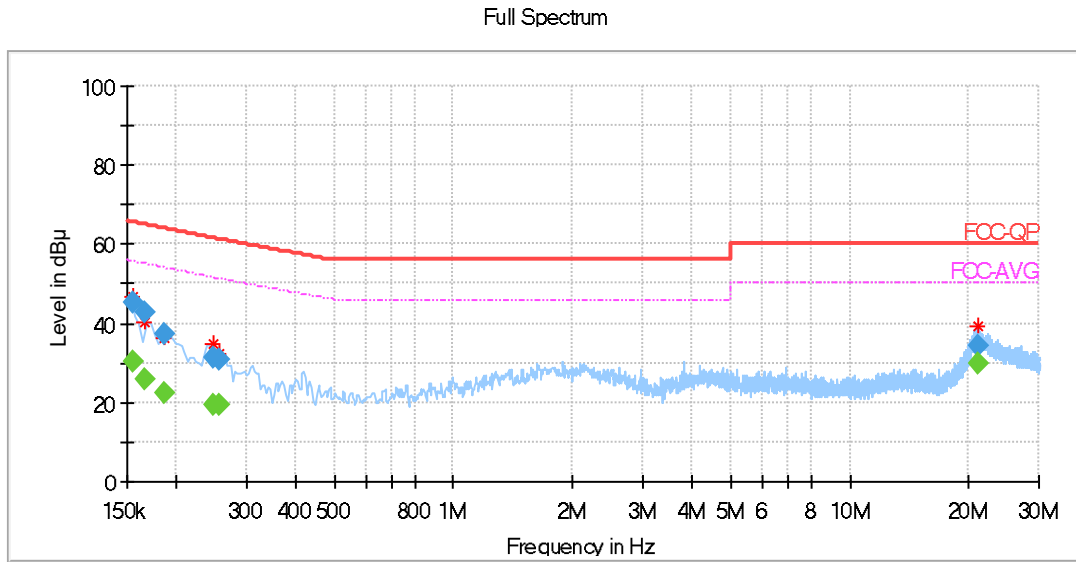
TEST RESULTS DATA**Number of Hopping Frequency**

Number of Hopping (Channel)	Adaptive Frequency Hopping (Channel)	Limits (Channel)	Pass/Fail
79	79	> 15	Pass



Appendix B. AC Conducted Emission Test Results

Test Engineer :	Amos Zhang	Temperature :	25.3~26.2°C
		Relative Humidity :	38~40%
Test Voltage :	120Vac / 60Hz	Phase :	Line
Remark :	All emissions not reported here are more than 10 dB below the prescribed limit.		

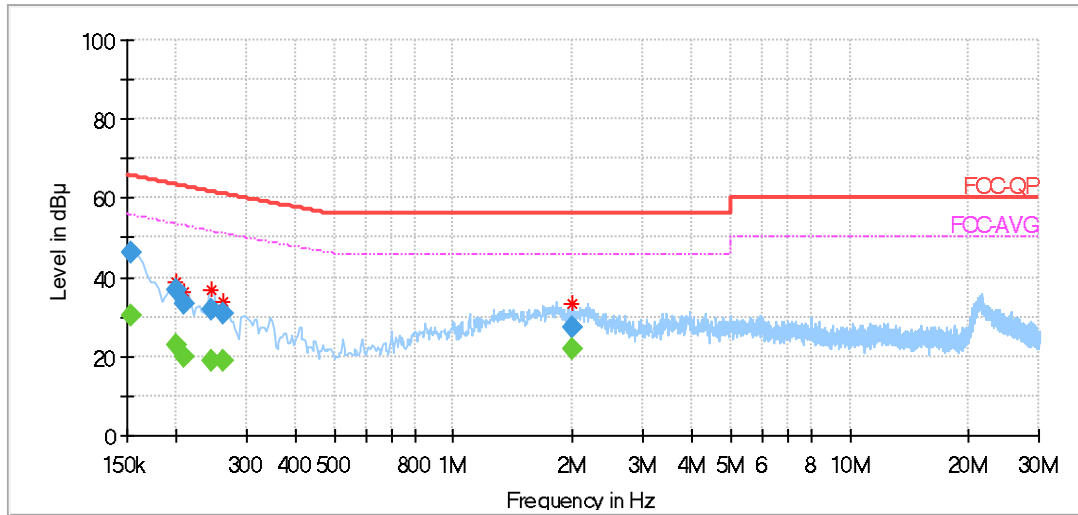


Frequency (MHz)	Quasi Peak (dBuV)	Average (dBuV)	Limit (dBuV)	Margin (dB)	Line	Filter	Corr. (dB)
0.154500	---	30.19	55.73	25.54	L1	OFF	20.1
0.154500	45.21	---	65.73	20.52	L1	OFF	20.1
0.165638	---	26.03	55.10	29.07	L1	OFF	20.0
0.165638	42.62	---	65.11	22.49	L1	OFF	20.0
0.185775	---	22.54	54.08	31.53	L1	OFF	20.0
0.185775	37.44	---	64.10	26.66	L1	OFF	20.0
0.246300	---	19.43	51.64	32.21	L1	OFF	19.9
0.246300	31.52	---	61.68	30.16	L1	OFF	19.9
0.256669	---	19.31	51.30	31.99	L1	OFF	19.9
0.256669	30.94	---	61.34	30.40	L1	OFF	19.9
21.079350	---	29.61	50.00	20.39	L1	OFF	20.2
21.079350	34.17	---	60.00	25.83	L1	OFF	20.2



Test Engineer :	Amos Zhang	Temperature :	25.3~26.2°C
		Relative Humidity :	38~40%
Test Voltage :	120Vac / 60Hz	Phase :	Neutral
Remark :	All emissions not reported here are more than 10 dB below the prescribed limit.		

Full Spectrum



Frequency (MHz)	Quasi Peak (dBuV)	Average (dBuV)	Limit (dBuV)	Margin (dB)	Line	Filter	Corr. (dB)
0.152962	---	30.54	55.82	25.28	N	OFF	20.2
0.152962	46.45	---	65.82	19.37	N	OFF	20.2
0.198506	---	22.91	53.49	30.58	N	OFF	20.2
0.198506	36.68	---	63.52	26.84	N	OFF	20.2
0.208931	---	20.05	53.05	33.00	N	OFF	20.2
0.208931	33.45	---	63.08	29.63	N	OFF	20.2
0.244762	---	19.09	51.69	32.61	N	OFF	20.1
0.244762	32.06	---	61.73	29.67	N	OFF	20.1
0.261169	---	18.66	51.15	32.49	N	OFF	20.1
0.261169	31.08	---	61.19	30.11	N	OFF	20.1
1.999697	---	21.67	46.00	24.33	N	OFF	19.8
1.999697	27.61	---	56.00	28.39	N	OFF	19.8



Appendix C. Radiated Spurious Emission

Test Engineer: Henzy Li	Temperature: 22~23 °C
Test Date: 2021/05/01	Relative Humidity: 41~42 %

2.4GHz 2400~2483.5MHz

BT (Band Edge @ 3m)

BT	Note	Frequency	Level	Over Limit	Limit Line	Read Level	Antenna Factor	Path Loss	Preamp Factor	Ant Pos	Table Pos	Peak Avg.	Pol.
		(MHz)	(dBμV/m)	(dB)	(dBμV/m)	(dBμV)	(dB/m)	(dB)	(dB)	(cm)	(deg)	(P/A)	(H/V)
BT CH00 2402MHz		2345.88	53.7	-20.3	74	47.16	32	7.99	33.45	125	212	P	H
	*	2345.88	28.88	-25.12	54	-	-	-	-	-	-	A	H
		2402	103.88	-	-	97.03	32.2	8.09	33.44	125	212	P	H
		2402	79.06	-	-	-	-	-	-	-	-	A	H
		2357.19	55	-19	74	47.35	33.08	8.02	33.45	209	182	P	V
	*	2357.19	30.18	-23.82	54	-	-	-	-	-	-	A	V
		2402	101.59	-	-	93.44	33.5	8.09	33.44	209	182	P	V
		2402	76.77	-	-	-	-	-	-	-	-	A	V
BT CH 39 2441MHz		2323	53.73	-20.27	74	47.29	31.95	7.95	33.46	147	211	P	H
		2323	28.91	-25.09	54	-	-	-	-	-	-	A	H
	*	2494.06	53.58	-20.42	74	47.06	31.7	8.24	33.42	147	211	P	H
		2494.06	28.76	-25.24	54	-	-	-	-	-	-	A	H
		2442	101.7	-	-	94.97	32	8.16	33.43	147	211	P	H
		2442	76.88	-	-	-	-	-	-	-	-	A	H
		2388.78	55.19	-18.81	74	47.05	33.5	8.09	33.45	188	184	P	V
		2388.78	30.37	-23.63	54	-	-	-	-	-	-	A	V
	*	2490.04	55.23	-18.77	74	47.68	32.73	8.24	33.42	188	184	P	V
		2490.04	30.41	-23.59	54	-	-	-	-	-	-	A	V
		2442	98.01	-	-	90.17	33.11	8.16	33.43	188	184	P	V
		2442	73.19	-	-	-	-	-	-	-	-	A	V



BT CH 78 2480MHz		2498.5	53.82	-20.18	74	47.3	31.7	8.24	33.42	125	216	P	H
	*	2498.5	29.00	-25.00	54	-	-	-	-	-	-	A	H
		2480	101.29	-	-	94.7	31.8	8.22	33.43	125	216	P	H
		2480	76.47	-	-	-	-	-	-	-	-	A	H
		2494.42	54.61	-19.39	74	47.06	32.73	8.24	33.42	102	135	P	V
	*	2494.42	29.79	-24.21	54	-	-	-	-	-	-	A	V
		2480	93.85	-	-	86.2	32.86	8.22	33.43	102	135	P	V
		2480	69.03	-	-	-	-	-	-	-	-	A	V
Remark	1. No other spurious found. 2. All results are PASS against Peak and Average limit line.												



2.4GHz 2400~2483.5MHz

BT (Harmonic @ 3m)

BT	Note	Frequency (MHz)	Level (dBμV/m)	Over Limit (dB)	Limit Line (dBμV/m)	Read Level (dBμV)	Antenna Factor (dB/m)	Path Loss (dB)	Preamp Factor (dB)	Ant Pos (cm)	Table Pos (deg)	Peak Avg. (P/A)	Pol. (H/V)
BT CH 00 2402MHz		4806	37.29	-36.71	74	52.54	34.96	11.51	61.72	100	360	P	H
		4806	37.42	-36.58	74	52.79	34.84	11.51	61.72	100	360	P	V
BT CH 39 2441MHz		4884	38.48	-35.52	74	53.55	35.04	11.6	61.71	100	360	P	H
		7320	40.73	-33.27	74	51.08	36.86	14.69	61.9	100	360	P	H
		4884	38.82	-35.18	74	54.1	34.83	11.6	61.71	100	360	P	V
BT CH 78 2480MHz		7320	40.9	-33.1	74	51.71	36.4	14.69	61.9	100	360	P	V
		4962	37.37	-36.63	74	52.22	35.14	11.71	61.7	100	360	P	H
		7440	39.78	-34.22	74	49.91	36.89	14.88	61.9	100	360	P	H
		4962	38.17	-35.83	74	53.35	34.81	11.71	61.7	100	360	P	V
BT CH 78 2480MHz		7440	40.07	-33.93	74	50.62	36.47	14.88	61.9	100	360	P	V
	Remark	1. No other spurious found. 2. All results are PASS against Peak and Average limit line.											



Emission below 1GHz

2.4GHz BT (LF)

BT	Note	Frequency	Level	Over	Limit	Read	Antenna	Path	Preamp	Ant	Table	Peak	Pol.
		(MHz)	(dBμV/m)	(dB)	(dBμV/m)	(dBμV)	(dB/m)	(dB)	(dB)	(cm)	(deg)	(P/A)	(H/V)
2.4GHz BT LF		30	24.17	-15.83	40	31.29	25	0.58	32.7	-	-	P	H
		111.48	25.55	-17.95	43.5	39.67	17.04	1.72	32.88	-	-	P	H
		143.49	28.5	-15	43.5	42.79	16.59	1.93	32.81	-	-	P	H
		224.97	26.51	-19.49	46	40.19	17	2.42	33.1	-	-	P	H
		359.8	31.31	-14.69	46	40.34	20.77	3.08	32.88	-	-	P	H
		828.31	32.45	-13.55	46	33.99	26.33	4.69	32.56	235	32	P	H
		30	30.98	-9.02	40	37.6	25.5	0.58	32.7	-	-	P	V
		120.21	33.77	-9.73	43.5	46.99	17.86	1.78	32.86	-	-	P	V
		359.8	41.99	-4.01	46	50.14	21.65	3.08	32.88	-	-	P	V
		399.57	33.56	-12.44	46	40.4	22.7	3.26	32.8	-	-	P	V
		827.34	42.63	-3.37	46	43.44	27.06	4.68	32.55	126	85	P	V
		831.22	41.85	-4.15	46	42.62	27.09	4.7	32.56	-	-	P	V
Remark	1. No other spurious found. 2. All results are PASS against limit line.												



Note symbol

*	Fundamental Frequency which can be ignored. However, the level of any unwanted emissions shall not exceed the level of the fundamental frequency.
!	Test result is over limit line.
P/A	Peak or Average
H/V	Horizontal or Vertical



A calculation example for radiated spurious emission is shown as below:

BT	Note	Frequency	Level	Over	Limit	Read	Antenna	Path	Preamp	Ant	Table	Peak	Pol.
		(MHz)	(dBμV/m)	(dB)	(dBμV/m)	(dBμV)	(dB/m)	(dB)	(dB)	(cm)	(deg)	(P/A)	(H/V)
BT CH 00 2402MHz		2390	55.45	-18.55	74	54.51	32.22	4.58	35.86	103	308	P	H
		2390	30.63	-23.37	54	-	-	-	-	-	-	A	H

1. Path Loss(dB) = Cable loss(dB) + Filter loss(dB) + Attenuator loss(dB)
2. Level(dBμV/m) =
Antenna Factor(dB/m) + Path Loss(dB) + Read Level(dBμV) - Preamp Factor(dB)
3. Over Limit(dB) = Level(dBμV/m) – Limit Line(dBμV/m)

For Peak Limit @ 2390MHz:

1. Level(dBμV/m)
= Antenna Factor(dB/m) + Path Loss(dB) + Read Level(dBμV) - Preamp Factor(dB)
= 32.22(dB/m) + 4.58(dB) + 54.51(dBμV) – 35.86 (dB)
= 55.45 (dBμV/m)
2. Over Limit(dB)
= Level(dBμV/m) – Limit Line(dBμV/m)
= 55.45(dBμV/m) – 74(dBμV/m)
= -18.55(dB)

For Average Limit @ 2390MHz:

1. Level(dBμV/m)
= Peak Level (dBμV/m) + duty cycle correction factor (dB)
= 55.45 (dBμV/m) – 24.82 (dB)
= 30.63 (dBμV/m)
2. Over Limit(dB)
= Level(dBμV/m) – Limit Line(dBμV/m)
= 30.63 (dBμV/m) – 54(dBμV/m)
= -23.37(dB)

Both peak and average measured complies with the limit line, so test result is “PASS”.



Appendix D. Radiated Spurious Emission Plots

Note symbol

-L	Low channel location
-R	High channel location



2.4GHz 2400~2483.5MHz

BT (Band Edge @ 3m)

BT	2.4GHz 2400~2483.5MHz Band Edge @ 3m																																																																											
	BT CH00 2402MHz																																																																											
	Horizontal	Fundamental																																																																										
Peak	<p style="font-size: small;">No. 1098, Pengxi North Road, Kunshan Economic & Technical Development Zone, Jiangsu, China Tel: +86-512-57900158 Fax: +86-512-57900958 http://www.sporton.com.cn</p> <p style="font-size: x-small;">Site : 03D956-K5 Condition : FCC PART 15C 3m 3117 ON 75957 HORIZONTAL RBR: 1000.000KHz VBR: 1000.000KHz SRT: Auto</p> <table border="1" style="font-size: x-small; width: 100%; border-collapse: collapse;"> <thead> <tr> <th>Over</th> <th>Limit</th> <th>ReadAntenna</th> <th>Cable Preamp</th> <th>A/Pos</th> <th>T/Pos</th> <th>Remark</th> <th>Poi/Phas</th> </tr> <tr> <th>Freq</th> <th>Level</th> <th>Line</th> <th>Level Factor</th> <th>Loss Factor</th> <th>dB</th> <th>deg</th> <th></th> </tr> <tr> <th>MHz</th> <th>dBW/m</th> <th>dB</th> <th>dBW/m</th> <th>dB/m</th> <th>dB</th> <th>deg</th> <th></th> </tr> </thead> <tbody> <tr> <td>1</td> <td>2345.88</td> <td>53.70</td> <td>-20.30</td> <td>74.00</td> <td>47.16</td> <td>32.00</td> <td>7.99</td> <td>33.45</td> <td>125</td> <td>212</td> <td>Peak</td> <td>HORIZONTAL</td> </tr> </tbody> </table>	Over	Limit	ReadAntenna	Cable Preamp	A/Pos	T/Pos	Remark	Poi/Phas	Freq	Level	Line	Level Factor	Loss Factor	dB	deg		MHz	dBW/m	dB	dBW/m	dB/m	dB	deg		1	2345.88	53.70	-20.30	74.00	47.16	32.00	7.99	33.45	125	212	Peak	HORIZONTAL	<p style="font-size: small;">No. 1098, Pengxi North Road, Kunshan Economic & Technical Development Zone, Jiangsu, China Tel: +86-512-57900158 Fax: +86-512-57900958 http://www.sporton.com.cn</p> <p style="font-size: x-small;">Site : 03D956-K5 Condition : FCC PART 15C 3m 3117 ON 75957 HORIZONTAL RBR: 1000.000KHz VBR: 1000.000KHz SRT: Auto</p> <table border="1" style="font-size: x-small; width: 100%; border-collapse: collapse;"> <thead> <tr> <th>Over</th> <th>Limit</th> <th>ReadAntenna</th> <th>Cable Preamp</th> <th>A/Pos</th> <th>T/Pos</th> <th>Remark</th> <th>Poi/Phas</th> </tr> <tr> <th>Freq</th> <th>Level</th> <th>Line</th> <th>Level Factor</th> <th>Loss Factor</th> <th>dB</th> <th>deg</th> <th></th> </tr> <tr> <th>MHz</th> <th>dBW/m</th> <th>dB</th> <th>dBW/m</th> <th>dB/m</th> <th>dB</th> <th>deg</th> <th></th> </tr> </thead> <tbody> <tr> <td>1</td> <td>2402.00</td> <td>103.88</td> <td>29.88</td> <td>74.00</td> <td>97.03</td> <td>32.20</td> <td>8.09</td> <td>33.44</td> <td>125</td> <td>212</td> <td>Peak</td> <td>HORIZONTAL</td> </tr> </tbody> </table>	Over	Limit	ReadAntenna	Cable Preamp	A/Pos	T/Pos	Remark	Poi/Phas	Freq	Level	Line	Level Factor	Loss Factor	dB	deg		MHz	dBW/m	dB	dBW/m	dB/m	dB	deg		1	2402.00	103.88	29.88	74.00	97.03	32.20	8.09	33.44	125	212	Peak	HORIZONTAL
Over	Limit	ReadAntenna	Cable Preamp	A/Pos	T/Pos	Remark	Poi/Phas																																																																					
Freq	Level	Line	Level Factor	Loss Factor	dB	deg																																																																						
MHz	dBW/m	dB	dBW/m	dB/m	dB	deg																																																																						
1	2345.88	53.70	-20.30	74.00	47.16	32.00	7.99	33.45	125	212	Peak	HORIZONTAL																																																																
Over	Limit	ReadAntenna	Cable Preamp	A/Pos	T/Pos	Remark	Poi/Phas																																																																					
Freq	Level	Line	Level Factor	Loss Factor	dB	deg																																																																						
MHz	dBW/m	dB	dBW/m	dB/m	dB	deg																																																																						
1	2402.00	103.88	29.88	74.00	97.03	32.20	8.09	33.44	125	212	Peak	HORIZONTAL																																																																

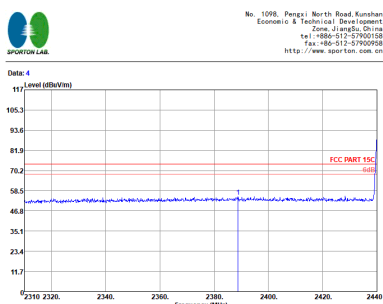


BT	2.4GHz 2400~2483.5MHz Band Edge @ 3m	
BT CH00 2402MHz		
Vertical		Fundamental
Peak		
	<p>Site : 030804-KS Condition : FCC PART 15C 3m 3117 SN 79957 VERTICAL RBW: 1000.000kHz VBW: 1000.000kHz SMT: Auto</p>	



BT	2.4GHz 2400~2483.5MHz Band Edge @ 3m																																																																											
BT CH39 2441MHz																																																																												
Horizontal		Fundamental																																																																										
Peak	<p>Site : 03090a-K3 Condition : FCC PART 15C 3m 3117 SN 79957 HORIZONTAL RBW:1000.000kHz VBW:1000.000kHz SMT:Auto</p> <table border="1"> <thead> <tr> <th>Over</th> <th>Limit</th> <th>ReadAntenna</th> <th>Cable Preamp</th> <th>A/Pos</th> <th>T/Pos</th> <th>Remark</th> <th>Pol/Phas</th> </tr> <tr> <th>Freq</th> <th>Level</th> <th>Line</th> <th>Level Factor</th> <th>Loss Factor</th> <th></th> <th></th> <th></th> </tr> <tr> <th>MHz</th> <th>dBuV/m</th> <th>dB</th> <th>dBuV/m</th> <th>dB</th> <th>dB</th> <th>cm</th> <th>deg</th> </tr> </thead> <tbody> <tr> <td>1</td> <td>2323.00</td> <td>53.73</td> <td>-20.27</td> <td>74.00</td> <td>47.29</td> <td>31.95</td> <td>7.95</td> <td>33.46</td> <td>147</td> <td>211</td> <td>Peak</td> <td>HORIZONTAL</td> </tr> </tbody> </table>	Over	Limit	ReadAntenna	Cable Preamp	A/Pos	T/Pos	Remark	Pol/Phas	Freq	Level	Line	Level Factor	Loss Factor				MHz	dBuV/m	dB	dBuV/m	dB	dB	cm	deg	1	2323.00	53.73	-20.27	74.00	47.29	31.95	7.95	33.46	147	211	Peak	HORIZONTAL	<p>Site : 03090a-K3 Condition : FCC PART 15C 3m 3117 SN 79957 HORIZONTAL RBW:1000.000kHz VBW:1000.000kHz SMT:Auto</p> <table border="1"> <thead> <tr> <th>Over</th> <th>Limit</th> <th>ReadAntenna</th> <th>Cable Preamp</th> <th>A/Pos</th> <th>T/Pos</th> <th>Remark</th> <th>Pol/Phas</th> </tr> <tr> <th>Freq</th> <th>Level</th> <th>Line</th> <th>Level Factor</th> <th>Loss Factor</th> <th></th> <th></th> <th></th> </tr> <tr> <th>MHz</th> <th>dBuV/m</th> <th>dB</th> <th>dBuV/m</th> <th>dB</th> <th>dB</th> <th>cm</th> <th>deg</th> </tr> </thead> <tbody> <tr> <td>1</td> <td>2442.00</td> <td>101.70</td> <td>27.70</td> <td>74.00</td> <td>94.97</td> <td>32.00</td> <td>8.16</td> <td>33.43</td> <td>147</td> <td>211</td> <td>Peak</td> <td>HORIZONTAL</td> </tr> </tbody> </table>	Over	Limit	ReadAntenna	Cable Preamp	A/Pos	T/Pos	Remark	Pol/Phas	Freq	Level	Line	Level Factor	Loss Factor				MHz	dBuV/m	dB	dBuV/m	dB	dB	cm	deg	1	2442.00	101.70	27.70	74.00	94.97	32.00	8.16	33.43	147	211	Peak	HORIZONTAL
Over	Limit	ReadAntenna	Cable Preamp	A/Pos	T/Pos	Remark	Pol/Phas																																																																					
Freq	Level	Line	Level Factor	Loss Factor																																																																								
MHz	dBuV/m	dB	dBuV/m	dB	dB	cm	deg																																																																					
1	2323.00	53.73	-20.27	74.00	47.29	31.95	7.95	33.46	147	211	Peak	HORIZONTAL																																																																
Over	Limit	ReadAntenna	Cable Preamp	A/Pos	T/Pos	Remark	Pol/Phas																																																																					
Freq	Level	Line	Level Factor	Loss Factor																																																																								
MHz	dBuV/m	dB	dBuV/m	dB	dB	cm	deg																																																																					
1	2442.00	101.70	27.70	74.00	94.97	32.00	8.16	33.43	147	211	Peak	HORIZONTAL																																																																
Peak	<p>Site : 03090a-K3 Condition : FCC PART 15C 3m 3117 SN 79957 HORIZONTAL RBW:1000.000kHz VBW:1000.000kHz SMT:Auto</p> <table border="1"> <thead> <tr> <th>Over</th> <th>Limit</th> <th>ReadAntenna</th> <th>Cable Preamp</th> <th>A/Pos</th> <th>T/Pos</th> <th>Remark</th> <th>Pol/Phas</th> </tr> <tr> <th>Freq</th> <th>Level</th> <th>Line</th> <th>Level Factor</th> <th>Loss Factor</th> <th></th> <th></th> <th></th> </tr> <tr> <th>MHz</th> <th>dBuV/m</th> <th>dB</th> <th>dBuV/m</th> <th>dB</th> <th>dB</th> <th>cm</th> <th>deg</th> </tr> </thead> <tbody> <tr> <td>1</td> <td>2494.06</td> <td>53.58</td> <td>-20.42</td> <td>74.00</td> <td>47.06</td> <td>31.70</td> <td>8.24</td> <td>33.42</td> <td>147</td> <td>211</td> <td>Peak</td> <td>HORIZONTAL</td> </tr> </tbody> </table>	Over	Limit	ReadAntenna	Cable Preamp	A/Pos	T/Pos	Remark	Pol/Phas	Freq	Level	Line	Level Factor	Loss Factor				MHz	dBuV/m	dB	dBuV/m	dB	dB	cm	deg	1	2494.06	53.58	-20.42	74.00	47.06	31.70	8.24	33.42	147	211	Peak	HORIZONTAL																																						
Over	Limit	ReadAntenna	Cable Preamp	A/Pos	T/Pos	Remark	Pol/Phas																																																																					
Freq	Level	Line	Level Factor	Loss Factor																																																																								
MHz	dBuV/m	dB	dBuV/m	dB	dB	cm	deg																																																																					
1	2494.06	53.58	-20.42	74.00	47.06	31.70	8.24	33.42	147	211	Peak	HORIZONTAL																																																																



BT	2.4GHz 2400~2483.5MHz Band Edge @ 3m																																																																			
BT CH39 2441MHz																																																																				
Vertical		Fundamental																																																																		
Peak	 <p>Site : 03090a-K3 Condition : FCC PART 15C 3m 3117 SN 79957 VERTICAL : RBW:1000.000kHz VBW:1000.000kHz SMT:Auto</p> <table border="1"> <thead> <tr> <th>Freq</th> <th>Level</th> <th>Over</th> <th>Limit</th> <th>Headroom</th> <th>Cable</th> <th>Preamp</th> <th>A/Pos</th> <th>T/Pos</th> <th>Remark</th> <th>Pol/Phas</th> </tr> <tr> <th>MHz</th> <th>dBuV/m</th> <th>dB</th> <th>dBuV/m</th> <th>dB</th> <th>dB</th> <th>dB</th> <th>cm</th> <th>deg</th> <th></th> <th></th> </tr> </thead> <tbody> <tr> <td>1</td> <td>2388.78</td> <td>55.19</td> <td>-18.91</td> <td>74.00</td> <td>47.05</td> <td>33.50</td> <td>8.09</td> <td>33.45</td> <td>188</td> <td>184 Peak VERTICAL</td> </tr> </tbody> </table>	Freq	Level	Over	Limit	Headroom	Cable	Preamp	A/Pos	T/Pos	Remark	Pol/Phas	MHz	dBuV/m	dB	dBuV/m	dB	dB	dB	cm	deg			1	2388.78	55.19	-18.91	74.00	47.05	33.50	8.09	33.45	188	184 Peak VERTICAL	 <p>Site : 03090a-K3 Condition : FCC PART 15C 3m 3117 SN 79957 VERTICAL : RBW:1000.000kHz VBW:1000.000kHz SMT:Auto</p> <table border="1"> <thead> <tr> <th>Freq</th> <th>Level</th> <th>Over</th> <th>Limit</th> <th>Headroom</th> <th>Cable</th> <th>Preamp</th> <th>A/Pos</th> <th>T/Pos</th> <th>Remark</th> <th>Pol/Phas</th> </tr> <tr> <th>MHz</th> <th>dBuV/m</th> <th>dB</th> <th>dBuV/m</th> <th>dB</th> <th>dB</th> <th>dB</th> <th>cm</th> <th>deg</th> <th></th> <th></th> </tr> </thead> <tbody> <tr> <td>1</td> <td>2442.00</td> <td>98.01</td> <td>24.01</td> <td>74.00</td> <td>90.17</td> <td>33.11</td> <td>8.16</td> <td>33.43</td> <td>188</td> <td>184 Peak VERTICAL</td> </tr> </tbody> </table>	Freq	Level	Over	Limit	Headroom	Cable	Preamp	A/Pos	T/Pos	Remark	Pol/Phas	MHz	dBuV/m	dB	dBuV/m	dB	dB	dB	cm	deg			1	2442.00	98.01	24.01	74.00	90.17	33.11	8.16	33.43	188	184 Peak VERTICAL
Freq	Level	Over	Limit	Headroom	Cable	Preamp	A/Pos	T/Pos	Remark	Pol/Phas																																																										
MHz	dBuV/m	dB	dBuV/m	dB	dB	dB	cm	deg																																																												
1	2388.78	55.19	-18.91	74.00	47.05	33.50	8.09	33.45	188	184 Peak VERTICAL																																																										
Freq	Level	Over	Limit	Headroom	Cable	Preamp	A/Pos	T/Pos	Remark	Pol/Phas																																																										
MHz	dBuV/m	dB	dBuV/m	dB	dB	dB	cm	deg																																																												
1	2442.00	98.01	24.01	74.00	90.17	33.11	8.16	33.43	188	184 Peak VERTICAL																																																										
Peak	 <p>Site : 03090a-K3 Condition : FCC PART 15C 3m 3117 SN 79957 VERTICAL : RBW:1000.000kHz VBW:1000.000kHz SMT:Auto</p> <table border="1"> <thead> <tr> <th>Freq</th> <th>Level</th> <th>Over</th> <th>Limit</th> <th>Headroom</th> <th>Cable</th> <th>Preamp</th> <th>A/Pos</th> <th>T/Pos</th> <th>Remark</th> <th>Pol/Phas</th> </tr> <tr> <th>MHz</th> <th>dBuV/m</th> <th>dB</th> <th>dBuV/m</th> <th>dB</th> <th>dB</th> <th>dB</th> <th>cm</th> <th>deg</th> <th></th> <th></th> </tr> </thead> <tbody> <tr> <td>1</td> <td>2490.04</td> <td>55.23</td> <td>-18.77</td> <td>74.00</td> <td>47.68</td> <td>32.73</td> <td>8.24</td> <td>33.42</td> <td>188</td> <td>184 Peak VERTICAL</td> </tr> </tbody> </table>	Freq	Level	Over	Limit	Headroom	Cable	Preamp	A/Pos	T/Pos	Remark	Pol/Phas	MHz	dBuV/m	dB	dBuV/m	dB	dB	dB	cm	deg			1	2490.04	55.23	-18.77	74.00	47.68	32.73	8.24	33.42	188	184 Peak VERTICAL																																		
Freq	Level	Over	Limit	Headroom	Cable	Preamp	A/Pos	T/Pos	Remark	Pol/Phas																																																										
MHz	dBuV/m	dB	dBuV/m	dB	dB	dB	cm	deg																																																												
1	2490.04	55.23	-18.77	74.00	47.68	32.73	8.24	33.42	188	184 Peak VERTICAL																																																										



BT	2.4GHz 2400~2483.5MHz Band Edge @ 3m																																																																											
BT CH78 2480MHz																																																																												
Horizontal		Fundamental																																																																										
Peak	<p>No. 1098, Pengzi North Road, Kunshan Economic & Technical Development Zone, Jiangsu China tel: +86-512-57900158 fax: +86-512-57900958 http://www.sporton.com.cn</p> <p>Site : 030804-K5 Condition : FCC DART 15C 3m 3117 SN 70957 HORIZONTAL RBW: 1000.000kHz VBW: 1000.000kHz SMT: Auto</p> <table border="1"> <thead> <tr> <th>Over</th> <th>Limit</th> <th>ReadAntenna</th> <th>Cable</th> <th>Preamp</th> <th>A/Pos</th> <th>T/Pos</th> <th>Remark</th> <th>Pol/Phas</th> </tr> <tr> <th>Freq</th> <th>Level</th> <th>Level</th> <th>Level</th> <th>Loss</th> <th>Factor</th> <th>Loss</th> <th>Factor</th> <th></th> </tr> <tr> <th>MHz</th> <th>dBm/100m</th> <th>dB</th> <th>dBm/100m</th> <th>dB</th> <th>dB</th> <th>dB</th> <th>dB</th> <th>on deg</th> </tr> </thead> <tbody> <tr> <td>1 * 2480.00</td> <td>101.29</td> <td>27.29</td> <td>74.00</td> <td>94.70</td> <td>31.80</td> <td>8.22</td> <td>33.43</td> <td>125 216 Peak</td> <td>HORIZONTAL</td> </tr> </tbody> </table>	Over	Limit	ReadAntenna	Cable	Preamp	A/Pos	T/Pos	Remark	Pol/Phas	Freq	Level	Level	Level	Loss	Factor	Loss	Factor		MHz	dBm/100m	dB	dBm/100m	dB	dB	dB	dB	on deg	1 * 2480.00	101.29	27.29	74.00	94.70	31.80	8.22	33.43	125 216 Peak	HORIZONTAL	<p>No. 1098, Pengzi North Road, Kunshan Economic & Technical Development Zone, Jiangsu China tel: +86-512-57900158 fax: +86-512-57900958 http://www.sporton.com.cn</p> <p>Site : 030804-K5 Condition : FCC DART 15C 3m 3117 SN 70957 HORIZONTAL RBW: 1000.000kHz VBW: 1000.000kHz SMT: Auto</p> <table border="1"> <thead> <tr> <th>Over</th> <th>Limit</th> <th>ReadAntenna</th> <th>Cable</th> <th>Preamp</th> <th>A/Pos</th> <th>T/Pos</th> <th>Remark</th> <th>Pol/Phas</th> </tr> <tr> <th>Freq</th> <th>Level</th> <th>Level</th> <th>Level</th> <th>Loss</th> <th>Factor</th> <th>Loss</th> <th>Factor</th> <th></th> </tr> <tr> <th>MHz</th> <th>dBm/100m</th> <th>dB</th> <th>dBm/100m</th> <th>dB</th> <th>dB</th> <th>dB</th> <th>dB</th> <th>on deg</th> </tr> </thead> <tbody> <tr> <td>1 * 2480.00</td> <td>101.29</td> <td>27.29</td> <td>74.00</td> <td>94.70</td> <td>31.80</td> <td>8.22</td> <td>33.43</td> <td>125 216 Peak</td> <td>HORIZONTAL</td> </tr> </tbody> </table>	Over	Limit	ReadAntenna	Cable	Preamp	A/Pos	T/Pos	Remark	Pol/Phas	Freq	Level	Level	Level	Loss	Factor	Loss	Factor		MHz	dBm/100m	dB	dBm/100m	dB	dB	dB	dB	on deg	1 * 2480.00	101.29	27.29	74.00	94.70	31.80	8.22	33.43	125 216 Peak	HORIZONTAL
	Over	Limit	ReadAntenna	Cable	Preamp	A/Pos	T/Pos	Remark	Pol/Phas																																																																			
Freq	Level	Level	Level	Loss	Factor	Loss	Factor																																																																					
MHz	dBm/100m	dB	dBm/100m	dB	dB	dB	dB	on deg																																																																				
1 * 2480.00	101.29	27.29	74.00	94.70	31.80	8.22	33.43	125 216 Peak	HORIZONTAL																																																																			
Over	Limit	ReadAntenna	Cable	Preamp	A/Pos	T/Pos	Remark	Pol/Phas																																																																				
Freq	Level	Level	Level	Loss	Factor	Loss	Factor																																																																					
MHz	dBm/100m	dB	dBm/100m	dB	dB	dB	dB	on deg																																																																				
1 * 2480.00	101.29	27.29	74.00	94.70	31.80	8.22	33.43	125 216 Peak	HORIZONTAL																																																																			



BT	2.4GHz 2400~2483.5MHz Band Edge @ 3m																																																																																	
BT CH78 2480MHz																																																																																		
	Vertical	Fundamental																																																																																
Peak	<p>No. 1098, Pengzi North Road, Kunshan Economic & Technical Development Zone, Jiangsu China tel: +86-512-57900158 fax: +86-512-57900958 http://www.sporton.com.cn</p> <p>Site : 030804-KS Condition : FCC PART 15C 3m 3117 SN 70957 VERTICAL RBW:1000.000kHz VBW:1000.000kHz SMT:Auto</p> <table border="1"> <thead> <tr> <th>Over</th> <th>Limit</th> <th>ReadAntenna</th> <th>Cable</th> <th>Preamp</th> <th>A/Pos</th> <th>T/Pos</th> <th>Remark</th> <th>Poi/Phas</th> </tr> <tr> <th>Freq</th> <th>Level</th> <th>Level</th> <th>Level</th> <th>Loss</th> <th>Factor</th> <th>Factor</th> <th></th> <th></th> </tr> <tr> <th>MHz</th> <th>dBμV/m</th> <th>dB</th> <th>dBμV/m</th> <th>dB</th> <th>dB</th> <th>dB</th> <th>on</th> <th>deg</th> </tr> </thead> <tbody> <tr> <td>1</td> <td>2494.42</td> <td>54.61</td> <td>-19.39</td> <td>74.00</td> <td>47.06</td> <td>32.73</td> <td>8.24</td> <td>33.42</td> <td>102</td> <td>135</td> <td>Peak</td> <td>VERTICAL</td> </tr> </tbody> </table>	Over	Limit	ReadAntenna	Cable	Preamp	A/Pos	T/Pos	Remark	Poi/Phas	Freq	Level	Level	Level	Loss	Factor	Factor			MHz	dBμV/m	dB	dBμV/m	dB	dB	dB	on	deg	1	2494.42	54.61	-19.39	74.00	47.06	32.73	8.24	33.42	102	135	Peak	VERTICAL	<p>No. 1098, Pengzi North Road, Kunshan Economic & Technical Development Zone, Jiangsu China tel: +86-512-57900158 fax: +86-512-57900958 http://www.sporton.com.cn</p> <p>Site : 030804-KS Condition : FCC PART 15C 3m 3117 SN 70957 VERTICAL RBW:1000.000kHz VBW:1000.000kHz SMT:Auto</p> <table border="1"> <thead> <tr> <th>Over</th> <th>Limit</th> <th>ReadAntenna</th> <th>Cable</th> <th>Preamp</th> <th>A/Pos</th> <th>T/Pos</th> <th>Remark</th> <th>Poi/Phas</th> </tr> <tr> <th>Freq</th> <th>Level</th> <th>Level</th> <th>Level</th> <th>Loss</th> <th>Factor</th> <th>Factor</th> <th></th> <th></th> </tr> <tr> <th>MHz</th> <th>dBμV/m</th> <th>dB</th> <th>dBμV/m</th> <th>dB</th> <th>dB</th> <th>dB</th> <th>on</th> <th>deg</th> </tr> </thead> <tbody> <tr> <td>1</td> <td>2480.00</td> <td>93.85</td> <td>19.85</td> <td>74.00</td> <td>86.20</td> <td>32.86</td> <td>8.22</td> <td>33.43</td> <td>102</td> <td>135</td> <td>Peak</td> <td>VERTICAL</td> </tr> </tbody> </table>	Over	Limit	ReadAntenna	Cable	Preamp	A/Pos	T/Pos	Remark	Poi/Phas	Freq	Level	Level	Level	Loss	Factor	Factor			MHz	dBμV/m	dB	dBμV/m	dB	dB	dB	on	deg	1	2480.00	93.85	19.85	74.00	86.20	32.86	8.22	33.43	102	135	Peak	VERTICAL
	Over	Limit	ReadAntenna	Cable	Preamp	A/Pos	T/Pos	Remark	Poi/Phas																																																																									
Freq	Level	Level	Level	Loss	Factor	Factor																																																																												
MHz	dBμV/m	dB	dBμV/m	dB	dB	dB	on	deg																																																																										
1	2494.42	54.61	-19.39	74.00	47.06	32.73	8.24	33.42	102	135	Peak	VERTICAL																																																																						
Over	Limit	ReadAntenna	Cable	Preamp	A/Pos	T/Pos	Remark	Poi/Phas																																																																										
Freq	Level	Level	Level	Loss	Factor	Factor																																																																												
MHz	dBμV/m	dB	dBμV/m	dB	dB	dB	on	deg																																																																										
1	2480.00	93.85	19.85	74.00	86.20	32.86	8.22	33.43	102	135	Peak	VERTICAL																																																																						



2.4GHz 2400~2483.5MHz

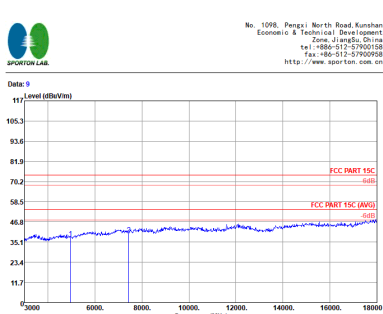
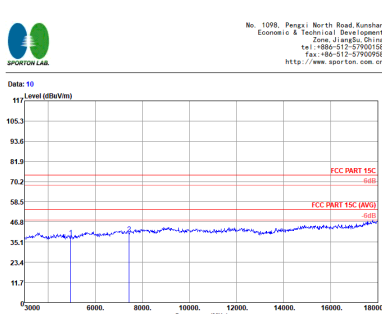
BT (Harmonic @ 3m)

BT	2.4GHz 2400~2483.5MHz Harmonic @ 3m																																																																			
BT CH00 2402MHz																																																																				
Horizontal		Vertical																																																																		
<p>Peak Avg.</p>	<p>Site : 030806-KS Condition : FCC PART 15C 3m 3117 SW 79957 HORIZONTAL RSM: 1000.000MHz VSW: 1000.000MHz SMT: Auto</p> <table border="1"> <thead> <tr> <th>Freq</th> <th>Level</th> <th>Over</th> <th>Limit</th> <th>RealAntenna</th> <th>Cable</th> <th>Preamp</th> <th>A/Pos</th> <th>T/Pos</th> <th>Remark</th> <th>Poi/Phas</th> </tr> <tr> <th>MHz</th> <th>dBm/m</th> <th>dB</th> <th>dBm/m</th> <th>dBm</th> <th>dBm</th> <th>dB</th> <th>cm</th> <th>deg</th> <th></th> <th></th> </tr> </thead> <tbody> <tr> <td>1 4806.00</td> <td>37.29</td> <td>-36.71</td> <td>74.00</td> <td>52.54</td> <td>34.96</td> <td>11.51</td> <td>61.72</td> <td>100</td> <td>300 Peak</td> <td>HORIZONTAL</td> </tr> </tbody> </table>	Freq	Level	Over	Limit	RealAntenna	Cable	Preamp	A/Pos	T/Pos	Remark	Poi/Phas	MHz	dBm/m	dB	dBm/m	dBm	dBm	dB	cm	deg			1 4806.00	37.29	-36.71	74.00	52.54	34.96	11.51	61.72	100	300 Peak	HORIZONTAL	<p>Site : 030806-KS Condition : FCC PART 15C 3m 3117 SW 79957 VERTICAL RSM: 1000.000MHz VSW: 1000.000MHz SMT: Auto</p> <table border="1"> <thead> <tr> <th>Freq</th> <th>Level</th> <th>Over</th> <th>Limit</th> <th>RealAntenna</th> <th>Cable</th> <th>Preamp</th> <th>A/Pos</th> <th>T/Pos</th> <th>Remark</th> <th>Poi/Phas</th> </tr> <tr> <th>MHz</th> <th>dBm/m</th> <th>dB</th> <th>dBm/m</th> <th>dBm</th> <th>dBm</th> <th>dB</th> <th>cm</th> <th>deg</th> <th></th> <th></th> </tr> </thead> <tbody> <tr> <td>1 4806.00</td> <td>37.42</td> <td>-36.58</td> <td>74.00</td> <td>52.79</td> <td>34.84</td> <td>11.51</td> <td>61.72</td> <td>100</td> <td>300 Peak</td> <td>VERTICAL</td> </tr> </tbody> </table>	Freq	Level	Over	Limit	RealAntenna	Cable	Preamp	A/Pos	T/Pos	Remark	Poi/Phas	MHz	dBm/m	dB	dBm/m	dBm	dBm	dB	cm	deg			1 4806.00	37.42	-36.58	74.00	52.79	34.84	11.51	61.72	100	300 Peak	VERTICAL
	Freq	Level	Over	Limit	RealAntenna	Cable	Preamp	A/Pos	T/Pos	Remark	Poi/Phas																																																									
MHz	dBm/m	dB	dBm/m	dBm	dBm	dB	cm	deg																																																												
1 4806.00	37.29	-36.71	74.00	52.54	34.96	11.51	61.72	100	300 Peak	HORIZONTAL																																																										
Freq	Level	Over	Limit	RealAntenna	Cable	Preamp	A/Pos	T/Pos	Remark	Poi/Phas																																																										
MHz	dBm/m	dB	dBm/m	dBm	dBm	dB	cm	deg																																																												
1 4806.00	37.42	-36.58	74.00	52.79	34.84	11.51	61.72	100	300 Peak	VERTICAL																																																										



BT	2.4GHz 2400~2483.5MHz Harmonic @ 3m																																																																																													
BT CH39 2441MHz																																																																																														
Horizontal		Vertical																																																																																												
<p>Peak</p> <p>Avg.</p>	<p>Site Condition : 030904-KS : FCC PART 15C 3m 3117 SW 79957 HORIZONTAL : RBW:1000.000kHz VBW:1000.000kHz SMT:Auto</p> <table border="1"> <thead> <tr> <th>Freq</th> <th>Level</th> <th>Over</th> <th>Limit</th> <th>Headroom</th> <th>Cable</th> <th>Preamp</th> <th>A/Pos</th> <th>T/Pos</th> <th>Remark</th> <th>Pol/Phas</th> </tr> <tr> <th>MHz</th> <th>dBuV/m</th> <th>dB</th> <th>dBuV/m</th> <th>dBuV</th> <th>dB</th> <th>dB</th> <th>cm</th> <th>deg</th> <th></th> <th></th> </tr> </thead> <tbody> <tr> <td>1</td> <td>4884.00</td> <td>38.48</td> <td>-35.57</td> <td>74.00</td> <td>53.55</td> <td>35.04</td> <td>11.60</td> <td>61.71</td> <td>100</td> <td>360 Peak</td> <td>HORIZONTAL</td> </tr> <tr> <td>2</td> <td>7320.00</td> <td>40.73</td> <td>-33.27</td> <td>74.00</td> <td>51.08</td> <td>36.86</td> <td>14.69</td> <td>61.90</td> <td>100</td> <td>360 Peak</td> <td>HORIZONTAL</td> </tr> </tbody> </table>	Freq	Level	Over	Limit	Headroom	Cable	Preamp	A/Pos	T/Pos	Remark	Pol/Phas	MHz	dBuV/m	dB	dBuV/m	dBuV	dB	dB	cm	deg			1	4884.00	38.48	-35.57	74.00	53.55	35.04	11.60	61.71	100	360 Peak	HORIZONTAL	2	7320.00	40.73	-33.27	74.00	51.08	36.86	14.69	61.90	100	360 Peak	HORIZONTAL	<p>Site Condition : 030904-KS : FCC PART 15C 3m 3117 SW 79957 VERTICAL : RBW:1000.000kHz VBW:1000.000kHz SMT:Auto</p> <table border="1"> <thead> <tr> <th>Freq</th> <th>Level</th> <th>Over</th> <th>Limit</th> <th>Headroom</th> <th>Cable</th> <th>Preamp</th> <th>A/Pos</th> <th>T/Pos</th> <th>Remark</th> <th>Pol/Phas</th> </tr> <tr> <th>MHz</th> <th>dBuV/m</th> <th>dB</th> <th>dBuV/m</th> <th>dBuV</th> <th>dB</th> <th>dB</th> <th>cm</th> <th>deg</th> <th></th> <th></th> </tr> </thead> <tbody> <tr> <td>1</td> <td>4884.00</td> <td>38.82</td> <td>-35.18</td> <td>74.00</td> <td>54.10</td> <td>34.83</td> <td>11.60</td> <td>61.71</td> <td>100</td> <td>360 Peak</td> <td>VERTICAL</td> </tr> <tr> <td>2</td> <td>7320.00</td> <td>40.90</td> <td>-33.10</td> <td>74.00</td> <td>51.71</td> <td>36.40</td> <td>14.69</td> <td>61.90</td> <td>100</td> <td>360 Peak</td> <td>VERTICAL</td> </tr> </tbody> </table>	Freq	Level	Over	Limit	Headroom	Cable	Preamp	A/Pos	T/Pos	Remark	Pol/Phas	MHz	dBuV/m	dB	dBuV/m	dBuV	dB	dB	cm	deg			1	4884.00	38.82	-35.18	74.00	54.10	34.83	11.60	61.71	100	360 Peak	VERTICAL	2	7320.00	40.90	-33.10	74.00	51.71	36.40	14.69	61.90	100	360 Peak	VERTICAL
	Freq	Level	Over	Limit	Headroom	Cable	Preamp	A/Pos	T/Pos	Remark	Pol/Phas																																																																																			
MHz	dBuV/m	dB	dBuV/m	dBuV	dB	dB	cm	deg																																																																																						
1	4884.00	38.48	-35.57	74.00	53.55	35.04	11.60	61.71	100	360 Peak	HORIZONTAL																																																																																			
2	7320.00	40.73	-33.27	74.00	51.08	36.86	14.69	61.90	100	360 Peak	HORIZONTAL																																																																																			
Freq	Level	Over	Limit	Headroom	Cable	Preamp	A/Pos	T/Pos	Remark	Pol/Phas																																																																																				
MHz	dBuV/m	dB	dBuV/m	dBuV	dB	dB	cm	deg																																																																																						
1	4884.00	38.82	-35.18	74.00	54.10	34.83	11.60	61.71	100	360 Peak	VERTICAL																																																																																			
2	7320.00	40.90	-33.10	74.00	51.71	36.40	14.69	61.90	100	360 Peak	VERTICAL																																																																																			



BT	2.4GHz 2400~2483.5MHz Harmonic @ 3m																																																																																													
BT CH78 2480MHz																																																																																														
Horizontal		Vertical																																																																																												
<p style="text-align: center;">Peak Avg.</p>	 <table border="1" data-bbox="430 828 813 896"> <thead> <tr> <th>Freq</th> <th>Level</th> <th>Over</th> <th>Limit</th> <th>ReadAntenna</th> <th>Cable</th> <th>Preamp</th> <th>A/Pos</th> <th>T/Pos</th> <th>Remark</th> <th>Pol/Phas</th> </tr> <tr> <th>MHz</th> <th>dBuV/m</th> <th>dB</th> <th>dBuV/m</th> <th>dBuV</th> <th>dB</th> <th>dB</th> <th>cm</th> <th>deg</th> <th></th> <th></th> </tr> </thead> <tbody> <tr> <td>1</td> <td>4962.00</td> <td>37.37</td> <td>-36.63</td> <td>74.00</td> <td>52.22</td> <td>35.14</td> <td>11.71</td> <td>61.70</td> <td>100</td> <td>360 Peak</td> <td>HORIZONTAL</td> </tr> <tr> <td>2</td> <td>7440.00</td> <td>39.79</td> <td>-34.22</td> <td>74.00</td> <td>49.91</td> <td>36.89</td> <td>14.88</td> <td>61.90</td> <td>100</td> <td>360 Peak</td> <td>HORIZONTAL</td> </tr> </tbody> </table>	Freq	Level	Over	Limit	ReadAntenna	Cable	Preamp	A/Pos	T/Pos	Remark	Pol/Phas	MHz	dBuV/m	dB	dBuV/m	dBuV	dB	dB	cm	deg			1	4962.00	37.37	-36.63	74.00	52.22	35.14	11.71	61.70	100	360 Peak	HORIZONTAL	2	7440.00	39.79	-34.22	74.00	49.91	36.89	14.88	61.90	100	360 Peak	HORIZONTAL	 <table border="1" data-bbox="904 828 1287 896"> <thead> <tr> <th>Freq</th> <th>Level</th> <th>Over</th> <th>Limit</th> <th>ReadAntenna</th> <th>Cable</th> <th>Preamp</th> <th>A/Pos</th> <th>T/Pos</th> <th>Remark</th> <th>Pol/Phas</th> </tr> <tr> <th>MHz</th> <th>dBuV/m</th> <th>dB</th> <th>dBuV/m</th> <th>dBuV</th> <th>dB</th> <th>dB</th> <th>cm</th> <th>deg</th> <th></th> <th></th> </tr> </thead> <tbody> <tr> <td>1</td> <td>4962.00</td> <td>38.17</td> <td>-35.83</td> <td>74.00</td> <td>53.35</td> <td>34.81</td> <td>11.71</td> <td>61.70</td> <td>100</td> <td>360 Peak</td> <td>VERTICAL</td> </tr> <tr> <td>2</td> <td>7440.00</td> <td>40.97</td> <td>-32.93</td> <td>74.00</td> <td>50.62</td> <td>36.67</td> <td>14.88</td> <td>61.90</td> <td>100</td> <td>360 Peak</td> <td>VERTICAL</td> </tr> </tbody> </table>	Freq	Level	Over	Limit	ReadAntenna	Cable	Preamp	A/Pos	T/Pos	Remark	Pol/Phas	MHz	dBuV/m	dB	dBuV/m	dBuV	dB	dB	cm	deg			1	4962.00	38.17	-35.83	74.00	53.35	34.81	11.71	61.70	100	360 Peak	VERTICAL	2	7440.00	40.97	-32.93	74.00	50.62	36.67	14.88	61.90	100	360 Peak	VERTICAL
	Freq	Level	Over	Limit	ReadAntenna	Cable	Preamp	A/Pos	T/Pos	Remark	Pol/Phas																																																																																			
MHz	dBuV/m	dB	dBuV/m	dBuV	dB	dB	cm	deg																																																																																						
1	4962.00	37.37	-36.63	74.00	52.22	35.14	11.71	61.70	100	360 Peak	HORIZONTAL																																																																																			
2	7440.00	39.79	-34.22	74.00	49.91	36.89	14.88	61.90	100	360 Peak	HORIZONTAL																																																																																			
Freq	Level	Over	Limit	ReadAntenna	Cable	Preamp	A/Pos	T/Pos	Remark	Pol/Phas																																																																																				
MHz	dBuV/m	dB	dBuV/m	dBuV	dB	dB	cm	deg																																																																																						
1	4962.00	38.17	-35.83	74.00	53.35	34.81	11.71	61.70	100	360 Peak	VERTICAL																																																																																			
2	7440.00	40.97	-32.93	74.00	50.62	36.67	14.88	61.90	100	360 Peak	VERTICAL																																																																																			



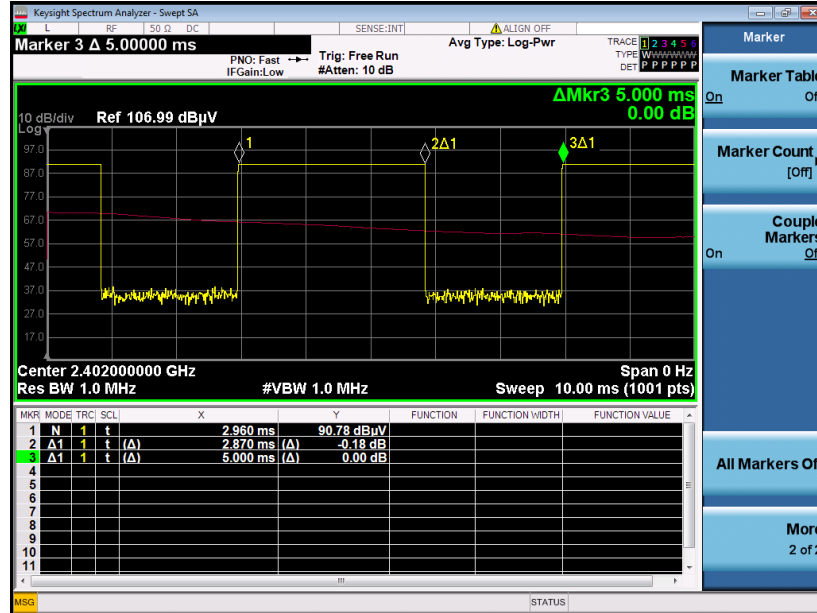
Emission below 1GHz
2.4GHz BT (LF)

BT	2.4GHz 2400~2483.5MHz																																																																																																																																																											
	BT LF																																																																																																																																																											
	Horizontal	Vertical																																																																																																																																																										
QP / Peak	<table border="1"> <thead> <tr> <th>Peak</th> <th>Freq (MHz)</th> <th>Level (dBuV/m)</th> <th>Over Limit</th> <th>ReadAntenna</th> <th>Cable</th> <th>Preamp</th> <th>A/Pos</th> <th>T/Pos</th> <th>Remark</th> <th>Pol/Phas</th> </tr> </thead> <tbody> <tr><td>1</td><td>30.00</td><td>24.17</td><td>-15.83</td><td>40.00</td><td>31.29</td><td>25.00</td><td>0.58</td><td>32.70</td><td>---</td><td>Peak HORIZONTAL</td></tr> <tr><td>2</td><td>111.48</td><td>25.30</td><td>-14.70</td><td>43.50</td><td>29.81</td><td>17.04</td><td>1.73</td><td>32.88</td><td>---</td><td>Peak HORIZONTAL</td></tr> <tr><td>3</td><td>143.49</td><td>28.50</td><td>-11.50</td><td>43.50</td><td>42.79</td><td>16.59</td><td>1.93</td><td>32.81</td><td>---</td><td>Peak HORIZONTAL</td></tr> <tr><td>4</td><td>274.97</td><td>26.31</td><td>-13.69</td><td>46.00</td><td>40.19</td><td>17.05</td><td>1.42</td><td>32.10</td><td>---</td><td>Peak HORIZONTAL</td></tr> <tr><td>5</td><td>359.80</td><td>31.31</td><td>-8.69</td><td>46.00</td><td>40.34</td><td>20.77</td><td>3.08</td><td>33.88</td><td>---</td><td>Peak HORIZONTAL</td></tr> <tr><td>6</td><td>826.31</td><td>32.45</td><td>-13.55</td><td>40.00</td><td>33.99</td><td>26.33</td><td>4.49</td><td>32.56</td><td>235</td><td>32 Peak HORIZONTAL</td></tr> </tbody> </table>	Peak	Freq (MHz)	Level (dBuV/m)	Over Limit	ReadAntenna	Cable	Preamp	A/Pos	T/Pos	Remark	Pol/Phas	1	30.00	24.17	-15.83	40.00	31.29	25.00	0.58	32.70	---	Peak HORIZONTAL	2	111.48	25.30	-14.70	43.50	29.81	17.04	1.73	32.88	---	Peak HORIZONTAL	3	143.49	28.50	-11.50	43.50	42.79	16.59	1.93	32.81	---	Peak HORIZONTAL	4	274.97	26.31	-13.69	46.00	40.19	17.05	1.42	32.10	---	Peak HORIZONTAL	5	359.80	31.31	-8.69	46.00	40.34	20.77	3.08	33.88	---	Peak HORIZONTAL	6	826.31	32.45	-13.55	40.00	33.99	26.33	4.49	32.56	235	32 Peak HORIZONTAL	<table border="1"> <thead> <tr> <th>Peak</th> <th>Freq (MHz)</th> <th>Level (dBuV/m)</th> <th>Over Limit</th> <th>ReadAntenna</th> <th>Cable</th> <th>Preamp</th> <th>A/Pos</th> <th>T/Pos</th> <th>Remark</th> <th>Pol/Phas</th> </tr> </thead> <tbody> <tr><td>1</td><td>30.00</td><td>30.98</td><td>-9.02</td><td>40.00</td><td>37.60</td><td>25.50</td><td>0.58</td><td>32.70</td><td>---</td><td>Peak VERTICAL</td></tr> <tr><td>2</td><td>110.31</td><td>33.39</td><td>-6.61</td><td>43.50</td><td>46.99</td><td>17.86</td><td>1.78</td><td>32.86</td><td>---</td><td>Peak VERTICAL</td></tr> <tr><td>3</td><td>139.80</td><td>41.99</td><td>-4.01</td><td>46.00</td><td>50.14</td><td>21.85</td><td>3.08</td><td>32.88</td><td>---</td><td>Peak VERTICAL</td></tr> <tr><td>4</td><td>299.57</td><td>41.54</td><td>-4.46</td><td>46.00</td><td>40.40</td><td>22.75</td><td>2.52</td><td>32.80</td><td>---</td><td>Peak VERTICAL</td></tr> <tr><td>5</td><td>457.34</td><td>42.63</td><td>-3.37</td><td>46.00</td><td>43.44</td><td>27.54</td><td>4.48</td><td>32.55</td><td>126</td><td>80 Peak VERTICAL</td></tr> <tr><td>6</td><td>831.22</td><td>41.80</td><td>-4.20</td><td>40.00</td><td>42.02</td><td>27.09</td><td>4.70</td><td>32.56</td><td>---</td><td>Peak VERTICAL</td></tr> </tbody> </table>	Peak	Freq (MHz)	Level (dBuV/m)	Over Limit	ReadAntenna	Cable	Preamp	A/Pos	T/Pos	Remark	Pol/Phas	1	30.00	30.98	-9.02	40.00	37.60	25.50	0.58	32.70	---	Peak VERTICAL	2	110.31	33.39	-6.61	43.50	46.99	17.86	1.78	32.86	---	Peak VERTICAL	3	139.80	41.99	-4.01	46.00	50.14	21.85	3.08	32.88	---	Peak VERTICAL	4	299.57	41.54	-4.46	46.00	40.40	22.75	2.52	32.80	---	Peak VERTICAL	5	457.34	42.63	-3.37	46.00	43.44	27.54	4.48	32.55	126	80 Peak VERTICAL	6	831.22	41.80	-4.20	40.00	42.02	27.09	4.70	32.56	---	Peak VERTICAL
Peak	Freq (MHz)	Level (dBuV/m)	Over Limit	ReadAntenna	Cable	Preamp	A/Pos	T/Pos	Remark	Pol/Phas																																																																																																																																																		
1	30.00	24.17	-15.83	40.00	31.29	25.00	0.58	32.70	---	Peak HORIZONTAL																																																																																																																																																		
2	111.48	25.30	-14.70	43.50	29.81	17.04	1.73	32.88	---	Peak HORIZONTAL																																																																																																																																																		
3	143.49	28.50	-11.50	43.50	42.79	16.59	1.93	32.81	---	Peak HORIZONTAL																																																																																																																																																		
4	274.97	26.31	-13.69	46.00	40.19	17.05	1.42	32.10	---	Peak HORIZONTAL																																																																																																																																																		
5	359.80	31.31	-8.69	46.00	40.34	20.77	3.08	33.88	---	Peak HORIZONTAL																																																																																																																																																		
6	826.31	32.45	-13.55	40.00	33.99	26.33	4.49	32.56	235	32 Peak HORIZONTAL																																																																																																																																																		
Peak	Freq (MHz)	Level (dBuV/m)	Over Limit	ReadAntenna	Cable	Preamp	A/Pos	T/Pos	Remark	Pol/Phas																																																																																																																																																		
1	30.00	30.98	-9.02	40.00	37.60	25.50	0.58	32.70	---	Peak VERTICAL																																																																																																																																																		
2	110.31	33.39	-6.61	43.50	46.99	17.86	1.78	32.86	---	Peak VERTICAL																																																																																																																																																		
3	139.80	41.99	-4.01	46.00	50.14	21.85	3.08	32.88	---	Peak VERTICAL																																																																																																																																																		
4	299.57	41.54	-4.46	46.00	40.40	22.75	2.52	32.80	---	Peak VERTICAL																																																																																																																																																		
5	457.34	42.63	-3.37	46.00	43.44	27.54	4.48	32.55	126	80 Peak VERTICAL																																																																																																																																																		
6	831.22	41.80	-4.20	40.00	42.02	27.09	4.70	32.56	---	Peak VERTICAL																																																																																																																																																		

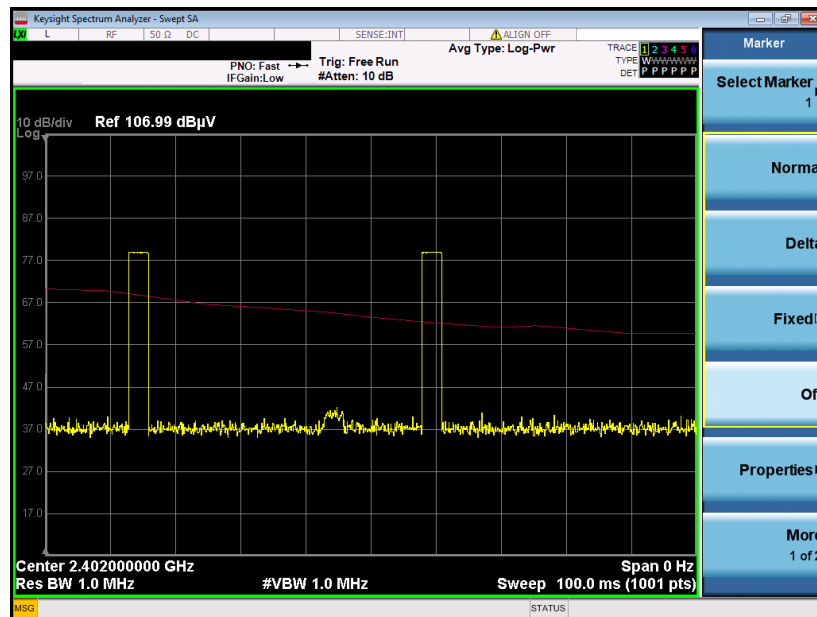
Note: For above testing, we have also tested from 18GHz to 25GHz and found no emissions.

Appendix E. Duty Cycle Plots

3DH5 on time (One Pulse) Plot on Channel 00



3DH5 on time (Count Pulses) Plot on Channel 00



Note:

1. Worst case Duty cycle = on time/100 milliseconds = $2 * 2.87 / 100 = 5.74 \%$
2. Worst case Duty cycle correction factor = $20 * \log(\text{Duty cycle}) = -24.82 \text{ dB}$
3. 3DH5 has the highest duty cycle worst case and is reported.