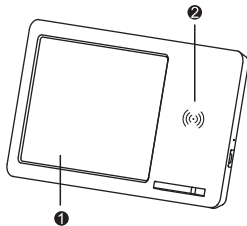


# Phone Frame with Wireless Charging

## Instruction Manual

7141-84



### Features:

1. Phone Frame
2. Wireless Charging

### What's included:

- 1 x Phone Frame with Wireless Charging
- 1 x Charging Cable
- 1 x Instruction Manual

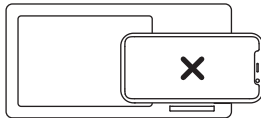
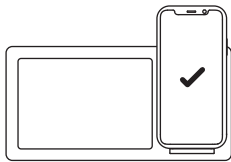
### Tech Specifications

- Input power: 5V/1.5A
- Wireless Charging Output: 5V/1A

### INSTRUCTIONS:

#### 1. Wireless Charging Function:

- Once connected the LED indicator will flash WHITE once indicating the device is in standby mode and is ready to begin charging.
- As a modern 4x6" picture frame
- Place the wireless charging supported
- \* *Note: When wireless charging, if the LED indicator is flashing the device is either NOT a wireless charging device or there is an object between the device and charging surface interfering with the charging process.*



### SAFETY PRECAUTIONS:

• WARNING-When using this product, basic precautions should always be followed:

1. Read all the instructions before use.
2. Never store or use this product in temperatures below 32°F (0°C) or above 115°F (45°C).
3. Do not overcharge your phone. The unit may become hot under excessive use. Remove your phone once it is fully charged. Never charge your phone for more than 7 hours at a time.
4. To reduce the risk of injury, close supervision is required when the product is used near children.
5. Do not expose the device to moisture.
6. Do not use the device in excess of its output rating. Overload outputs above the rating may result in a risk of fire or injury.
7. Do not use the device if damaged or modified.
8. Damaged or modified batteries may exhibit unpredictable behaviour resulting in fire, explosion or risk of injury.
9. Do not disassemble the device. For repairs, seek a qualified service professional. Incorrect reassembly may result in a risk of fire or injury.
10. Do not expose the device to fire or excessive temperatures. Exposure to fire or temperatures above 104°F (40°C) may result in explosion.
11. To ensure product safety, ensure that qualified service professionals use only identical replacement parts.
12. Attachments on the back of your phone can impede the effectiveness of the wireless charger, and lead to overheating. You must remove attachments from the phone before charging on this device.

### FCC STATEMENT:

This device complies with Part 15 of the FCC Rules. Operation is subject to the following two conditions:

- (1) This device may not cause harmful interference, and
- (2) This device must accept any interference received, including interference that may cause undesired operation.

#### \* Warning:

Changes or modifications not expressly approved by the party responsible for compliance could void the user's authority to operate the equipment.



MADE IN CHINA

## FCC WARNING

This device complies with part 15 of the FCC Rules. Operation is subject to the following two conditions: (1) this device may not cause harmful interference, and (2) this device must accept any interference received, including interference that may cause undesired operation.

Any changes or modifications not expressly approved by the party responsible for compliance could void the user's authority to operate the equipment.

NOTE: This equipment has been tested and found to comply with the limits for a Class B digital device, pursuant to Part 15 of the FCC Rules. These limits are designed to provide reasonable protection against harmful interference in a residential installation. This equipment generates, uses and can radiate radio frequency energy and, if not installed and used in accordance with the instructions, may cause harmful interference to radio communications.

However, there is no guarantee that interference will not occur in a particular installation.

If this equipment does cause harmful interference to radio or television reception, which can be determined by turning the equipment off and on, the user is encouraged to try to correct the interference by one or more of the following measures:

- Reorient or relocate the receiving antenna.
- Increase the separation between the equipment and receiver.
- Connect the equipment into an outlet on a circuit different from that to which the receiver is connected.
- Consult the dealer or an experienced radio/TV technician for help.

RF warning for WPT device:

The equipment complies with FCC radiation exposure limits set forth for an uncontrolled environment. During the operation of device a distance of 15cm surrounding the device and 20 cm above the top surface of the device must be respected.