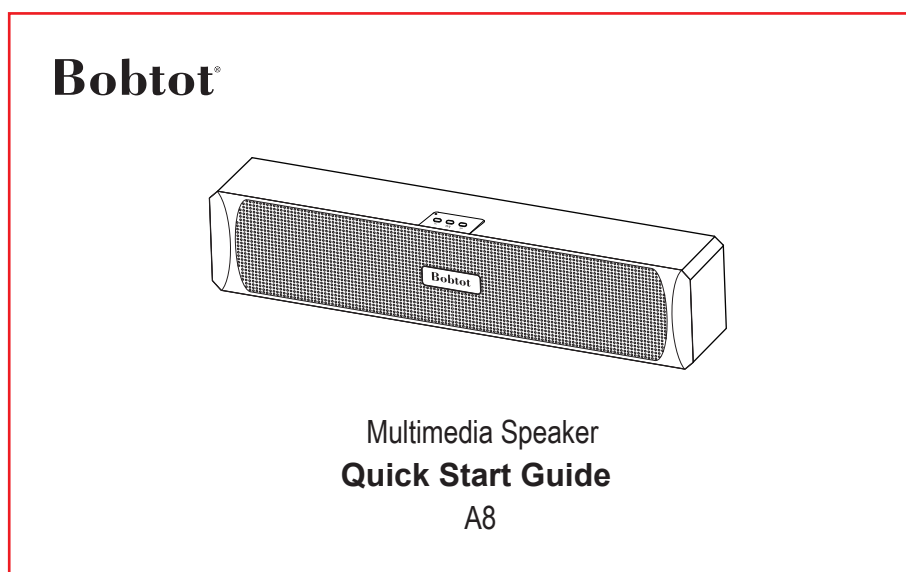


正

1

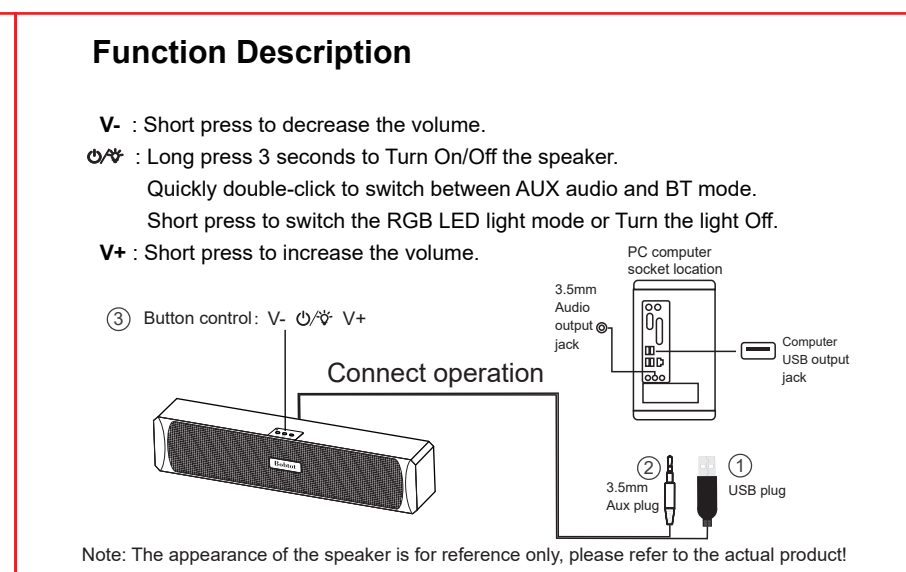


2

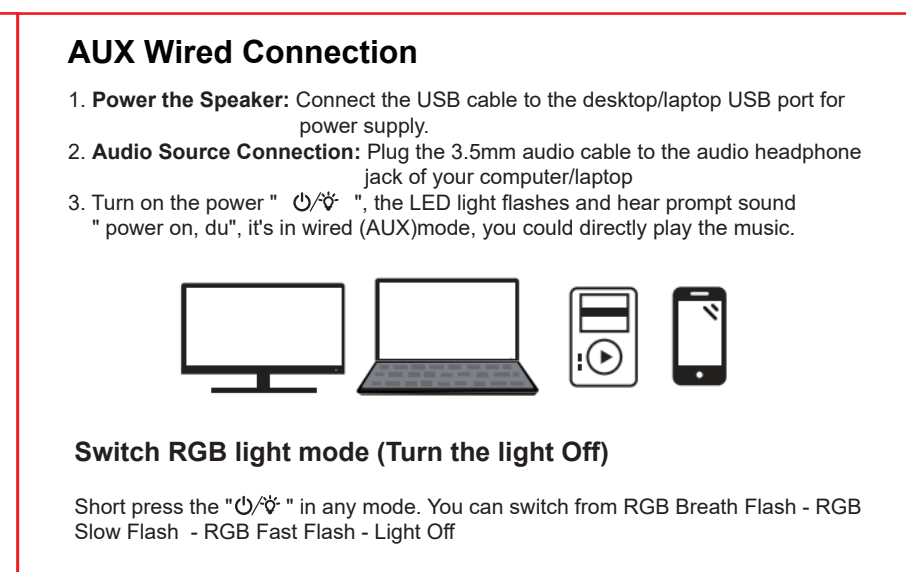
**Specifications**

Device model	A8
Two connection options	AUX cable & wireless BT
Power supply	USB plug(not built-in battery)
Output power	RMS 3W*2 (THD=10%)
Frequency reponse	20Hz-20KHz
Signal to noise ratio	≥80dB
Impedance	4Ω
Distortion	≤ 0.5%

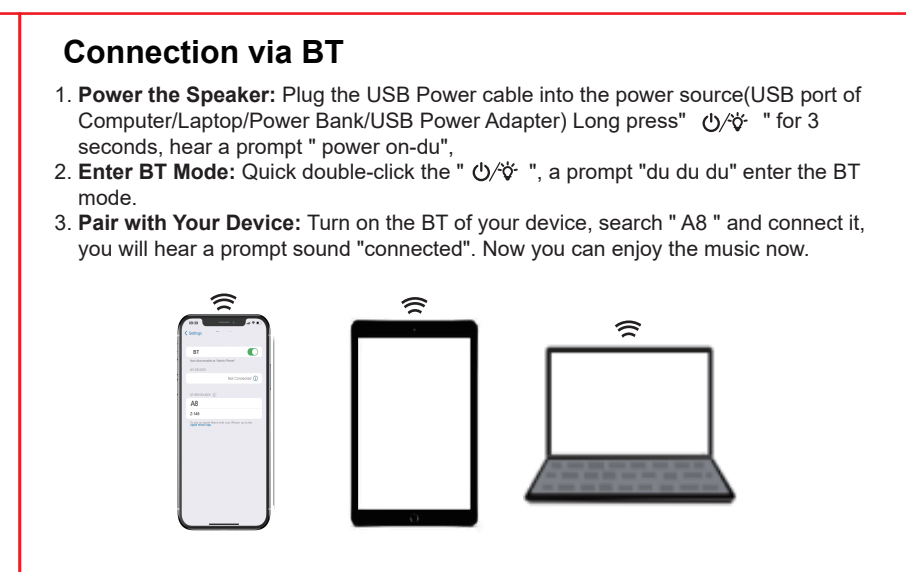
3



4




5



反

5



4

**Troubleshooting of Sound**

If there is no sound response after plugged it into the computer USB and 3.5mm port, please make sure:

- The USB interface and 3.5mm AUX slot to your computer can work normally or not?
- The audio drive of your computer sound is up to date or not?
- Click the "Speaker" icon in the taskbar, and make sure that " Speaker [Realtek (R) Audio]" is selected as your computer playback device.

**Troubleshooting of BT Connection**

- Make sure the BT of the speaker is not connected by other devices(Quickly Triple-click the " 静音 " can manually disconnect the BT that is connected by others).
- Delete "A8" memorized on your device, then search for "A8" and connect again.

3

**FCC Requirement**

Any changes or modifications not expressly approved by the party responsible for compliance could void the user's authority to operate the equipment.

This device complies with Part 15 of the FCC Rules. Operation is subject to the following two conditions:  
 (1) this device may not cause harmful interference, and (2) this device must accept any interference received, including interference that may cause undesired operation

Note: This equipment has been tested and found to comply with the limits for a Class B digital device, pursuant to Part 15 of the FCC Rules. These limits are designed to provide reasonable protection against harmful interference in a residential installation. This equipment generates, uses, and can radiate radio frequency energy, and if not installed and used in accordance with the instructions, may cause harmful interference to radio communications. However, there is no guarantee that interference will not occur in a particular installation. If this equipment does cause harmful interference to radio or television reception, which can be determined by turning the equipment off and on, the user is encouraged to try to correct the interference by one or more of the following measures:

2

- Reorient or relocate the receiving antenna.
- Increase the separation between the equipment and receiver.
- Connect the equipment into an outlet on a circuit different from that to which the receiver is connected.
- Consult the dealer or an experienced radio/TV technician for help.

This equipment complies with FCC radiation exposure limits set forth for an uncontrolled environment. This transmitter must not be co-located or operating in conjunction with any other antenna or transmitter.

**Need help?**

**Customer Care Guide**  
 At our company, we strive to provide exceptional customer care to every one of our clients. We believe that building strong relationships with our customers is essential to the success of our business. To help us achieve this goal, we have put together the following customer care guide.

1

**Time**  
 We understand that our customers' time is valuable, so we will respond to any inquiries within 24 hours.

**Feedback**  
 We know that our customers are the heart of our business so we value your feedback. We encourage you to share your thoughts and ideas with us.

**Solutions**  
 If our customers encounter any issues, we will try our best to find a quick and efficient solution that meets your needs.

Here at Bobtot, we take customer care very seriously. Our customers are our first priority, and we are committed to providing the highest quality service. If you have any questions or concerns, please don't hesitate to reach out to us.

We will be happy to assist you:  
 Call or Message: +1 888 572 1718  
 Email: service@bobtot.net

bobtot.net

2023 BOBTOT//Features and specifications are subject to change and or improvement without notice.

技术要求:

- 成品尺寸120\*75mm
- 128g铜版纸
- 风琴折
- 单黑色双面印刷
- 注意排版

深圳市恩科电子有限公司						SHENZHEN CITY ENKOR ELECTRONICS LTD						
设计绘图	测试员	品质经理	业务经理	产品经理	研发经理	客户品牌	内部型号	零件名称	材料	单位	版本	
										MM		
料号					部门		研发部	PMC	采购部	品管部	木箱部	生产部
BZ0-ET10SMSB03							✓		✓	✓		✓