

MEMASA

EYE MASSAGER

Model: MD-301

User Manual

* Please read the manual carefully before you use the product, and keep the manual well after using.

Contents

Attention	01
Accessories	03
Product Structure	03
Preparation Before Use -- charging	04
Using Instructions	05
Massager Programs	08
Products Features	09
Transport And Storage	10
Faq And Troubleshooting	10
Cleaning And Maintenance	11
Guarantee	11
Wireless Bt Connectivity	11
What's In The Box	11
Technical Specs	12

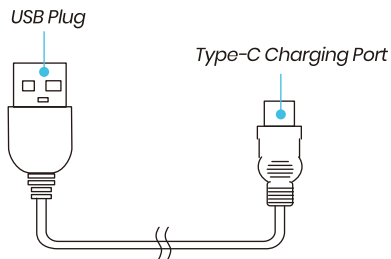
Attention

Please read and comprehend all the contents of this manual and operate the product according to the instructions.

- **DO NOT** use this product if have eye diseases like Glaucoma, Cataract, and Retinal detachment. If eye ever carried out surgery, it is prohibited to use this product.
- **DO NOT** clean the product with water, clean it with cotton soaked in alcohol.
- **DO NOT** disassemble the product.
- This product has a hot surface, people sensitive to heat should take extra care when using this.
- This product is not intended to be used by people who are physically weak, slow in response, or mentally disabled, unless it is used safely under the guidance or help of the person responsible for their safety. Unattended young children and disabled persons are prohibited from using this appliance, and children are prohibited from playing with this appliance.
- This product is intended for personal care use, it is not intended to replace medical care and medical devices.
- **DO NOT** disassemble the product.
- **DO NOT** impact or squeeze its interior lithium battery or expose it to fire.
- **DO NOT** use when severe swelling occurs.
- **DO NOT** use if the battery has been immersed in water.

-
- Lithium battery set inside the product. **DO NOT** place in high temperature environment.
 - Consult your doctor if you have sensitive skin, allergic dermatitis, or orthopedic bio materials on face.
 - Remove contact lenses, hairpin and hair accessories before using.
 - Start the eye massager after putting it on, in order to avoid damage to the air bag due to over pressure.
 - **DO NOT** use in high temperatures or humid environments. Avoid direct exposure to the sun and gas corrosion.
 - This product will block the view. **DO NOT** use when walking or driving.
 - Only use the charger (5V/1A) to recharge the eye massager.
 - You must have your eyes closed while massaging.
 - After massaging, the eyes are relatively blurred, and slowly become clear after closing the eyes for 1 minute.
 - **DO NOT** use sharp objects to scratch this product

Accessories



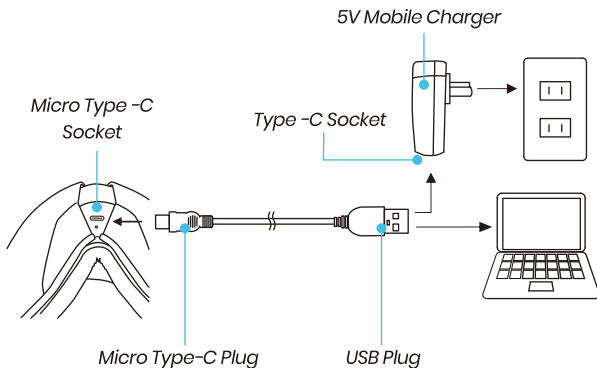
Product Structure

Wireless BT Main Engine



Preparation Before Use -- Charging

- Before using, use 5V mobile charger for charging eye massager.
- Insert USB plug into the socket of the mobile charger.
- USB C into the socket of the device, make sure the USB C is inserted in the right direction.
- The product startup indicator light green steady on.
- The red light flashing when charging, When full charge, the green light steady on.
- The device will not work while charging is in progress.
- The charge duration will be 2-3 hours. Disconnect the power adapter after charging is complete.



Using Instructions



Wearing the Device

Align the cloth cover to your eyes, put on the device, adjust the elastic band, adjust the device to the most comfortable position.

Hold the power button for 3-5 seconds to turn on the eye massager.

Operation Instruction



 Press and hold to turn on/off the device. Soft mode (Air Pressure plus Heat) will be activated by default. “  ”The indicator light will be green. Press again to cycle through the following modes:

Soft mode: Air Pressure + Heat +Music --green light

Wake up mode: Air Pressure + Heat + Vibration+Music --blue light

Relax mode: Air Pressure + Music --wathet light


Sleep mode: Heat + Music --pink light


Comfort mode: Vibration + Music --orange light

 Press to cycle through Low

Heat (Default)/High Heat/No Temperature.

 Press and hold to cycle through Soft Pressure (Default)/Strong Pressure/No Pressure.

 Press the button to adjust the music volume level among Level 3(Default)/Level 4 / Level 5 / Level 6(Maximum Volume)/ Level 1/ Level 2.

 Press and hold the button to choose between Voice and Silent mode.

In silent mode, voice broadcast and music will be disabled.

 **ATTENTION:**

Remove any glasses, contact lenses, hairpins and hair accessories before use to avoid discomfort. Do not operate the device with wet hands. Do not drop or step on the product.

 **NOTE:**

Over time, repeated exposure to loud noise and music can cause hearing loss.

Wireless BT Music

BT pairing name: Eye Massager.

Wireless BT is ON by default.

Massager will play built in music after start up.

It will switch to Wireless BT device to play the BT music after mobile phone connection to the BT.

It will automatically restore the built in music play after Wireless BT disconnection.

Massager Programs

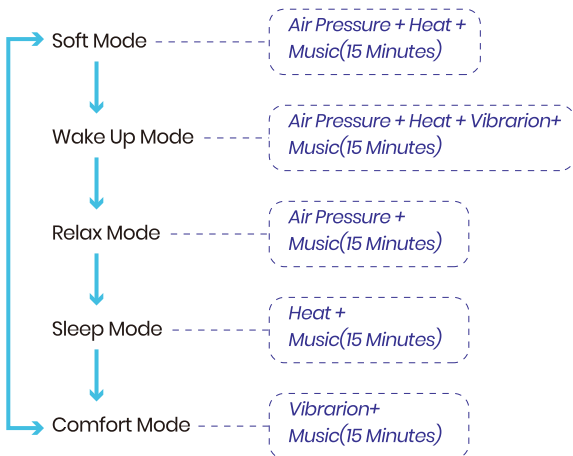
Default Setting:

Soft mode: Air pressure + Heat+ Music(15 minutes)

Press **POWER** button to circularly changing massager mode:

Everytime short press/touch POWER button, Audio voice will confirm mode change.

(Music will stop during this operation, it will auto restore music after 2 seconds)



Products Features



Hot
Compress



Automatic
Timing



Air
Pressure



Intelligent Voice
Reminder



180°
Foldable



BT

- Compact & Portable Facial Massage Therapy System.
- Selectable Preset Eye Massage Modes.
- Assists in the Relief of Eye Strain, Dry Eyes, Puffiness, Sinus Pressure, Headaches, Stress Relief and Helps to Sleep.
- 5 Massage Modes
- Acupressure: Simulated Pressure Pulsing.
- Heating Mode: Hot Compress for Improved Blood Circulation, Helps Alleviate Dark Circles.
- Pneumatic Mode: Double Airbag, Simulates Pressure of Soft Hand Massages.
- Music: Wireless Eye Massager with Soothing Sounds.
- With Wireless BT Speaker to Play your Own Soothing Sounds.
- Sleek, Next-Gen Fashionable Goggle Visor Style.
- Simple One-Button Activation.
- Built-in Rechargeable Battery.
- Ultra-Quiet Operation.
- With TYPE-C Cable.
- Comfortable Visor & Adjustable Headband Wrap Design.
- Universal Size for All Ages: Adjustable Elastic Band.
- Perfect for Use After TV & Computer Screen Viewing, Before Bed time.

Transport And Storage

Temperature requirement: -40 ~50°C (-104°F-122°F)

Relative humidity: ≥80%, No corrosive gas, good ventilation.

This product is equipped with simple anti-vibration facilities, suitable for air, railway, highway and ship transportation. Rain, snow, upsidedown and collision should be avoided.

When the storage period is more than three months, you should open the box for inspection, and do the power-on processing for half an hour.

FAQ And Troubleshooting

Problem	Possible Cause	Actions
<i>There is a sound mechanical or air sound coming from device</i>	<i>Normal sound of air pump inflating, motor working, or air pressure</i>	<i>No need to do anything</i>
<i>Device turns off automatically. Device does not turn on. Buttons are not responsive. Air pressure is weak.</i>	<i>Battery is low</i>	<ul style="list-style-type: none"><i>- Charge the device</i><i>- If there are other problems, please cut off the power supply for the abnormality. after being treated as above and then contact with the distributor or our company.</i><i>- Do not disassemble the product for maintenance by yourself. Our company shall not be liable for product damages or personal injuries therefore.</i>

Cleaning And Maintenance

ATTENTION:

Turn off the power when cleaning, do not use corrosive detergents such as benzene or diluents to clean the product. If long time no use the device, please use your own anti-dust cloth to protect the device.

Guarantee

This product comes with one-year warranty from the date of purchase.

Warranty will be voided due to any of the following:

- Damaged due to the improper usage or storage.
- Damaged by attempting to repair or disassemble the device.
- Period of warranty exceeded.

Wireless Bt Connectivity:

- Built-in BT for Wireless Streaming.
- Works with Smartphone Only.
- Wireless BT Network Name: Eye Massager.
- Wireless BT Wireless Range: 98'+Ft.
- Wireless BT Version: 5.0

What's In The Box:

- Digital Eye Massager.
- Type-C Charging Cable.
- Flannelette Bag.

Technical Specs

- Construction Material: Engineered ABS, Environmental protection protein PU leather.
- Recommended Massage Session Duration: 15 Minutes.
- Eye Massage Pressure Strength: 65 kPa.
- Rechargeable Battery: 3.7V Lithium, 1500 mAh.
- Power Supply: 5V DC, 1A (USB Powered).
- Type-C Charging Cable Length: 3.28 ft.
- Product Dimensions (LxWxH): 8.27"x 4.92"x 3.46".

Customer Service



Lifetime unlimited
warranty



365 Days Money-Back
Guarantee



No Reason Return
for Replacement



Lifetime Customer
Support

FCC Warning Statement: Changes or modifications to this unit not expressly approved by the party responsible for compliance could void the user's authority to operate the equipment. This equipment has been tested and found to comply with the limits for a Class B digital device, pursuant to Part 15 of the FCC Rules. These limits are designed to provide reasonable protection against harmful interference in a residential installation. This equipment generates, uses and can radiate radio frequency energy and, if not installed and used in accordance with the instructions, may cause harmful interference to radio communications.

However, there is no guarantee that interference will not occur in a particular installation. If this equipment does cause harmful interference to radio or television reception, which can be determined by turning the equipment off and on, the user is encouraged to try to correct the interference by one or more of the following measures:

- **Reorient or relocate the receiving antenna.**
- **Increase the separation between the equipment and receiver.**
- **Connect the equipment into an outlet on a circuit different from that to which the receiver is connected.**
- **Consult the dealer or an experienced radio/TV technician for help.**

This device complies with Part 15 of the FCC Rules. Operation is subject to the following two conditions: (1) this device may not cause harmful interference, and (2) this device must accept any interference received, including interference that may cause undesired operation.

FCC Radiation Exposure Statement

The device has been evaluated to meet general RF exposure requirement. The device can be used in portable exposure condition without restriction.