


INKBIRD ITH-13-B

Smart Thermo-Hygrometer



INKBIRD" Small TV "——

Smart Bluetooth professional temperature and humidity logger

Please keep this manual properly for reference. You can also scan the QR code below to visit our official website for product usage videos. For any usage issues, please feel free to contact us at support@inkbird.com.



1. Overview

Congratulations on taking this important step towards a healthier life.




This temperature and humidity detector looks like a "small TV" and is equipped with Swiss Sensirion sensors to accurately monitor temperature and humidity, ensuring an ideal storage environment for valuable items (such as art, wine). Lightweight body suitable for all kinds of confined Spaces, 8 months of long-term endurance, record 300 days of data, 2.3 inch screen display real-time and historical temperature and humidity changes. Bluetooth linkage INKBIRD APP, according to the item personalized Settings, view long-term data, but also can bind the gateway to achieve remote monitoring, real-time alarm, to provide you with a detailed protection scheme." "Small TV" for your treasures escort, fully show the charm of smart storage.

2. Preparation Before Using

Please open the back cover to remove the insulation strip and make sure the batteries are inserted correctly, as indicated by the "+" and "-" signs. Then replace the back cover.

3. Product Introduction



① Bluetooth and battery level--The Bluetooth icon  is lit when data is being transferred; the battery icon  indicates battery life and the icon  flashes when the battery is low.

② Real-time ambient temperature--press the button to switch between °C and °F.

③ Real-time relative humidity--Measures from 0%RH to 99%RH, with a display resolution of 1% (non-condensing state).

④ Comfort level indicator--The temperature comfort level is set to 20°C to 26°C by default, and the humidity comfort level is set to 30% to 60% by default.

*NOTE: This comfort level is recommended by the EPA and can be changed if required via the APP settings page.

⑤ Temperature max/min value: cycle to show the minimum and maximum temperature;

⑥ 24H: indicates the MAX and MIN values displayed on the screen, which are the maximum and minimum values within nearly 24 hours;

ALL: indicates the all time, that is, the MAX and MIN values displayed on the screen, which are the maximum and minimum values since the startup or the last reset record.

⑦ Humidity max/min value: cyclic display of the minimum and maximum humidity;

Product Name: Smart Thermo-Hygrometer

Brand Model: INKBIRD ITH-13-B

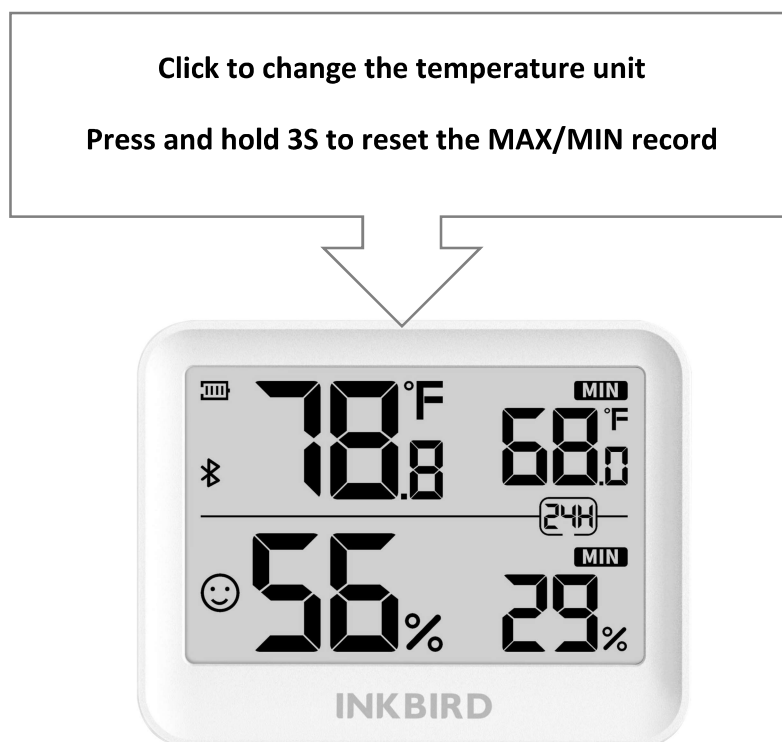
Power: 2*AAA/3.0V (batteries included)

Battery life: 8 months

Bluetooth-enabled distance: 70m/230ft (No obstacles)

Temperature measurement range	-20°C—60°C (-4°F—140°F)
Temperature measurement accuracy	±0.2°C (±0.36°F)
Temperature display accuracy	0.1°C (0.1°F)
Humidity measurement range	0-99%
Humidity measurement accuracy	±2% (non-condensing)
Humidity display accuracy	1%

5. Button Description



6. APP Installation & Connection

Search the INKBIRD App from Google Play or App Store to get it for free, or you can scan the QR code below to download it directly.



NOTE:

1. Your iOS devices must be running iOS 12.0 or later to download the app smoothly.
2. Your android devices must be running android 7.1 or later to download the app smoothly.
3. The device supports a 2.4GHz Wi-Fi router only.
4. APP Location Permission Requirement: We need to obtain your location information to discover and add nearby devices. INKBIRD promises to keep your location information strictly confidential. And your location information will only be used for the location function of the App and will not be collected, used, or disclosed to any third party. Your privacy is very important to us. We will abide by relevant laws and regulations and take reasonable security measures to protect your information security

1. Registration

Step1: Registering an account is necessary before using the INKBIRD app for the first time.

Step2: Open the app, select your Country/Region, and a verification code will be sent to you.

Step3: Enter the verification code to confirm your identity, and the registration is complete.

2. How to Connect

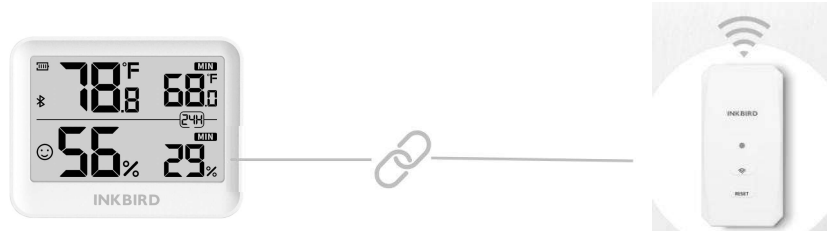
Open the INKBIRD app and Click “+” on the top right corner to add a device. Then, follow the app instructions to complete the Bluetooth connection. Make sure the device is placed as close as possible to the smartphone and router while connecting.

7. APP Function

The INKBIRD app allows you to view temperature, humidity, VPD and dew point data on your smartphone, use the interactive historical data graph, export data, calibrate temperature and humidity, set comfort levels, set alarms, view alarm records, connect the gateway, upgrade firmware and more.

8. Connect the Gateway

For more intelligent remote monitoring and alarm notifications, the unit can be connected to a WiFi gateway (IBS-M2S BLE). When you get a IBS-M2S BLE WiFi gateway, you can select 'Connect the gateway' from the 'Set' page of the app and follow the instructions to complete the gateway connection.



9. Precautions

- Please do not disassemble the product if you are not a professional.
- Be sure that the sensor is not covered with dust as dust may lead to inaccurate measurements.
- Do not use alcohol to clean the sensor.
- This product is not waterproof. Do not immerse its air outlet into water.
- This product measures temperatures from -20°C to 60°C (-4°F to 140°F) but is not suitable for use in harsh environments below $0^{\circ}\text{C}/28.9^{\circ}\text{F}$ or above $60^{\circ}\text{C}/15.6^{\circ}\text{F}$.
- This product measures humidity from 0%RH to 99%RH. Please keep it away from high-humidity environments.

10. Troubleshooting

Fault Phenomenon	Possible Reason	Solution
Screen shows low battery icon or no display	The batteries are exhausted.	Replace the batteries.
No screen display	The batteries were installed upside down.	Reinstall the batteries.
Screen shows “H”	The temperature is higher than 60°C/140°F.	Place the product in an environment within a normal temperature measurement range.
Screen shows “L”	The temperature is lower than -20°C/-4°F.	
Water waves appear on the screen	The screen has been squeezed by an external force, or caused by static electricity.	Leave the product unused for a period of time and it will automatically return to normal.
Incorrect temperature and humidity	The air outlet is blocked.	Remove the blockage.
	Water has seeped into the air outlet of the unit.	Leave the product in a dry, well-ventilated place or wipe it dry with a piece of kitchen paper.

11. FCC Requirement

Changes or modifications not expressly approved by the party responsible for compliance could void the user's authority to operate the equipment. This device complies with Part 15 of the FCC Rules. Operation is subject to the following two conditions:

- (1) this device may not cause harmful interference, and
- (2) this device must accept any interference received, including interference that may cause undesired operation.

Note: This equipment has been tested and found to comply with the limits for a Class B digital device, pursuant to Part 15 of the FCC Rules. These limits are designed to provide reasonable protection against harmful interference in a residential installation. This equipment generates, uses, and can radiate radio frequency energy, and if not installed and used in accordance with the instructions, may cause harmful interference to radio communications. However, there is no guarantee that interference will not occur in a particular installation. If this equipment does cause harmful interference to radio or television reception, which can be determined by turning the equipment off and on, the user is encouraged to try to correct the interference by one or more of the following measures:

- Reorient or relocate the receiving antenna.
- Increase the separation between the equipment and receiver.
- Connect the equipment into an outlet on a circuit different from that to which the receiver is connected.
- Consult the dealer or an experienced radio/TV technician for help.

This equipment complies with FCC radiation exposure limits set forth for an uncontrolled environment. This equipment should be installed and operated with a minimum distance of 20cm between the radiator & your body. This transmitter must not be co-located or operating in conjunction with any other antenna or transmitter.

12. IC Warning

This device contains licence-exempt transmitter(s)/receiver(s) that comply with Innovation, Science and Economic Development Canada's licence-exempt RSS(s).

Operation is subject to the following two conditions:

- (1) This device may not cause interference.**
- (2) This device must accept any interference, including interference that may cause undesired operation of the device.**

L'émetteur/récepteur exempt de licence contenu dans le présent appareil est conforme aux CNR d'Innovation, Sciences et Développement économique Canada applicables aux appareils radio exempts de licence. L'exploitation est autorisée aux deux conditions suivantes :

- 1) L'appareil ne doit pas produire de brouillage;**
- 2) L'appareil doit accepter tout brouillage radioélectrique subi, même si le brouillage est susceptible d'en compromettre le fonctionnement.**

The device meets the exemption from the routine evaluation limits in section 2.5 of RSS 102 and compliance with RSS-102 RF exposure, users can obtain Canadian information on RF exposure and compliance.

Le dispositif rencontre l'exemption des limites courantes d'évaluation dans la section 2.5 de RSS 102 et la conformité à l'exposition de RSS-102 rf, utilisateurs peut obtenir l'information canadienne sur l'exposition et la conformité de rf.

This transmitter must not be co-located or operating in conjunction with any other antenna or transmitter.

This equipment should be installed and operated with a minimum distance of 20 centimeters between the radiator and your body.

Cet émetteur ne doit pas être Co-placé ou ne fonctionnant en même temps qu'aucune autre antenne ou émetteur.

Cet équipement devrait être installé et actionné avec une distance minimum de 20 centimètres entre le radiateur et votre corps.

13. Customer Service

This item carries a 1-year warranty against defects in either components or workmanship. During this period, products that prove to be defective will, at the discretion of INKBIRD, be either repaired or replaced without charge. For any problems in use, please feel free to contact us at support@inkbird.com. We will do our best to help you.

INKBIRD TECH.C.L.

support@inkbird.com

Factory address: 6th Floor, Building 713, Pengji Liantang Industrial Area, NO.2 Pengxing Road, Luohu District, Shenzhen, China

Office address: Room 1803, Guowei Building, NO.68 Guowei Road, Xianhu Community, Liantang, Luohu District, Shenzhen, China



V1.0