


A 面

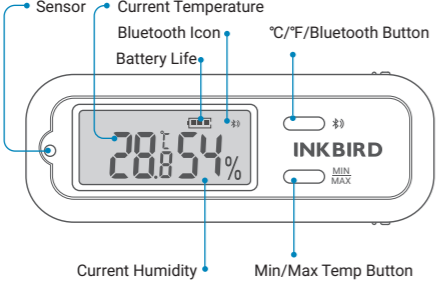
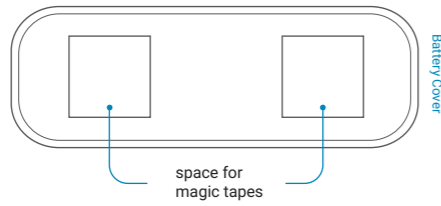
B 面



SMART HOME SMART LIFE

ITH-12S

Temperature & Humidity Smart Sensor







Technical Parameters

Battery	1* CR2032 Battery
Bluetooth Connection Range	30 meters (98ft)
Temperature Measurement Range	0°C~60°C/ 32°F~140°F
Temperature Accuracy	Typical: ±0.3°C /±0.50°F
	Max: ±0.5°C/±0.99°F
Humidity Range	0%RH-99%RH
Humidity Accuracy (25°C/77°F, 20%~80%RH)	Typical: ±3%RH
	Max: ±4.5%RH
RH Humidity Accuracy (25°C/77°F, 0%~100%RH)	Typical: ±4.5%RH
	Max: ±7.5%RH

APP CONTROL

1. Download the app

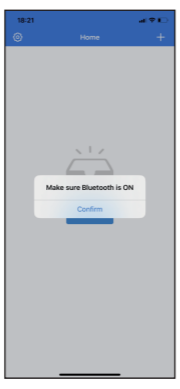
Android IOS

Search "Engbird" in App Store or Google Play to download it for free, or you can scan the QR code above to install it directly.

Note: Please make sure your phone supports Bluetooth.

Please make sure the Bluetooth on the device is on before connecting. If it's off, please press the °C/°F/Bluetooth Button to turn on Bluetooth.

2. Open the app, turn on Bluetooth.



Buttons&Operations

°C/°F/Bluetooth Button

Press the °C/°F/Bluetooth Button to turn on/off Bluetooth.

Hold the °C/°F/Bluetooth Button for 3 seconds to switch between °C and °F.

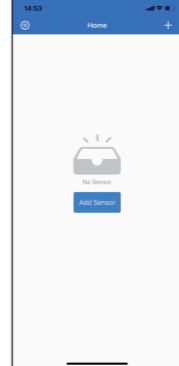
Note: In order to reduce power loss, we suggest turning off the Bluetooth in use.

Min/Max Button

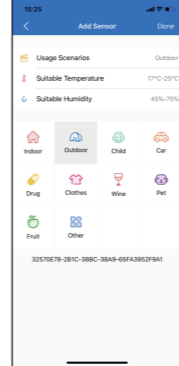
Press the Min/Max Button to alternatively display minimum/maximum values of temperature and humidity on the screen.

Hold the Min/Max Button for 3 seconds to clear all historic max/min values. The device will record new max/min values after clearing the historical records.

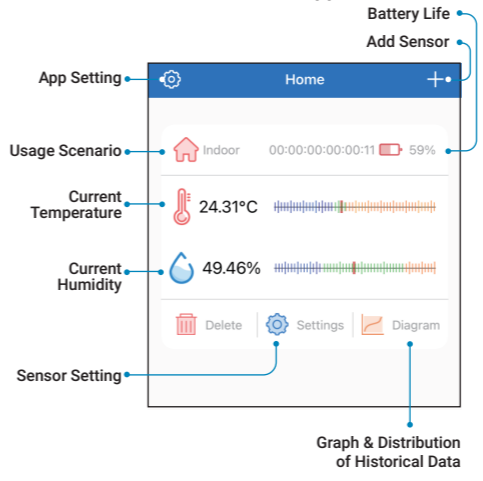
3. Put the device close to your phone and click "Add Sensor" or "+" to add devices.



4. Choose a usage scenario and click "Done" to complete the connection.



5. The main interface of the app



Note: A mobile phone can be connected to multiple sensors at the same time and a sensor can be connected to multiple phones as well.

Warning

1. Please do not disassemble the product if you are not a professional.
2. Be sure that the sensor is not covered with dust as dust may lead to inaccurate measurements.
3. Do not use alcohol to clean the sensor.


FCC Requirement

changes or modifications not expressly approved by the party responsible for compliance could void the user's authority to operate the equipment. This device complies with Part 15 of the FCC Rules. Operation is subject to the following two conditions: (1) this device may not cause harmful interference, and (2) this device must accept any interference received, including interference that may cause undesired operation.

Note: This equipment has been tested and found to comply with the limits for a Class B digital device, pursuant to Part 15 of the FCC Rules. These limits are designed to provide reasonable protection against harmful interference in a residential installation. This equipment generates, uses, and can radiate radio frequency energy, and if not installed and used in accordance with the instructions, may cause harmful interference to radio or television reception, which can be determined by turning the equipment off and on, the user is encouraged to try to correct the interference by one or more of the following measures:

- Reorient or relocate the receiving antenna.
- Increase the separation between the equipment and receiver.
- Connect the equipment into an outlet on a circuit different from that to which the receiver is connected.
- Consult the dealer or an experienced radio/TV technician for help.

This equipment complies with FCC radiation exposure limits set forth for an uncontrolled environment. This equipment should be installed and operated with a minimum distance of 20cm between the radiator & your body. This transmitter must not be co-located or operating in conjunction with any other antenna or transmitter.



INKBIRD TECH.C.L

Support@inkbird.com
www.inkbird.com
6th Floor, Building 713, Pengji Liantang Industrial Area, NO.2 Pengxing Rd, Luohu District, Shenzhen, China

EC REP C&E Connection E-Commerce (DE) GmbH
Zum Linnegraben 20, 65933, Frankfurt am Main, Germany

Bluetooth FC CE RoHS V 4.0

修改内容： 1. 添加版本号 2. 去掉电话号码 3. 内容修改 与删除

2021.12.23 修改内容： 1. 更新版本号 2. 更新地址

2022.02.16 修改内容： 1. 更新排版 添加FCC警告语内容 2. 更新版本号