



Test report No. : 4789961480-US-R1-V0
Page : 1 of 55
Issued date : 2021/11/30
FCC ID : 2AYYS-AW920H

RADIO TEST REPORT

Product : Wireless Headset
Model Name : AW920H
FCC ID : 2AYYS-AW920H
Test Regulation : FCC 47 CFR Part 15 Subpart C (Section 15.247)
Received Date : 2021/10/19
Test Date : 2021/10/25 ~ 2021/11/1
Issued Date : 2021/11/30

Applicant : Luxshare Precision Industry Co., Ltd.
Floor 2,Block A,Sanyo New Industrial Area, West Haoyi
Community,Shajing Subdistrict Office, Bao an District
Shenzhen, P. R. China

Issued By : Underwriters Laboratories Taiwan Co., Ltd.
Building B and Building E, No. 372-7, Sec. 4, Zhongxing Rd.,
Zhudong Township, Hsinchu County, Taiwan



The results reported herein have been performed in accordance with the laboratory's terms of accreditation. This report shall not be reproduced except in full without the written approval of the Laboratory. The results in this report are responsible of the test sample(s) provided by the client only and are not to be used to indicate applicability to other similar products.

Underwriters Laboratories Taiwan Co., Ltd.

Building B and Building E, No. 372-7, Sec. 4, Zhongxing Rd., Zhudong Township, Hsinchu County, Taiwan
Telephone :+886-2-7737-3000
Facsimile (FAX) :+886-3-583-7948

Doc No: 17-EM-F0876 / 6.0



Table of Contents

1. Attestation of Test Results	4
2. Summary of Test Results	5
3. Test Methodology and Reference Procedures.....	6
4. Facilities and Accreditation.....	6
5. Measurement Uncertainty	7
6. Equipment under Test	8
6.1. Description of EUT.....	8
6.2. Channel List.....	9
6.3. Test Condition.....	9
6.4. Description of Available Antennas.....	9
6.5. Test Mode Applicability and Tested Channel Detail.....	10
6.6. Duty cycle	11
7. Test Equipment.....	12
8. Description of Test Setup.....	14
9. Test Results.....	16
9.1. 6dB Bandwidth	16
9.2. Conducted Output Power.....	19
9.3. Power Spectral Density.....	21
9.4. Conducted Out of Band Emission.....	24
9.5. Radiated Spurious Emission	29
9.6. AC Power Line Conducted Emission	50

Underwriters Laboratories Taiwan Co., Ltd.

Building B and Building E, No. 372-7, Sec. 4, Zhongxing Rd., Zhudong Township, Hsinchu County, Taiwan

Telephone :+886-2-7737-3000

Facsimile (FAX) :+886-3-583-7948

Doc No: 17-EM-F0876 / 6.0



1. Attestation of Test Results

APPLICANT: Luxshare Precision Industry Co., Ltd.
 Floor 2,Block A,Sanyo New Industrial Area, West Haoyi
 Community,Shajing Subdistrict Office, Bao an District Shenzhen, P.
 R. China

MANUFACTURER: Luxshare Precision Industry Co., Ltd.
 Floor 2,Block A,Sanyo New Industrial Area, West Haoyi
 Community,Shajing Subdistrict Office, Bao an District Shenzhen, P.
 R. China

EUT DESCRIPTION: Wireless Headset

BRAND: ALIENWARE

MODEL: AW920H

SAMPLE STAGE: Engineering Verification Test sample

DATE of TESTED: 2021/10/25 ~ 2021/11/1

APPLICABLE STANDARDS	
STANDARD	Test Results
FCC 47 CFR PART 15 Subpart C (Section 15.247)	PASS

Underwriters Laboratories Taiwan Co., Ltd. tested the above equipment in accordance with the requirements set forth in the above standards. All indications of Pass/Fail in this report are opinions expressed by Underwriters Laboratories Taiwan Co., Ltd. based on interpretations and/or observations of test results. Measurement Uncertainties were not taken into account and are published for informational purposes only. The test results show that the equipment tested is capable of demonstrating compliance with the requirements as documented in this report.

Note: The results documented in this report apply only to the tested sample, under the conditions and modes of operation as described herein. This document may not be altered or revised in any way unless done so by Underwriters Laboratories Taiwan Co., Ltd. and all revisions are duly noted in the revisions section. Any alteration of this document not carried out by Underwriters Laboratories Taiwan Co., Ltd. will constitute fraud and shall nullify the document. This report must not be used by the client to claim product certification, approval, or endorsement by NVLAP, NIST, any agency of the Federal Government, or any agency of any government.

Prepared By:

Sally Lu Date : 2021/11/30
 Project Handler

Approved and Authorized By:

Waternil Guan Date : 2021/11/30
 Engineer

Underwriters Laboratories Taiwan Co., Ltd.

Building B and Building E, No. 372-7, Sec. 4, Zhongxing Rd., Zhudong Township, Hsinchu County, Taiwan
 Telephone :+886-2-7737-3000
 Facsimile (FAX) :+886-3-583-7948



2. Summary of Test Results

Summary of Test Results		
FCC Clause	Test Items	Result
15.247(a)(2)	6dB Bandwidth	PASS
15.247(b)	Conducted Output Power	PASS
15.247(e)	Power Spectral Density	PASS
15.247(d)	Antenna Port Emission	PASS
15.205 / 15.209 / 15.247(d)	Radiated Emissions and Band Edge Measurement	PASS
15.207	AC Power Conducted Emission	PASS
15.203	Antenna Requirement	PASS

Underwriters Laboratories Taiwan Co., Ltd.

Building B and Building E, No. 372-7, Sec. 4, Zhongxing Rd., Zhudong Township, Hsinchu County, Taiwan

Telephone :+886-2-7737-3000

Facsimile (FAX) :+886-3-583-7948

Doc No: 17-EM-F0876 / 6.0



3. Test Methodology and Reference Procedures

The tests documented in this report were performed in accordance with 47 CFR FCC Part 2, KDB558074 D01 Meas Guidance v05r02, KDB414788 D01 Radiated Test Site v01r01, ANSI C63.10-2013.

4. Facilities and Accreditation

Test Location	Underwriters Laboratories Taiwan Co., Ltd.
Address	Building B and Building E, No. 372-7, Sec. 4, Zhongxing Rd., Zhudong Township, Hsinchu County, Taiwan
Accreditation Certificate	Underwriters Laboratories Taiwan Co., Ltd. is accredited by TAF, Laboratory Code 3398.

Underwriters Laboratories Taiwan Co., Ltd.

Building B and Building E, No. 372-7, Sec. 4, Zhongxing Rd., Zhudong Township, Hsinchu County, Taiwan

Telephone :+886-2-7737-3000

Facsimile (FAX) :+886-3-583-7948

Doc No: 17-EM-F0876 / 6.0



5. Measurement Uncertainty

For statement of conformity, accuracy method (Section 8.2.4 and 8.2.5 of ISO Guide 98-4) was applied as decision rule for measurement in this test report.

The following uncertainties have been calculated to provide a confidence level of 95 % using a coverage factor $k=2$.

Measurement	Frequency	Uncertainty
Conducted disturbance at mains terminals ports	150kHz ~ 30MHz	± 3.1 dB
RF Conducted	9 kHz - 40GHz	± 1.9 dB
Radiated disturbance below 30MHz	9 kHz - 30 MHz	± 1.9 dB
Radiated disturbance below 1 GHz	30MHz ~ 1GHz	± 5.4 dB
Radiated disturbance above 1 GHz	1GHz ~ 40GHz	± 4.7 dB

Underwriters Laboratories Taiwan Co., Ltd.

Building B and Building E, No. 372-7, Sec. 4, Zhongxing Rd., Zhudong Township, Hsinchu County, Taiwan

Telephone :+886-2-7737-3000

Facsimile (FAX) :+886-3-583-7948

Doc No: 17-EM-F0876 / 6.0



6. Equipment under Test

6.1. Description of EUT

Product	Wireless Headset
Brand Name	ALIENWARE
Model Name	AW920H
Operating Frequency	2402MHz ~ 2480MHz
Modulation	GFSK
Transfer Rate	Up to 2 Mbps
Number of Channel	40
Maximum Output Power	9.84 dBm
Normal Voltage	5Vdc from host 3.7Vdc from battery
Sample ID	4323086

Note:

1. The EUT contains following accessory devices:

Product	Brand	Model	Description
Charging cable	N/A	N/A	Length: 2 m
Inline cable	N/A	N/A	Length: 1.5 m
boom mic	N/A	N/A	Length: 18 cm
USB-C Adapter	N/A	N/A	N/A

2. The EUT could be supplied with rechargeable battery as the following table:

Brand Name	Model	Description
Hangzhou Future Power	FT573439P	3.7 Vdc, 750 mAh

3. The EUT may have a lot of colors for marketing requirement.
4. The above EUT information is declared by manufacturer and for more detailed features description, please refer the manufacturer's or user's manual.

Underwriters Laboratories Taiwan Co., Ltd.

Building B and Building E, No. 372-7, Sec. 4, Zhongxing Rd., Zhudong Township, Hsinchu County, Taiwan
Telephone :+886-2-7737-3000
Facsimile (FAX) :+886-3-583-7948



6.2. Channel List

40 channels are provided to this EUT:

Channel	Frequency (MHz)	Channel	Frequency (MHz)	Channel	Frequency (MHz)	Channel	Frequency (MHz)
0	2402	10	2422	20	2442	30	2462
1	2404	11	2424	21	2444	31	2464
2	2406	12	2426	22	2446	32	2466
3	2408	13	2428	23	2448	33	2468
4	2410	14	2430	24	2450	34	2470
5	2412	15	2432	25	2452	35	2472
6	2414	16	2434	26	2454	36	2474
7	2416	17	2436	27	2456	37	2476
8	2418	18	2438	28	2458	38	2478
9	2420	19	2440	29	2460	39	2480

6.3. Test Condition

Test Item	Test Site No.	Environmental Condition	Input Power	Test Date	Tested by
Antenna Port Conducted Measurement	SR4	20~26°C/ 62~68%RH	5Vdc	2021/10/25~ 2021/11/01	Wayne Chen
Radiated Spurious Emission	966-2	20~26°C/ 62~68%RH	5Vdc	2021/10/25~ 2021/11/01	Wayne Chen
AC power Line Conducted Emission	SR1	20~26°C/ 62~68%RH	5Vdc	2021/10/25~ 2021/11/01	Wayne Chen

FCC Test Firm Registration Number: 498077

6.4. Description of Available Antennas

Ant. No.	Transmitter Circuit	Brand Name	Model Name	Ant. Type	Maximum Gain (dBi)
1	Chain (0)	Luxshare	Headset_PCB	PIFA	-0.2

Note: The above antenna information was provided from customer and for more detailed features description, please refer the manufacturer's specification or user's manual.

Underwriters Laboratories Taiwan Co., Ltd.

Building B and Building E, No. 372-7, Sec. 4, Zhongxing Rd., Zhudong Township, Hsinchu County, Taiwan

Telephone :+886-2-7737-3000

Facsimile (FAX) :+886-3-583-7948

Doc No: 17-EM-F0876 / 6.0



6.5. Test Mode Applicability and Tested Channel Detail

- The fundamental of the EUT was investigated in three orthogonal axes X-Y/Y-Z/X-Z, it was determined that X-Z plane was worst-case. Therefore, all final radiated testing was performed with the EUT in X-Z plane.
- For Antenna Port Conducted Measurement, this item includes all test value of each mode, but only includes spectrum plot of worst value of each mode.
- For below 30MHz testing, investigation was done on three antenna orientations (parallel, perpendicular, and ground-parallel), parallel and perpendicular are the worst orientations, therefore testing was performed on these two orientations only.
- For below 1 GHz radiated emission and AC power line conducted emission have performed all modes of operation were investigated and the worst-case emissions are reported.
- Pre-Scan has been conducted to determine the worst-case mode from all possible combinations between available modulations, data rates and antenna ports (if EUT with antenna diversity architecture).

Test Item	Modulation Type	Available Channel	Test Channel	Data Rate
Radiated Emissions	GFSK	0 to 39	0,19,39	1 Mbps
	GFSK			2 Mbps
Radiated Emissions (Below 1GHz)	GFSK	0 to 39	0	1 Mbps
	GFSK		0	2 Mbps
AC Power Line Conducted Emission	GFSK	0 to 39	0	1 Mbps
	GFSK		0	2 Mbps
Antenna Port Conducted Measurement	GFSK	0 to 39	0,19,39	1 Mbps
	GFSK			2 Mbps

Underwriters Laboratories Taiwan Co., Ltd.

Building B and Building E, No. 372-7, Sec. 4, Zhongxing Rd., Zhudong Township, Hsinchu County, Taiwan

Telephone :+886-2-7737-3000

Facsimile (FAX) :+886-3-583-7948

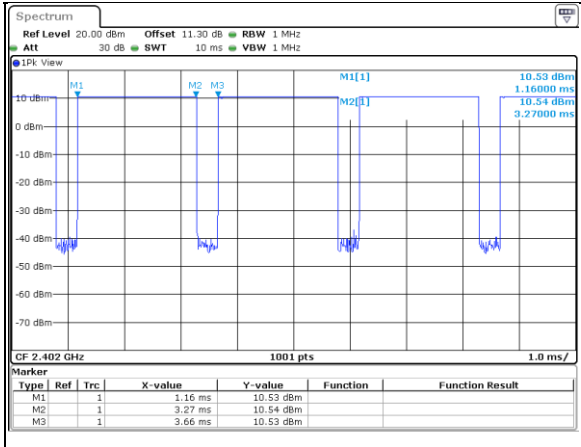
Doc No: 17-EM-F0876 / 6.0



6.6. Duty cycle

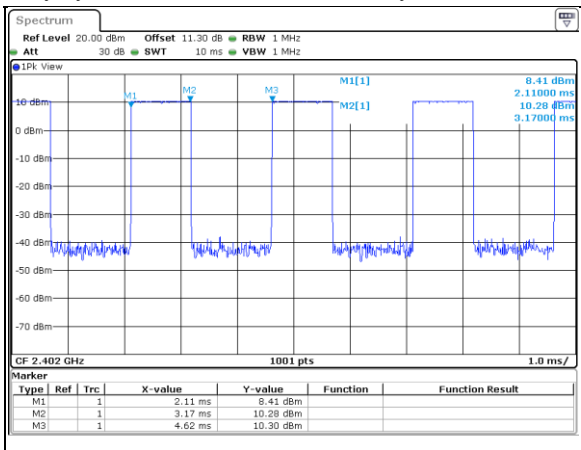
BT LE_1Mbps

Duty cycle = $2.11/2.5 = 84.4\%$, Duty factor(dB) = $10 * \log(1/0.844) = 0.74$



BT LE_2Mbps

Duty cycle = $1.06/2.51 = 42.2\%$, Duty factor(dB) = $10 * \log(1/0.422) = 3.75$



Underwriters Laboratories Taiwan Co., Ltd.

Building B and Building E, No. 372-7, Sec. 4, Zhongxing Rd., Zhudong Township, Hsinchu County, Taiwan

Telephone : +886-2-7737-3000

Facsimile (FAX) : +886-3-583-7948



7. Test Equipment

Test Equipment List					
Equipment	Manufacturer	Model No.	Serial No.	Cal. Date	Expired date
Radiated Spurious Emission					
Spectrum Analyzer	Keysight	N9010A	MY56070827	2020/11/11	2021/11/10
EMI Test Receiver	Rohde & Schwarz	ESR7	101754	2020/12/11	2021/12/10
Loop Antenna	ETS lindgren	6502	00213440	2020/12/25	2021/12/24
Trilog-Broadband Antenna with 5dB Attenuator	Schwarzbeck & EMCI	VULB 9168 & N-6-05	774 & AT-N0538	2021/1/13	2022/1/12
Horn Antenna (1-18 GHz)	Schwarzbeck	BBHA 9120 D	01690	2020/12/30	2021/12/29
Horn Antenna (18-40 GHz)	Schwarzbeck	BBHA 9170	781	2020/12/30	2021/12/29
Preamplifier (30-1000 MHz)	EMCI	EMC330E	980405	2021/6/8	2022/6/7
Preamplifier (1-18 GHz)	EMCI	EMC051835BE	980406	2021/2/3	2022/2/2
Preamplifier (18-40GHz)	EMCI	EMC184040SEE	980426	2021/5/19	2022/5/18
Cables	Hanyitek	K1K50-UP0264-K1K50-2500	170214-4 & 170425-2	2021/1/22	2022/1/21
Cables	Hanyitek	K1K50-UP0264-K1K50-2500	170214-1 & 170214-2	2021/1/22	2022/1/21

Underwriters Laboratories Taiwan Co., Ltd.

Building B and Building E, No. 372-7, Sec. 4, Zhongxing Rd., Zhudong Township, Hsinchu County, Taiwan

Telephone :+886-2-7737-3000

Facsimile (FAX) :+886-3-583-7948

Doc No: 17-EM-F0876 / 6.0



Test report No. : 4789961480-US-R1-V0
Page : 13 of 55
Issued date : 2021/11/30
FCC ID : 2AYYS-AW920H

Test Equipment List					
Equipment	Manufacturer	Model No.	Serial No.	Cal. Date	Expired date
Antenna Port Conducted Measurement					
Spectrum Analyzer	Rohde & Schwarz	FSV40	101490	2021/9/7	2022/9/6
Pulse Power Sensor	Anritsu	MA2411B	1531202	2020/12/21	2021/12/20
Power Meter	Anritsu	ML2495A	1645002	2020/12/21	2021/12/20
AC power Line Conducted Emission					
EMI Test Receiver	Rohde & Schwarz	ESR7	101753	2020/11/17	2021/11/16
Two-Line V-Network	Rohde & Schwarz	ENV216	102136	2021/8/30	2022/8/29
Impuls-Begrenzer Pulse Limiter	Rohde & Schwarz	ESH3-Z2	102219-Qt	2021/8/26	2022/8/25
Cables	TITAN	CFD200	T0732ACFD20 020A300-1	2021/3/2	2022/3/1

UL Software		
Description	Name	Version
Radiated measurement	e3	6.191211 (V6)
Conducted measurement	RF Conducted Test Tools	ver 2.4.0.620b
AC power Line Conducted Emission	EZ_EMCC	UL-3A1.2

Underwriters Laboratories Taiwan Co., Ltd.

Building B and Building E, No. 372-7, Sec. 4, Zhongxing Rd., Zhudong Township, Hsinchu County, Taiwan

Telephone :+886-2-7737-3000

Facsimile (FAX) :+886-3-583-7948

Doc No: 17-EM-F0876 / 6.0



8. Description of Test Setup

Support Equipment

ID	Equipment	Brand Name	Model Name	S/N	Remark
A	Laptop	DELL	Latitude E5470	CXSKWF2	Provide by Lab
B	Boom mic	N/A	N/A	N/A	Provide by Client

I/O Cables

ID	Equipment	Brand Name	Model Name	Length (m)	Remark
1	USB-C Cable	N/A	N/A	2	Provide by Client

Test Setup

Controlled using a bespoke application (Airoha Tool Kit V2.6.2) on a test Notebook. The application was used to enable a continuous transmission mode and to select the test channels, data rates, modulation schemes and power setting as required.

Underwriters Laboratories Taiwan Co., Ltd.

Building B and Building E, No. 372-7, Sec. 4, Zhongxing Rd., Zhudong Township, Hsinchu County, Taiwan

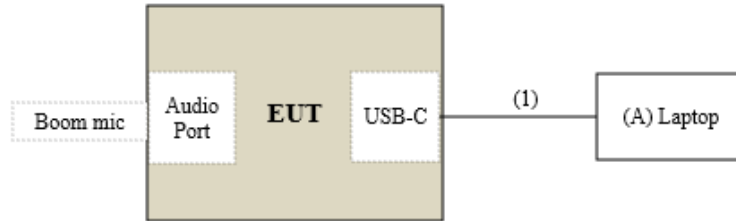
Telephone :+886-2-7737-3000

Facsimile (FAX) :+886-3-583-7948

Doc No: 17-EM-F0876 / 6.0



Setup Diagram for Test



Under Table

Remote Site

Underwriters Laboratories Taiwan Co., Ltd.

Building B and Building E, No. 372-7, Sec. 4, Zhongxing Rd., Zhudong Township, Hsinchu County, Taiwan

Telephone :+886-2-7737-3000

Facsimile (FAX) :+886-3-583-7948

Doc No: 17-EM-F0876 / 6.0



9. Test Results

9.1. 6dB Bandwidth

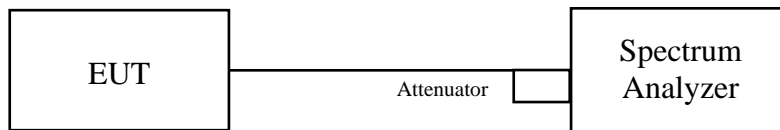
Requirements

The minimum 6 dB bandwidth shall be at least 500 kHz.

Test procedure

- Set resolution bandwidth (RBW) = 100kHz
- Set the video bandwidth (VBW) $\geq 3 \times$ RBW, Detector = Peak.
- Trace mode = max hold.
- Sweep = auto couple.
- Measure the maximum width of the emission that is constrained by the frequencies associated with the two amplitude points (upper and lower) that are attenuated by 6 dB relative to the maximum level measured in the fundamental emission.

Test Setup



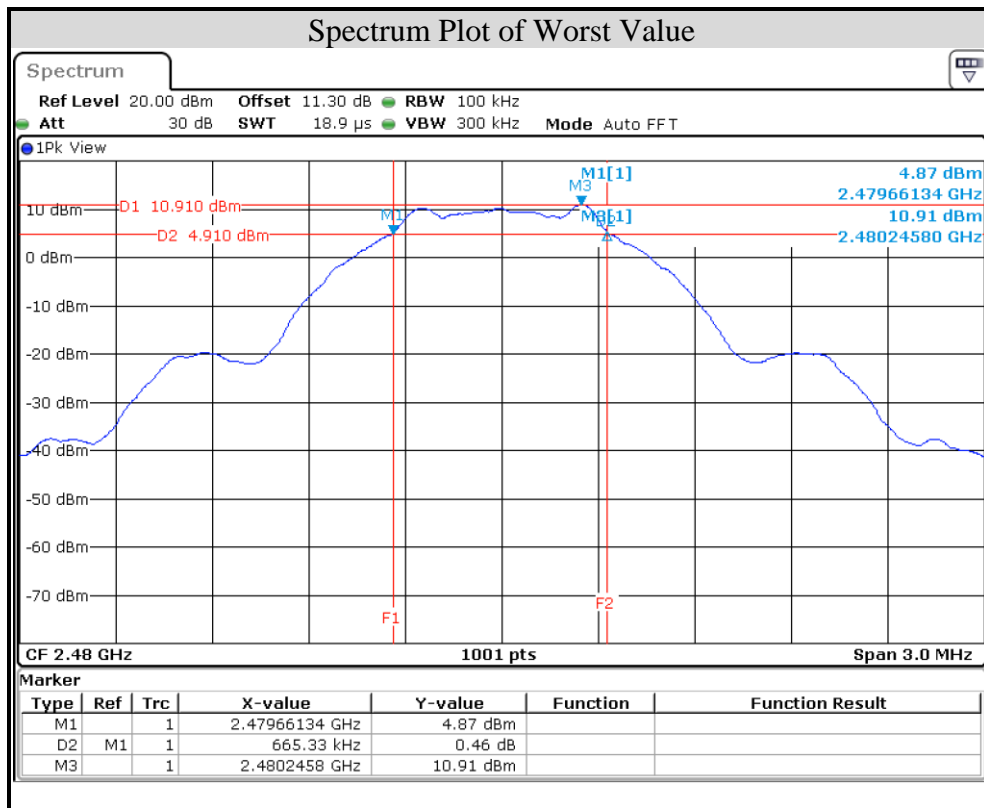
The loss between RF output port of the EUT and the input port of the Spectrum Analyzer has been taken into consideration.



Test Data

BT LE_1Mbps

Channel	Frequency (MHz)	6dB Bandwidth (MHz)	Minimum Limit (MHz)	Pass / Fail
0	2402	0.67	0.5	PASS
19	2440	0.67	0.5	PASS
39	2480	0.67	0.5	PASS



Underwriters Laboratories Taiwan Co., Ltd.

Building B and Building E, No. 372-7, Sec. 4, Zhongxing Rd., Zhudong Township, Hsinchu County, Taiwan

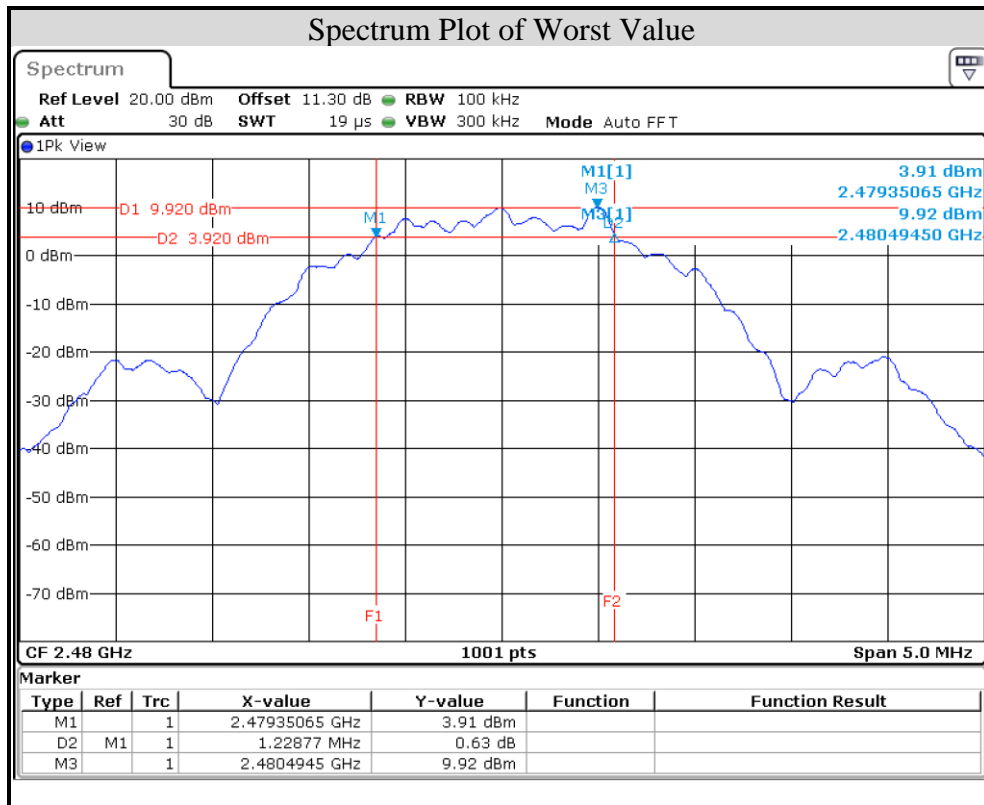
Telephone :+886-2-7737-3000

Facsimile (FAX) :+886-3-583-7948



BT LE_2Mbps

Channel	Frequency (MHz)	6dB Bandwidth (MHz)	Minimum Limit (MHz)	Pass / Fail
0	2402	1.23	0.5	PASS
19	2440	1.23	0.5	PASS
39	2480	1.23	0.5	PASS



Underwriters Laboratories Taiwan Co., Ltd.

Building B and Building E, No. 372-7, Sec. 4, Zhongxing Rd., Zhudong Township, Hsinchu County, Taiwan

Telephone :+886-2-7737-3000

Facsimile (FAX) :+886-3-583-7948



9.2. Conducted Output Power


Requirements

For systems using digital modulation in the 2400-2483.5 MHz bands: 1 Watt.

Test Procedure

A peak power sensor was used on the output port of the EUT. A power meter was used to read the response of the peak power sensor. Record the power level.

Test Setup



The loss between RF output port of the EUT and the input port of the Power Meter has been taken into consideration.

Underwriters Laboratories Taiwan Co., Ltd.

Building B and Building E, No. 372-7, Sec. 4, Zhongxing Rd., Zhudong Township, Hsinchu County, Taiwan

Telephone :+886-2-7737-3000

Facsimile (FAX) :+886-3-583-7948

Doc No: 17-EM-F0876 / 6.0



Test Data

Peak Power

BT LE_1Mbps

Channel	Frequency (MHz)	Peak Power (mW)	Peak Power (dBm)	Limit (dBm)	Pass/Fail
0	2402	9.616	9.83	30	PASS
19	2440	9.55	9.80	30	PASS
39	2480	9.397	9.73	30	PASS

BT LE_2Mbps

Channel	Frequency (MHz)	Peak Power (mW)	Peak Power (dBm)	Limit (dBm)	Pass/Fail
0	2402	9.638	9.84	30	PASS
19	2440	9.572	9.81	30	PASS
39	2480	9.376	9.72	30	PASS

Average Power (Reference Only)

BT LE_1Mbps

Channel	Frequency (MHz)	Average Power (mW)	Average Power (dBm)
0	2402	9.484	9.77
19	2440	9.397	9.73
39	2480	9.226	9.65

BT LE_2Mbps

Channel	Frequency (MHz)	Average Power (mW)	Average Power (dBm)
0	2402	9.506	9.78
19	2440	9.419	9.74
39	2480	9.204	9.64

Underwriters Laboratories Taiwan Co., Ltd.

Building B and Building E, No. 372-7, Sec. 4, Zhongxing Rd., Zhudong Township, Hsinchu County, Taiwan

Telephone :+886-2-7737-3000

Facsimile (FAX) :+886-3-583-7948

Doc No: 17-EM-F0876 / 6.0



9.3. Power Spectral Density

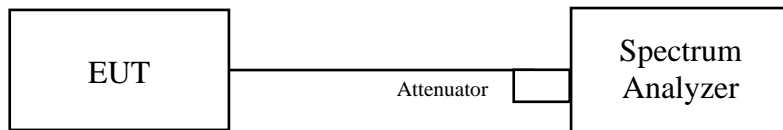
Requirements

The Maximum of Power Spectral Density Measurement is 8dBm in any 3 kHz.

Test procedure

- a. Set analyzer center frequency to DTS channel center frequency.
- b. Set the span to 1.5 times the DTS bandwidth.
- c. Set the RBW to: $3 \text{ kHz} \leq \text{RBW} \leq 100 \text{ kHz}$.
- d. Set the VBW $\geq 3 \times \text{RBW}$.
- e. Detector = peak.
- f. Sweep time = auto couple.
- g. Trace mode = max hold.
- h. Allow trace to fully stabilize.
- i. Use the peak marker function to determine the maximum amplitude level within the RBW.

Test Setup



The loss between RF output port of the EUT and the input port of the Spectrum Analyzer has been taken into consideration.

Underwriters Laboratories Taiwan Co., Ltd.

Building B and Building E, No. 372-7, Sec. 4, Zhongxing Rd., Zhudong Township, Hsinchu County, Taiwan

Telephone : +886-2-7737-3000

Facsimile (FAX) : +886-3-583-7948

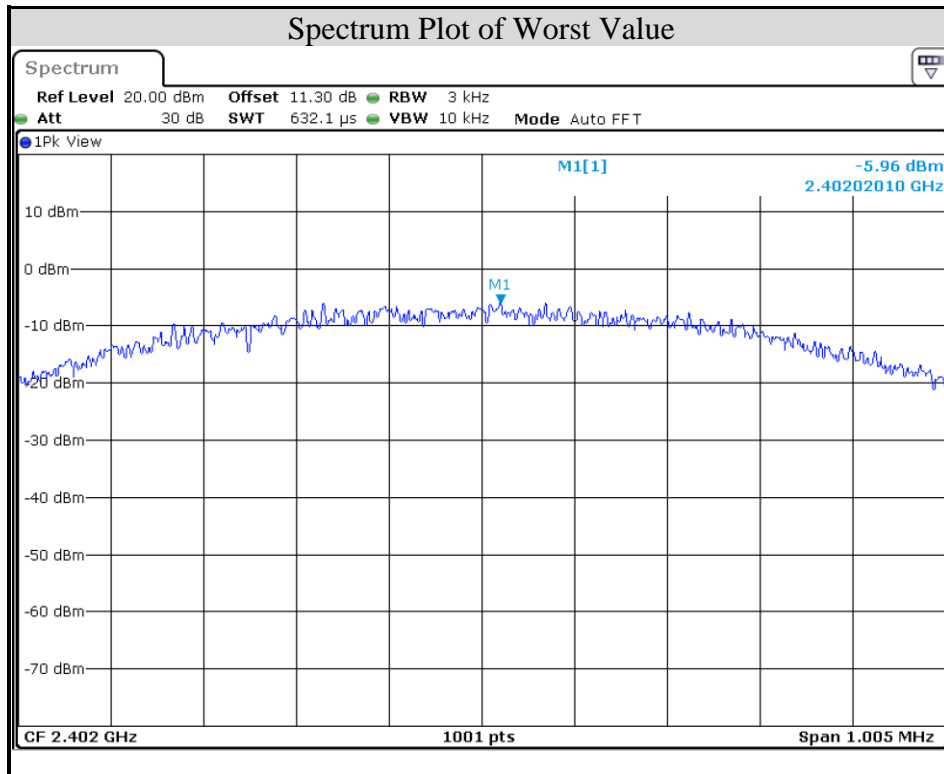
Doc No: 17-EM-F0876 / 6.0



Test Data

BT LE_1Mbps

Channel	Frequency (MHz)	PSD (dBm/3kHz)	Limit (dBm/3kHz)	Pass /Fail
0	2402	-5.96	8	PASS
19	2440	-6.10	8	PASS
39	2480	-6.15	8	PASS



Underwriters Laboratories Taiwan Co., Ltd.

Building B and Building E, No. 372-7, Sec. 4, Zhongxing Rd., Zhudong Township, Hsinchu County, Taiwan

Telephone : +886-2-7737-3000

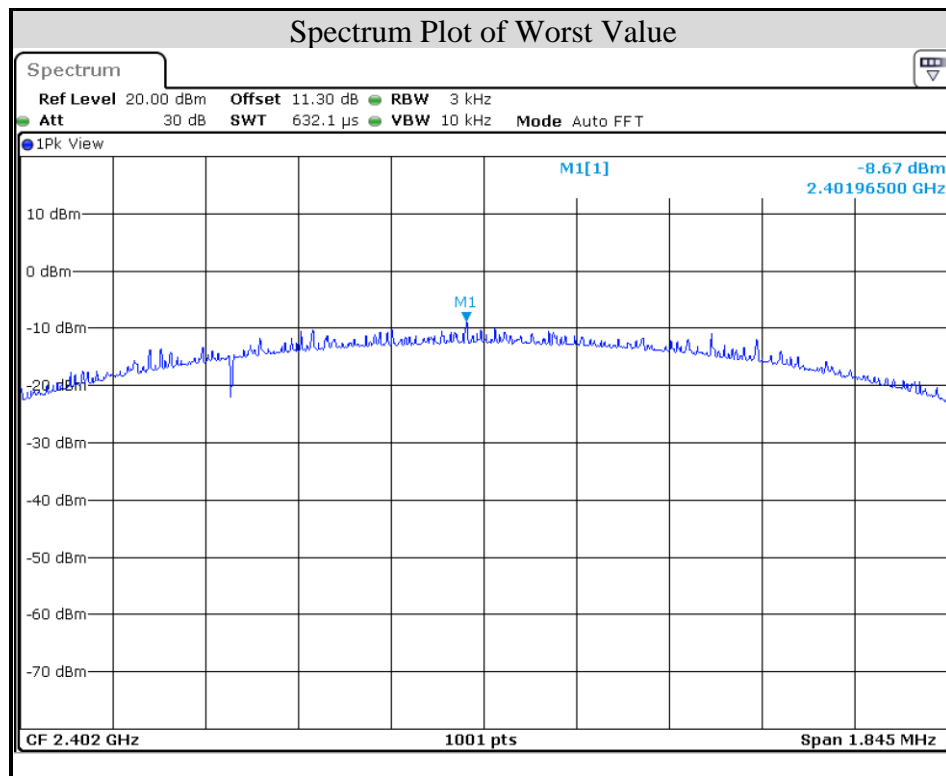
Facsimile (FAX) : +886-3-583-7948

Doc No: 17-EM-F0876 / 6.0



BT LE_2Mbps

Channel	Frequency (MHz)	PSD (dBm/3kHz)	Limit (dBm/3kHz)	Pass /Fail
0	2402	-8.67	8	PASS
19	2440	-8.77	8	PASS
39	2480	-8.77	8	PASS



Underwriters Laboratories Taiwan Co., Ltd.

Building B and Building E, No. 372-7, Sec. 4, Zhongxing Rd., Zhudong Township, Hsinchu County, Taiwan

Telephone : +886-2-7737-3000

Facsimile (FAX) : +886-3-583-7948



9.4. Conducted Out of Band Emission

Requirements

In any 100 kHz bandwidth outside the frequency band in which the spread spectrum or digitally modulated intentional radiator is operating, the radio frequency power that is produced by the intentional radiator shall be at least 20 dB below that in the 100 kHz bandwidth within the band that contains the highest level of the desired power, based on either an RF conducted or a radiated measurement, provided the transmitter demonstrates compliance with the peak conducted power limits. If the transmitter complies with the conducted power limits based on the use of RMS averaging over a time interval, as permitted under paragraph (b) (3) of this section, the attenuation required under this paragraph shall be 30 dB instead of 20 dB. Attenuation below the general limits specified in §15.209 (a) is not required.

Test procedure

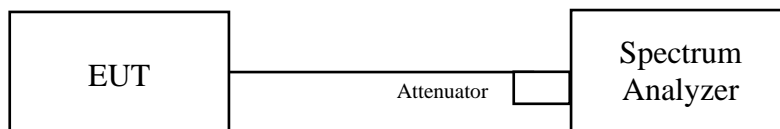
Measurement Procedure REF

- Set the RBW = 100 kHz.
- Set the VBW \geq 300 kHz.
- Set the span to 1.5 times the DTS bandwidth.
- Detector = peak.
- Sweep time = auto couple.
- Trace mode = max hold.
- Allow trace to fully stabilize.
- Use the peak marker function to determine the maximum power level in any 100 kHz band segment within the fundamental EBW.

Measurement Procedure OOBE

- Set RBW = 100 kHz.
- Set VBW \geq 300 kHz.
- Detector = peak.
- Sweep = auto couple.
- Trace Mode = max hold.
- Allow trace to fully stabilize.
- Use the peak marker function to determine the maximum amplitude level.

Test Setup



The loss between RF output port of the EUT and the input port of the Spectrum Analyzer has been taken into consideration.

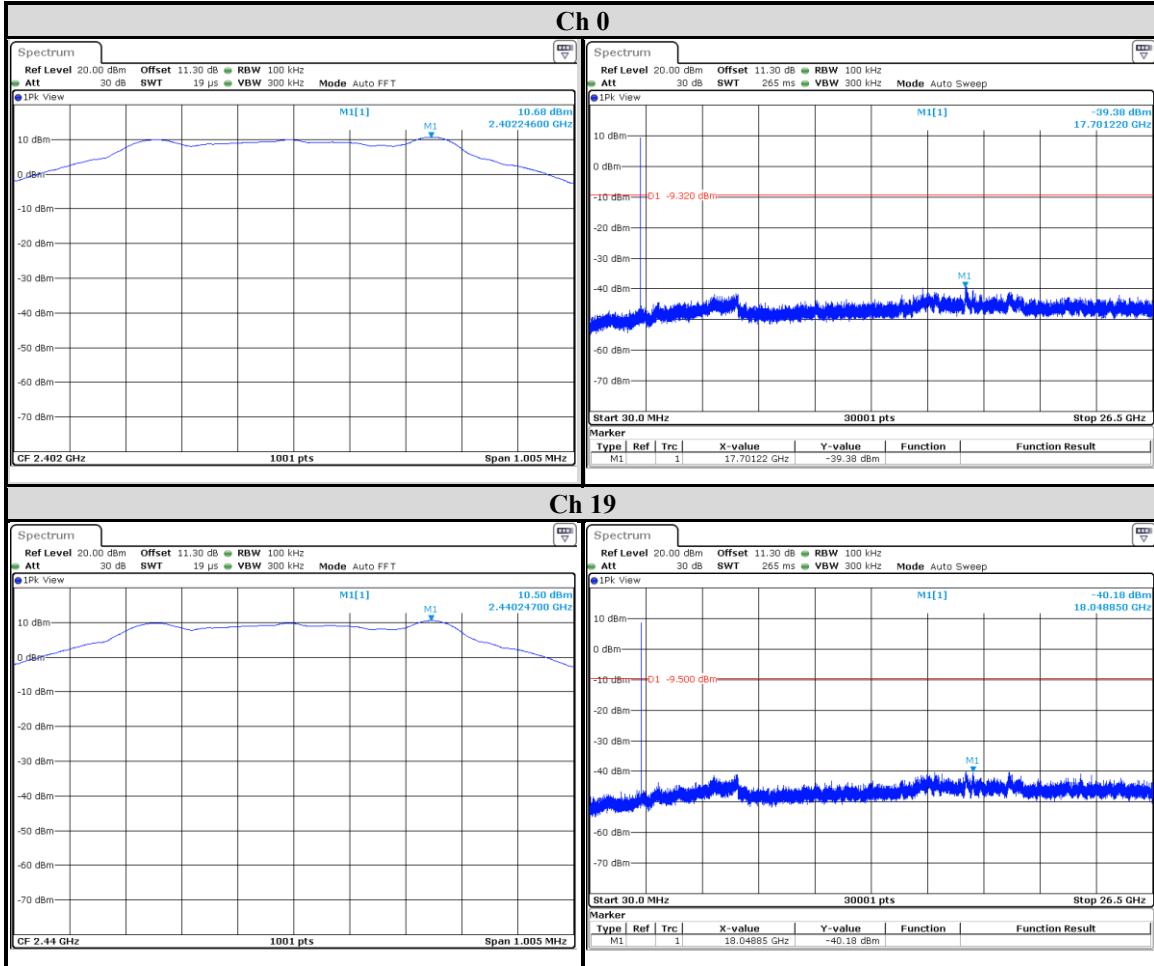
Underwriters Laboratories Taiwan Co., Ltd.

Building B and Building E, No. 372-7, Sec. 4, Zhongxing Rd., Zhudong Township, Hsinchu County, Taiwan
Telephone : +886-2-7737-3000
Facsimile (FAX) : +886-3-583-7948



Test Data

BT LE_1Mbps



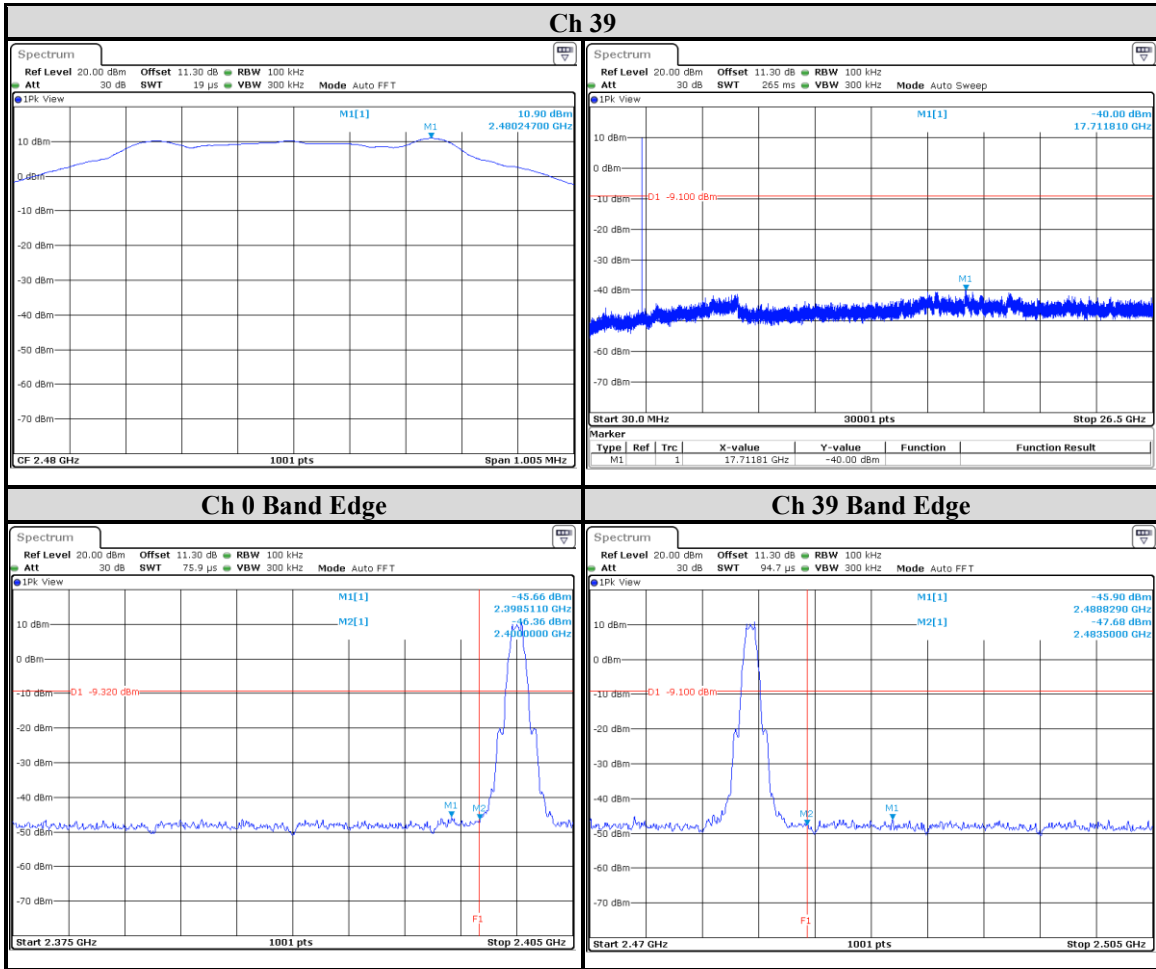
Underwriters Laboratories Taiwan Co., Ltd.

Building B and Building E, No. 372-7, Sec. 4, Zhongxing Rd., Zhudong Township, Hsinchu County, Taiwan

Telephone : +886-2-7737-3000

Facsimile (FAX) : +886-3-583-7948

Doc No: 17-EM-F0876 / 6.0



Underwriters Laboratories Taiwan Co., Ltd.

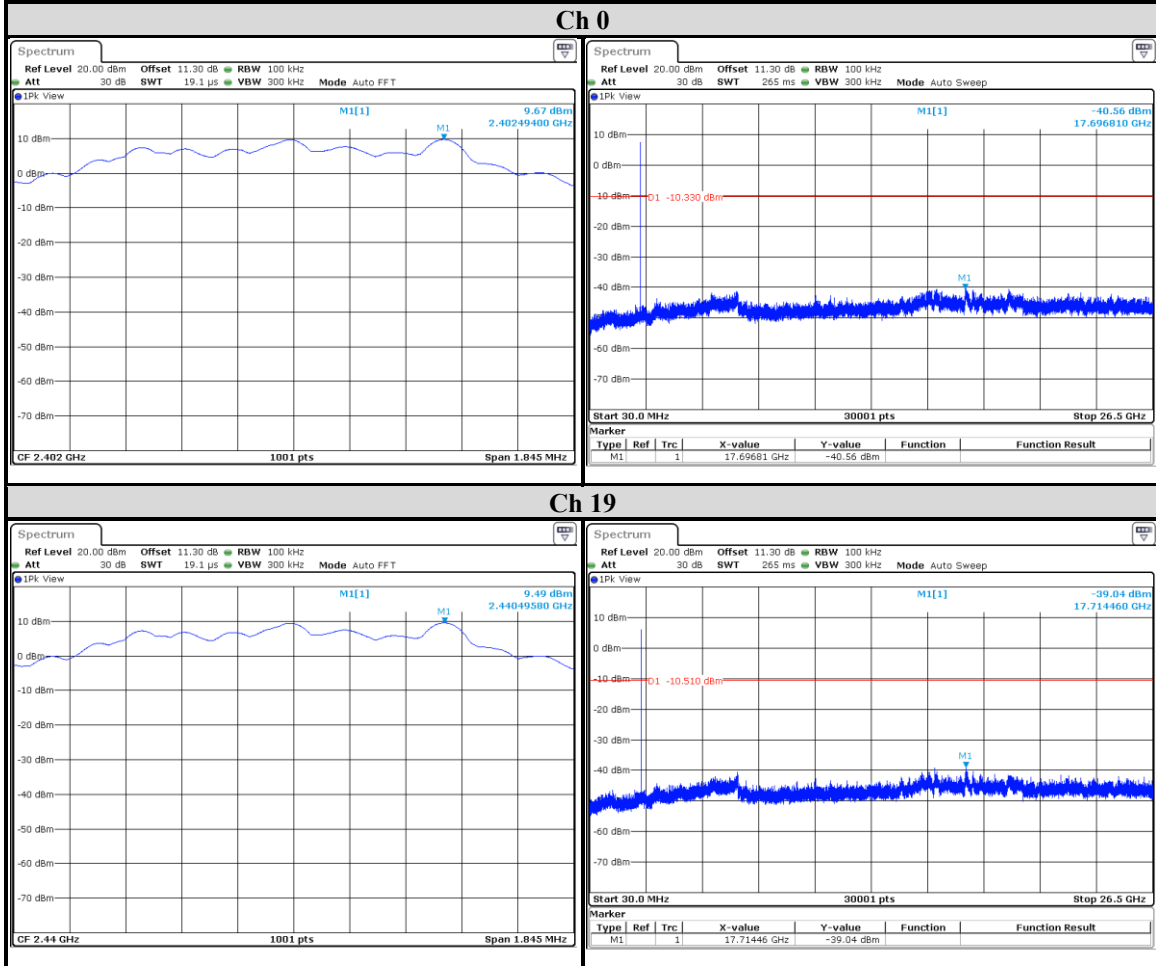
Building B and Building E, No. 372-7, Sec. 4, Zhongxing Rd., Zhudong Township, Hsinchu County, Taiwan

Telephone :+886-2-7737-3000

Facsimile (FAX) :+886-3-583-7948



BT LE_2Mbps



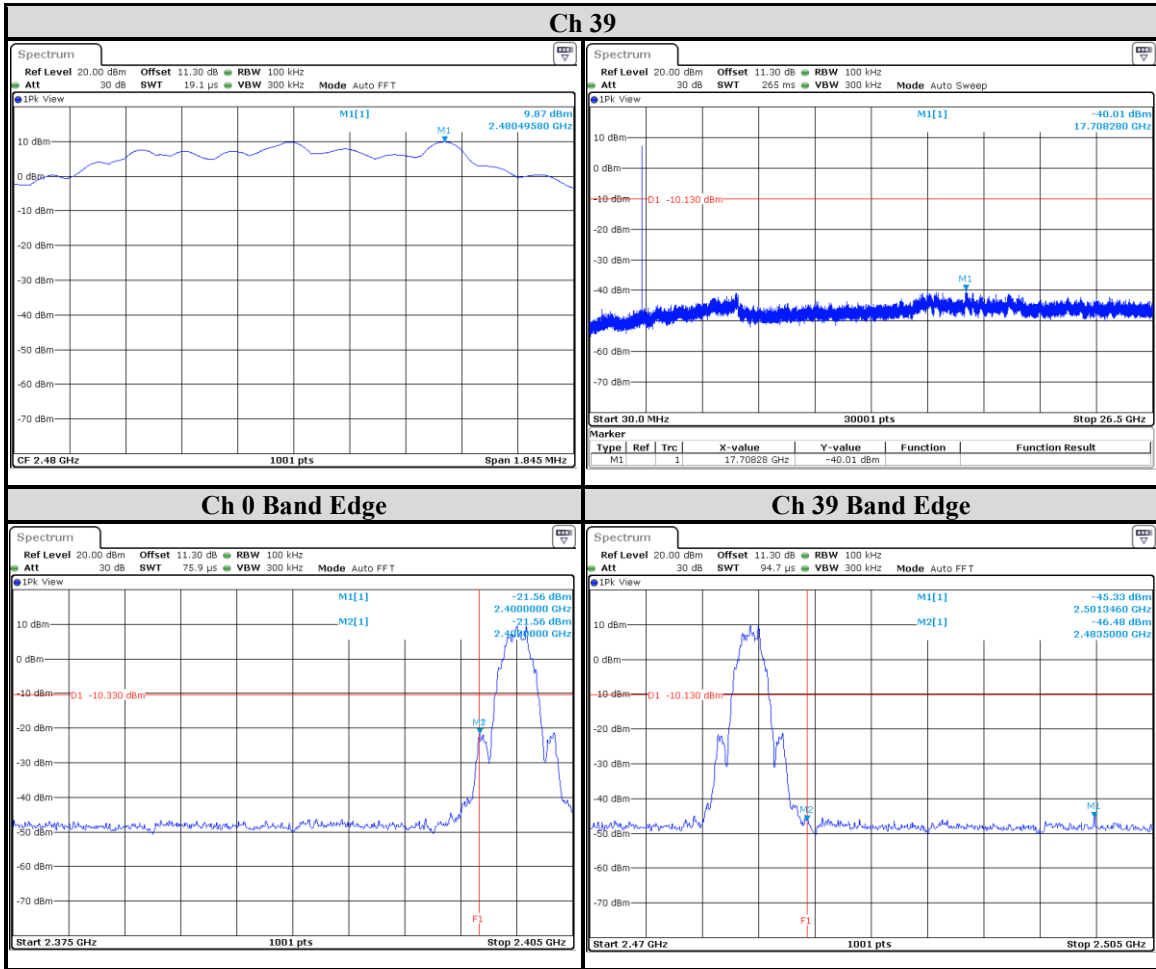
Underwriters Laboratories Taiwan Co., Ltd.

Building B and Building E, No. 372-7, Sec. 4, Zhongxing Rd., Zhudong Township, Hsinchu County, Taiwan

Telephone :+886-2-7737-3000

Facsimile (FAX) :+886-3-583-7948

Doc No: 17-EM-F0876 / 6.0



Underwriters Laboratories Taiwan Co., Ltd.

Building B and Building E, No. 372-7, Sec. 4, Zhongxing Rd., Zhudong Township, Hsinchu County, Taiwan

Telephone : +886-2-7737-3000

Facsimile (FAX) : +886-3-583-7948

Doc No: 17-EM-F0876 / 6.0



9.5. Radiated Spurious Emission

Requirements

Radiated emissions which fall in the restricted bands must comply with the radiated emission limits specified as below table. Other emissions shall be at least 20dB below the highest level of the desired power:

Frequency(MHz)	Field strength (microvolts/meter)	Measurement distance (meters)
0.009-0.490	2400/F(kHz)	300
0.490-1.705	24000/F(kHz)	30
1.705-30.0	30	30
30-88	100	3
88-216	150	3
216-960	200	3
Above 960	500	3

NOTE:

1. The lower limit shall apply at the transition frequencies.
2. Emission level (dBuV/m) = 20 log Emission level (uV/m).
3. For frequencies above 1000MHz, the field strength limits are based on average detector, however, the peak field strength of any emission shall not exceed the maximum permitted average limits, specified above by more than 20dB under any condition of modulation.

Underwriters Laboratories Taiwan Co., Ltd.

Building B and Building E, No. 372-7, Sec. 4, Zhongxing Rd., Zhudong Township, Hsinchu County, Taiwan

Telephone :+886-2-7737-3000

Facsimile (FAX) :+886-3-583-7948

Doc No: 17-EM-F0876 / 6.0



Test Procedures

[For 9 kHz ~ 30 MHz]

- a. The EUT was placed on the top of a rotating table 0.8 meters above the ground at a 3 meter chamber room. The table was rotated 360 degrees to determine the position of the highest radiation.
- b. The EUT was set 3 meters away from the interference-receiving antenna, which was mounted on the top of a variable-height antenna tower.
- c. Parallel, perpendicular, and ground-parallel orientations of the antenna are set to make the measurement.
- d. For each suspected emission, the EUT was arranged to its worst case and the rotatable table was turned from 0 degrees to 360 degrees to find the maximum reading.
- e. For measurement below 30MHz, the initial step in collecting conducted emission data is a spectrum analyzer peak detector mode pre-scanning the measurement frequency range. Significant peaks are then marked and then Quasi Peak detector mode re-measured. If the emission level of the EUT measured by the peak detector is lower than the applicable limit, the peak emission level will be reported. Otherwise, the emission measurement will be repeated using the quasi-peak detector and reported.

NOTE:

1. The resolution bandwidth and video bandwidth of test receiver/spectrum analyzer is 9kHz at frequency below 30MHz.

[For above 30 MHz]

- a. The EUT was placed on the top of a rotating table 0.8 meters (for 30MHz ~ 1GHz) / 1.5 meters (for above 1GHz) above the ground at 3 meter chamber room for test. The table was rotated 360 degrees to determine the position of the highest radiation.
- b. The EUT was set 3 meters away from the interference-receiving antenna, which was mounted on the top of a variable-height antenna tower.
- c. The height of antenna is varied from one meter to four meters above the ground to determine the maximum value of the field strength. Both horizontal and vertical polarizations of the antenna are set to make the measurement.
- d. For each suspected emission, the EUT was arranged to its worst case and then the antenna was tuned to heights from 1 meter to 4 meters and the rotatable table was turned from 0 degrees to 360 degrees to find the maximum reading.
- e. For measurement below 1GHz, the initial step in collecting conducted emission data is a spectrum analyzer peak detector mode pre-scanning the measurement frequency range. Significant peaks are then marked and then Quasi Peak detector mode re-measured. If the emission level of the EUT measured by the peak detector is lower than the applicable limit, the peak emission level will be reported. Otherwise, the emission measurement will be repeated using the quasi-peak detector and reported.
- f. The test-receiver system was set to peak and average detects function and specified bandwidth with maximum hold mode when the test frequency is above 1 GHz. If the peak reading value also meets average limit, measurement with the average detector is unnecessary.

Underwriters Laboratories Taiwan Co., Ltd.

Building B and Building E, No. 372-7, Sec. 4, Zhongxing Rd., Zhudong Township, Hsinchu County, Taiwan

Telephone :+886-2-7737-3000

Facsimile (FAX) :+886-3-583-7948

Doc No: 17-EM-F0876 / 6.0



Note:

- a. The resolution bandwidth and video bandwidth of test receiver/spectrum analyzer is 120kHz for Quasi-peak detection (QP) at frequency below 1GHz.
- b. The resolution bandwidth of test receiver/spectrum analyzer is 1 MHz and the video bandwidth is 3 MHz for Peak detection (PK) at frequency above 1GHz.
- c. The resolution bandwidth of test receiver/spectrum analyzer is 1MHz and the video bandwidth is $\geq 1/T$ (Duty cycle < 98%) or 10Hz (Duty cycle $\geq 98\%$) for Average detection (AV) at frequency above 1GHz.

Configuration	Average	
	RBW	VBW
BT LE_1Mbps	1MHz	510Hz
BT LE_2Mbps	1MHz	1kHz

Note:

- The BT-LE-1M Duty cycle = $(2.11/2.5)*100\% = 84.4 < 98\%$, so video bandwidth is $1/2.11 = 0.474$ kHz. Therefore, VBW configuration is 510Hz for testing.
 - The BT-LE-2M Duty cycle = $(1.06/2.51)*100\% = 42.23 < 98\%$, so video bandwidth is $1/1.06 = 0.943$ kHz. Therefore, VBW configuration is 1kHz for testing.
 - Refer to section 6.6 for duty cycle.
- d. All modes of operation were investigated (includes all external accessories) and the worst-case emissions are reported, the other emission levels were low against the limit.
 - e. Test data of Result value (dBuV/m) = Reading value (dBuV/m) + Correction Factor (dB/m).
 - f. Test data of Margin(dB) = Result value (dBuV/m) - Limit value (dBuV/m).
 - g. Test data of Correction Factor (dB/m) = Antenna Factor (dBuV/m) + Cable Loss (dB) - Preamp Factor (dB).
 - h. Test data of Notation "@" = Fundamental Frequency
 - i. Test data of Notation "*" = The peak result under 20 dB above and complies with AVG limit, AVG result is deemed to comply with AVG limit.

Underwriters Laboratories Taiwan Co., Ltd.

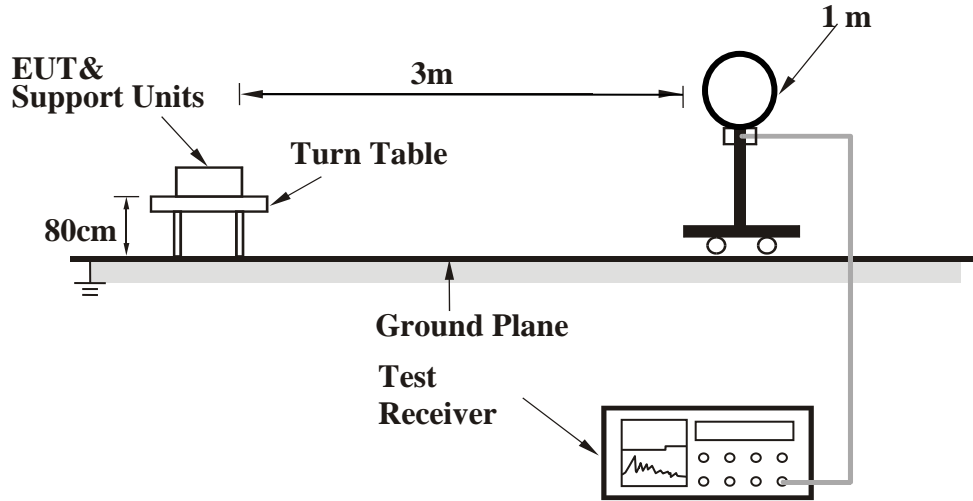
Building B and Building E, No. 372-7, Sec. 4, Zhongxing Rd., Zhudong Township, Hsinchu County, Taiwan

Telephone :+886-2-7737-3000

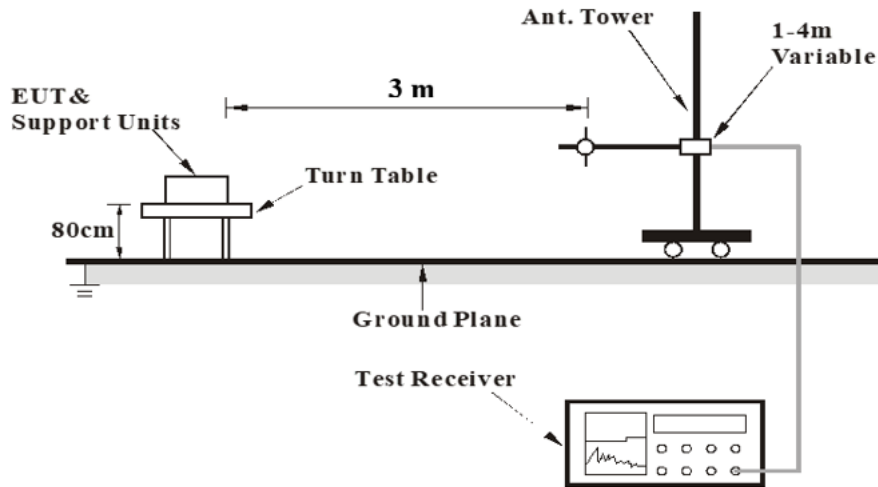
Facsimile (FAX) :+886-3-583-7948

Test Setup

<Frequency Range 9 kHz ~ 30 MHz>



<Frequency Range 30 MHz ~ 1 GHz >



Underwriters Laboratories Taiwan Co., Ltd.

Building B and Building E, No. 372-7, Sec. 4, Zhongxing Rd., Zhudong Township, Hsinchu County, Taiwan

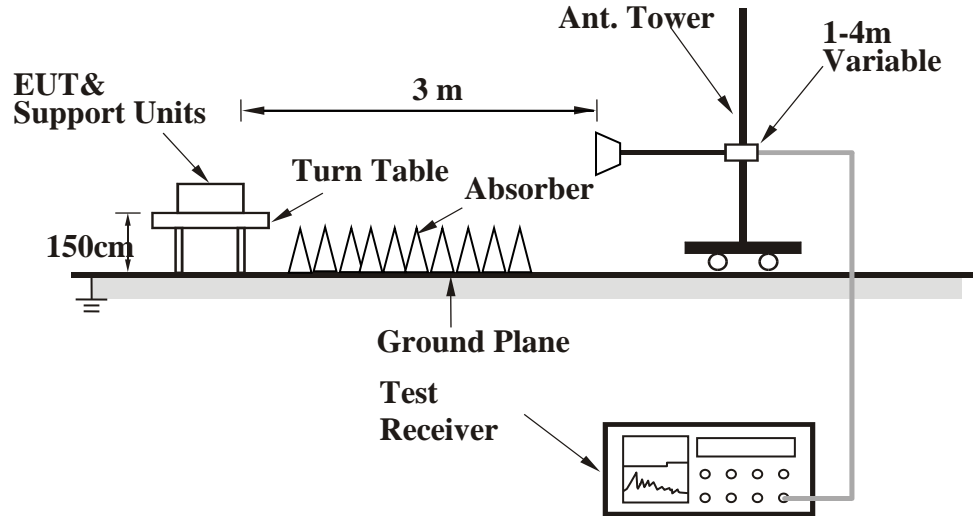
Telephone : +886-2-7737-3000

Facsimile (FAX) : +886-3-583-7948

Doc No: 17-EM-F0876 / 6.0



<Frequency Range above 1 GHz>



For the actual test configuration, please refer to the Setup Configurations.



Test Data

Above 1 GHz

Mode	BT-LE-1Mbps	Channel	0
------	-------------	---------	---

Polarization	Notation	Frequency (MHz)	Reading (dBuV)	Correct (dB/m)	Result (dBuV/m)	Limit (dBuV/m)	Margin (dB)	Remark
Horizontal		2354.27	41.24	6.04	47.28	74	-26.72	PK
		2389.61	31.56	6.1	37.66	54	-16.34	AVG
	@	2402	101.02	6.13	107.15	N/A	N/A	PK
	@	2402	100.7	6.13	106.83	N/A	N/A	AVG
	*	4804	38.95	2.46	41.41	74	-32.59	PK
Vertical		2365.29	41.59	6.06	47.65	74	-26.35	PK
		2385.62	29.25	6.09	35.34	54	-18.66	AVG
	@	2402	94.23	6.13	100.36	N/A	N/A	PK
	@	2402	93.6	6.13	99.73	N/A	N/A	AVG
	*	4804	37.96	2.46	40.42	74	-33.58	PK

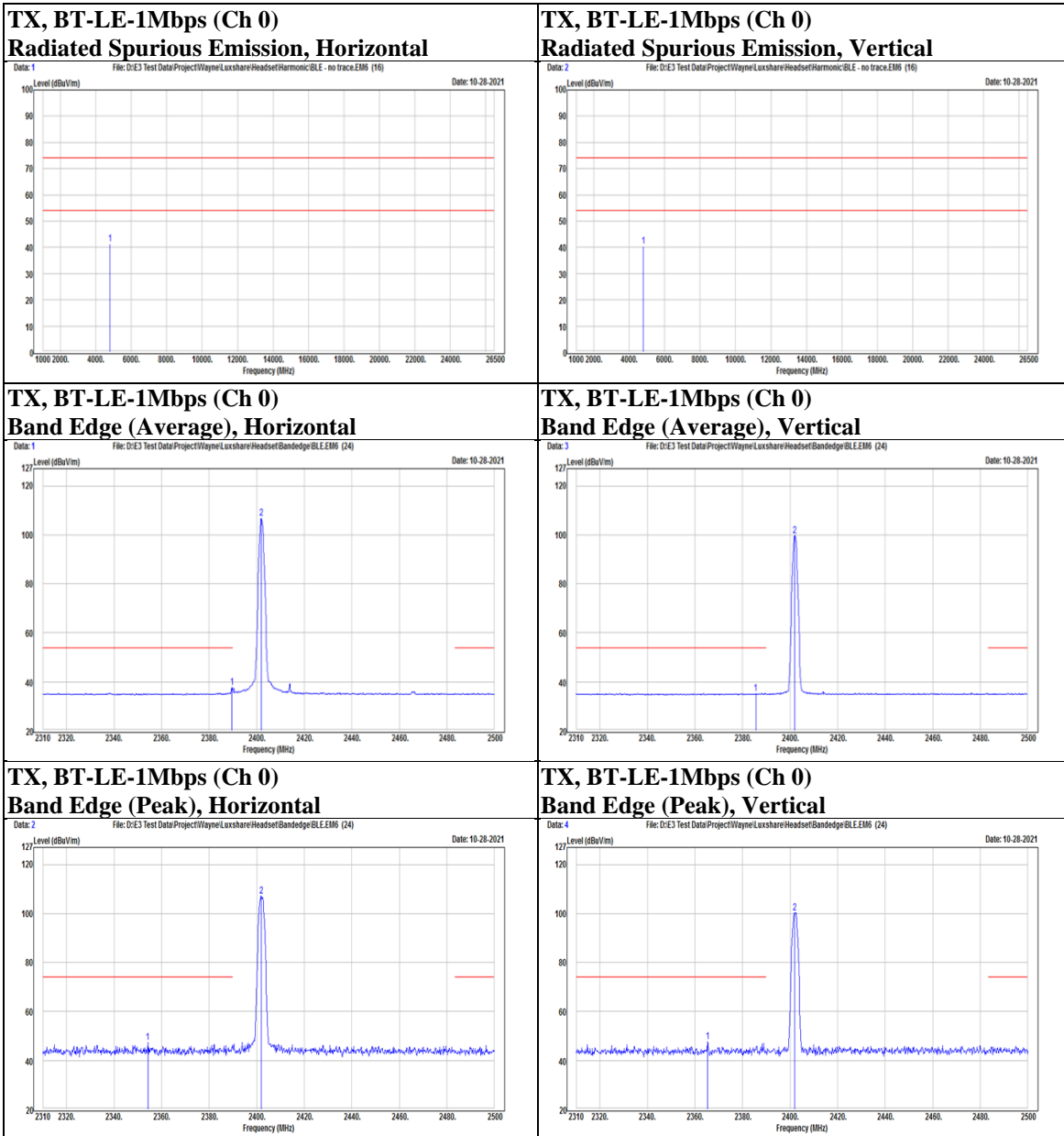
Underwriters Laboratories Taiwan Co., Ltd.

Building B and Building E, No. 372-7, Sec. 4, Zhongxing Rd., Zhudong Township, Hsinchu County, Taiwan

Telephone :+886-2-7737-3000

Facsimile (FAX) :+886-3-583-7948

Doc No: 17-EM-F0876 / 6.0





Mode	BT-LE-1Mbps	Channel	19
------	-------------	---------	----

Polarization	Notation	Frequency	Reading	Correct	Result	Limit	Margin	Remark
		(MHz)	(dBuV)	(dB/m)	(dBuV/m)	(dBuV/m)	(dB)	
Horizontal		2375.36	40.76	6.07	46.83	74	-27.17	PK
		2375.93	29.63	6.07	35.7	54	-18.3	AVG
	@	2440	102.41	6.11	108.52	N/A	N/A	PK
	@	2440	101.74	6.11	107.85	N/A	N/A	AVG
		2483.85	29.28	6.1	35.38	54	-18.62	AVG
		2495.06	40.8	6.1	46.9	74	-27.1	PK
	*	4880	37.84	2.66	40.5	74	-33.5	PK
Vertical		2329	40.4	6.12	46.52	74	-27.48	PK
		2385.05	29.24	6.09	35.33	54	-18.67	AVG
	@	2440	94.23	6.11	100.34	N/A	N/A	PK
	@	2440	93.28	6.11	99.39	N/A	N/A	AVG
		2487.08	40.34	6.1	46.44	74	-27.56	PK
		2488.41	29.33	6.1	35.43	54	-18.57	AVG
	*	4880	37.46	2.66	40.12	74	-33.88	PK

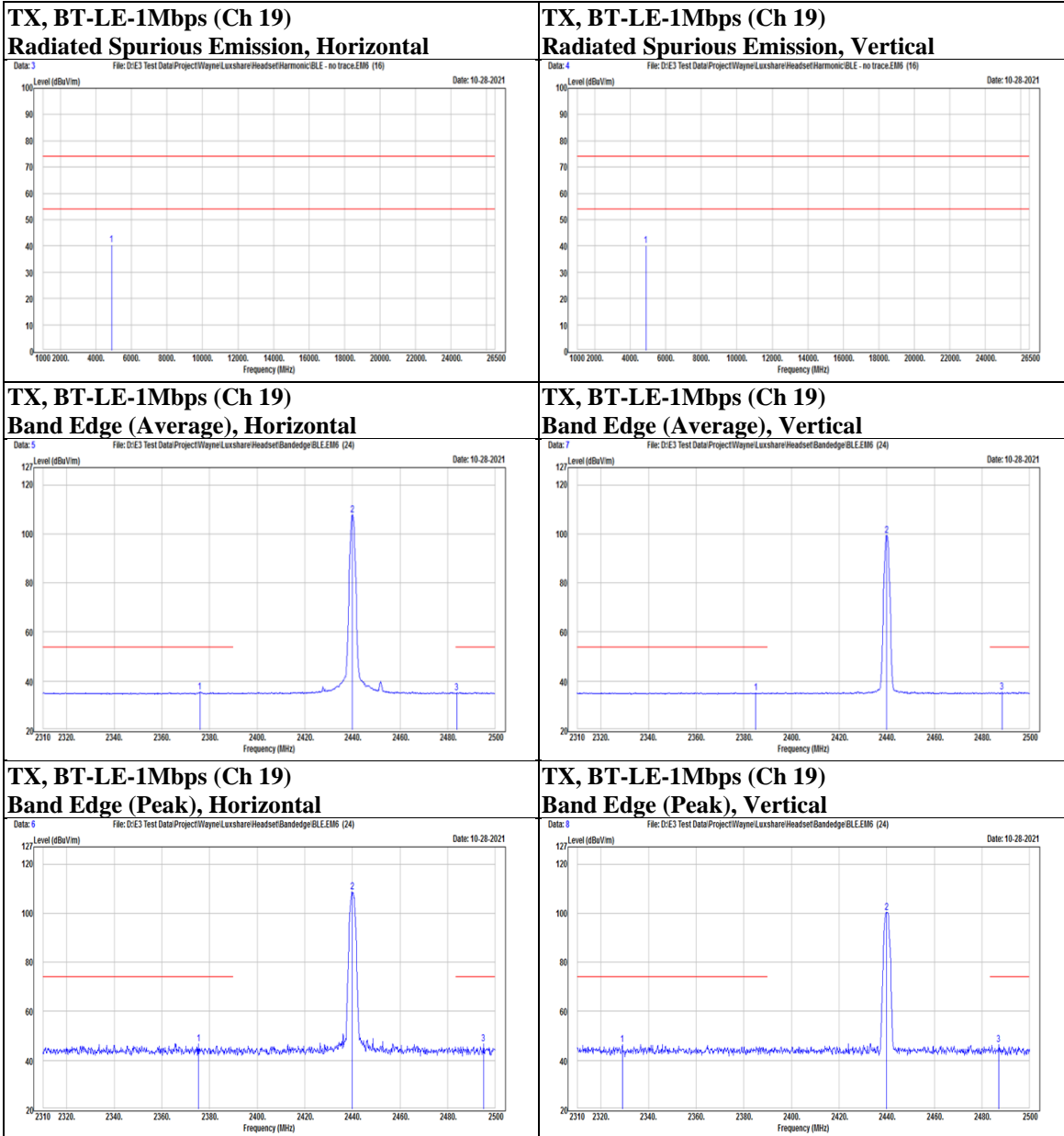
Underwriters Laboratories Taiwan Co., Ltd.

Building B and Building E, No. 372-7, Sec. 4, Zhongxing Rd., Zhudong Township, Hsinchu County, Taiwan

Telephone :+886-2-7737-3000

Facsimile (FAX) :+886-3-583-7948

Doc No: 17-EM-F0876 / 6.0





Test report No. : 4789961480-US-R1-V0
Page : 38 of 55
Issued date : 2021/11/30
FCC ID : 2AYYS-AW920H

Mode	BT-LE-1Mbps	Channel	39
------	-------------	---------	----

Polarization	Notation	Frequency	Reading	Correct	Result	Limit	Margin	Remark
		(MHz)	(dBuV)	(dB/m)	(dBuV/m)	(dBuV/m)	(dB)	
Horizontal	@	2480	102.28	6.1	108.38	N/A	N/A	PK
	@	2480	101.15	6.1	107.25	N/A	N/A	AVG
		2483.66	43.42	6.1	49.52	74	-24.48	PK
		2483.66	34.53	6.1	40.63	54	-13.37	AVG
	*	4960	37.07	2.62	39.69	74	-34.31	PK
Vertical	@	2480	91.83	6.1	97.93	N/A	N/A	PK
	@	2480	91.18	6.1	97.28	N/A	N/A	AVG
		2491.45	39.63	6.1	45.73	74	-28.27	PK
		2492.21	29.62	6.1	35.72	54	-18.28	AVG
	*	4960	36.38	2.62	39	74	-35	PK

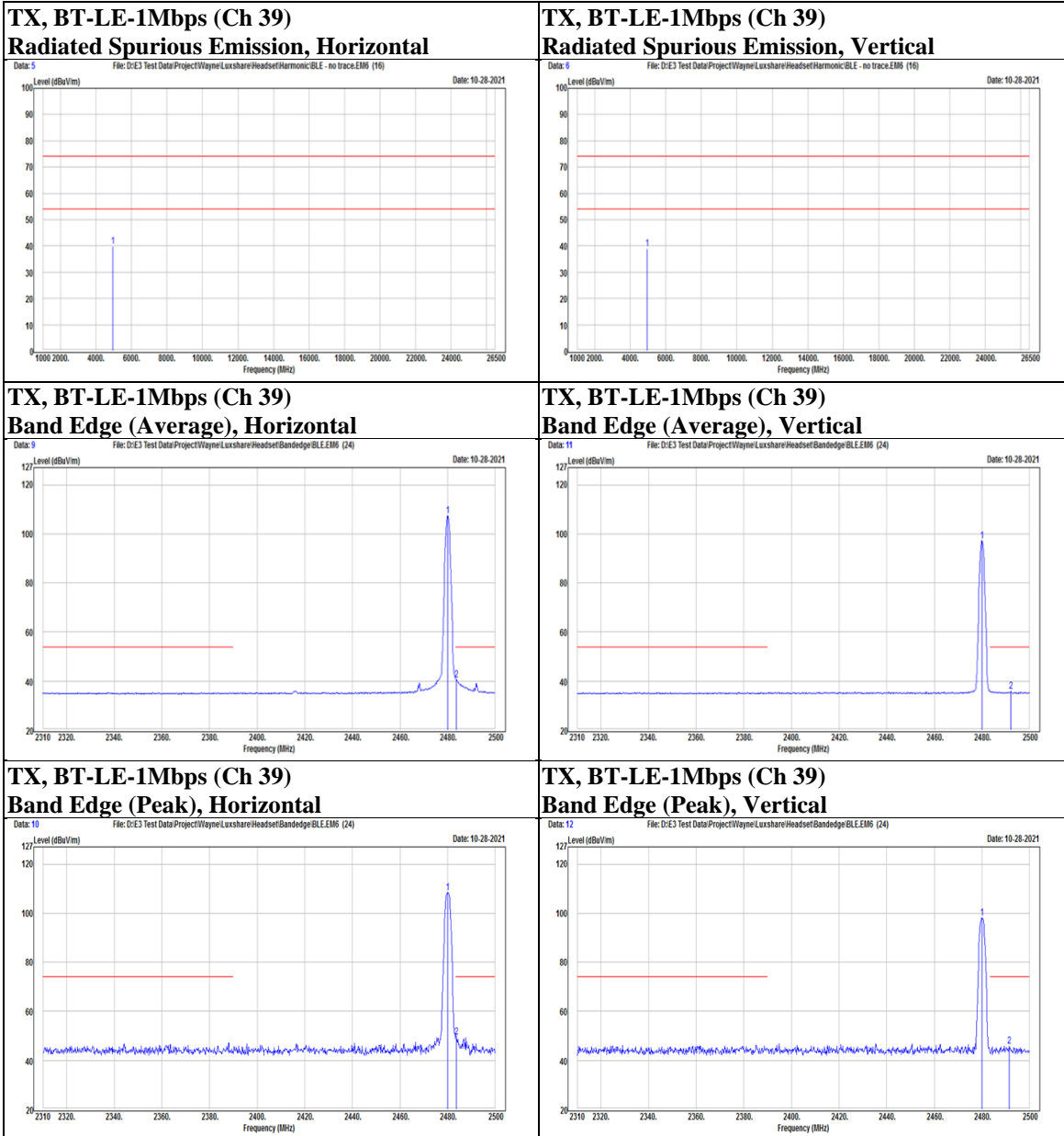
Underwriters Laboratories Taiwan Co., Ltd.

Building B and Building E, No. 372-7, Sec. 4, Zhongxing Rd., Zhudong Township, Hsinchu County, Taiwan

Telephone :+886-2-7737-3000

Facsimile (FAX) :+886-3-583-7948

Doc No: 17-EM-F0876 / 6.0





Test report No. : 4789961480-US-R1-V0
Page : 40 of 55
Issued date : 2021/11/30
FCC ID : 2AYYS-AW920H

Mode	BT-LE-2Mbps	Channel	0
------	-------------	---------	---

Polarization	Notation	Frequency	Reading	Correct	Result	Limit	Margin	Remark
		(MHz)	(dBuV)	(dB/m)	(dBuV/m)	(dBuV/m)	(dB)	
Horizontal		2361.11	40.79	6.05	46.84	74	-27.16	PK
		2389.04	30.12	6.1	36.22	54	-17.78	AVG
	@	2402	100.06	6.13	106.19	N/A	N/A	PK
	@	2402	98.2	6.13	104.33	N/A	N/A	AVG
	*	4804	38.71	2.46	41.17	74	-32.83	PK
Vertical		2380.87	40.94	6.08	47.02	74	-26.98	PK
		2389.8	29.72	6.1	35.82	54	-18.18	AVG
	@	2402	93.88	6.13	100.01	N/A	N/A	PK
	@	2402	91.43	6.13	97.56	N/A	N/A	AVG
	*	4804	36.56	2.46	39.02	74	-34.98	PK

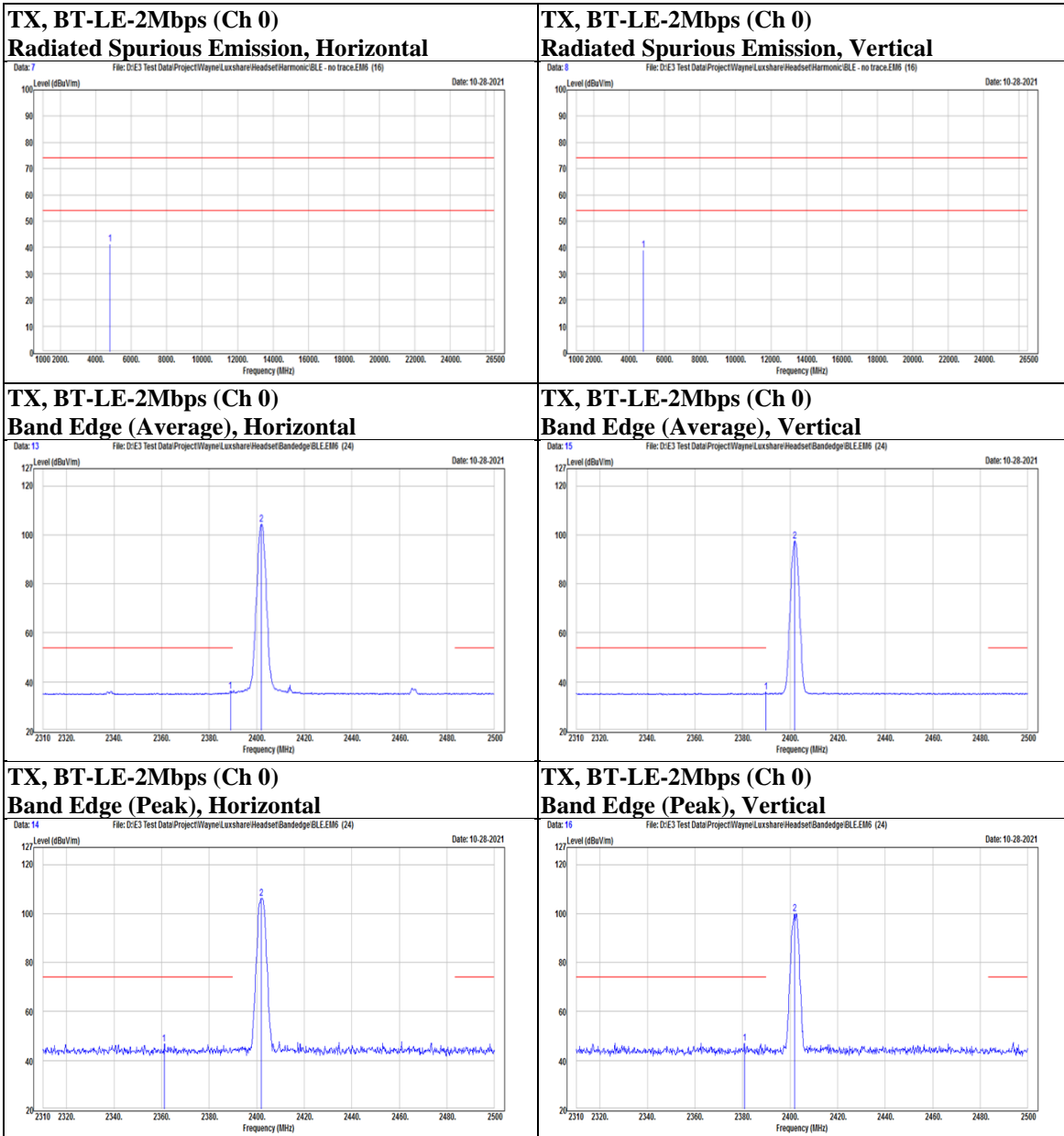
Underwriters Laboratories Taiwan Co., Ltd.

Building B and Building E, No. 372-7, Sec. 4, Zhongxing Rd., Zhudong Township, Hsinchu County, Taiwan

Telephone :+886-2-7737-3000

Facsimile (FAX) :+886-3-583-7948

Doc No: 17-EM-F0876 / 6.0





Mode	BT-LE-2Mbps	Channel	19
------	-------------	---------	----

Polarization	Notation	Frequency	Reading	Correct	Result	Limit	Margin	Remark
		(MHz)	(dBuV)	(dB/m)	(dBuV/m)	(dBuV/m)	(dB)	
Horizontal		2376.5	30.38	6.07	36.45	54	-17.55	AVG
		2387.14	40.74	6.1	46.84	74	-27.16	PK
	@	2440	101.41	6.11	107.52	N/A	N/A	PK
	@	2440	99.48	6.11	105.59	N/A	N/A	AVG
		2486.32	40.39	6.1	46.49	74	-27.51	PK
		2494.3	29.44	6.1	35.54	54	-18.46	AVG
Vertical	*	4880	38.24	2.66	40.9	74	-33.1	PK
		2320.83	40.86	6.16	47.02	74	-26.98	PK
		2389.99	29.34	6.1	35.44	54	-18.56	AVG
	@	2440	93.45	6.11	99.56	N/A	N/A	PK
	@	2440	91.86	6.11	97.97	N/A	N/A	AVG
		2487.27	39.77	6.11	45.88	74	-28.12	PK
	2499.43	29.35	6.1	35.45	54	-18.55	AVG	
	*	4880	36.43	2.66	39.09	74	-34.91	PK

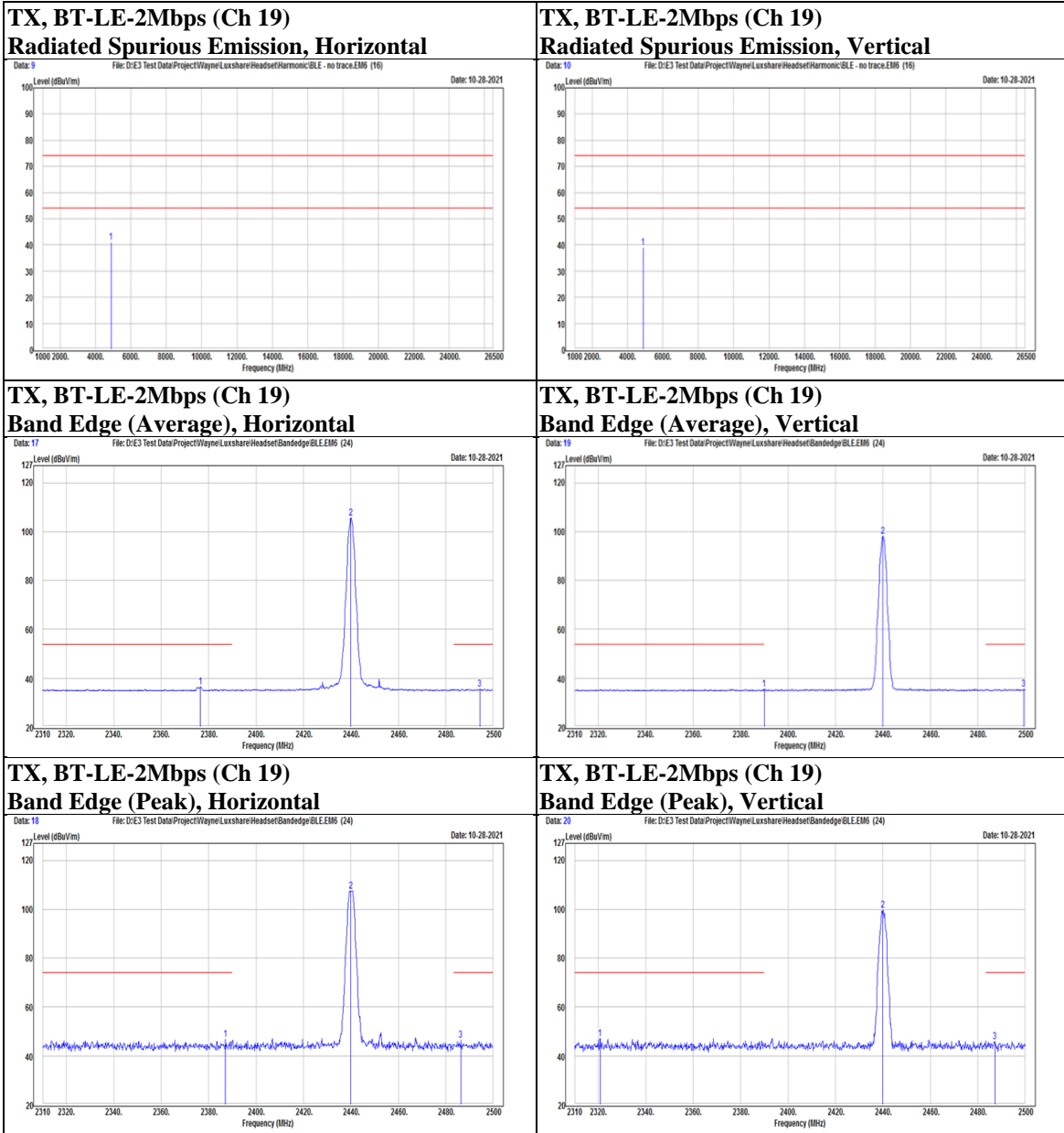
Underwriters Laboratories Taiwan Co., Ltd.

Building B and Building E, No. 372-7, Sec. 4, Zhongxing Rd., Zhudong Township, Hsinchu County, Taiwan

Telephone :+886-2-7737-3000

Facsimile (FAX) :+886-3-583-7948

Doc No: 17-EM-F0876 / 6.0





Test report No. : 4789961480-US-R1-V0
Page : 44 of 55
Issued date : 2021/11/30
FCC ID : 2AYYS-AW920H

Mode	BT-LE-2Mbps	Channel	39
------	-------------	---------	----

Polarization	Notation	Frequency	Reading	Correct	Result	Limit	Margin	Remark
		(MHz)	(dBuV)	(dB/m)	(dBuV/m)	(dBuV/m)	(dB)	
Horizontal	@	2480	102.03	6.1	108.13	N/A	N/A	PK
	@	2480	100.06	6.1	106.16	N/A	N/A	AVG
		2483.66	45.58	6.1	51.68	74	-22.32	PK
		2483.66	39.7	6.1	45.8	54	-8.2	AVG
	*	4960	36.43	2.62	39.05	74	-34.95	PK
Vertical	@	2480	91.52	6.1	97.62	N/A	N/A	PK
	@	2480	88.32	6.1	94.42	N/A	N/A	AVG
		2483.66	41.23	6.1	47.33	74	-26.67	PK
		2483.66	32.23	6.1	38.33	54	-15.67	AVG
	*	4960	35.93	2.62	38.55	74	-35.45	PK

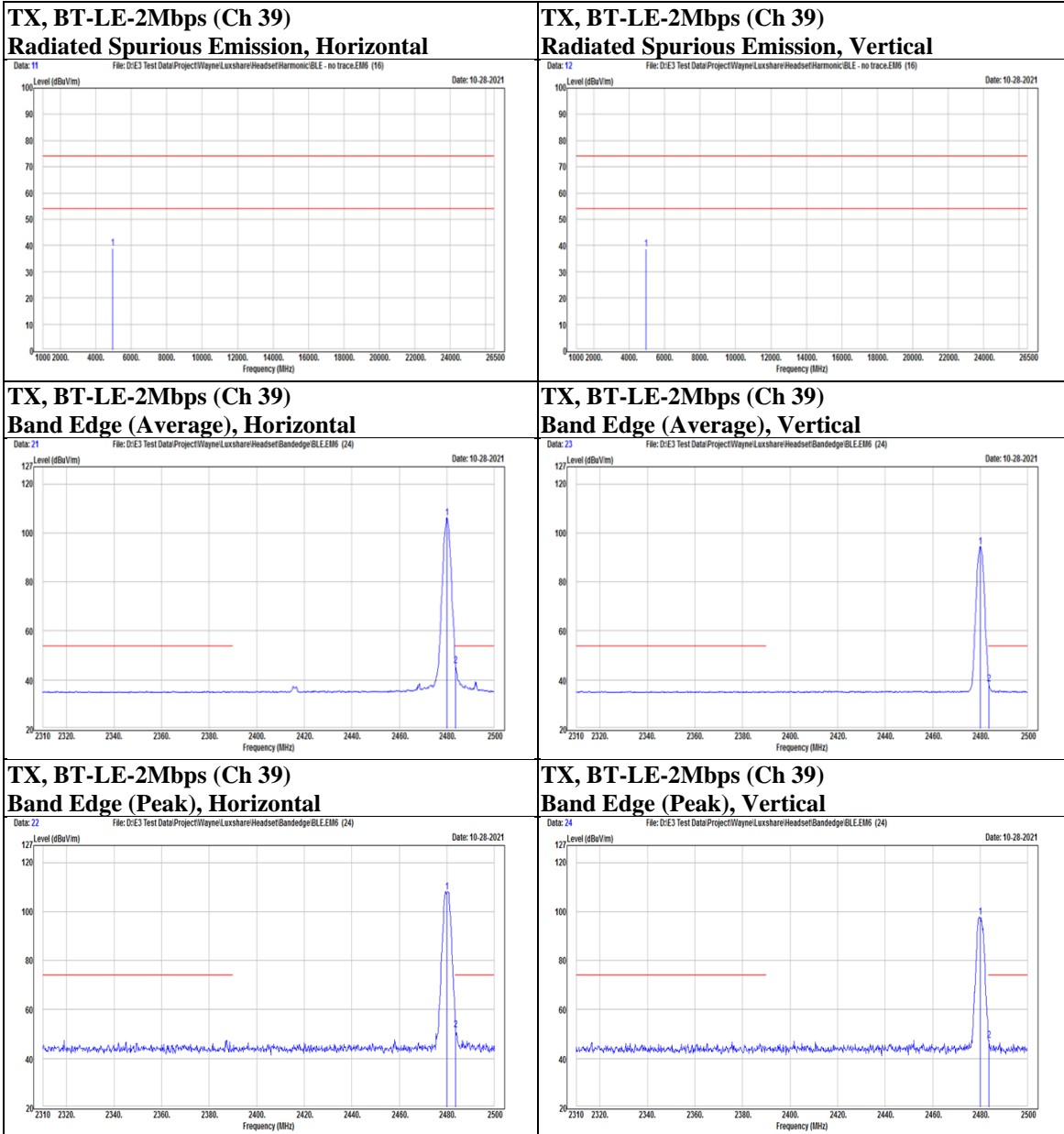
Underwriters Laboratories Taiwan Co., Ltd.

Building B and Building E, No. 372-7, Sec. 4, Zhongxing Rd., Zhudong Township, Hsinchu County, Taiwan

Telephone :+886-2-7737-3000

Facsimile (FAX) :+886-3-583-7948

Doc No: 17-EM-F0876 / 6.0





Below 1 GHz

Mode	BT-LE-1Mbps	Channel	0
------	-------------	---------	---

Polarization	Notation	Frequency	Reading	Correct	Result	Limit	Margin	Remark
		(MHz)	(dBuV)	(dB/m)	(dBuV/m)	(dBuV/m)	(dB)	
Horizontal		39.7	39.26	-11.75	27.51	40	-12.49	PK
		95.96	43.27	-17.06	26.21	43.5	-17.29	PK
		171.62	40.22	-11.6	28.62	43.5	-14.88	PK
		248.25	36.33	-11.89	24.44	46	-21.56	PK
		359.8	36.4	-8.24	28.16	46	-17.84	PK
		659.53	32.13	-1.32	30.81	46	-15.19	PK
Vertical		65.89	39.77	-13.1	26.67	40	-13.33	PK
		104.69	41.22	-15.61	25.61	43.5	-17.89	PK
		138.64	37.78	-12.25	25.53	43.5	-17.97	PK
		173.56	41.16	-11.8	29.36	43.5	-14.14	PK
		359.8	36.51	-8.24	28.27	46	-17.73	PK
		619.76	32.76	-1.88	30.88	46	-15.12	PK

Underwriters Laboratories Taiwan Co., Ltd.

Building B and Building E, No. 372-7, Sec. 4, Zhongxing Rd., Zhudong Township, Hsinchu County, Taiwan

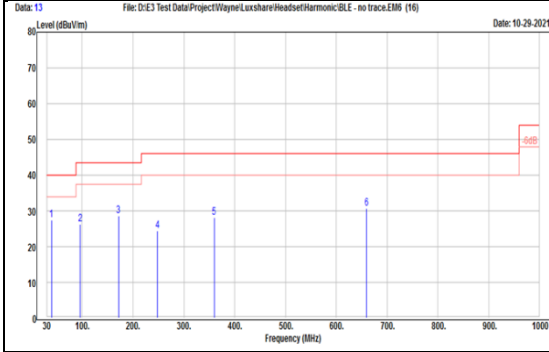
Telephone :+886-2-7737-3000

Facsimile (FAX) :+886-3-583-7948

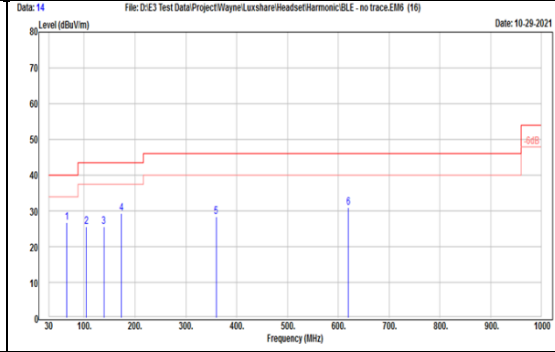
Doc No: 17-EM-F0876 / 6.0



TX, BT-LE-1Mbps (Ch 0)
Radiated Spurious Emission, Horizontal



TX, BT-LE-1Mbps (Ch 0)
Radiated Spurious Emission, Vertical





Test report No. : 4789961480-US-R1-V0
Page : 48 of 55
Issued date : 2021/11/30
FCC ID : 2AYYS-AW920H

Mode	BT-LE-2Mbps	Channel	0
------	-------------	---------	---

Polarization	Notation	Frequency	Reading	Correct	Result	Limit	Margin	Remark
		(MHz)	(dBuV)	(dB/m)	(dBuV/m)	(dBuV/m)	(dB)	
Horizontal		101.78	44.79	-16.11	28.68	43.5	-14.82	PK
		150.28	39.68	-11.46	28.22	43.5	-15.28	PK
		187.14	40.9	-12.9	28	43.5	-15.5	PK
		222.06	40.86	-13.34	27.52	46	-18.48	PK
		359.8	36.02	-8.24	27.78	46	-18.22	PK
		722.58	31.96	0.17	32.13	46	-13.87	PK
Vertical		102.75	42.2	-15.95	26.25	43.5	-17.25	PK
		138.64	38.11	-12.25	25.86	43.5	-17.64	PK
		173.56	39.38	-11.8	27.58	43.5	-15.92	PK
		359.8	37.82	-8.24	29.58	46	-16.42	PK
		491.72	35.44	-4.82	30.62	46	-15.38	PK
		711.91	40.38	-0.05	40.33	46	-5.67	PK

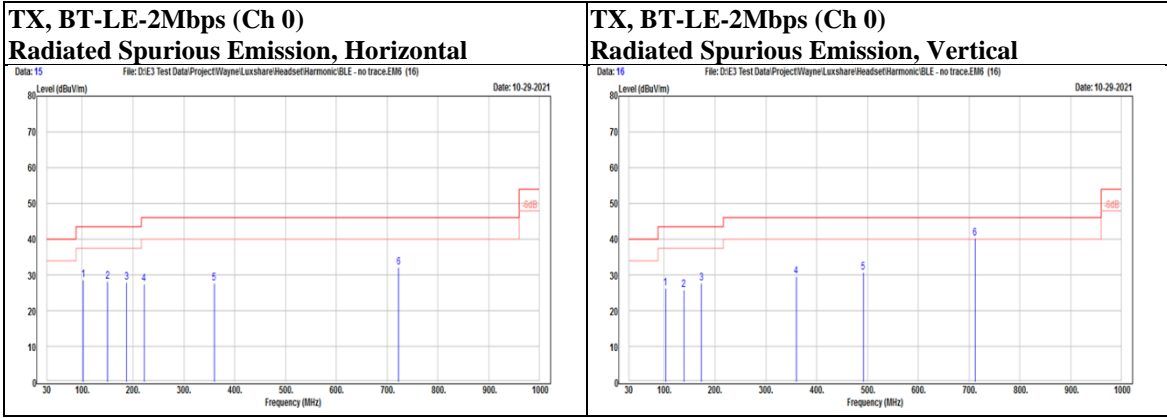
Underwriters Laboratories Taiwan Co., Ltd.

Building B and Building E, No. 372-7, Sec. 4, Zhongxing Rd., Zhudong Township, Hsinchu County, Taiwan

Telephone :+886-2-7737-3000

Facsimile (FAX) :+886-3-583-7948

Doc No: 17-EM-F0876 / 6.0



Underwriters Laboratories Taiwan Co., Ltd.

Building B and Building E, No. 372-7, Sec. 4, Zhongxing Rd., Zhudong Township, Hsinchu County, Taiwan

Telephone :+886-2-7737-3000

Facsimile (FAX) :+886-3-583-7948

Doc No: 17-EM-F0876 / 6.0



9.6. AC Power Line Conducted Emission

Requirements

Frequency (MHz)	Conducted limit (dB μ V)	
	Quasi-peak	Average
0.15 - 0.5	66 - 56	56 - 46
0.50 - 5.0	56	46
5.0 - 30	60	50

Note:

1. The lower limit shall apply at the transition frequencies.
2. The limit decreases in line with the logarithm of the frequency in the range of 0.15 to 0.50MHz.

Test Procedures

- a. The EUT was placed 0.4 meters from the conducting wall of the shielded room with EUT being connected to the power mains through a line impedance stabilization network (LISN). Other support units were connected to the power mains through another LISN. The two LISNs provide 50 ohm/ 50uH of coupling impedance for the measuring instrument.
- b. Both lines of the power mains connected to the EUT were checked for maximum conducted interference.
- c. The frequency range from 150kHz to 30MHz was searched. Emission levels under (Limit - 20dB) was not recorded.

NOTE:

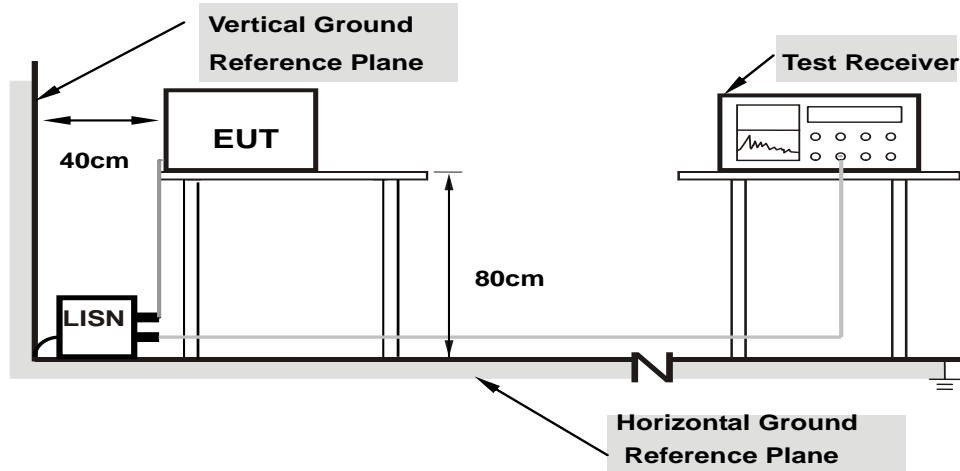
1. The resolution bandwidth and video bandwidth of test receiver is 9kHz for quasi-peak detection (QP) and average detection (AV) at frequency 0.15MHz-30MHz.
2. All modes of operation were investigated (includes all external accessories) and the worst-case emissions are reported, the other emission levels were low against the limit.
3. Test data of Result value (dBuV) = Reading value (dBuV) + Correction Factor (dB).
4. Test data of Margin(dB) = Result value (dBuV) - Limit value (dBuV).
5. Test data of Correction Factor (dB) = Insertion loss(dB) + Cable loss(dB).

Underwriters Laboratories Taiwan Co., Ltd.

Building B and Building E, No. 372-7, Sec. 4, Zhongxing Rd., Zhudong Township, Hsinchu County, Taiwan
Telephone :+886-2-7737-3000
Facsimile (FAX) :+886-3-583-7948



Test Setup



Note: 1.Support units were connected to second LISN.

For the actual test configuration, please refer to the Setup Configurations.

Underwriters Laboratories Taiwan Co., Ltd.

Building B and Building E, No. 372-7, Sec. 4, Zhongxing Rd., Zhudong Township, Hsinchu County, Taiwan

Telephone :+886-2-7737-3000

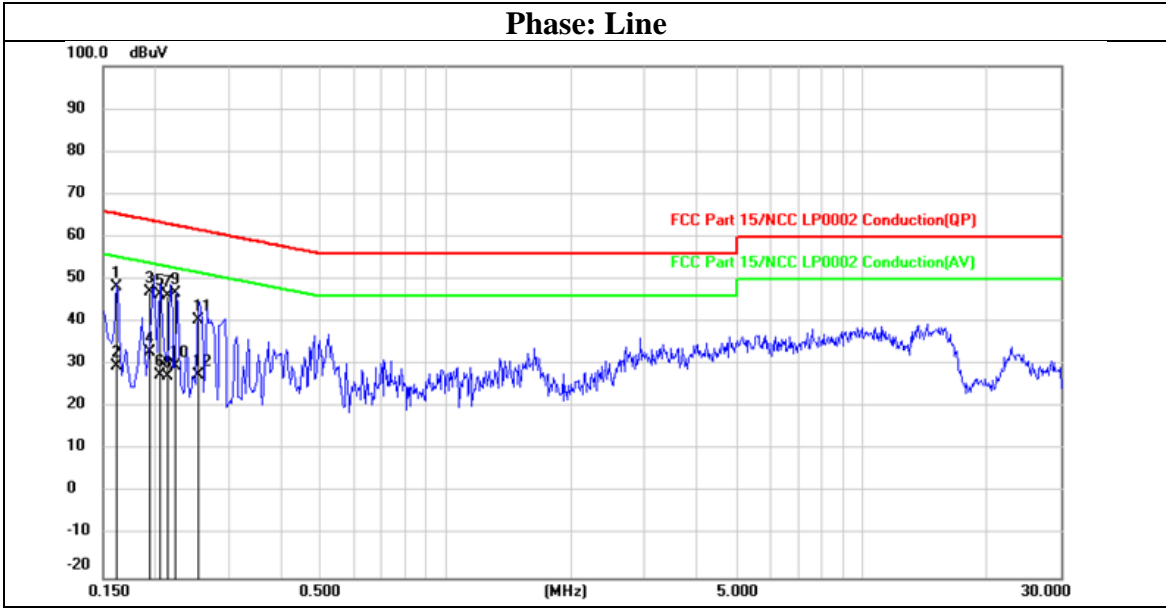
Facsimile (FAX) :+886-3-583-7948

Doc No: 17-EM-F0876 / 6.0



Test Data

Mode	BLE1M_TX2402	Channel	0
------	--------------	---------	---



No.	Frequency (MHz)	Reading (dBuV)	Correct (dB)	Result (dBuV)	Limit (dBuV)	Margin (dB)	Remark
1	0.1606	28.84	19.49	48.33	65.43	-17.10	QP
2	0.1606	10.21	19.49	29.70	55.43	-25.73	AVG
3	0.1939	27.52	19.49	47.01	63.87	-16.86	QP
4	0.1939	13.57	19.49	33.06	53.87	-20.81	AVG
5	0.2060	26.92	19.49	46.41	63.37	-16.96	QP
6	0.2060	7.94	19.49	27.43	53.37	-25.94	AVG
7	0.2139	26.76	19.49	46.25	63.05	-16.80	QP
8	0.2139	7.91	19.49	27.40	53.05	-25.65	AVG
9	0.2226	27.11	19.49	46.60	62.72	-16.12	QP
10	0.2226	10.12	19.49	29.61	52.72	-23.11	AVG
11	0.2538	20.82	19.49	40.31	61.63	-21.32	QP
12	0.2538	7.94	19.49	27.43	51.63	-24.20	AVG

Underwriters Laboratories Taiwan Co., Ltd.

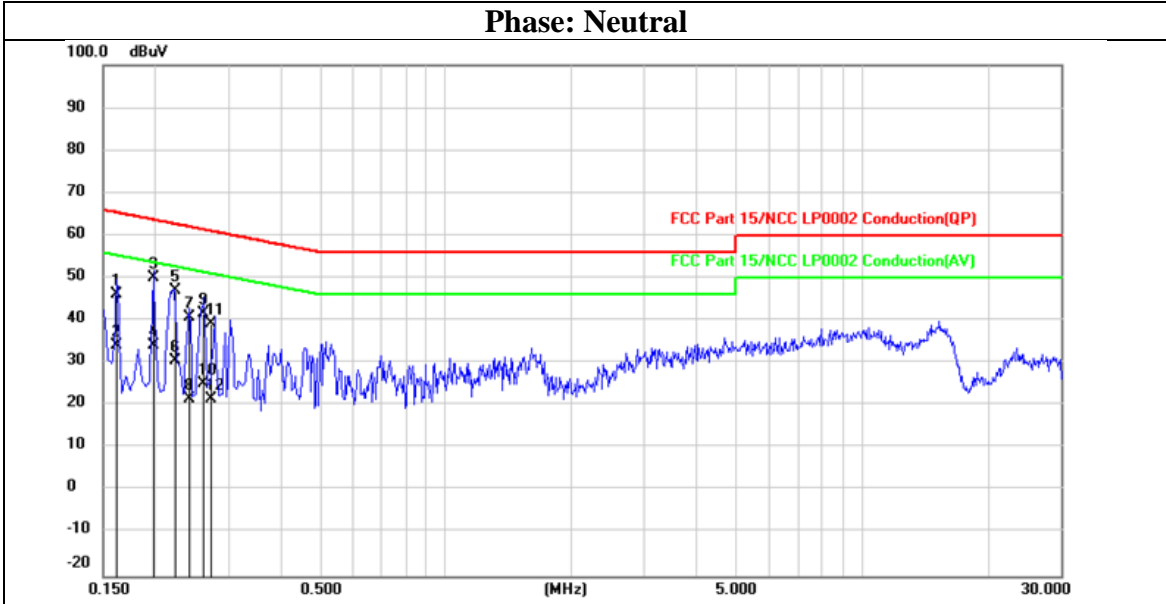
Building B and Building E, No. 372-7, Sec. 4, Zhongxing Rd., Zhudong Township, Hsinchu County, Taiwan

Telephone :+886-2-7737-3000

Facsimile (FAX) :+886-3-583-7948



Mode BLE1M_TX2402 Channel 0



No.	Frequency (MHz)	Reading (dBuV)	Correct (dB)	Result (dBuV)	Limit (dBuV)	Margin (dB)	Remark
1	0.1620	26.64	19.49	46.13	65.36	-19.23	QP
2	0.1620	14.61	19.49	34.10	55.36	-21.26	AVG
3	0.1979	30.58	19.49	50.07	63.70	-13.63	QP
4	0.1979	14.60	19.49	34.09	53.70	-19.61	AVG
5	0.2234	27.48	19.49	46.97	62.69	-15.72	QP
6	0.2234	11.03	19.49	30.52	52.69	-22.17	AVG
7	0.2420	21.35	19.49	40.84	62.03	-21.19	QP
8	0.2420	2.03	19.49	21.52	52.03	-30.51	AVG
9	0.2610	22.04	19.49	41.53	61.40	-19.87	QP
10	0.2610	5.71	19.49	25.20	51.40	-26.20	AVG
11	0.2733	19.70	19.49	39.19	61.02	-21.83	QP
12	0.2733	2.19	19.49	21.68	51.02	-29.34	AVG

Underwriters Laboratories Taiwan Co., Ltd.

Building B and Building E, No. 372-7, Sec. 4, Zhongxing Rd., Zhudong Township, Hsinchu County, Taiwan

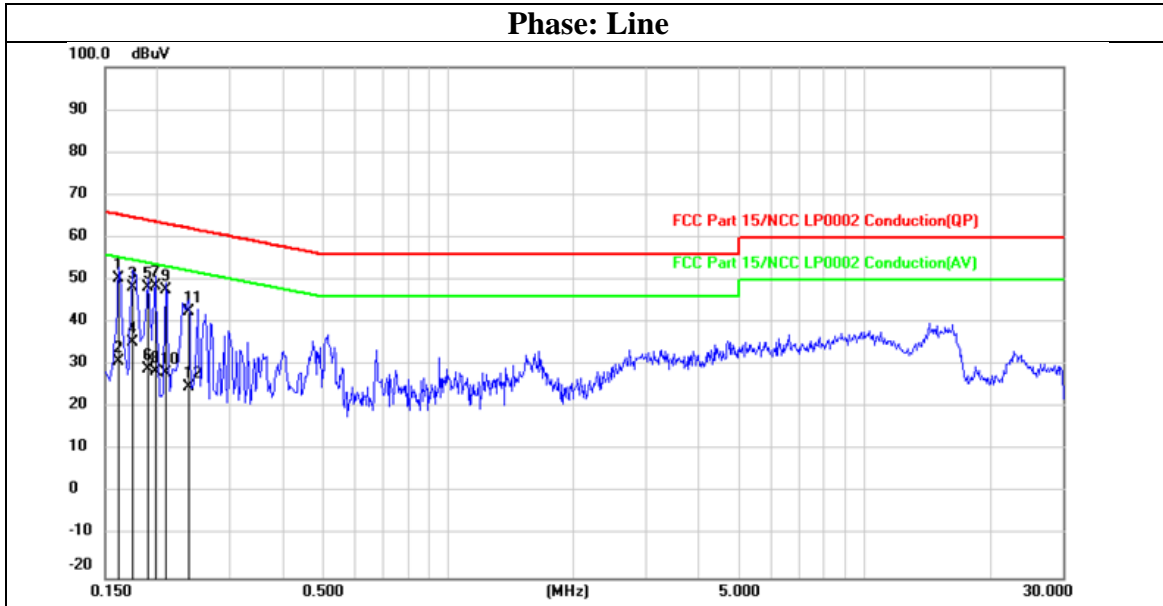
Telephone :+886-2-7737-3000

Facsimile (FAX) :+886-3-583-7948

Doc No: 17-EM-F0876 / 6.0



Mode BLE2M_TX2402 Channel 0



No.	Frequency (MHz)	Reading (dBuV)	Correct (dB)	Result (dBuV)	Limit (dBuV)	Margin (dB)	Remark
1	0.1620	30.97	19.49	50.46	65.36	-14.90	QP
2	0.1620	11.47	19.49	30.96	55.36	-24.40	AVG
3	0.1740	28.77	19.49	48.26	64.77	-16.51	QP
4	0.1740	15.88	19.49	35.37	54.77	-19.40	AVG
5	0.1906	28.63	19.49	48.12	64.01	-15.89	QP
6	0.1906	9.62	19.49	29.11	54.01	-24.90	AVG
7	0.1980	29.01	19.49	48.50	63.69	-15.19	QP
8	0.1980	8.88	19.49	28.37	53.69	-25.32	AVG
9	0.2100	28.25	19.49	47.74	63.21	-15.47	QP
10	0.2100	8.62	19.49	28.11	53.21	-25.10	AVG
11	0.2380	23.13	19.49	42.62	62.17	-19.55	QP
12	0.2380	5.46	19.49	24.95	52.17	-27.22	AVG

Underwriters Laboratories Taiwan Co., Ltd.

Building B and Building E, No. 372-7, Sec. 4, Zhongxing Rd., Zhudong Township, Hsinchu County, Taiwan

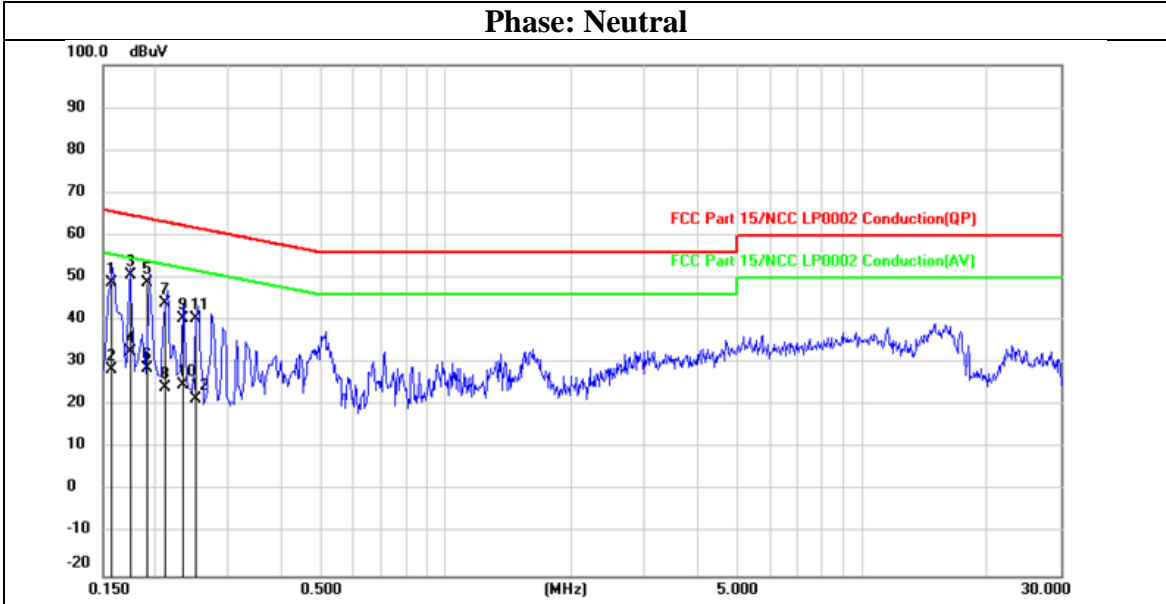
Telephone :+886-2-7737-3000

Facsimile (FAX) :+886-3-583-7948

Doc No: 17-EM-F0876 / 6.0



Mode **BLE2M_TX2402** Channel **0**



No.	Frequency (MHz)	Reading (dBuV)	Correct (dB)	Result (dBuV)	Limit (dBuV)	Margin (dB)	Remark
1	0.1570	29.24	19.49	48.73	65.62	-16.89	QP
2	0.1570	9.11	19.49	28.60	55.62	-27.02	AVG
3	0.1733	31.31	19.49	50.80	64.80	-14.00	QP
4	0.1733	13.31	19.49	32.80	54.80	-22.00	AVG
5	0.1910	29.34	19.49	48.83	63.99	-15.16	QP
6	0.1910	9.32	19.49	28.81	53.99	-25.18	AVG
7	0.2111	24.58	19.49	44.07	63.16	-19.09	QP
8	0.2111	4.77	19.49	24.26	53.16	-28.90	AVG
9	0.2321	20.91	19.49	40.40	62.37	-21.97	QP
10	0.2321	5.49	19.49	24.98	52.37	-27.39	AVG
11	0.2502	21.10	19.49	40.59	61.75	-21.16	QP
12	0.2502	2.05	19.49	21.54	51.75	-30.21	AVG

END OF REPORT

Underwriters Laboratories Taiwan Co., Ltd.

Building B and Building E, No. 372-7, Sec. 4, Zhongxing Rd., Zhudong Township, Hsinchu County, Taiwan

Telephone :+886-2-7737-3000

Facsimile (FAX) :+886-3-583-7948

Doc No: 17-EM-F0876 / 6.0