

Annex D

1-0437/20-01-05_AnnexD

Setup photos of the Equipment Under Test

This addendum is electronically signed and valid without handwritten signature.
For verification of the electronic signatures, the public keys can be requested at the testing laboratory.

Document authorized:

Andreas Kurzkurt
Testing Manager
Radio Communications & EMC

Photos



Photo 1: RSE>1GHz / DUT with internal antenna




Photo 2: RSE>1GHz / DUT with internal antenna



Photo 3: RSE>1GHz / DUT with internal antenna



Photo 4: RSE>1GHz / DUT with internal antenna



Photo 5: RSE>1GHz / DUT with internal antenna




Photo 6: RSE>1GHz / DUT with external antenna



Photo 7: RSE>1GHz / DUT with external antenna



Photo 8: RSE>1GHz / DUT with external antenna



Photo 9: RSE>1GHz / DUT with external antenna



Photo 10: RSE>1GHz / DUT with external antenna




Photo 11: RSE<1GHz / DUT with internal antenna




Photo 12: RSE<1GHz / DUT with internal antenna




Photo 13: AC conducted / DUT with external antenna



Photo 14: Power supply for AC conducted measurements

Document history

Version	Applied changes	Date of release
	initial release	2020-12-09

- END OF DOCUMENT -
