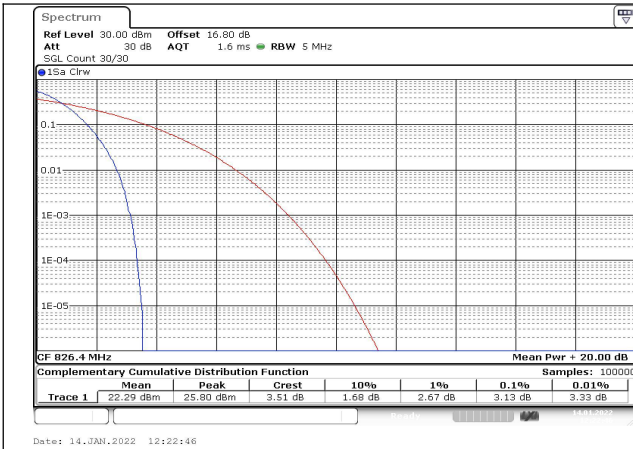


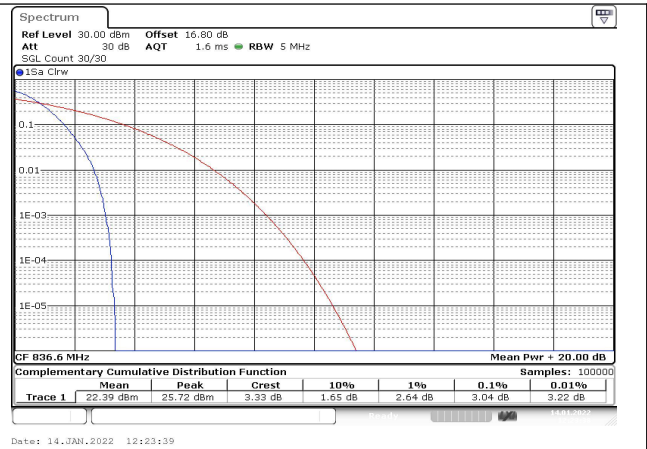
7. Peak-Average Ratio

WCDMA band V

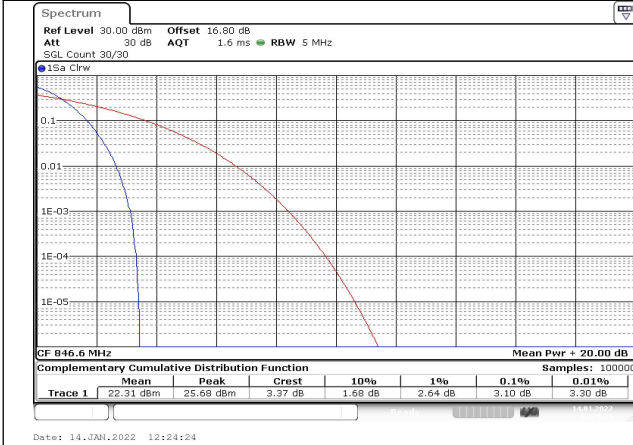
Test Mode: Release 99



Channel 4132

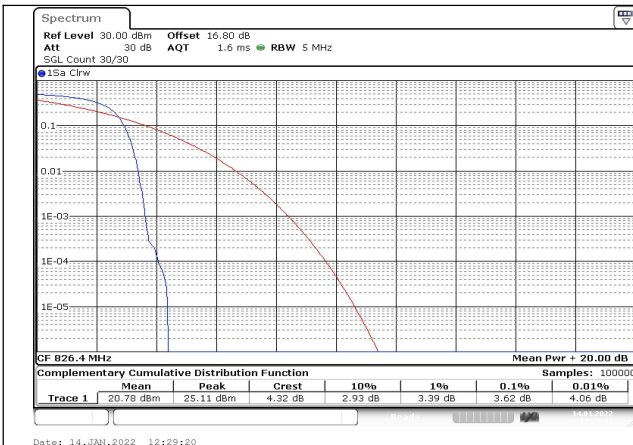


Channel 4183

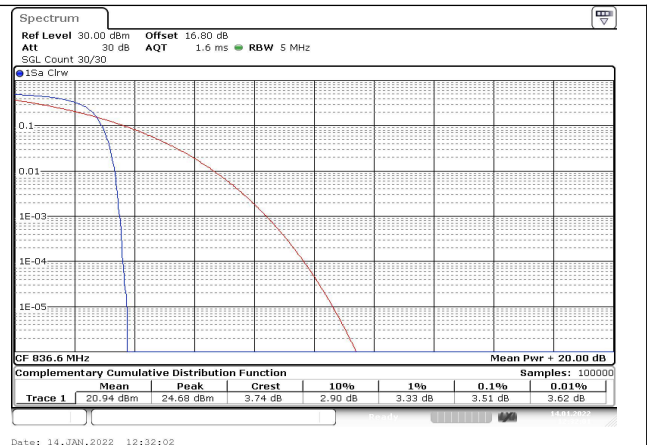


Channel 4233

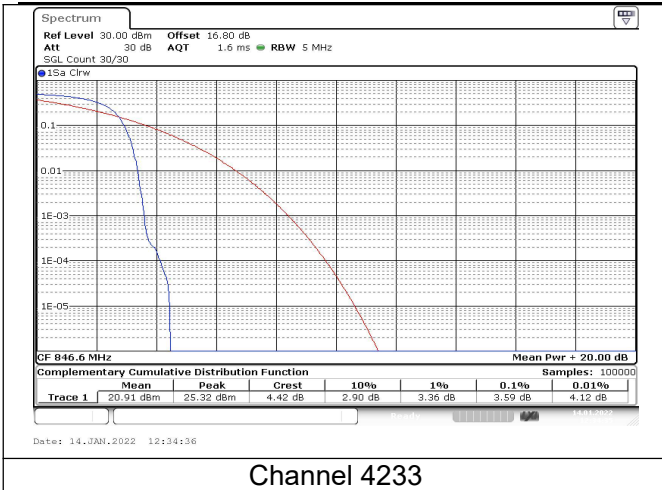
Test Mode: HSDPA



Channel 4132

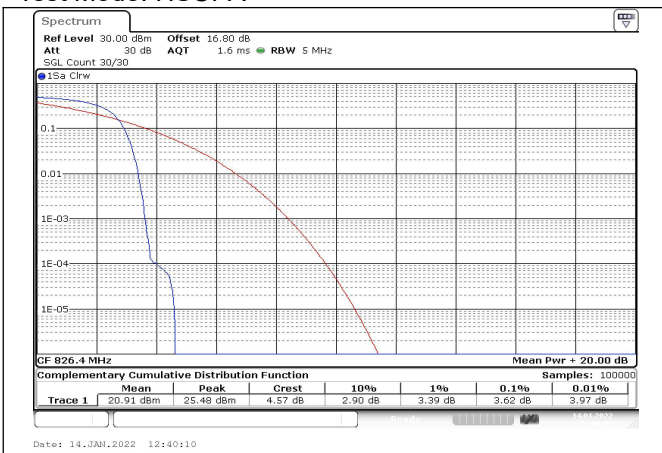


Channel 4183

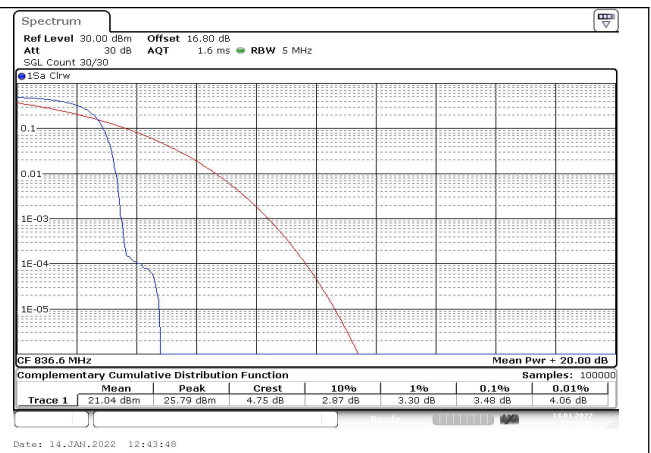


Channel 4233

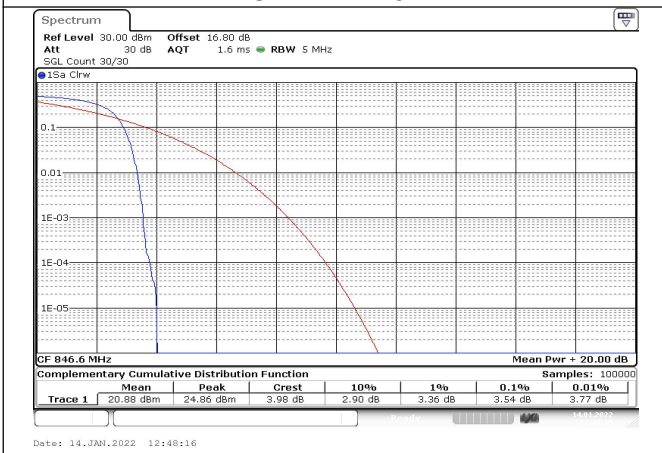
Test Mode: HSUPA



Channel 4132



Channel 4183



Channel 4233

8. Effective Radiated Power and Effective Isotropic Radiated Power

WCDMA band V

Mode		Carrier frequency (MHz)	Channel No.	Conducted Power (dBm)	ERP/EIRP (dBm)	ERP/EIRP (W)
Release 99	RMC,12.2kps	826.4	4132	23.12	20.77	0.119
Release 99	RMC,12.2kps	836.6	4183	23.36	21.01	0.126
Release 99	RMC,12.2kps	846.6	4233	23.31	20.96	0.125

Mode		Carrier frequency (MHz)	Channel No.	Conducted Power (dBm)	ERP/EIRP (dBm)	ERP/EIRP (W)
HSDPA	Subtest1	826.4	4132	22.22	19.87	0.097
HSDPA	Subtest1	836.6	4183	22.4	20.05	0.101
HSDPA	Subtest1	846.6	4233	22.29	19.94	0.099
HSDPA	Subtest2	826.4	4132	22.2	19.85	0.097
HSDPA	Subtest2	836.6	4183	22.41	20.06	0.101
HSDPA	Subtest2	846.6	4233	22.3	19.95	0.099
HSDPA	Subtest3	826.4	4132	21.69	19.34	0.086
HSDPA	Subtest3	836.6	4183	21.69	19.34	0.086
HSDPA	Subtest3	846.6	4233	21.73	19.38	0.087
HSDPA	Subtest4	826.4	4132	21.68	19.33	0.086
HSDPA	Subtest4	836.6	4183	21.85	19.50	0.089
HSDPA	Subtest4	846.6	4233	21.73	19.38	0.087

Mode		Carrier frequency (MHz)	Channel No.	Conducted Power (dBm)	ERP/EIRP (dBm)	ERP/EIRP (W)
HSUPA	Subtest1	826.4	4132	22.18	19.83	0.096
HSUPA	Subtest1	836.6	4183	22.4	20.05	0.101
HSUPA	Subtest1	846.6	4233	22.33	19.98	0.100
HSUPA	Subtest2	826.4	4132	22.25	19.90	0.098
HSUPA	Subtest2	836.6	4183	22.4	20.05	0.101
HSUPA	Subtest2	846.6	4233	22.29	19.94	0.099
HSUPA	Subtest3	826.4	4132	21.76	19.41	0.087
HSUPA	Subtest3	836.6	4183	21.82	19.47	0.089
HSUPA	Subtest3	846.6	4233	21.8	19.45	0.088
HSUPA	Subtest4	826.4	4132	22.24	19.89	0.097
HSUPA	Subtest4	836.6	4183	22.41	20.06	0.101
HSUPA	Subtest4	846.6	4233	22.38	20.03	0.101
HSUPA	Subtest5	826.4	4132	21.73	19.38	0.087
HSUPA	Subtest5	836.6	4183	21.9	19.55	0.090
HSUPA	Subtest5	846.6	4233	21.77	19.42	0.087

APPENDIX B – TEST DATA OF RADIATED EMISSION

Radiated Spurious Emissions

Note: The worst channel results are reflected in the report.

Note: The scanned graph represents the maximum of both horizontal and vertical polarizations and is not a single horizontal or vertical polarization scan.

WCDMA band V

Test result:

WCDMA Mode:

Channel 4183

Frequency (MHz)	Power (dBm)	Limited (dBm)	Polarization
3349.218750	-57.27	-13	Vertical
4187.343750	-59.11	-13	Vertical
4875.000000	-60.98	-13	Vertical
6447.187500	-58.16	-13	Vertical
8593.593750	-55.18	-13	Vertical
11112.656250	-55.84	-13	Vertical

---The end of the test report---