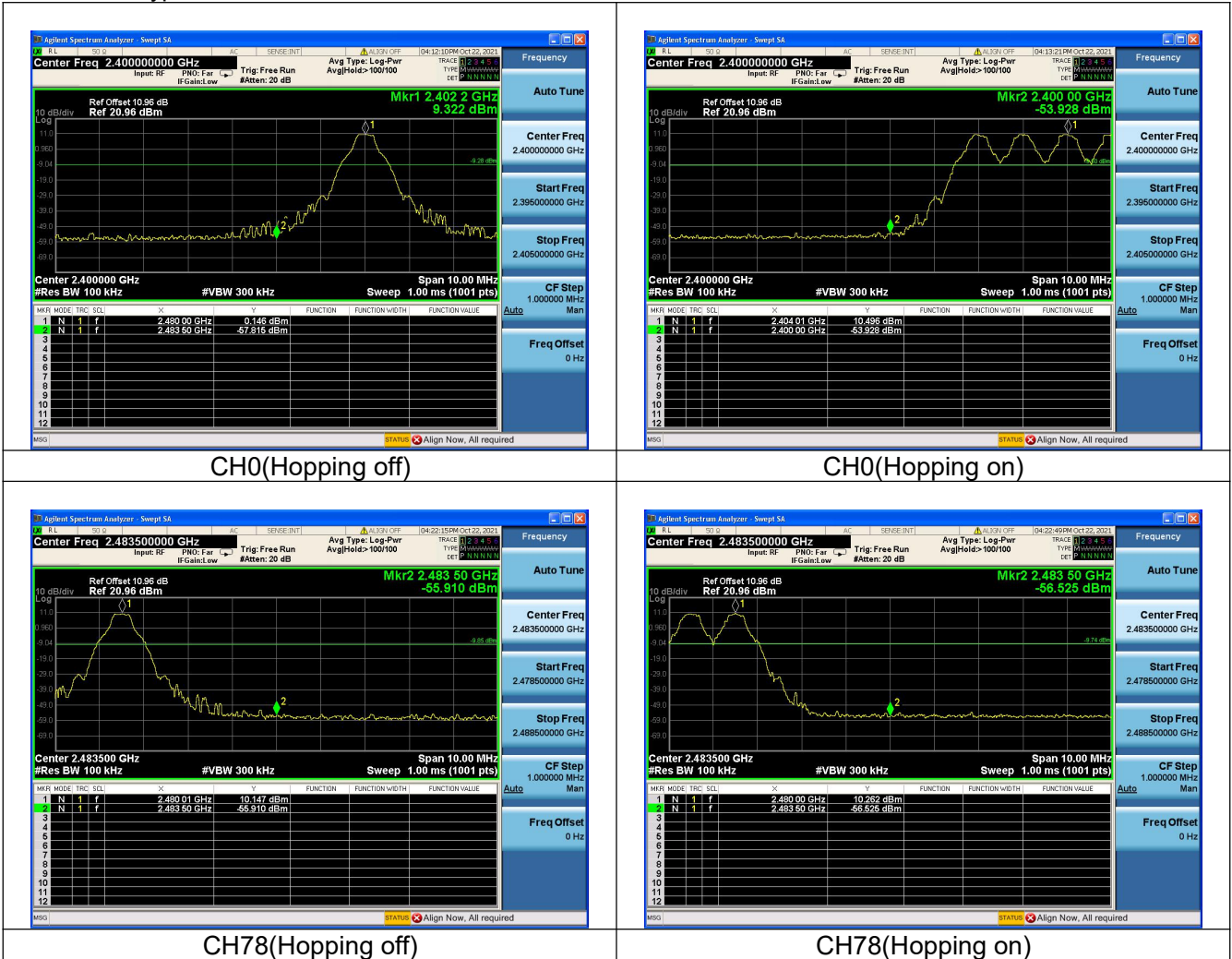
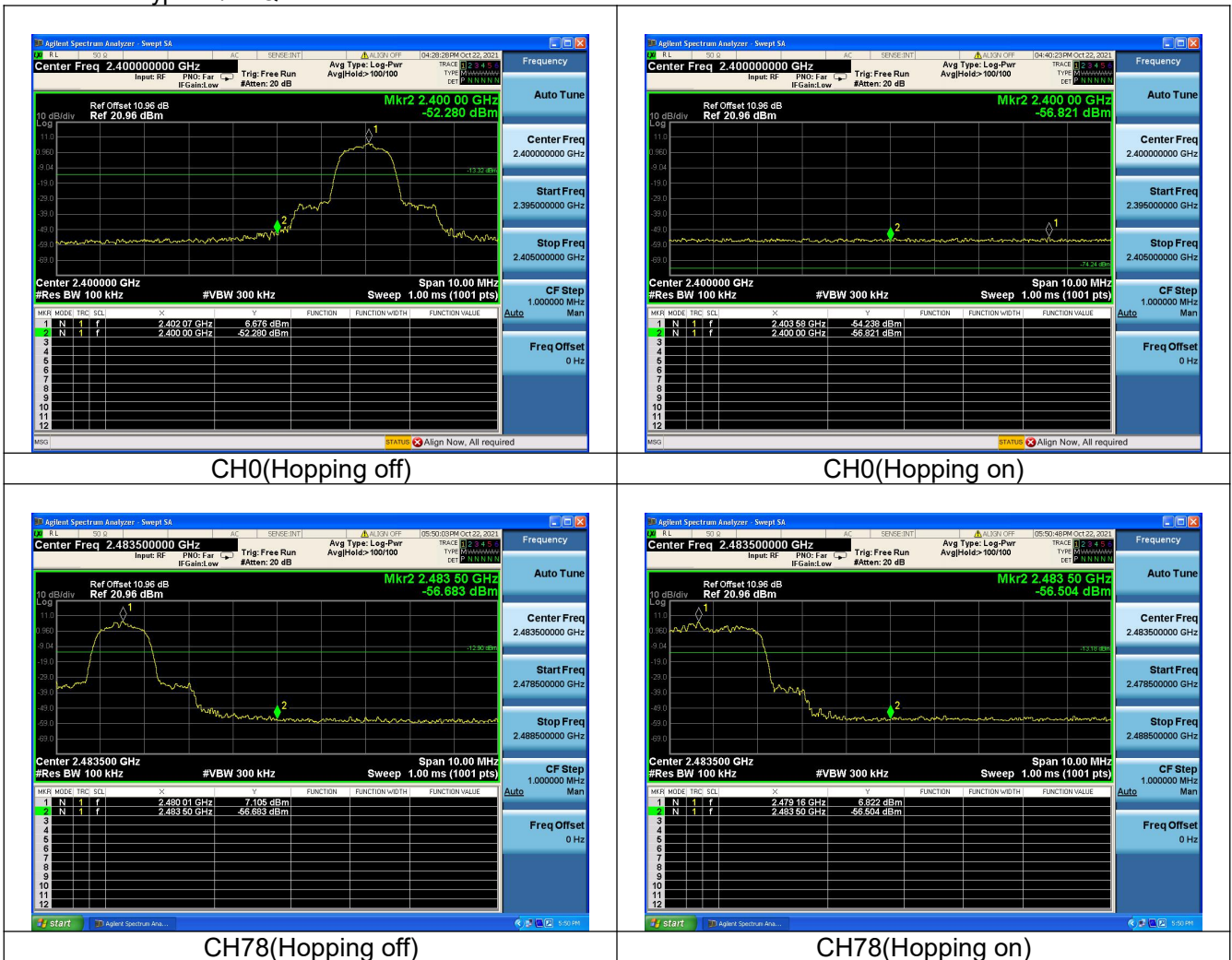


7 Band Edge measurement
Modulation type:GFSK



Modulation type: $\pi/4$ DQPSK



Modulation type: 8DPSK



APPENDIX B – TEST DATA OF RADIATED EMISSION

Radiated Emission Band Edge

The worst case attitude: The mobile lay down.

The measurement results are obtained as described below:

Measure Level = Reading Level + cable loss + antenna factor

Sample calculation: (70.54 dBuV/m) = (36.54 dBμV) + (8.90 dB) + (25.10 dB), the corresponding frequency is 2402MHz.

No	Frequency (MHz)	Measure Level (dBuV/m)	Reading Level (dBuV)	Over Limit (dB)	Limit (dBuV/m)	cable loss (dB)	antenna factor (dB)
1	2402	70.54	36.54	N/A	N/A	8.90	25.10

Carrier frequency (MHz): 2402

Channel No.:0

Test Mode: GFSK

Polarity: Vertical

Detector: Peak

No	Frequency (MHz)	Measure Level (dBuV/m)	Reading Level (dBuV)	Over Limit (dB)	Limit (dBuV/m)	cable loss (dB)	antenna factor (dB)
1	2402	106.94	72.94	N/A	N/A	8.90	25.10
2	2390	30.25	-3.75	-43.75	74.00	8.90	25.10

Carrier frequency (MHz): 2402

Channel No.:0

Test Mode: GFSK

Polarity: Horizontal

Detector: Peak

No	Frequency (MHz)	Measure Level (dBuV/m)	Reading Level (dBuV)	Over Limit (dB)	Limit (dBuV/m)	cable loss (dB)	antenna factor (dB)
1	2402	104.89	70.89	N/A	N/A	8.90	25.10
2	2390	30.39	-3.61	-43.61	74.00	8.90	25.10

Carrier frequency (MHz): 2402

Channel No.:0

Test Mode: GFSK

Polarity: Vertical

Detector: Average

No	Frequency (MHz)	Measure Level (dBuV/m)	Reading Level (dBuV)	Over Limit (dB)	Limit (dBuV/m)	cable loss (dB)	antenna factor (dB)
1	2402	103.38	69.38	N/A	N/A	8.90	25.10
2	2390	23.06	-10.94	-30.94	54.00	8.90	25.10

Carrier frequency (MHz): 2402

Channel No.:0
Test Mode: GFSK
Polarity: Horizontal
Detector: Average

No	Frequency (MHz)	Measure Level (dBuV/m)	Reading Level (dBuV)	Over Limit (dB)	Limit (dBuV/m)	cable loss (dB)	antenna factor (dB)
1	2402	100.42	66.42	N/A	N/A	8.90	25.10
2	2390	23.71	-10.29	-30.29	54.00	8.90	25.10

Carrier frequency (MHz): 2480
Channel No.:78
Test Mode: GFSK
Polarity: Vertical
Detector: Peak

No	Frequency (MHz)	Measure Level (dBuV/m)	Reading Level (dBuV)	Over Limit (dB)	Limit (dBuV/m)	cable loss (dB)	antenna factor (dB)
1	2480	105.35	71.35	N/A	N/A	8.90	25.10
2	2483.5	29.71	-4.29	-44.29	74.00	8.90	25.10

Carrier frequency (MHz): 2480
Channel No.:78
Test Mode: GFSK
Polarity: Horizontal
Detector: Peak

No	Frequency (MHz)	Measure Level (dBuV/m)	Reading Level (dBuV)	Over Limit (dB)	Limit (dBuV/m)	cable loss (dB)	antenna factor (dB)
1	2480	102.79	68.79	N/A	N/A	8.90	25.10
2	2483.5	29.72	-4.28	-44.28	74.00	8.90	25.10

Carrier frequency (MHz): 2480
Channel No.:78
Test Mode: GFSK
Polarity: Vertical
Detector: Average

No	Frequency (MHz)	Measure Level (dBuV/m)	Reading Level (dBuV)	Over Limit (dB)	Limit (dBuV/m)	cable loss (dB)	antenna factor (dB)
1	2480	104.36	70.36	N/A	N/A	8.90	25.10
2	2483.5	23.25	-10.75	-30.75	54.00	8.90	25.10

Carrier frequency (MHz): 2480
Channel No.:78
Test Mode: GFSK
Polarity: Horizontal
Detector: Average

No	Frequency (MHz)	Measure Level (dBuV/m)	Reading Level (dBuV)	Over Limit (dB)	Limit (dBuV/m)	cable loss (dB)	antenna factor (dB)
1	2480	102.05	68.05	N/A	N/A	8.90	25.10
2	2483.5	23.84	-10.16	-30.16	54.00	8.90	25.10

Carrier frequency (MHz): 2402
Channel No.:0
Test Mode: $\pi/4$ DQPSK
Polarity: Vertical
Detector: Peak

No	Frequency (MHz)	Measure Level (dBuV/m)	Reading Level (dBuV)	Over Limit (dB)	Limit (dBuV/m)	cable loss (dB)	antenna factor (dB)
1	2402	106.21	72.21	N/A	N/A	8.90	25.10
2	2390	30.17	-3.83	-43.83	74.00	8.90	25.10

Carrier frequency (MHz): 2402
Channel No.:0
Test Mode: $\pi/4$ DQPSK
Polarity: Horizontal
Detector: Peak

No	Frequency (MHz)	Measure Level (dBuV/m)	Reading Level (dBuV)	Over Limit (dB)	Limit (dBuV/m)	cable loss (dB)	antenna factor (dB)
1	2402	103.96	69.96	N/A	N/A	8.90	25.10
2	2390	30.56	-3.44	-43.44	74.00	8.90	25.10

Carrier frequency (MHz): 2402
Channel No.:0
Test Mode: $\pi/4$ DQPSK
Polarity: Vertical
Detector: Average

No	Frequency (MHz)	Measure Level (dBuV/m)	Reading Level (dBuV)	Over Limit (dB)	Limit (dBuV/m)	cable loss (dB)	antenna factor (dB)
1	2402	103.73	69.73	N/A	N/A	8.90	25.10
2	2390	22.46	-11.54	-31.54	54.00	8.90	25.10

Carrier frequency (MHz): 2402
Channel No.:0
Test Mode: $\pi/4$ DQPSK
Polarity: Horizontal
Detector: Average

No	Frequency (MHz)	Measure Level (dBuV/m)	Reading Level (dBuV)	Over Limit (dB)	Limit (dBuV/m)	cable loss (dB)	antenna factor (dB)
1	2402	100.88	66.88	N/A	N/A	8.90	25.10

2	2390	22.06	-11.94	-31.94	54.00	8.90	25.10
---	------	-------	--------	--------	-------	------	-------

Carrier frequency (MHz): 2480
Channel No.:78
Test Mode: $\pi/4$ DQPSK
Polarity: Vertical
Detector: Peak

No	Frequency (MHz)	Measure Level (dBuV/m)	Reading Level (dBuV)	Over Limit (dB)	Limit (dBuV/m)	cable loss (dB)	antenna factor (dB)
1	2480	105.75	71.75	N/A	N/A	8.90	25.10
2	2483.5	29.75	-4.25	-44.25	74.00	8.90	25.10

Carrier frequency (MHz): 2480
Channel No.:78
Test Mode: $\pi/4$ DQPSK
Polarity: Horizontal
Detector: Peak

No	Frequency (MHz)	Measure Level (dBuV/m)	Reading Level (dBuV)	Over Limit (dB)	Limit (dBuV/m)	cable loss (dB)	antenna factor (dB)
1	2480	102.84	68.84	N/A	N/A	8.90	25.10
2	2483.5	30.68	-3.32	-43.32	74.00	8.90	25.10

Carrier frequency (MHz): 2480
Channel No.:78
Test Mode: $\pi/4$ DQPSK
Polarity: Vertical
Detector: Average

No	Frequency (MHz)	Measure Level (dBuV/m)	Reading Level (dBuV)	Over Limit (dB)	Limit (dBuV/m)	cable loss (dB)	antenna factor (dB)
1	2480	103.39	69.39	N/A	N/A	8.90	25.10
2	2483.5	22.73	-11.27	-31.27	54.00	8.90	25.10

Carrier frequency (MHz): 2480
Channel No.:78
Test Mode: $\pi/4$ DQPSK
Polarity: Horizontal
Detector: Average

No	Frequency (MHz)	Measure Level (dBuV/m)	Reading Level (dBuV)	Over Limit (dB)	Limit (dBuV/m)	cable loss (dB)	antenna factor (dB)
1	2480	101.04	67.04	N/A	N/A	8.90	25.10
2	2483.5	22.30	-11.70	-31.70	54.00	8.90	25.10

Carrier frequency (MHz): 2402
Channel No.:0

Test Mode: 8DPSK
Polarity: Vertical
Detector: Peak

No	Frequency (MHz)	Measure Level (dBuV/m)	Reading Level (dBuV)	Over Limit (dB)	Limit (dBuV/m)	cable loss (dB)	antenna factor (dB)
1	2402	106.75	72.75	N/A	N/A	8.90	25.10
2	2390	30.23	-3.77	-43.77	74.00	8.90	25.10

Carrier frequency (MHz): 2402
Channel No.:0
Test Mode: 8DPSK
Polarity: Horizontal
Detector: Peak

No	Frequency (MHz)	Measure Level (dBuV/m)	Reading Level (dBuV)	Over Limit (dB)	Limit (dBuV/m)	cable loss (dB)	antenna factor (dB)
1	2402	104.47	70.47	N/A	N/A	8.90	25.10
2	2390	29.78	-4.22	-44.22	74.00	8.90	25.10

Carrier frequency (MHz): 2402
Channel No.:0
Test Mode: 8DPSK
Polarity: Vertical
Detector: Average

No	Frequency (MHz)	Measure Level (dBuV/m)	Reading Level (dBuV)	Over Limit (dB)	Limit (dBuV/m)	cable loss (dB)	antenna factor (dB)
1	2402	105.02	71.02	N/A	N/A	8.90	25.10
2	2390	22.37	-11.63	-31.63	54.00	8.90	25.10

Carrier frequency (MHz): 2402
Channel No.:0
Test Mode: 8DPSK
Polarity: Horizontal
Detector: Average

No	Frequency (MHz)	Measure Level (dBuV/m)	Reading Level (dBuV)	Over Limit (dB)	Limit (dBuV/m)	cable loss (dB)	antenna factor (dB)
1	2402	102.63	68.63	N/A	N/A	8.90	25.10
2	2390	21.63	-12.37	-32.37	54.00	8.90	25.10

Carrier frequency (MHz): 2480
Channel No.:78
Test Mode: 8DPSK
Polarity: Vertical
Detector: Peak

No	Frequency (MHz)	Measure Level (dBuV/m)	Reading Level (dBuV)	Over Limit (dB)	Limit (dBuV/m)	cable loss (dB)	antenna factor (dB)
1	2480	105.44	71.44	N/A	N/A	8.90	25.10
2	2483.5	29.55	-4.45	-44.45	74.00	8.90	25.10

Carrier frequency (MHz): 2480
Channel No.:78
Test Mode: 8DPSK
Polarity: Horizontal
Detector: Peak

No	Frequency (MHz)	Measure Level (dBuV/m)	Reading Level (dBuV)	Over Limit (dB)	Limit (dBuV/m)	cable loss (dB)	antenna factor (dB)
1	2480	103.03	69.03	N/A	N/A	8.90	25.10
2	2483.5	30.53	-3.47	-43.47	74.00	8.90	25.10

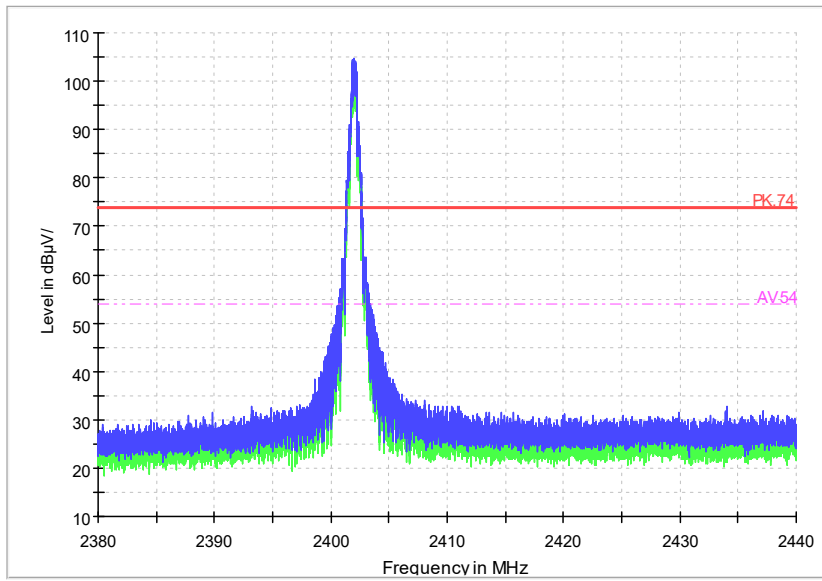
Carrier frequency (MHz): 2480
Channel No.:78
Test Mode: 8DPSK
Polarity: Vertical
Detector: Average

No	Frequency (MHz)	Measure Level (dBuV/m)	Reading Level (dBuV)	Over Limit (dB)	Limit (dBuV/m)	cable loss (dB)	antenna factor (dB)
1	2480	104.58	70.58	N/A	N/A	8.90	25.10
2	2483.5	23.83	-10.17	-30.17	54.00	8.90	25.10

Carrier frequency (MHz): 2480
Channel No.:78
Test Mode: 8DPSK
Polarity: Horizontal
Detector: Average

No	Frequency (MHz)	Measure Level (dBuV/m)	Reading Level (dBuV)	Over Limit (dB)	Limit (dBuV/m)	cable loss (dB)	antenna factor (dB)
1	2480	101.61	67.61	N/A	N/A	8.90	25.10
2	2483.5	23.28	-10.72	-30.72	54.00	8.90	25.10

03C_LJ_FCC_1-3-RBW100kHz



Sample Calculations

Determining Spurious Emissions Levels

A “reference path loss” is established and the A_{Rpl} is the attenuation of “reference path loss”, and including the gain of receive antenna, the gain of the preamplifier, the cable loss.

The measurement results are obtained as described below:

$$\text{Result} = P_{\text{mea}} + A_{Rpl}$$

Sample calculation: $(16.84 \text{ dB}\mu\text{V/m}) = (35.84 \text{ dB}\mu\text{V}) + (-19 \text{ dB/m})$, the corresponding frequency is 38.342MHz.

For GFSK

Channel No.:0

Frequency (MHz)	Result (dBuV/m)	ARpl (dB)	Pmea (dBuV/m)	Polarity	Limit (dBuV/m)
38.342	16.84	-19	35.84	Vertical	40
47.072	17.44	-17.7	35.14	Vertical	40
57.4025	15.43	-18.5	33.93	Vertical	40
80.5855	18.59	-24.3	42.89	Vertical	40
96.6875	20.34	-19.8	40.14	Vertical	43.5
613.358	20.04	-8	28.04	Vertical	46

For $\pi/4$ DQPSK

Channel No.:0

Frequency (MHz)	Result (dBuV/m)	ARpl (dB)	Pmea (dBuV/m)	Polarity	Limit (dBuV/m)
38.536	17.08	-18.9	35.98	Vertical	40
47.266	17.94	-17.7	35.64	Vertical	40
59.1	14.8	-18.7	33.5	Vertical	40
81.119	18.45	-24.1	42.55	Vertical	40
96.639	20.59	-19.8	40.39	Vertical	43.5
615.7345	20.31	-8	28.31	Vertical	46

For 8DPSK

Channel No.:0

Frequency (MHz)	Result (dBuV/m)	ARpl (dB)	Pmea (dBuV/m)	Polarity	Limit (dBuV/m)
38.633	17.04	-18.9	35.94	Vertical	40
48.2845	19.15	-17.6	36.75	Vertical	40
57.839	15.11	-18.5	33.61	Vertical	40
80.731	18.64	-24.2	42.84	Vertical	40
96.736	19.91	-19.8	39.71	Vertical	43.5
615.783	19.91	-8	27.91	Vertical	46

For GFSK

Channel No.:39

Frequency (MHz)	Result (dBuV/m)	ARpl (dB)	Pmea (dBuV/m)	Polarity	Limit (dBuV/m)
-----------------	-----------------	-----------	---------------	----------	----------------

38.536	16.97	-18.9	35.87	Vertical	40
47.9935	19.31	-17.7	37.01	Vertical	40
58.324	14.71	-18.6	33.31	Vertical	40
80.4885	18.58	-24.3	42.88	Vertical	40
96.5905	20.21	-19.8	40.01	Vertical	43.5
613.7945	19.33	-8	27.33	Vertical	46

For $\pi/4$ DQPSK
Channel No.:39

Frequency (MHz)	Result (dBuV/m)	ARpl (dB)	Pmea (dBuV/m)	Polarity	Limit (dBuV/m)
39.894	18.04	-18.5	36.54	Vertical	40
48.0905	19.41	-17.6	37.01	Vertical	40
57.6935	15.73	-18.5	34.23	Vertical	40
81.5555	17.48	-24	41.48	Vertical	40
96.833	19.52	-19.8	39.32	Vertical	43.5
614.1825	19	-8	27	Vertical	46

For 8DPSK
Channel No.:39

Frequency (MHz)	Result (dBuV/m)	ARpl (dB)	Pmea (dBuV/m)	Polarity	Limit (dBuV/m)
38.245	17.45	-19	36.45	Vertical	40
40.185	18.53	-18.5	37.03	Vertical	40
59.4395	14.74	-18.8	33.54	Vertical	40
96.251	21.04	-19.9	40.94	Vertical	43.5
96.8815	20.06	-19.8	39.86	Vertical	43.5
939.8115	19.18	-2.8	21.98	Vertical	46

For GFSK
Channel No.:78

Frequency (MHz)	Result (dBuV/m)	ARpl (dB)	Pmea (dBuV/m)	Polarity	Limit (dBuV/m)
39.6515	16.97	-18.6	35.57	Vertical	40
47.654	19.41	-17.7	37.11	Vertical	40
58.0815	15.76	-18.6	34.36	Vertical	40
81.216	17.54	-24.1	41.64	Vertical	40
96.6875	17.9	-19.8	37.7	Vertical	43.5
612.873	17.49	-8	25.49	Vertical	46

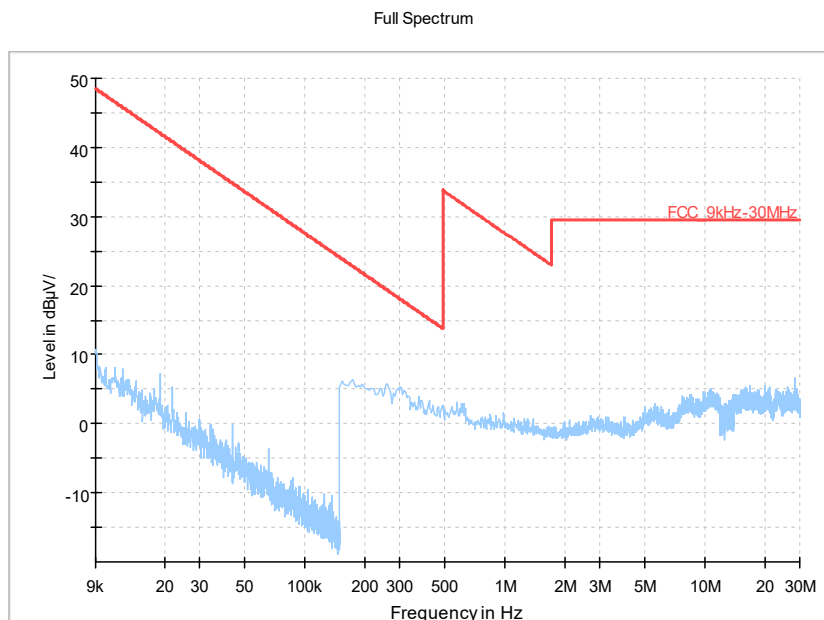
For $\pi/4$ DQPSK
Channel No.:78

Frequency (MHz)	Result (dBuV/m)	ARpl (dB)	Pmea (dBuV/m)	Polarity	Limit (dBuV/m)
37.566	14.19	-19.2	33.39	Vertical	40
48.4785	20.05	-17.6	37.65	Vertical	40
57.16	15.21	-18.5	33.71	Vertical	40
79.1305	15.25	-24.3	39.55	Vertical	40

96.6875	17.4	-19.8	37.2	Vertical	43.5
613.0185	19.48	-8	27.48	Vertical	46

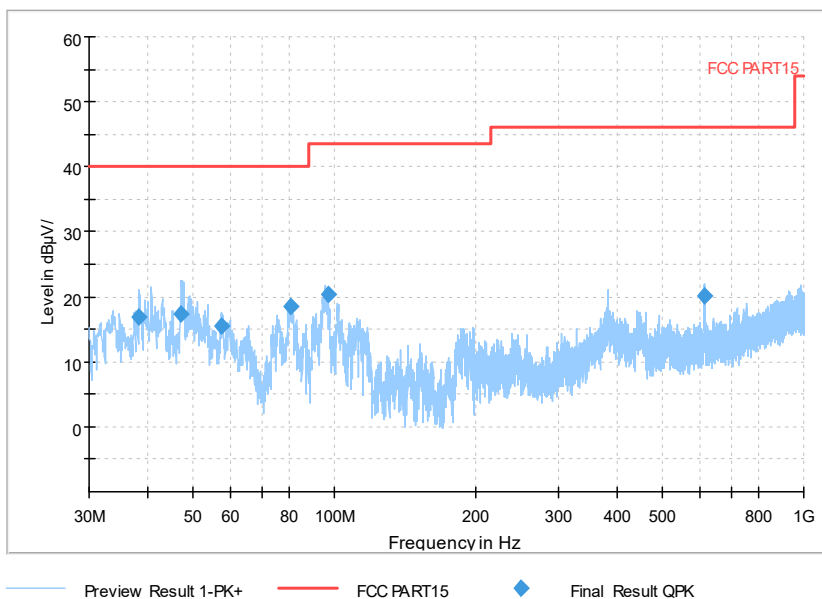
For 8DPSK
Channel No.:78

Frequency (MHz)	Result (dBuV/m)	ARpl (dB)	Pmea (dBuV/m)	Polarity	Limit (dBuV/m)
38.342	15.74	-19	34.74	Vertical	40
48.43	20.15	-17.6	37.75	Vertical	40
64.92	11.89	-20.5	32.39	Vertical	40
81.1675	16.63	-24.1	40.73	Vertical	40
97.0755	17.27	-19.7	36.97	Vertical	43.5
940.9755	19.18	-2.8	21.98	Vertical	46



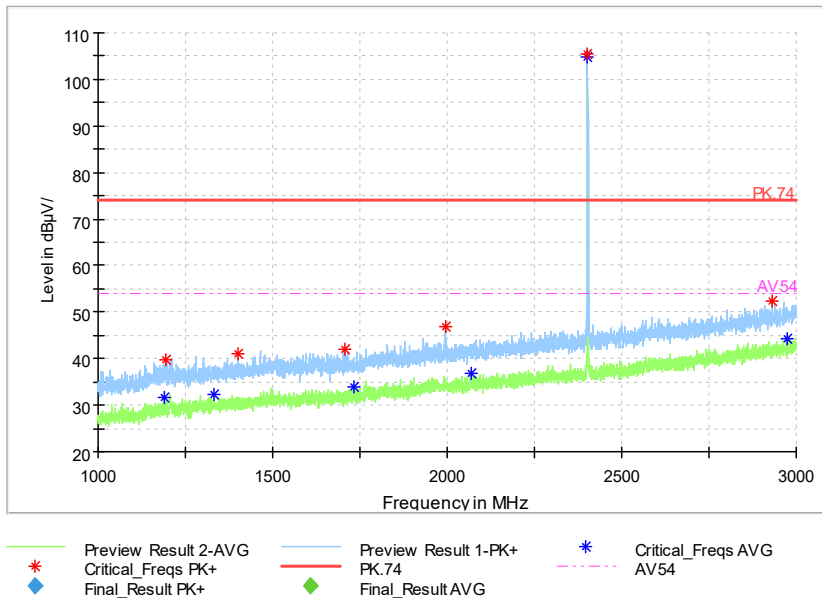
Carrier frequency (MHz): 2402
Channel No.:0

Full Spectrum



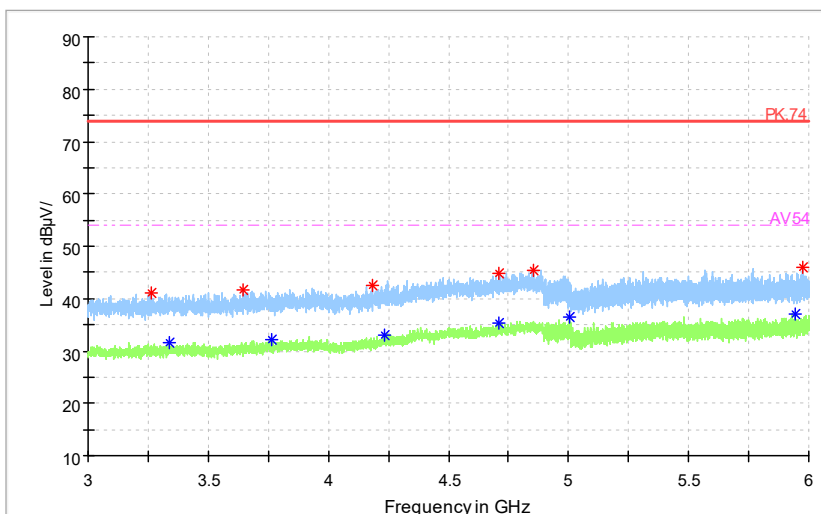
Frequency Range: 30MHz-1000MHz
Detector: QP mode
Modulation type: GFSK

Full Spectrum



Frequency Range: 1GHz-3GHz
Detector: Av mode and PK mode
Modulation type: GFSK

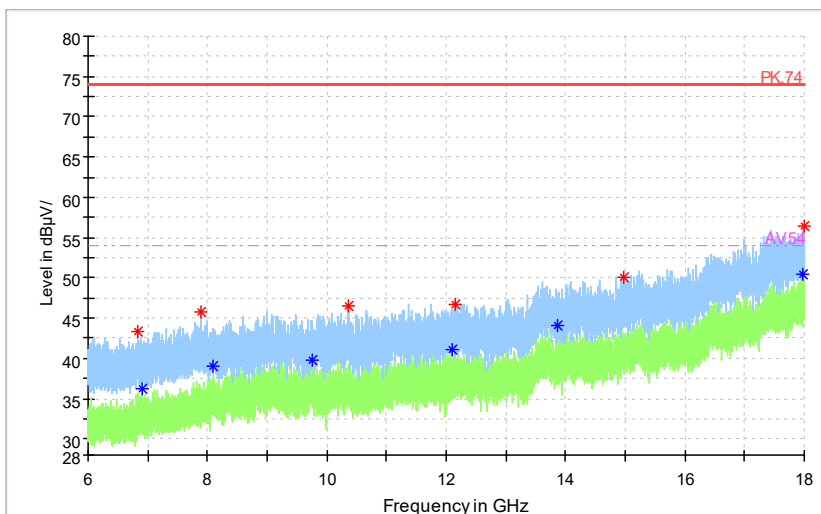
Full Spectrum



— Preview Result 2-AVG — Preview Result 1-PK+ * Critical_Freqs AVG
* Critical_Freqs PK+ — PK.74 - - - AV54
◆ Final_Result PK+ ◆ Final_Result AVG

Frequency Range: 3GHz-6GHz
Detector: Av mode and PK mode
Modulation type: GFSK

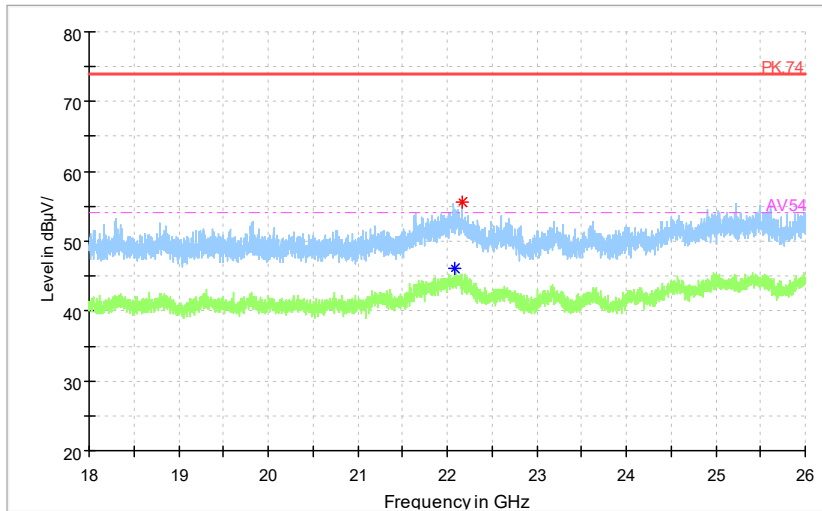
Full Spectrum



— Preview Result 2-AVG — Preview Result 1-PK+ * Critical_Freqs AVG
* Critical_Freqs PK+ — PK.74 - - - AV54
◆ Final_Result PK+ ◆ Final_Result AVG

Frequency Range: 6GHz- 18GHz
Detector: Av mode and PK mode
Modulation type: GFSK

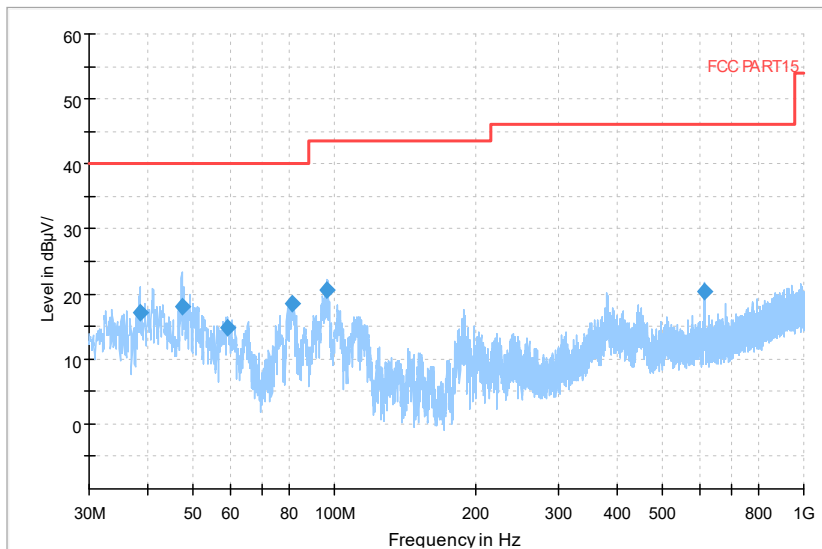
Full Spectrum



— Preview Result 2-AVG — Preview Result 1-PK+ * Critical_Freqs AVG
* Critical_Freqs PK+ — PK.74 - - - AV54
◆ Final_Result PK+ ◆ Final_Result AVG

Frequency Range: 18GHz-26GHz
Detector: Av mode and PK mode
Modulation type: GFSK

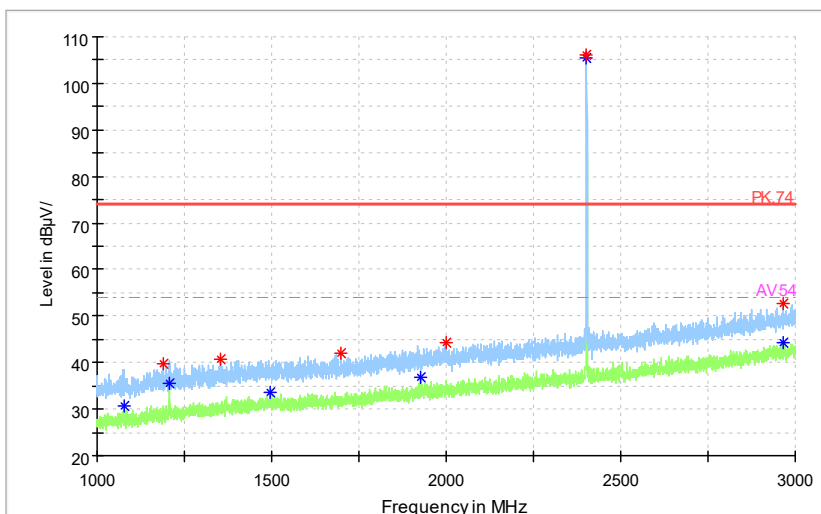
Full Spectrum



— Preview Result 1-PK+ — FCC PART15 ◆ Final_Result QPK

Frequency Range: 30MHz-1000 MHz
Detector: QP mode
Modulation type: $\pi/4$ DQPSK

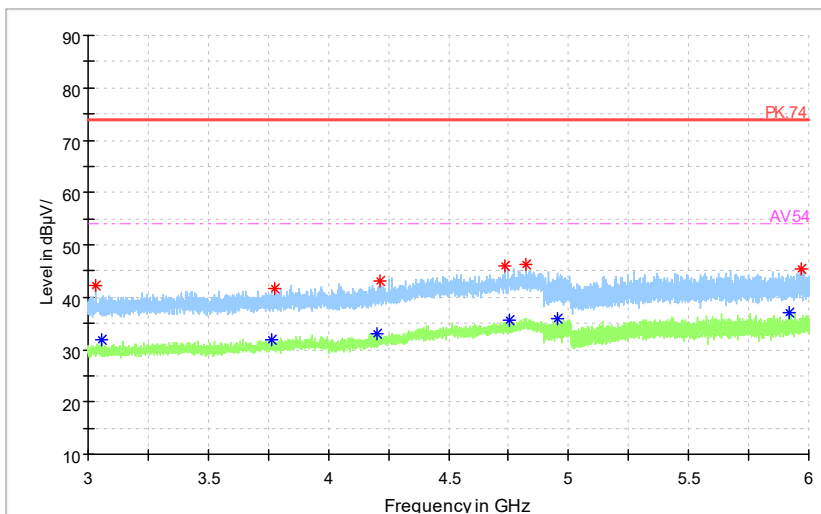
Full Spectrum



— Preview Result 2-AVG — Preview Result 1-PK+ * Critical_Freqs AVG
* Critical_Freqs PK+ — PK.74 - - - AV54
◆ Final_Result PK+ ◆ Final_Result AVG

Frequency Range: 1GHz-3GHz
Detector: Av mode and PK mode
Modulation type: $\pi/4$ DQPSK

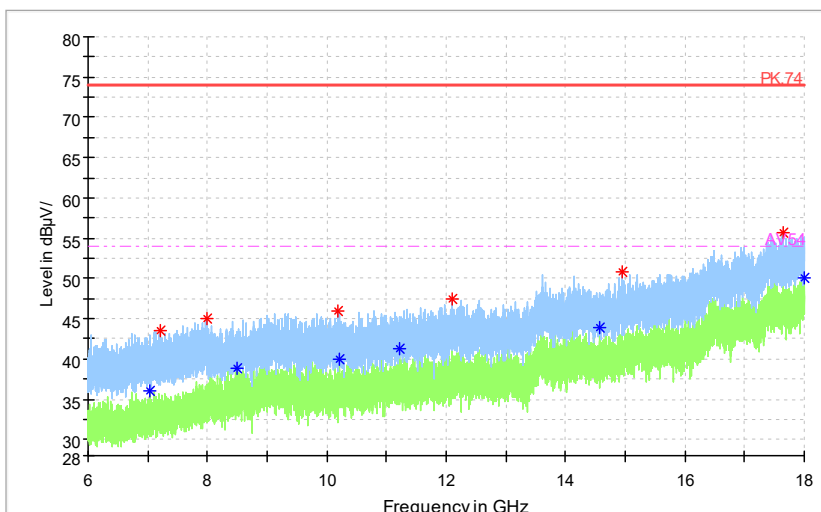
Full Spectrum



— Preview Result 2-AVG — Preview Result 1-PK+ * Critical_Freqs AVG
* Critical_Freqs PK+ — PK.74 - - - AV54
◆ Final_Result PK+ ◆ Final_Result AVG

Frequency Range: 3GHz-6GHz
Detector: Av mode and PK mode
Modulation type: $\pi/4$ DQPSK

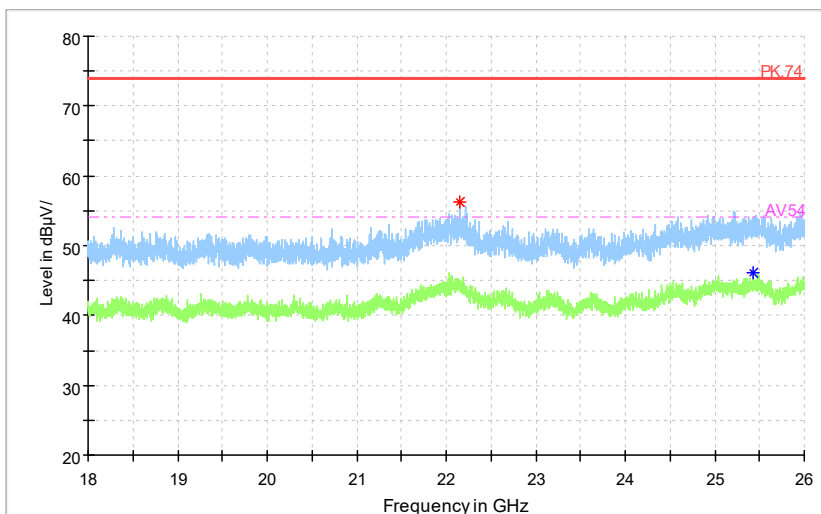
Full Spectrum



◆ Preview Result 2-AVG ◆ Preview Result 1-PK+ * Critical_Freqs AVG
* Critical_Freqs PK+ ◆ Final_Result PK.74 - - - AV54
◆ Final_Result PK+ ◆ Final_Result AVG

Frequency Range: 6GHz-18GHz
Detector: Av mode and PK mode
Modulation type: $\pi/4$ DQPSK

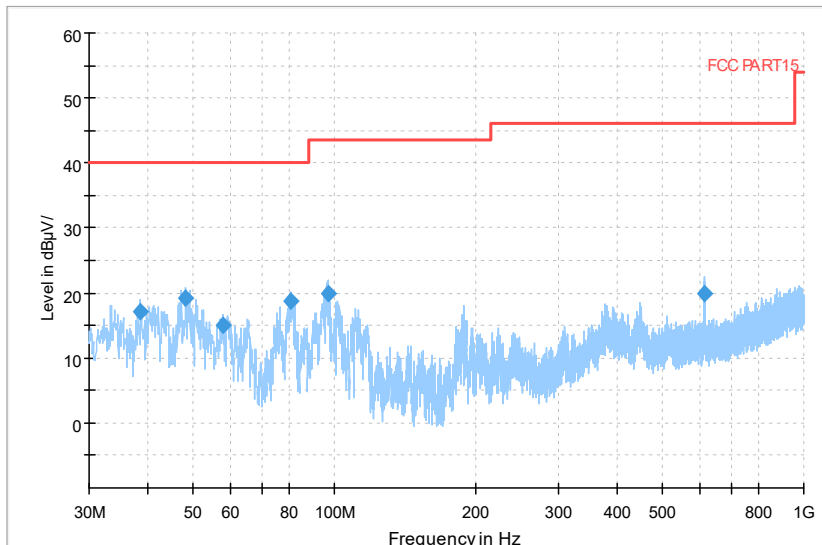
Full Spectrum



◆ Preview Result 2-AVG ◆ Preview Result 1-PK+ * Critical_Freqs AVG
* Critical_Freqs PK+ ◆ Final_Result PK.74 - - - AV54
◆ Final_Result PK+ ◆ Final_Result AVG

Frequency Range: 18GHz-26GHz
Detector: Av mode and PK mode
Modulation type: $\pi/4$ DQPSK

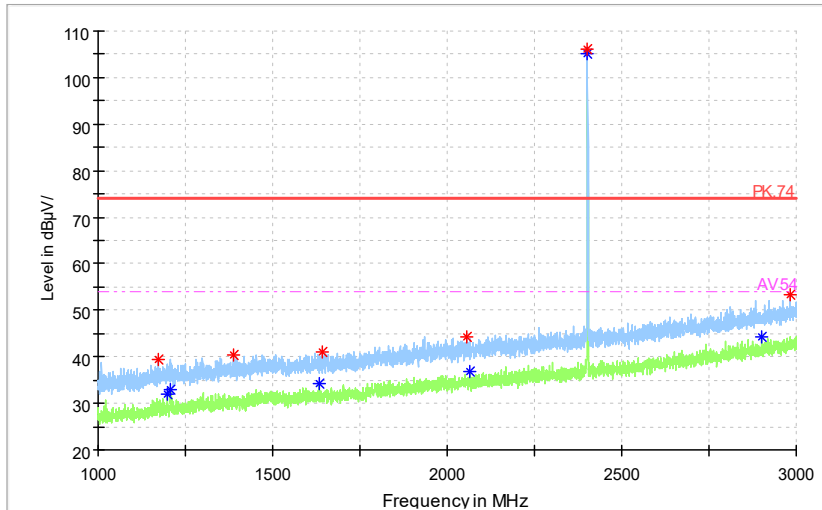
Full Spectrum



Preview Result 1-PK+ FCC PART15 Final_Result QPK

Frequency Range: 30MHz-1000 MHz
Detector: QP mode
Modulation type: 8DPSK

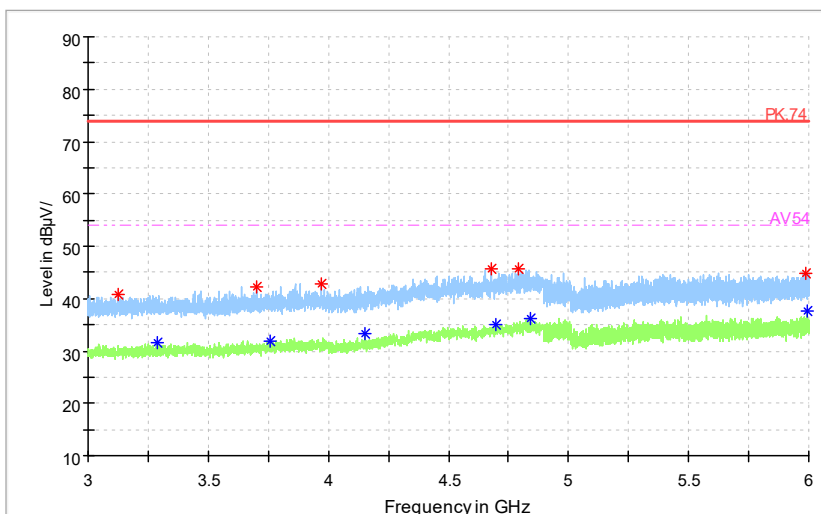
Full Spectrum



Preview Result 2-AVG Preview Result 1-PK+ Critical_Freqs AVG
Critical_Freqs PK+ PK.74 AV.54
Final_Result PK+ Final_Result AVG

Frequency Range: 1GHz-3GHz
Detector: Av mode and PK mode
Modulation type: 8DPSK

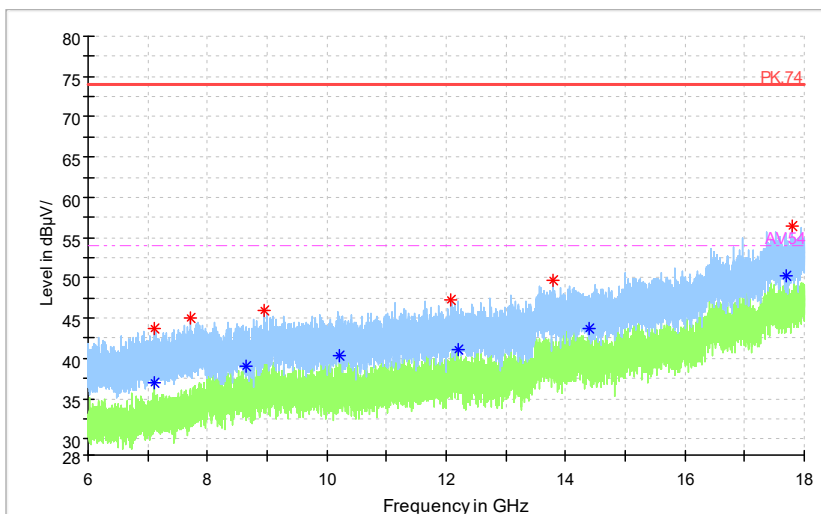
Full Spectrum



— Preview Result 2-AVG — Preview Result 1-PK+ * Critical_Freqs AVG
* Critical_Freqs PK+ — PK.74 - - - AV54
◆ Final_Result PK+ ◆ Final_Result AVG

Frequency Range: 3GHz-6GHz
Detector: Av mode and PK mode
Modulation type: 8DPSK

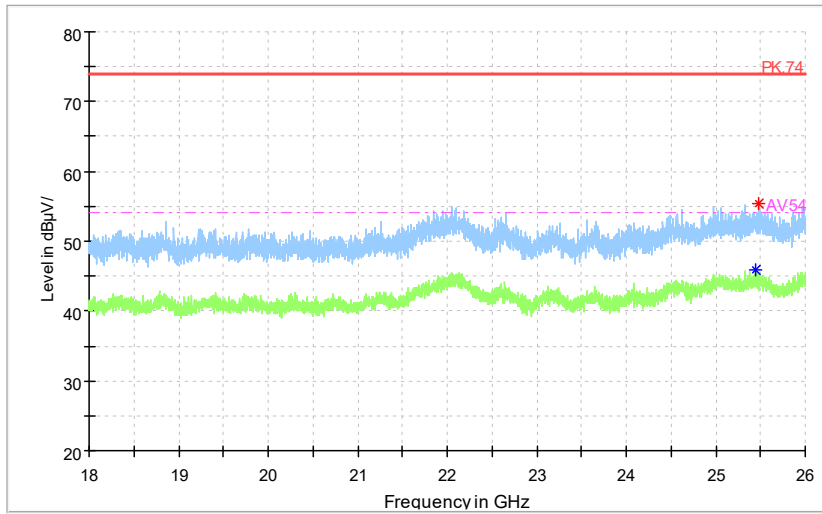
Full Spectrum



— Preview Result 2-AVG — Preview Result 1-PK+ * Critical_Freqs AVG
* Critical_Freqs PK+ — PK.74 - - - AV54
◆ Final_Result PK+ ◆ Final_Result AVG

Frequency Range: 6GHz-18GHz
Detector: Av mode and PK mode
Modulation type: 8DPSK

Full Spectrum

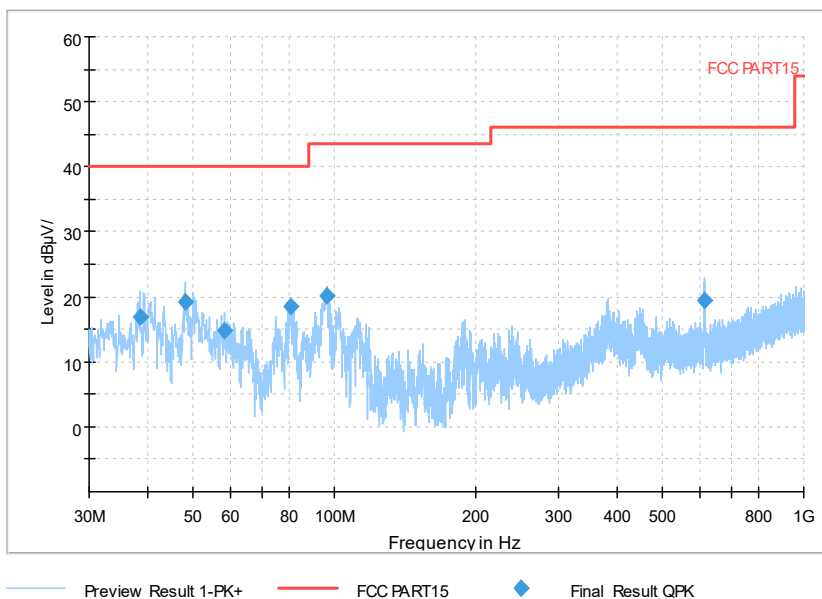


—	Preview Result 2-AVG	—	Preview Result 1-PK+	*	Critical_Freqs AVG
*	Critical_Freqs PK+	—	PK.74	*	AV54
◆	Final_Result PK+	◆	Final_Result AVG		

Frequency Range: 18GHz-26GHz
Detector: Av mode and PK mode
Modulation type: 8DPSK

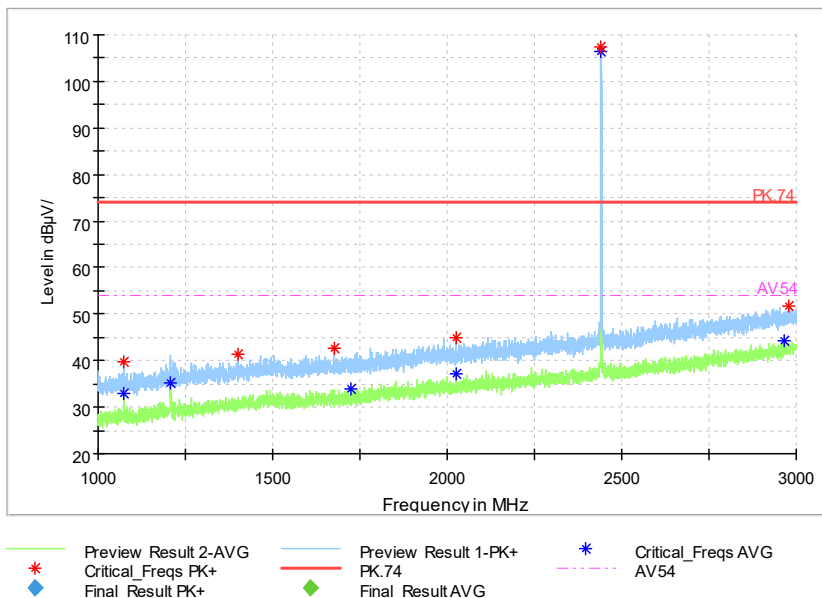
Carrier frequency (MHz): 2441
Channel No.:39

Full Spectrum



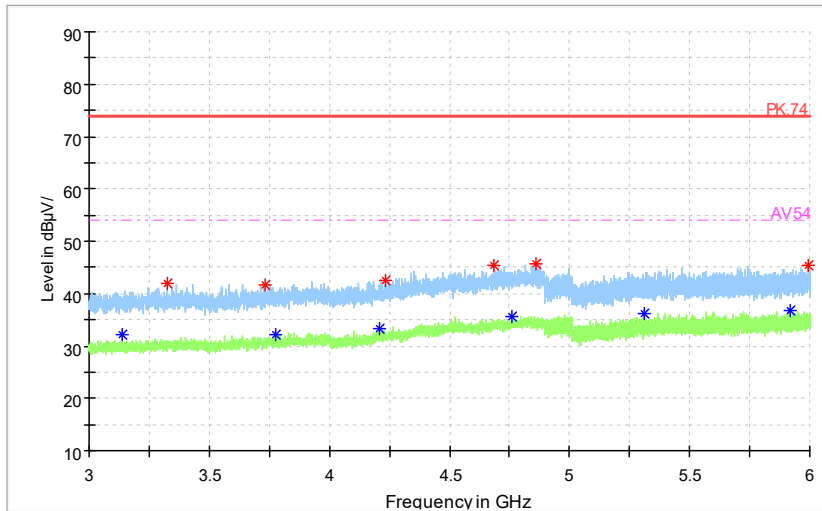
Frequency Range: 30MHz-1000MHz
Detector: QP mode
Modulation type: GFSK

Full Spectrum



Frequency Range: 1GHz-3GHz
Detector: Av mode and PK mode
Modulation type: GFSK

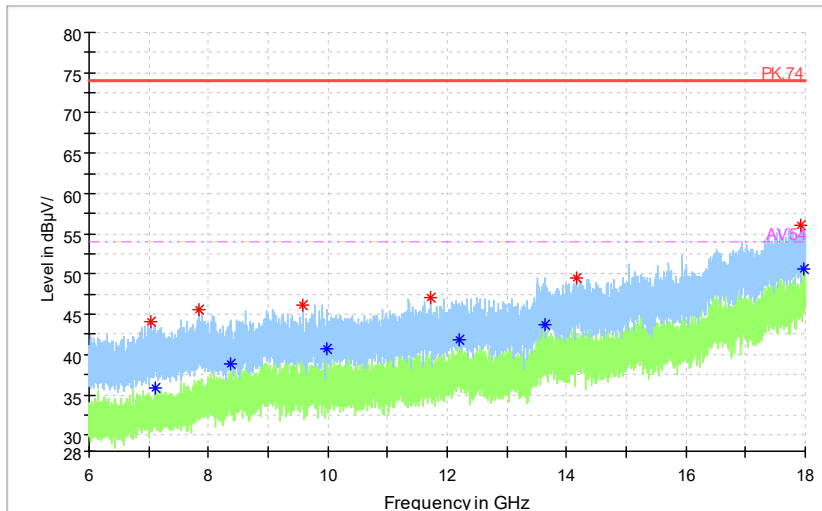
Full Spectrum



— Preview Result 2-AVG — Preview Result 1-PK+ * Critical_Freqs AVG
* Critical_Freqs PK+ — PK.74 - - - AV54
◆ Final_Result PK+ ◆ Final_Result AVG

Frequency Range: 3GHz-6GHz
Detector: Av mode and PK mode
Modulation type: GFSK

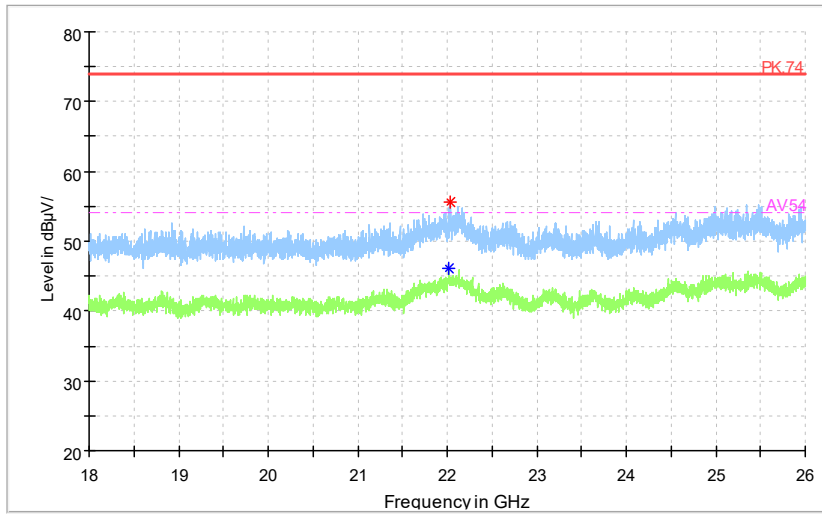
Full Spectrum



— Preview Result 2-AVG — Preview Result 1-PK+ * Critical_Freqs AVG
* Critical_Freqs PK+ — PK.74 - - - AV54
◆ Final_Result PK+ ◆ Final_Result AVG

Frequency Range: 6GHz- 18GHz
Detector: Av mode and PK mode
Modulation type: GFSK

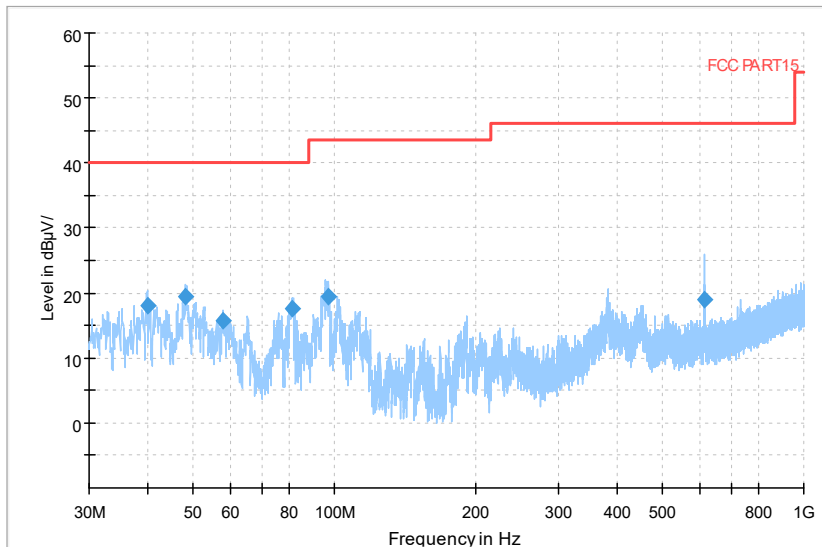
Full Spectrum



—	Preview Result 2-AVG	—	Preview Result 1-PK+	*	Critical_Freqs AVG
*	Critical_Freqs PK+	—	PK.74	- - -	AV54
◆	Final_Result PK+	◆	Final_Result AVG		

Frequency Range: 18GHz-26GHz
Detector: Av mode and PK mode
Modulation type: GFSK

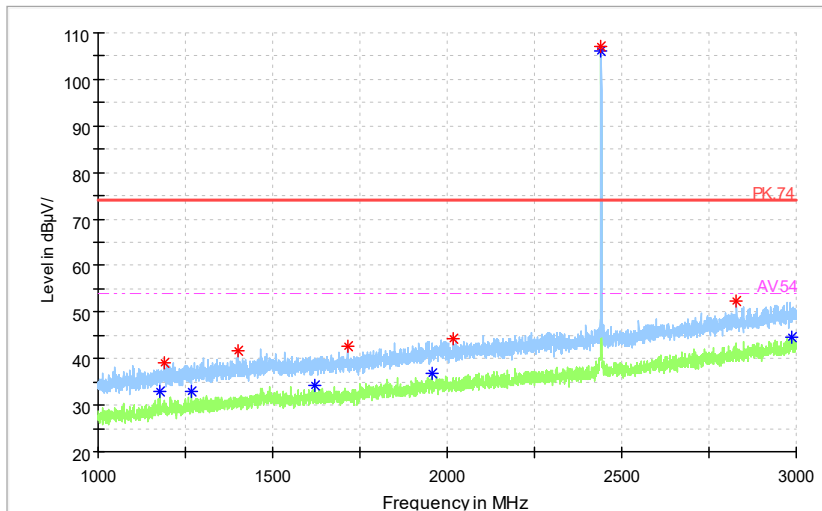
Full Spectrum



Preview Result 1-PK+ FCC PART15 Final_Result QPK

Frequency Range: 30MHz-1000 MHz
Detector: QP mode
Modulation type: $\pi/4$ DQPSK

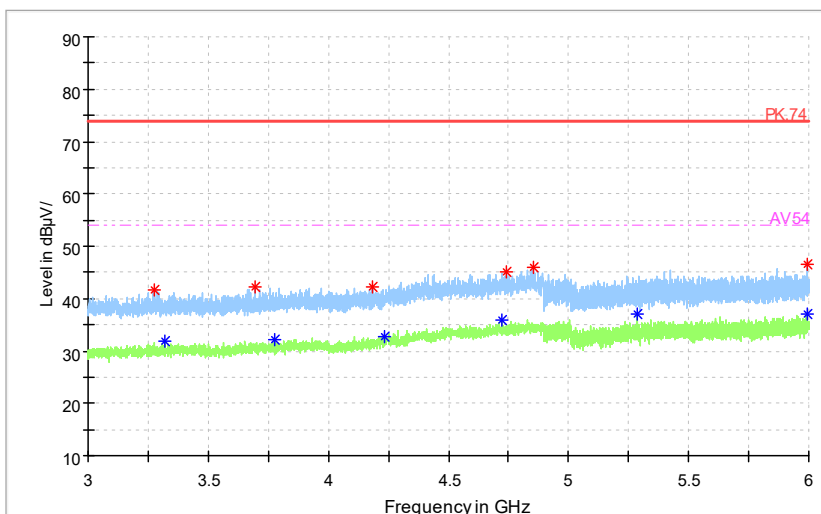
Full Spectrum



Preview Result 2-AVG Preview Result 1-PK+ Critical_Freqs AVG
Critical_Freqs PK+ PK.74 AV54
Final_Result PK+ Final_Result AVG

Frequency Range: 1GHz-3GHz
Detector: Av mode and PK mode
Modulation type: $\pi/4$ DQPSK

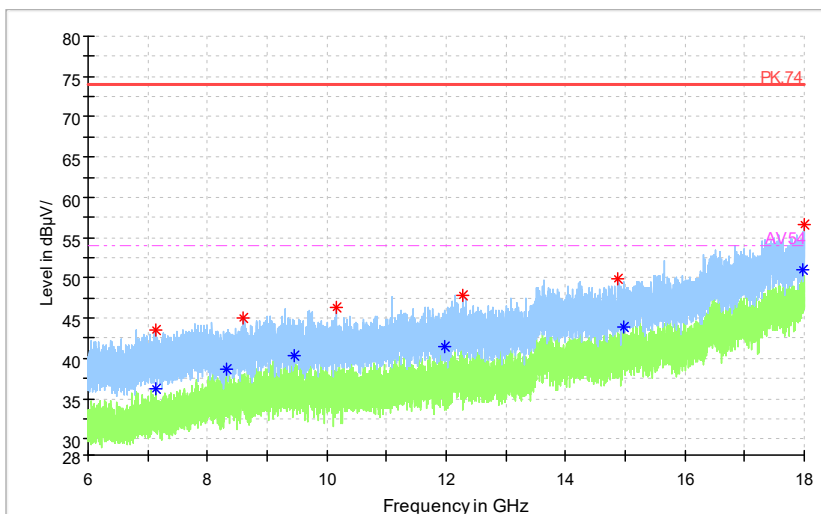
Full Spectrum



— Preview Result 2-AVG — Preview Result 1-PK+ * Critical_Freqs AVG
* Critical_Freqs PK+ — PK.74 - - - AV54
◆ Final_Result PK+ ◆ Final_Result AVG

Frequency Range: 3GHz-6GHz
Detector: Av mode and PK mode
Modulation type: $\pi/4$ DQPSK

Full Spectrum



— Preview Result 2-AVG — Preview Result 1-PK+ * Critical_Freqs AVG
* Critical_Freqs PK+ — PK.74 - - - AV54
◆ Final_Result PK+ ◆ Final_Result AVG

Frequency Range: 6GHz-18GHz
Detector: Av mode and PK mode
Modulation type: $\pi/4$ DQPSK

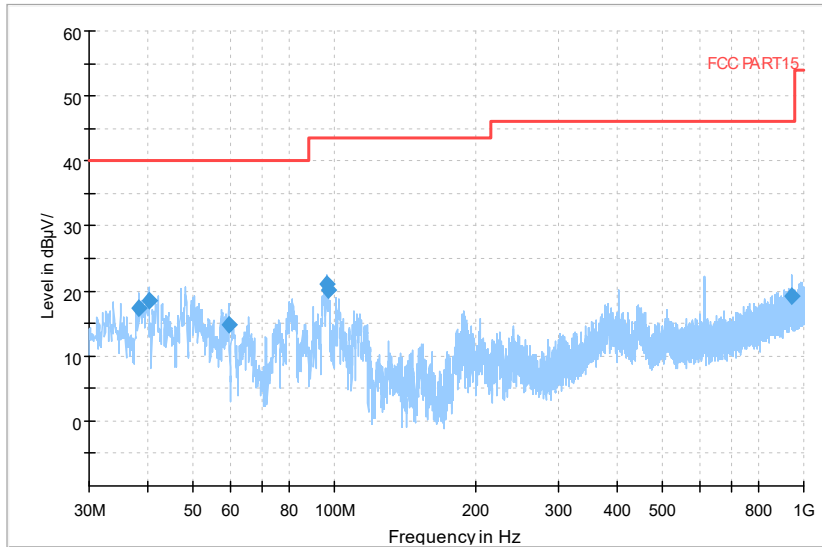
Full Spectrum



—	Preview Result 2-AVG	—	Preview Result 1-PK+	*	Critical_Freqs AVG
*	Critical_Freqs PK+	—	PK.74	*	AV54
◆	Final_Result PK+	◆	Final_Result AVG		

Frequency Range: 18GHz-26GHz
 Detector: Av mode and PK mode
 Modulation type: $\pi/4$ DQPSK

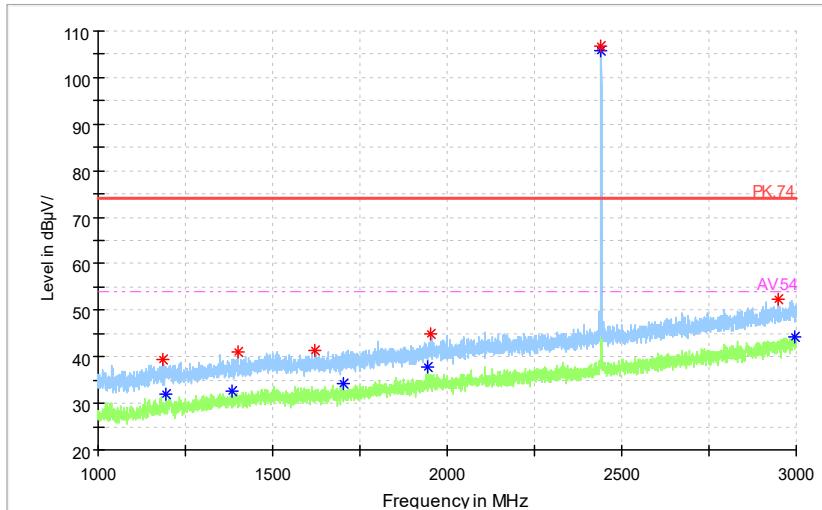
Full Spectrum



Preview Result 1-PK+ FCC PART15 Final_Result QPK

Frequency Range: 30MHz-1000 MHz
Detector: QP mode
Modulation type: 8DPSK

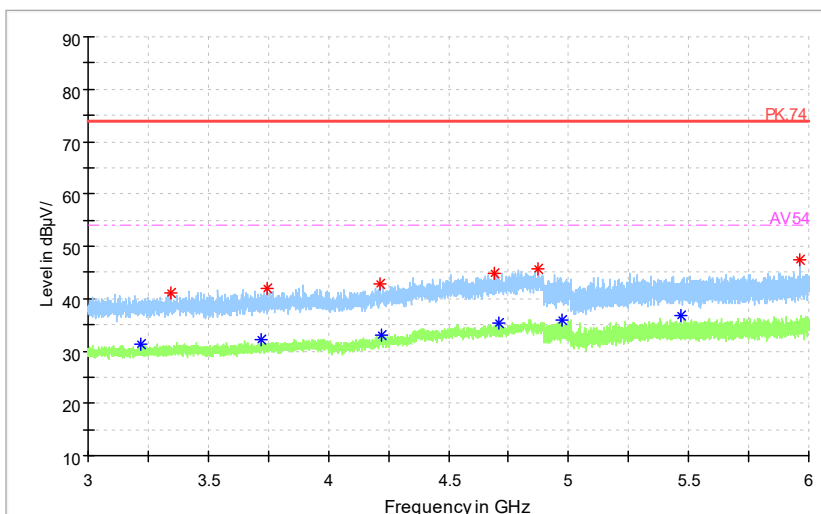
Full Spectrum



Preview Result 2-AVG Preview Result 1-PK+ Critical_Freqs AVG
Critical_Freqs PK+ PK.74 AV.54
Final_Result PK+ Final_Result AVG

Frequency Range: 1GHz-3GHz
Detector: Av mode and PK mode
Modulation type: 8DPSK

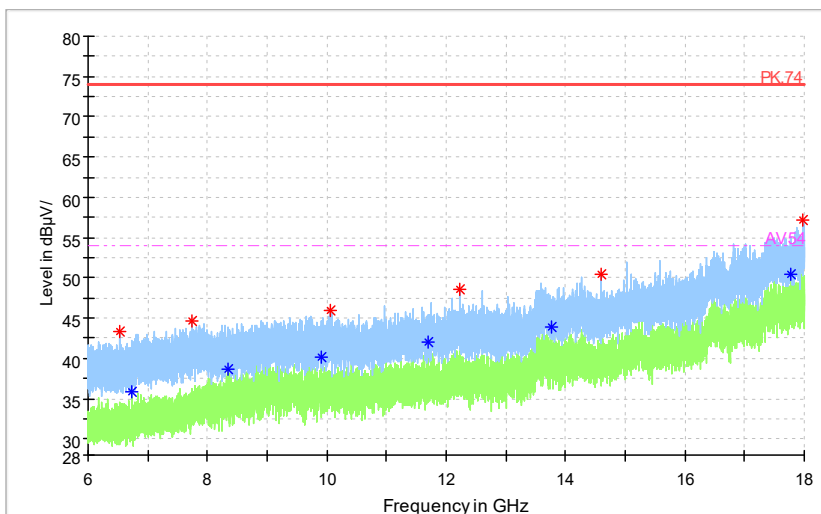
Full Spectrum



— Preview Result 2-AVG — Preview Result 1-PK+ * Critical_Freqs AVG
* Critical_Freqs PK+ — PK.74 - - - AV54
◆ Final_Result PK+ ◆ Final_Result AVG

Frequency Range: 3GHz-6GHz
Detector: Av mode and PK mode
Modulation type: 8DPSK

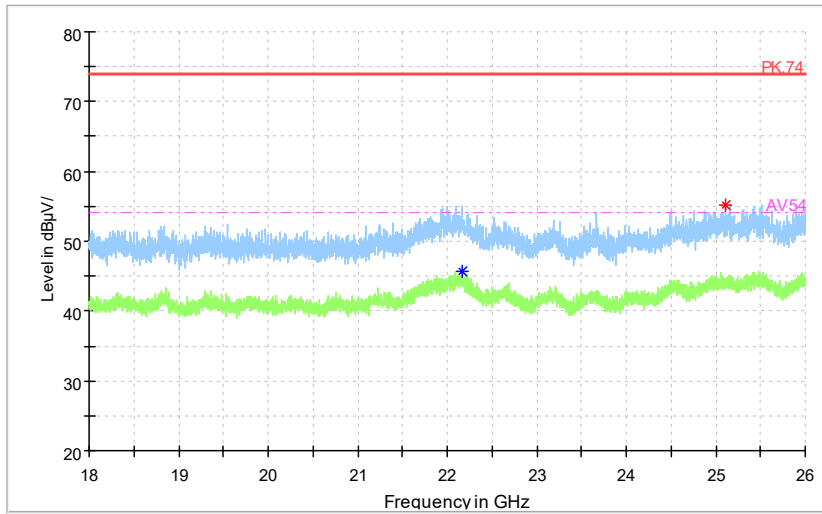
Full Spectrum



— Preview Result 2-AVG — Preview Result 1-PK+ * Critical_Freqs AVG
* Critical_Freqs PK+ — PK.74 - - - AV54
◆ Final_Result PK+ ◆ Final_Result AVG

Frequency Range: 6GHz-18GHz
Detector: Av mode and PK mode
Modulation type: 8DPSK

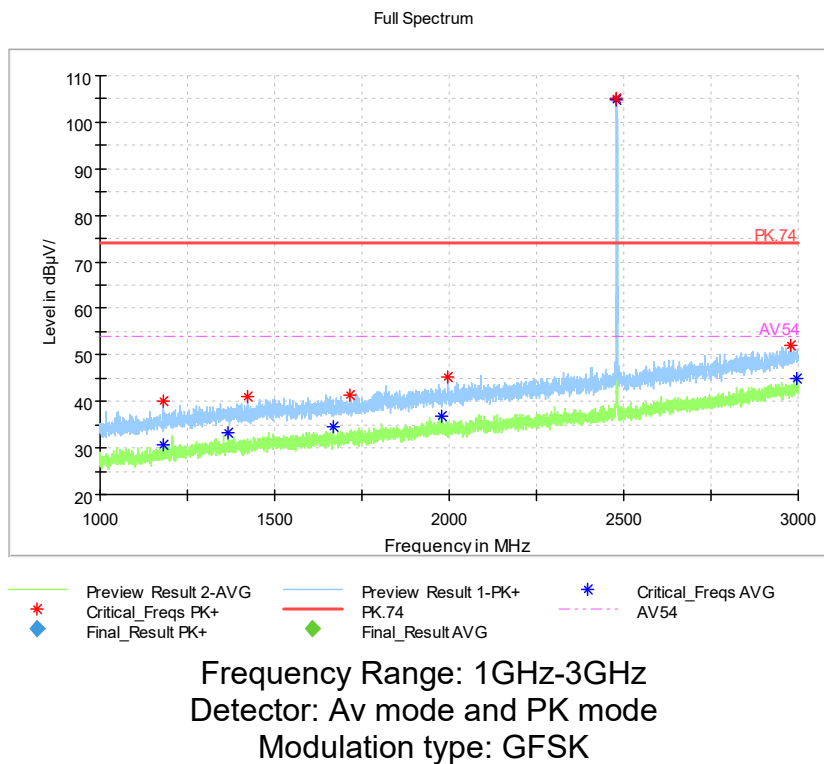
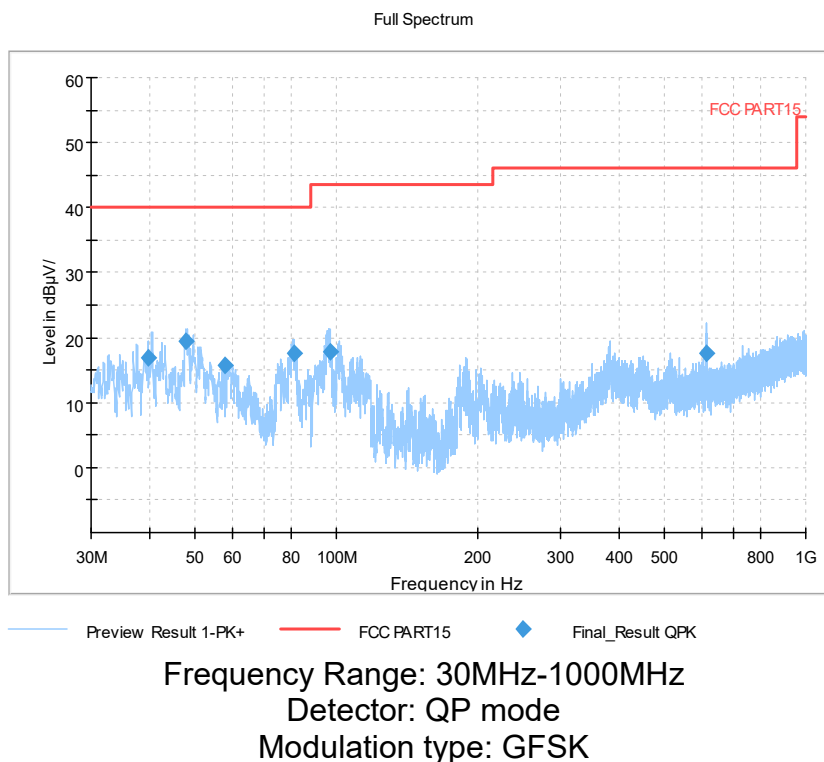
Full Spectrum



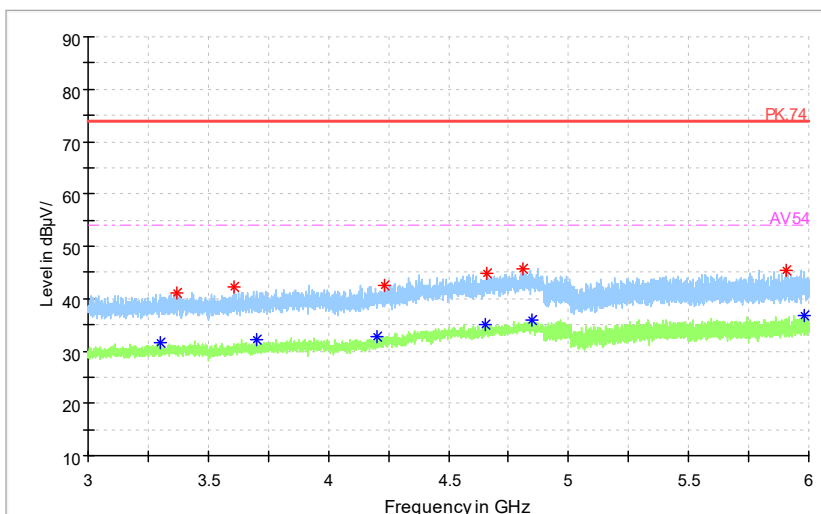
◆	Preview Result 2-AVG	◆	Preview Result 1-PK+	◆	Critical_Freqs AVG
◆	Critical_Freqs PK+	◆	PK.74	◆	AV54
◆	Final_Result PK+	◆	Final_Result AVG		

Frequency Range: 18GHz-26GHz
Detector: Av mode and PK mode
Modulation type: 8DPSK

Carrier frequency (MHz): 2480
Channel No.:78



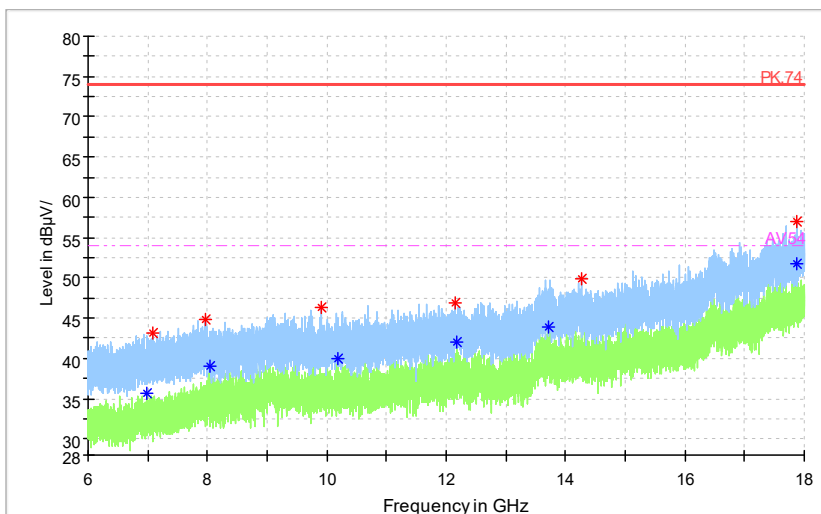
Full Spectrum



— Preview Result 2-AVG — Preview Result 1-PK+ * Critical_Freqs AVG
* Critical_Freqs PK+ — PK.74 - - - AV54
◆ Final_Result PK+ ◆ Final_Result AVG

Frequency Range: 3GHz-6GHz
Detector: Av mode and PK mode
Modulation type: GFSK

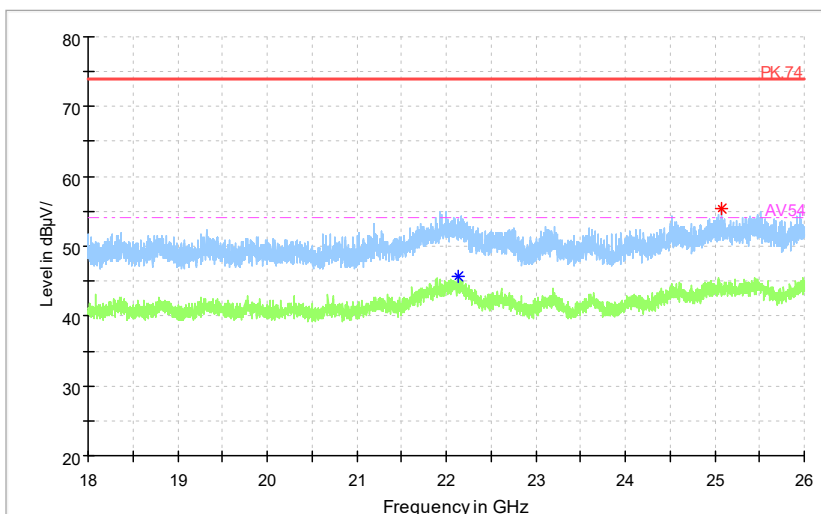
Full Spectrum



— Preview Result 2-AVG — Preview Result 1-PK+ * Critical_Freqs AVG
* Critical_Freqs PK+ — PK.74 - - - AV54
◆ Final_Result PK+ ◆ Final_Result AVG

Frequency Range: 6GHz- 18GHz
Detector: Av mode and PK mode
Modulation type: GFSK

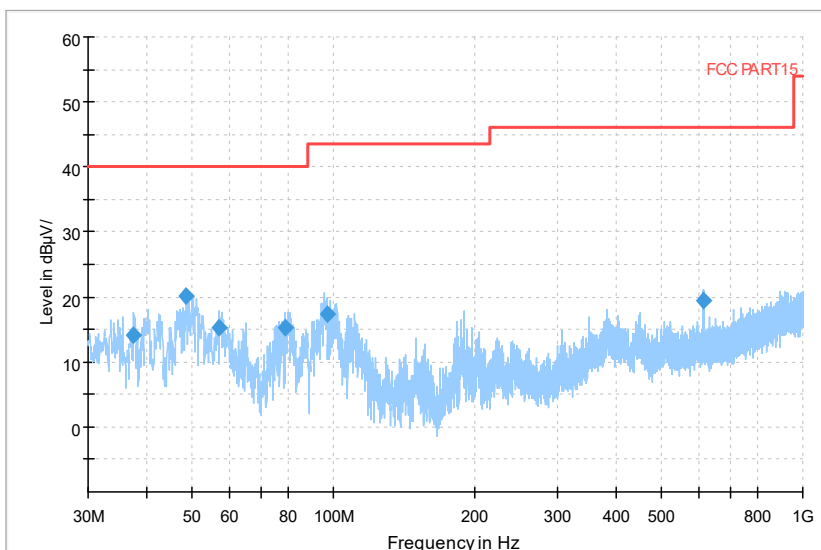
Full Spectrum



— Preview Result 2-AVG — Preview Result 1-PK+ * Critical_Freqs AVG
* Critical_Freqs PK+ — PK.74 - - - AV54
◆ Final_Result PK+ ◆ Final_Result AVG

Frequency Range: 18GHz-26GHz
 Detector: Av mode and PK mode
 Modulation type: GFSK

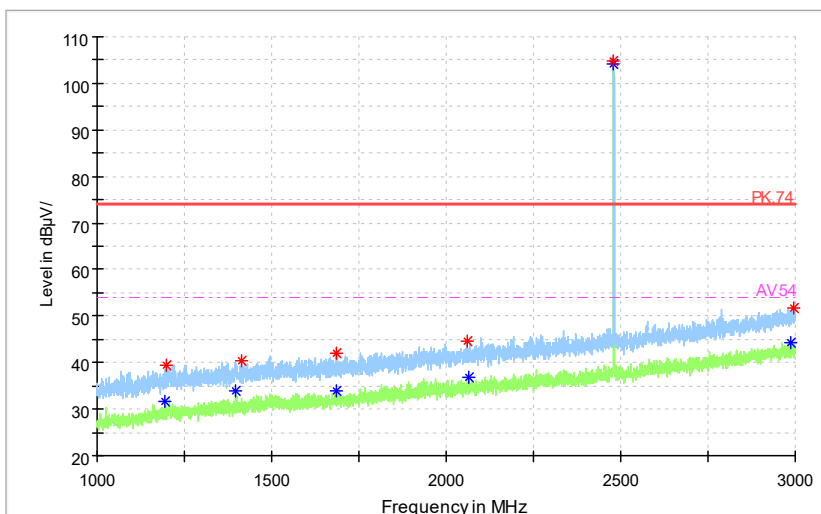
Full Spectrum



— Preview Result 1-PK+ — FCC PART15 ◆ Final_Result QPK

Frequency Range: 30MHz-1000 MHz
 Detector: QP mode
 Modulation type: $\pi/4$ DQPSK

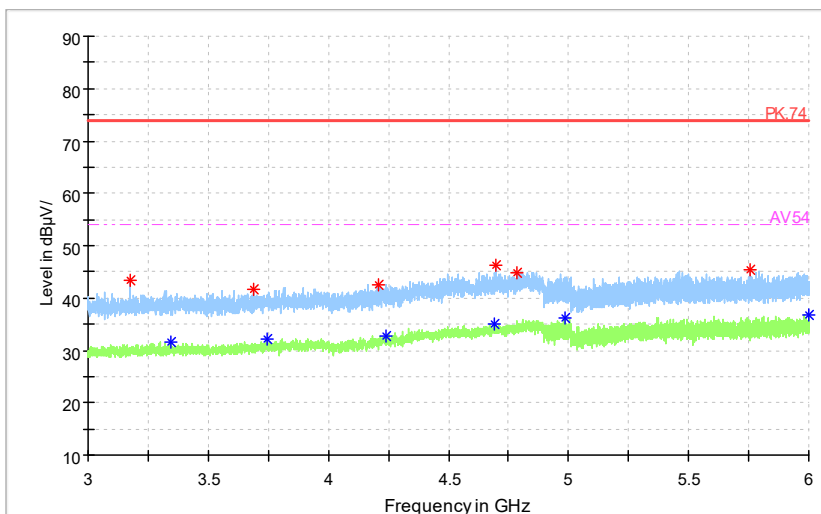
Full Spectrum



— Preview Result 2-AVG — Preview Result 1-PK+ * Critical_Freqs AVG
* Critical_Freqs PK+ — PK.74 - - - AV54
◆ Final_Result PK+ ◆ Final_Result AVG

Frequency Range: 1GHz-3GHz
Detector: Av mode and PK mode
Modulation type: $\pi/4$ DQPSK

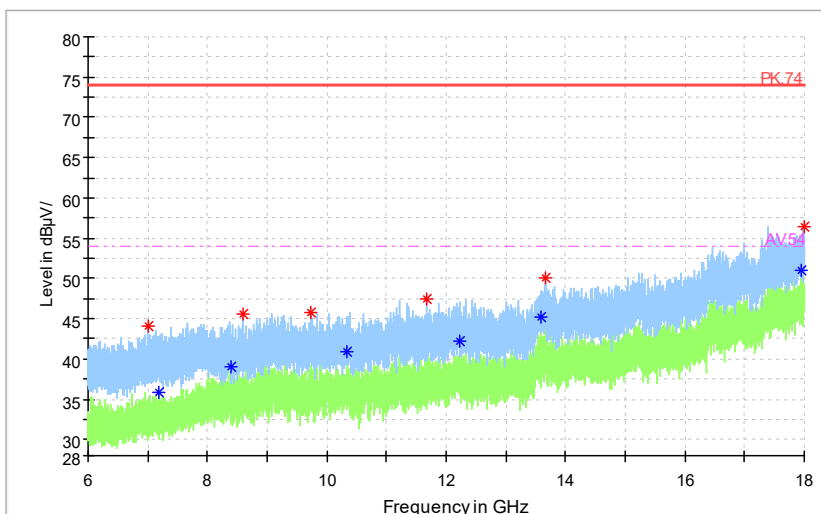
Full Spectrum



— Preview Result 2-AVG — Preview Result 1-PK+ * Critical_Freqs AVG
* Critical_Freqs PK+ — PK.74 - - - AV54
◆ Final_Result PK+ ◆ Final_Result AVG

Frequency Range: 3GHz-6GHz
Detector: Av mode and PK mode
Modulation type: $\pi/4$ DQPSK

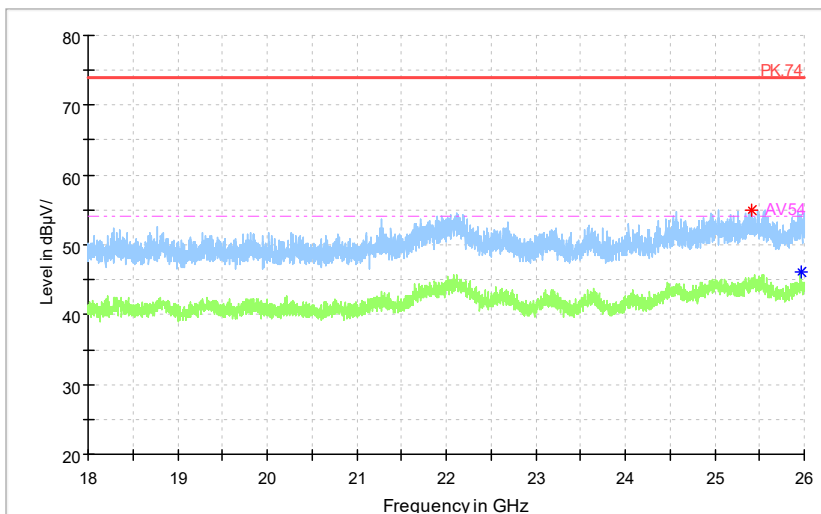
Full Spectrum



— Preview Result 2-AVG — Preview Result 1-PK+ * Critical_Freqs AVG
* Critical_Freqs PK+ — PK.74 - - - AV54
◆ Final_Result PK+ ◆ Final_Result AVG

Frequency Range: 6GHz-18GHz
 Detector: Av mode and PK mode
 Modulation type: $\pi/4$ DQPSK

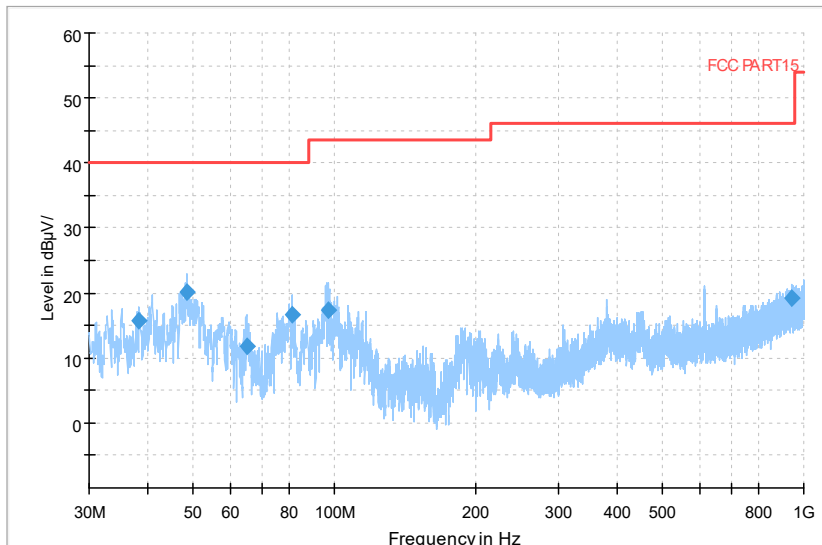
Full Spectrum



— Preview Result 2-AVG — Preview Result 1-PK+ * Critical_Freqs AVG
* Critical_Freqs PK+ — PK.74 - - - AV54
◆ Final_Result PK+ ◆ Final_Result AVG

Frequency Range: 18GHz-26GHz
 Detector: Av mode and PK mode
 Modulation type: $\pi/4$ DQPSK

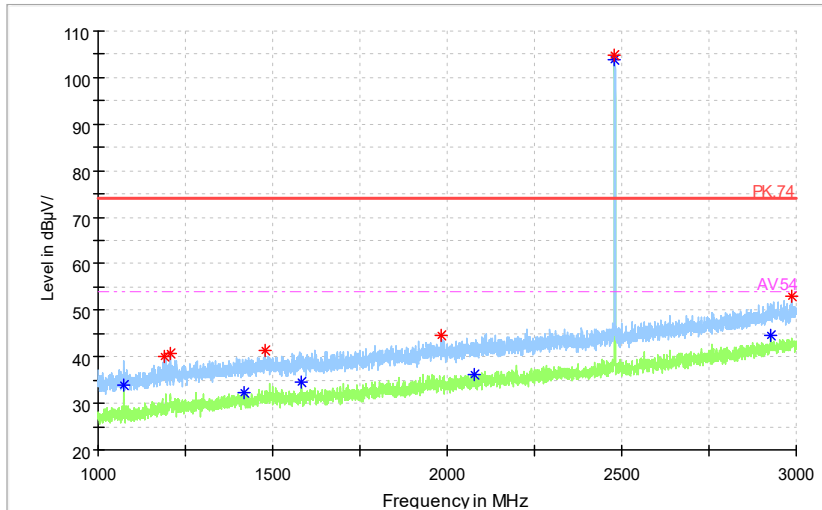
Full Spectrum



Preview Result 1-PK+ FCC PART15 Final_Result QPK

Frequency Range: 30MHz-1000 MHz
Detector: QP mode
Modulation type: 8DPSK

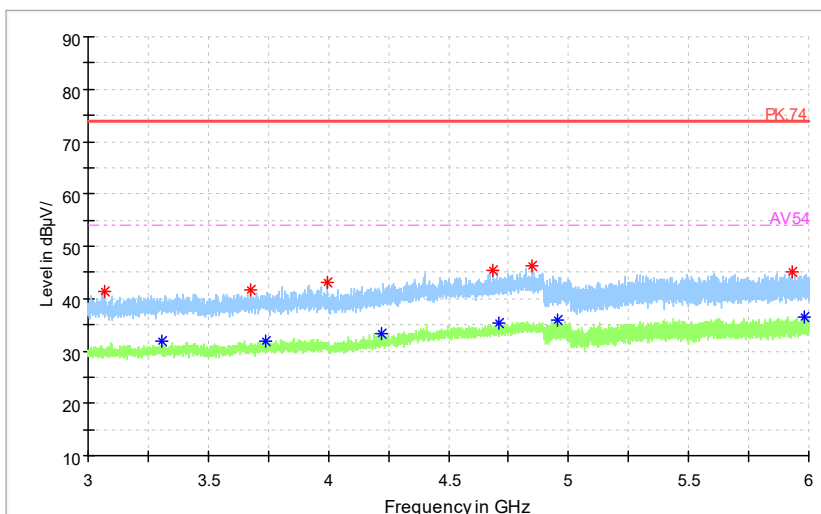
Full Spectrum



Preview Result 2-AVG Preview Result 1-PK+ Critical_Freqs AVG
Critical_Freqs PK+ PK.74 AV.54
Final_Result PK+ Final_Result AVG

Frequency Range: 1GHz-3GHz
Detector: Av mode and PK mode
Modulation type: 8DPSK

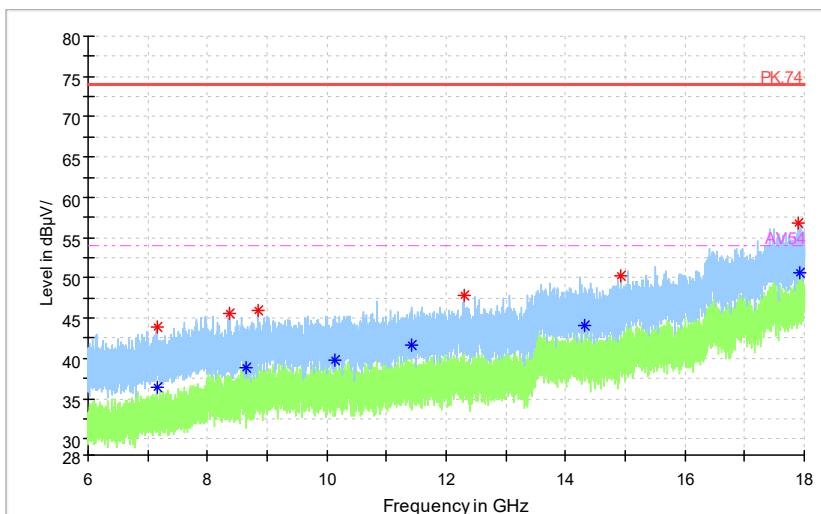
Full Spectrum



— Preview Result 2-AVG — Preview Result 1-PK+ * Critical_Freqs AVG
* Critical_Freqs PK+ — PK.74 - - - AV54
◆ Final_Result PK+ ◆ Final_Result AVG

Frequency Range: 3GHz-6GHz
Detector: Av mode and PK mode
Modulation type: 8DPSK

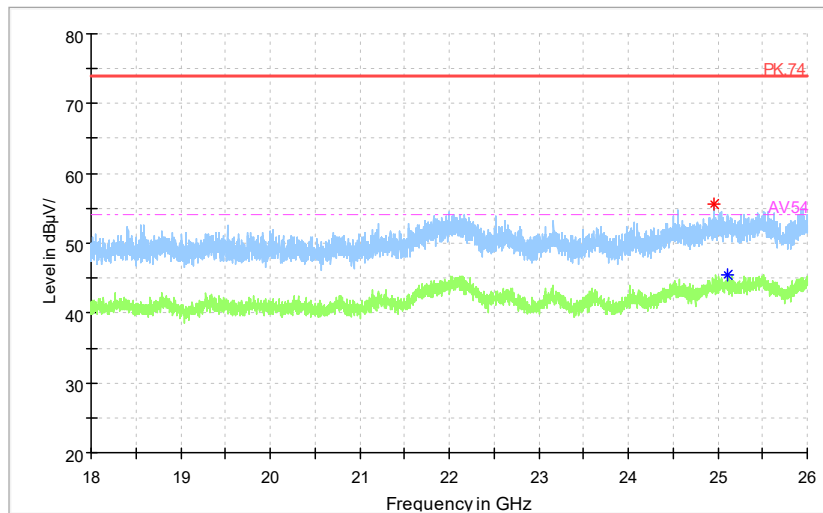
Full Spectrum



— Preview Result 2-AVG — Preview Result 1-PK+ * Critical_Freqs AVG
* Critical_Freqs PK+ — PK.74 - - - AV54
◆ Final_Result PK+ ◆ Final_Result AVG

Frequency Range: 6GHz-18GHz
Detector: Av mode and PK mode
Modulation type: 8DPSK

Full Spectrum



—	Preview Result 2-AVG	—	Preview Result 1-PK+	*	Critical_Freqs AVG
*	Critical_Freqs PK+	—	PK.74	- - -	AV54
◆	Final_Result PK+	◆	Final_Result AVG		

Frequency Range: 18GHz-26GHz
Detector: Av mode and PK mode
Modulation type: 8DPSK

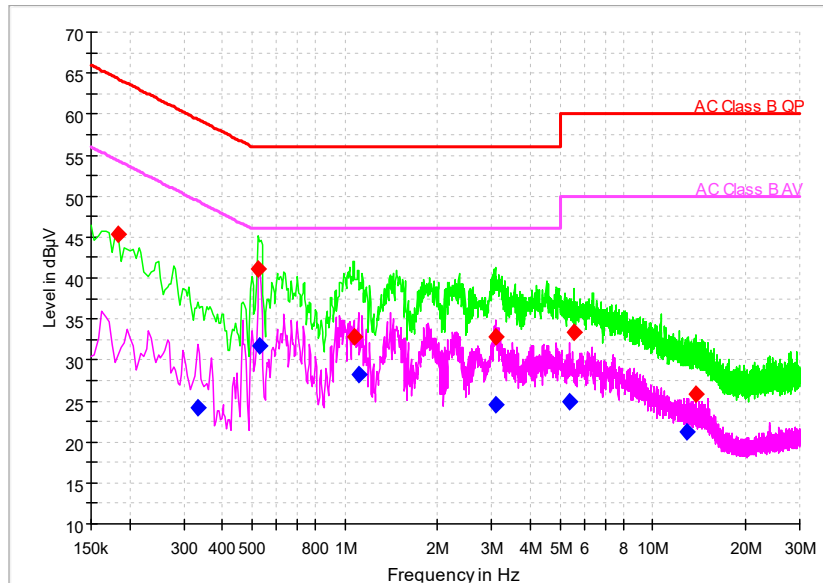
AC Power line Conducted Emission

A "reference path loss" Corr.(dB) is established and the $L_{cable}+ATT+VDF$ is the attenuation of "reference path loss", and including the cable loss, the attenuation of the attenuator, the voltage division factor of AMN.

The measurement results are obtained as described below:

$$P_{result}=P_{mea}+ Corr.(dB)$$

Sample calculation: $(45.42 \text{ dB}\mu\text{V}) = (15.72 \text{ dB}\mu\text{V}) + (29.7 \text{ dB})$, the corresponding frequency is 0.184114MHz.



— Preview Result 2-AVG — Preview Result 1-PK+ — AC Class B QP
— AC Class B AV ◆ Final Result QPK ◆ Final Result AVG

L+N Line

MEASUREMENT RESULT:

Frequency (MHz)	QuasiPeak (dBμV)	Average (dBμV)	Limit (dBμV)	Margin (dB)	Line	Corr. (dB)	Pme a QuasiPeak (dBμV)	Pme a Average (dBμV)
0.184114	45.42	---	64.3	18.88	L1	29.7	15.7	---
0.333364	---	24.24	49.37	25.12	L1	29.7	---	-5.46
0.525257	41.09	---	56	14.91	L1	29.7	11.3	---
0.529521	---	31.69	46	14.31	N	29.8	---	1.89
1.071086	32.89	---	56	23.11	L1	29.8	3.09	---
1.1052	---	28.21	46	17.79	L1	29.8	---	-1.59
3.0753	32.74	---	56	23.26	L1	29.8	2.94	---
3.079564	---	24.62	46	21.38	L1	29.8	---	-5.18
5.3439	---	24.94	50	25.06	L1	29.8	---	-4.86
5.544321	33.42	---	60	26.58	L1	29.8	3.62	---
12.96418	---	21.31	50	28.69	L1	30	---	-8.69
13.81277	25.84	---	60	34.16	L1	30	-4.16	---

---End of Test Report---