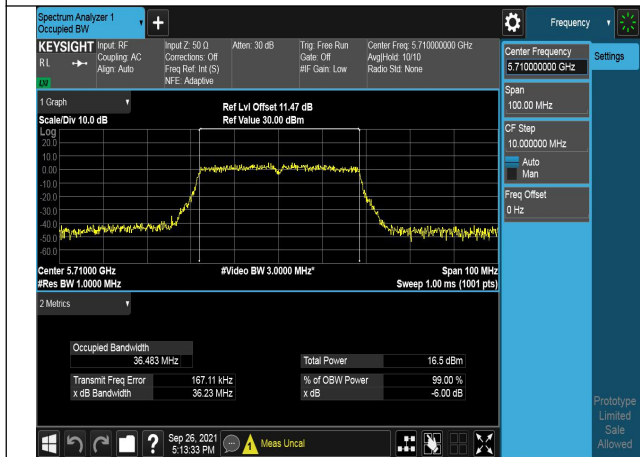


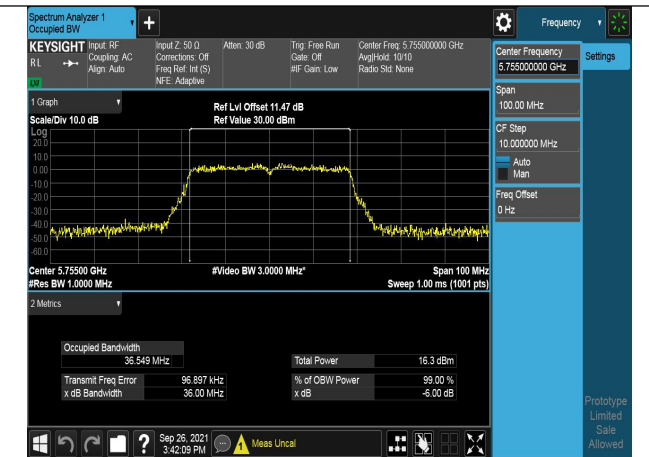
Test Mode:802. 11ac VHT40

Carrier frequency (MHz)	Chain	Occupied Bandwidth (MHz)
5710	Chain0	36.483
5755	Chain0	36.549
5795	Chain0	36.547

Test Mode:802. 11ac VHT40 Chain0



Test Mode:802. 11ac VHT40 Chain0



Test Mode:802. 11ac VHT40 Chain0



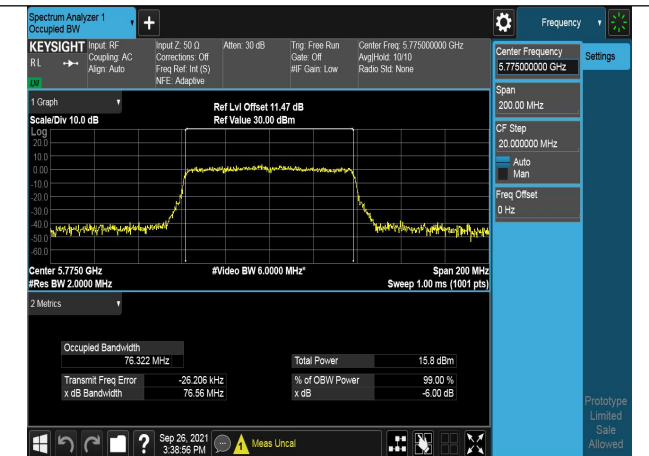
Test Mode:802. 11ac VHT80

Carrier frequency (MHz)	Chain	Occupied Bandwidth (MHz)
5690	Chain0	76.254
5775	Chain0	76.322

Test Mode:802. 11ac VHT80 Chain0



Test Mode:802. 11ac VHT80 Chain0



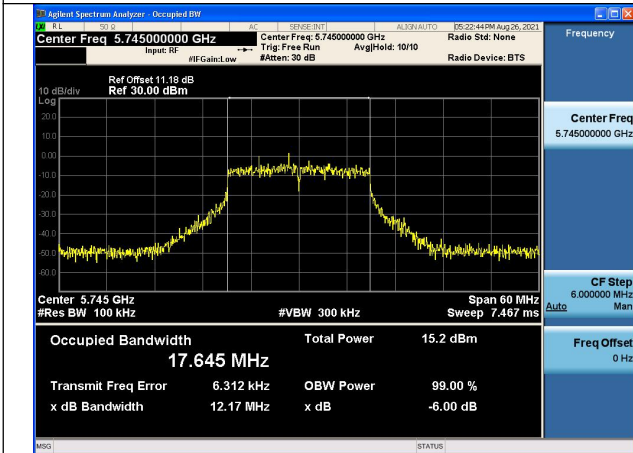
6dB Bandwidth

Offset 11.5dB = Attenuator 10dB+ Temporary antenna connector loss 0.5dB+ Cable loss 1dB

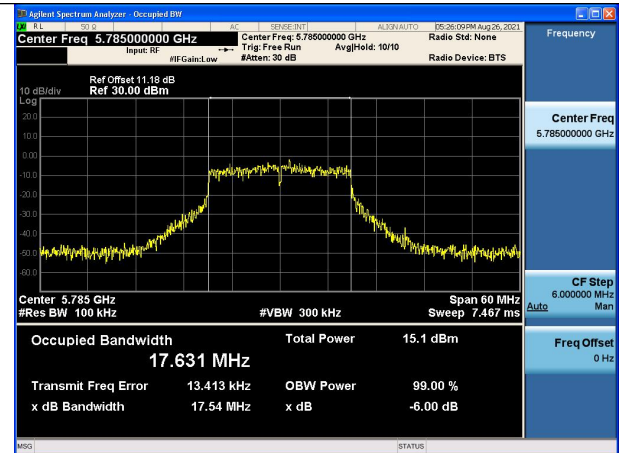
Test Mode:802.11a

Carrier frequency (MHz)	Chain	6dB Bandwidth (MHz)
5745	Chain0	12.17
5785	Chain0	17.54
5825	Chain0	17.13
5720	Chain0	8.80

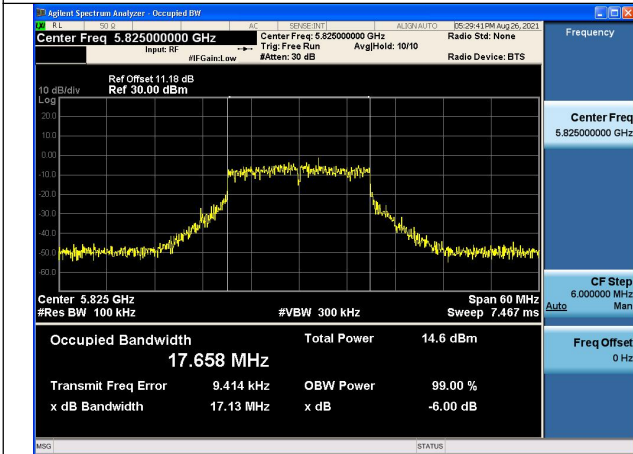
Test Mode:802.11a Chain0



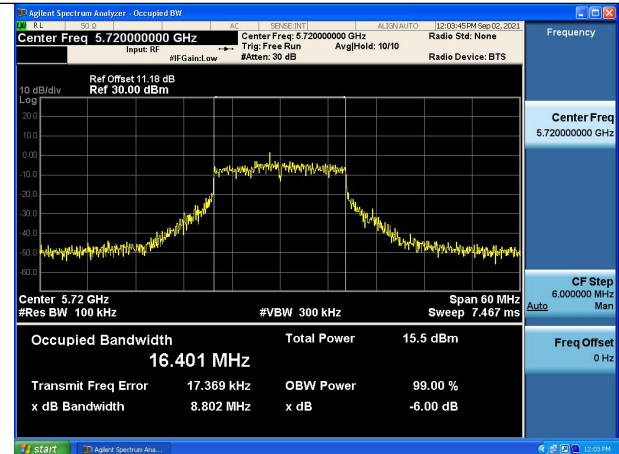
Test Mode:802.11a Chain0



Test Mode:802.11a Chain0



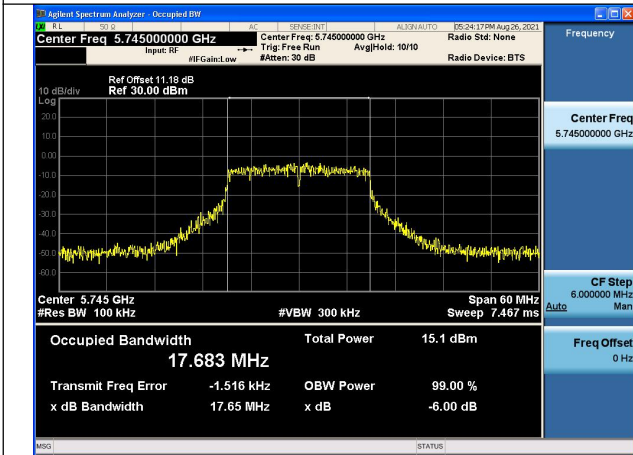
Test Mode:802.11a Chain0



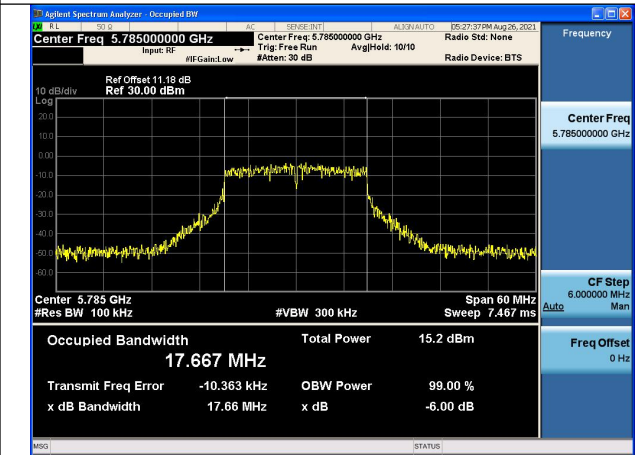
Test Mode:802. 11n HT20

Carrier frequency (MHz)	Chain	6dB Bandwidth (MHz)
5745	Chain0	17.65
5785	Chain0	17.66
5825	Chain0	16.64
5720	Chain0	17.32

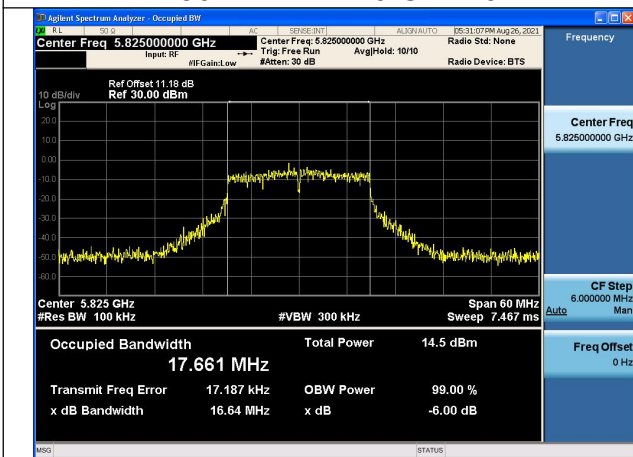
Test Mode:802. 11n HT20 Chain0



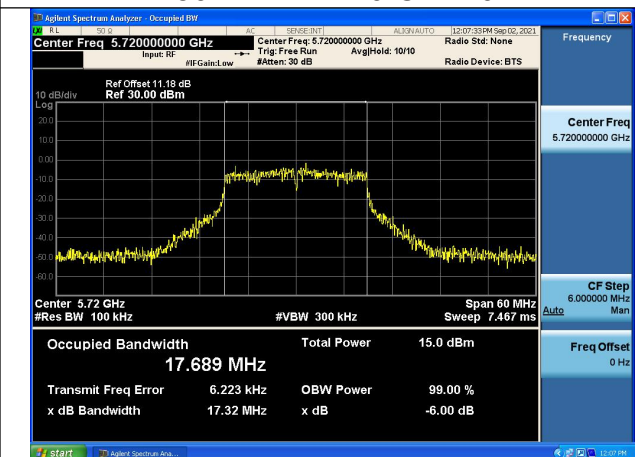
Test Mode:802. 11n HT20 Chain0



Test Mode:802. 11n HT20 Chain0



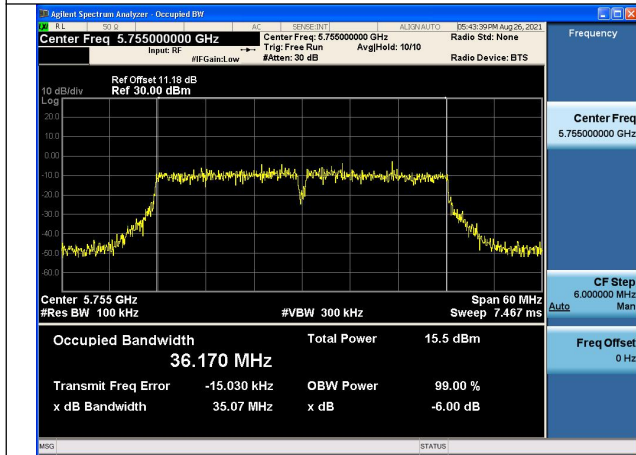
Test Mode:802. 11n HT20 Chain0



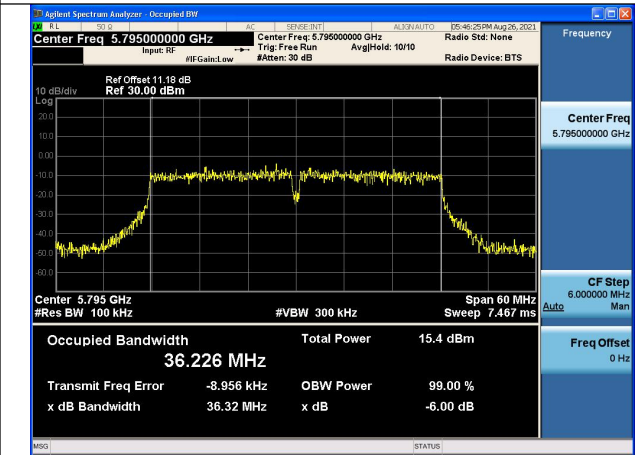
Test Mode:802. 11n HT40

Carrier frequency (MHz)	Chain	6dB Bandwidth (MHz)
5755	Chain0	35.07
5795	Chain0	36.32
5710	Chain0	35.65

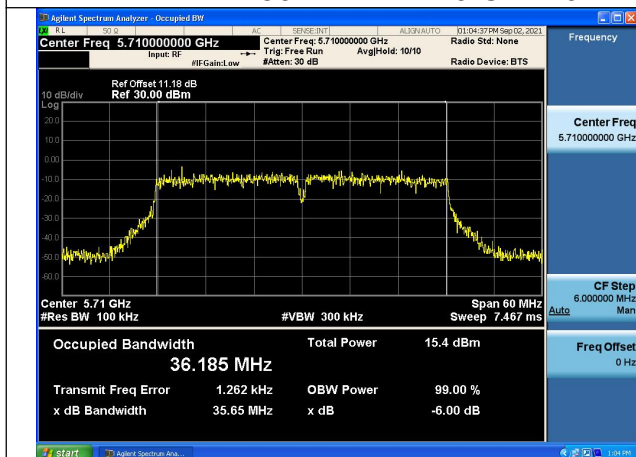
Test Mode:802. 11n HT40 Chain0



Test Mode:802. 11n HT40 Chain0



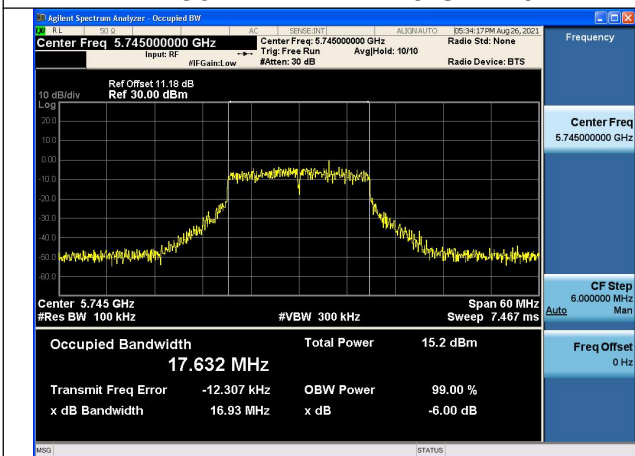
Test Mode:802. 11n HT40 Chain0



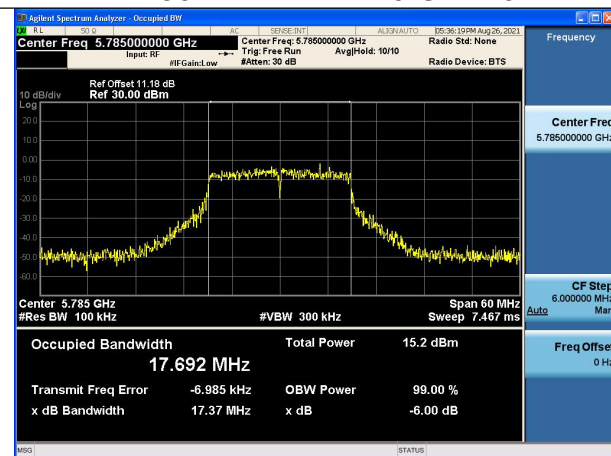
Test Mode:802. 11ac VHT20

Carrier frequency (MHz)	Chain	6dB Bandwidth (MHz)
5745	Chain0	16.93
5785	Chain0	17.37
5825	Chain0	17.21
5720	Chain0	17.49

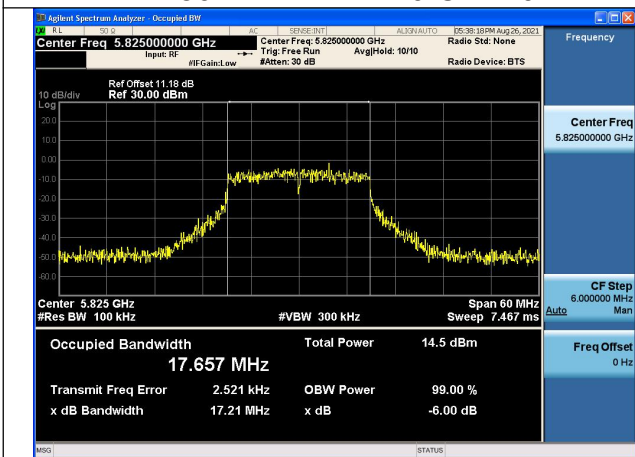
Test Mode:802. 11ac VHT20 Chain0



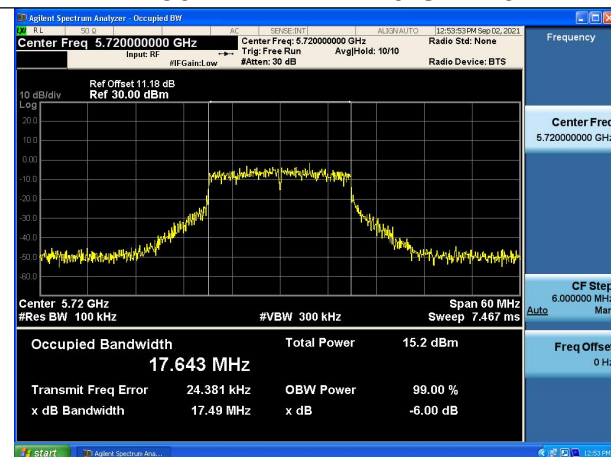
Test Mode:802. 11ac VHT20 Chain0



Test Mode:802. 11ac VHT20 Chain0



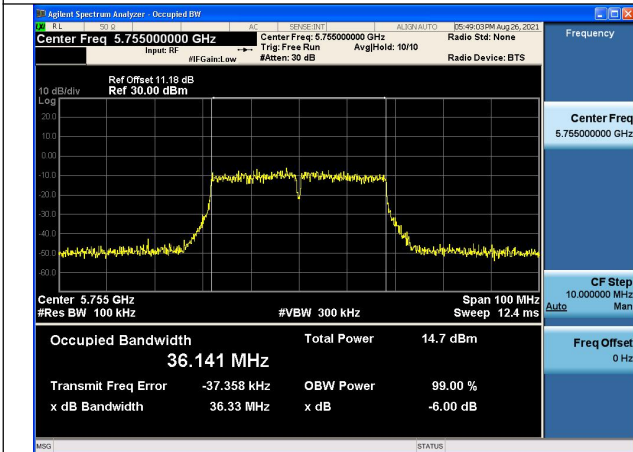
Test Mode:802. 11ac VHT20 Chain0



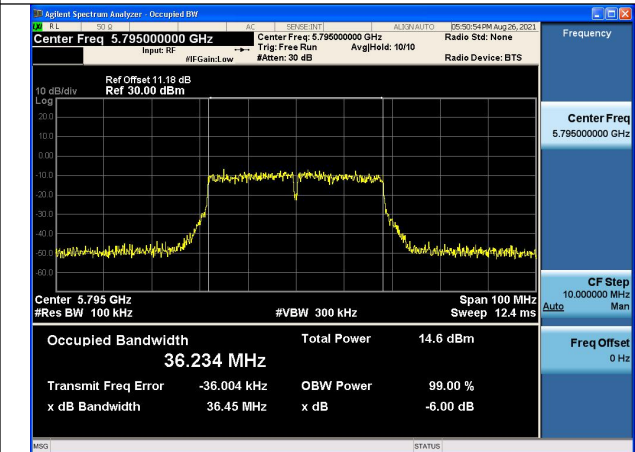
Test Mode:802. 11ac VHT40

Carrier frequency (MHz)	Chain	6dB Bandwidth (MHz)
5755	Chain0	36.33
5795	Chain0	36.45
5710	Chain0	36.33

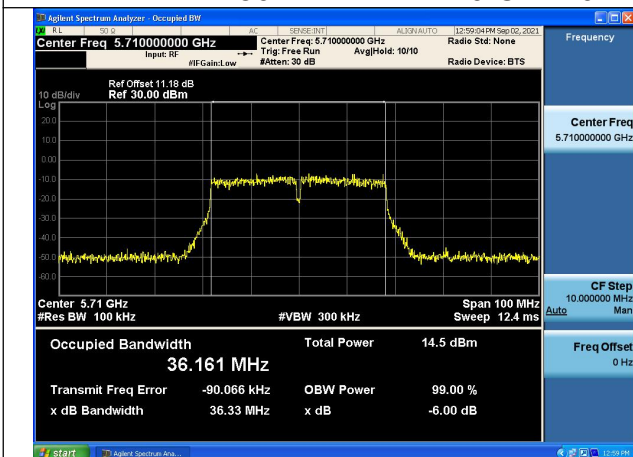
Test Mode:802. 11ac VHT40 Chain0



Test Mode:802. 11ac VHT40 Chain0



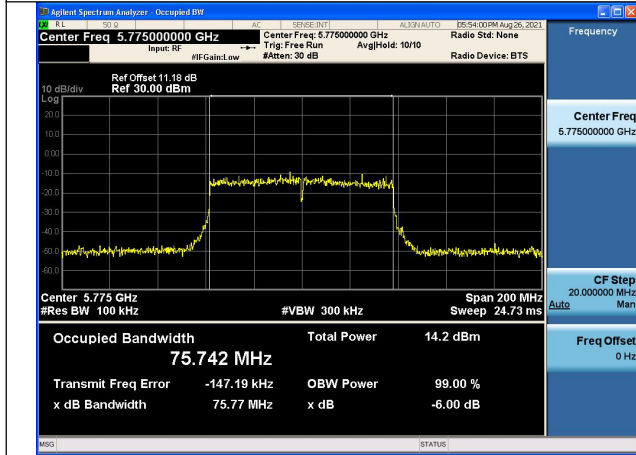
Test Mode:802. 11ac VHT40 Chain0



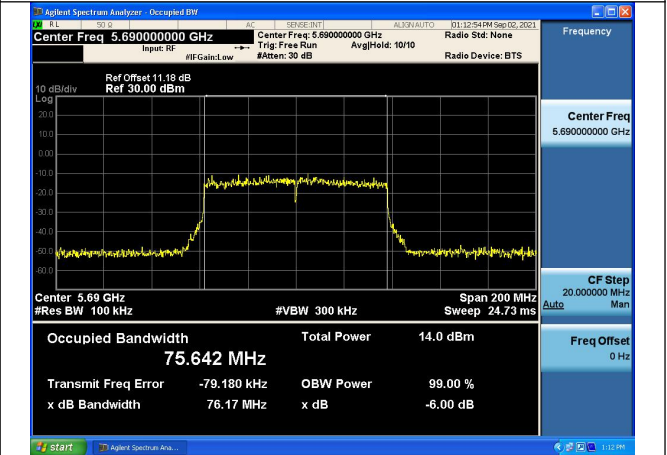
Test Mode:802. 11ac VHT80

Carrier frequency (MHz)	Chain	6dB Bandwidth (MHz)
5775	Chain0	75.77
5690	Chain0	76.17

Test Mode:802. 11ac VHT80 Chain0



Test Mode:802. 11ac VHT80 Chain0



Transmitter Power Spectral Density

Offset 11.5dB = Attenuator 10dB+ Temporary antenna connector loss 0.5dB+ Cable loss 1dB

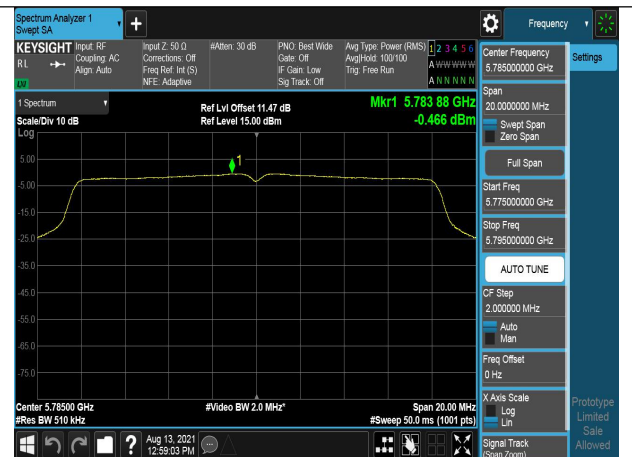
Test Mode:802.11a

Carrier frequency (MHz)	Correction Factor(dB)	Chain	Power Density (dBm)
5745	0.05	Chain0	-0.537
5785		Chain0	-0.416
5825		Chain0	-0.306

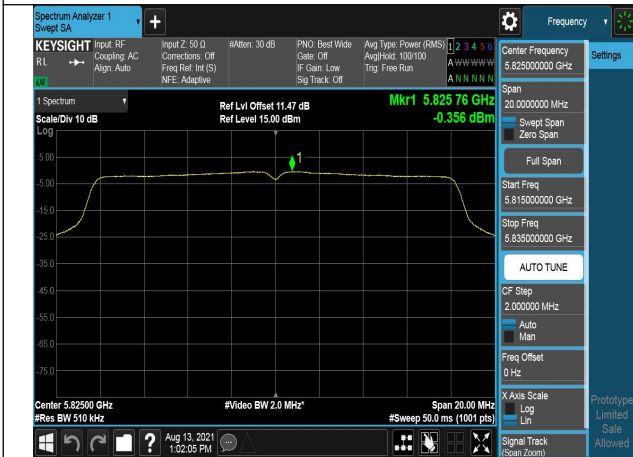
Test Mode:802.11a Chain0



Test Mode:802.11a Chain0



Test Mode:802.11a Chain0

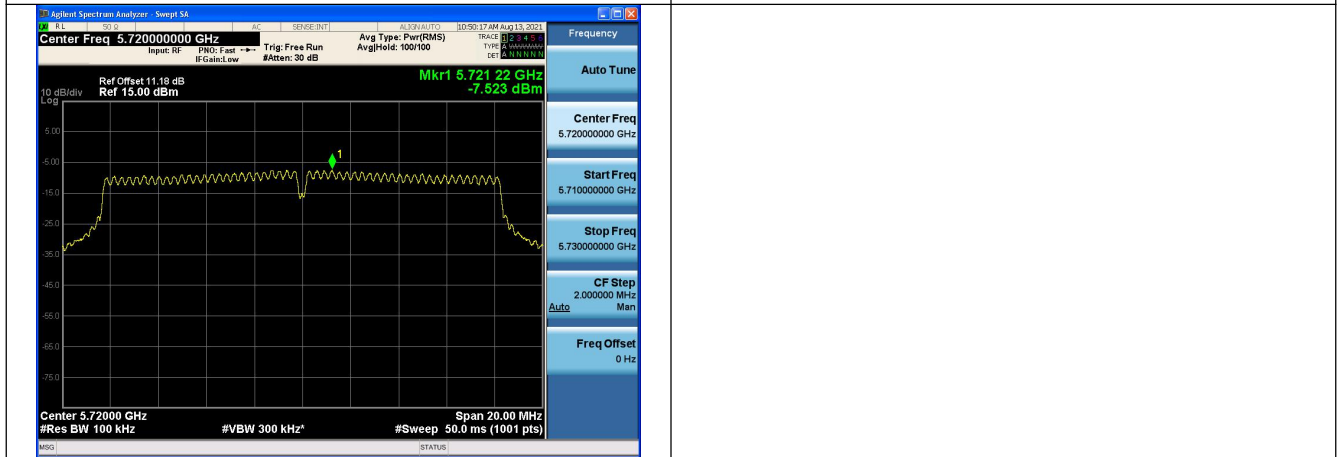


Test Mode:802.11a

Carrier frequency (MHz)	Correction Factor(dB)	Chain	Power Density (dBm/500kHz)
5720	0	Chain0	-7.523

Note: As measurement bandwidth of Maximum PSD is specified in 500 kHz, add $10\log(500\text{kHz}/\text{RBW})$ to the measured result.

Test Mode:802.11a Chain0



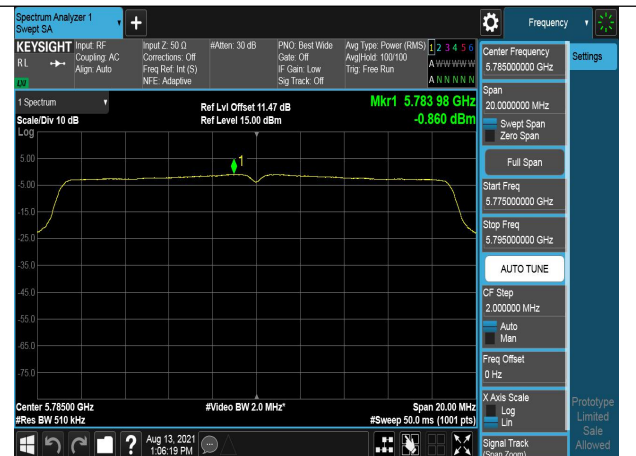
Test Mode:802. 11n HT20

Carrier frequency (MHz)	Correction Factor(dB)	Chain	Power Density (dBm)
5745	0.05	Chain0	-0.971
5785		Chain0	-0.81
5825		Chain0	-0.723

Test Mode:802. 11n HT20 Chain0



Test Mode:802. 11n HT20 Chain0



Test Mode:802. 11n HT20 Chain0

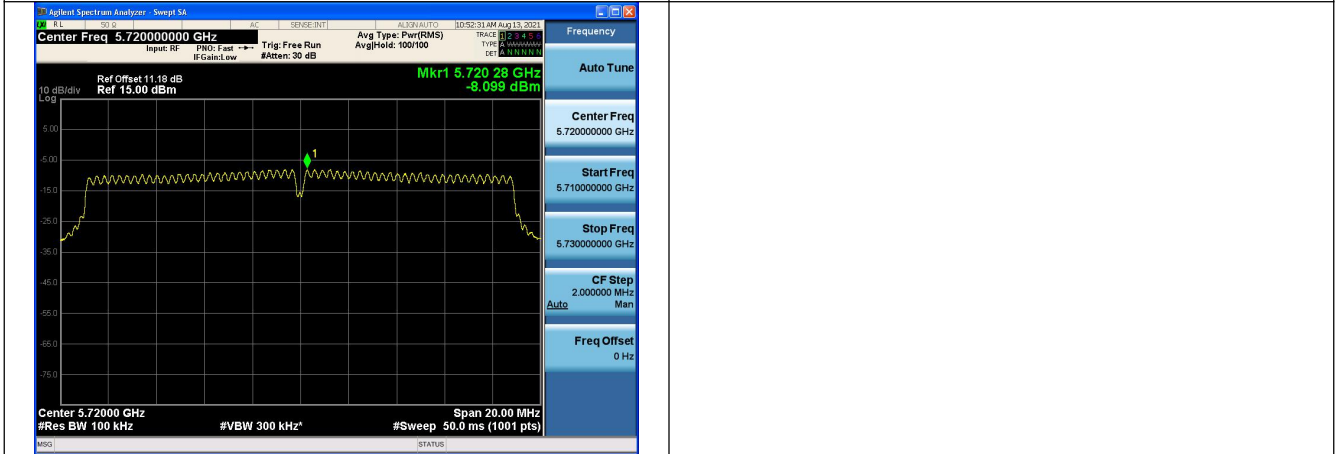


Test Mode:802. 11n HT20

Carrier frequency (MHz)	Correction Factor(dB)	Chain	Power Density (dBm/500kHz)
5720	0	Chain0	-8.099

Note: As measurement bandwidth of Maximum PSD is specified in 500 kHz, add $10\log(500\text{kHz}/\text{RBW})$ to the measured result.

Test Mode:802. 11n HT20 Chain0



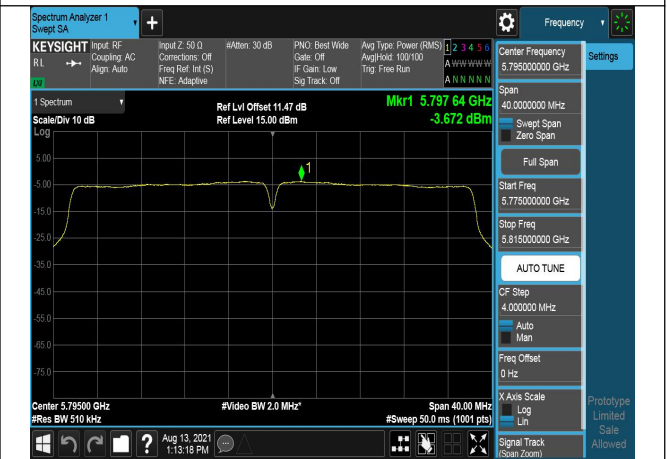
Test Mode:802. 11n HT40

Carrier frequency (MHz)	Correction Factor(dB)	Chain	Power Density (dBm)
5755	0.09	Chain0	-3.558
5795		Chain0	-3.582

Test Mode:802. 11n HT40 Chain0



Test Mode:802. 11n HT40 Chain0



Test Mode:802. 11n HT40

Carrier frequency (MHz)	Correction Factor(dB)	Chain	Power Density (dBm/500kHz)
5710	0	Chain0	-10.777

Note: As measurement bandwidth of Maximum PSD is specified in 500 kHz, add 10log(500kHz/RBW) to the measured result.

Test Mode:802. 11n HT40 Chain0

