

APPENDIX A – TEST DATA OF CONDUCTED EMISSION

LTE Band 4

1 RF Power Output

Modulation	Carrier frequency (MHz)	UL Channel	BW	RB Size	RB Offset	Conducted power (dBm)
QPSK	1710.7	19957	1.4	1	0	23.50
				1	3	23.60
				1	5	23.43
				3	0	23.48
				3	1	23.49
				3	3	23.53
	1732.5	20175		6	0	22.44
				1	0	23.41
				1	3	23.46
				1	5	23.45
				3	0	23.43
				3	1	23.46
	1754.3	20393		3	3	23.47
				6	0	22.47
				1	0	23.54
				1	3	23.62
				1	5	23.57
				3	0	23.51
16QAM	1710.7	19957	3	1	23.60	
			3	3	23.60	
			6	0	22.60	
			1	0	22.54	
			1	3	22.58	
			1	5	22.66	
	1732.5	20175	3	0	22.81	
			3	1	22.78	
			3	3	22.77	
			6	0	21.54	
			1	0	22.62	
			1	3	22.71	
	1754.3	20393	1	5	22.63	
			3	0	22.51	
			3	1	22.73	
			3	3	22.60	
			6	0	21.57	
			1	0	22.78	
			1	3	22.79	
			1	5	22.97	
			3	0	22.75	
			3	1	22.72	
			3	3	22.73	
			6	0	21.39	

Modulation	Carrier frequency (MHz)	UL Channel	BW	RB Size	RB Offset	Conducted power (dBm)
64QAM	1710.7	19957	1.4	1	0	22.03
				1	3	21.96
				1	5	21.96
				3	0	21.70
				3	1	21.77
				3	3	21.70
				6	0	20.66
	1732.5	20175		1	0	21.57
				1	3	21.60
				1	5	21.71
				3	0	21.57
				3	1	21.62
				3	3	21.73
				6	0	20.64
	1754.3	20393		1	0	21.49
				1	3	21.57
				1	5	21.59
				3	0	21.69
				3	1	21.72
				3	3	21.63
				6	0	20.52

Modulation	Carrier frequency (MHz)	UL Channel	BW	RB Size	RB Offset	Conducted power (dBm)
QPSK	1711.5	19965	3	1	0	23.51
				1	8	23.52
				1	14	23.60
				8	0	22.60
				8	4	22.67
				8	7	22.66
	15	0		22.64		
	1	0		23.52		
	1	8		23.54		
	1	14		23.53		
	8	0		22.58		
	8	4		22.53		
	8	7		22.48		
	15	0		22.53		
	1	0		23.59		
	1	8		23.66		
	1	14		23.65		
	8	0		22.68		
8	4	22.74				
8	7	22.75				
15	0	22.74				
16QAM	1711.5	19965	1	0	23.12	
			1	8	23.24	
			1	14	23.18	
			8	0	21.79	
			8	4	21.87	
			8	7	21.80	
	15	0	21.64			
	1	0	22.79			
	1	8	22.71			
	1	14	22.70			
	8	0	21.57			
	8	4	21.64			
	8	7	21.54			
	15	0	21.50			
	1	0	22.83			
	1	8	22.83			
	1	14	22.94			
	8	0	21.70			
	8	4	21.77			
	8	7	21.77			
	15	0	21.81			
	1753.5	20385	1	0	23.59	
			1	8	23.66	
			1	14	23.65	
8			0	22.68		
8			4	22.74		
8			7	22.75		

Modulation	Carrier frequency (MHz)	UL Channel	BW	RB Size	RB Offset	Conducted power (dBm)
64QAM	1711.5	19965	3	1	0	21.92
				1	8	21.92
				1	14	21.96
				8	0	20.83
				8	4	20.71
				8	7	20.77
				15	0	20.65
	1732.5	20175		1	0	21.61
				1	8	21.65
				1	14	21.58
				8	0	20.49
				8	4	20.40
				8	7	20.47
				15	0	20.75
	1753.5	20385		1	0	21.53
				1	8	21.66
				1	14	21.58
				8	0	20.67
				8	4	20.75
				8	7	20.76
				15	0	20.73

Modulation	Carrier frequency (MHz)	UL Channel	BW	RB Size	RB Offset	Conducted power (dBm)
QPSK	1712.5	19975	5	1	0	23.58
				1	12	23.48
				1	24	23.55
				12	0	22.58
				12	7	22.67
				12	13	22.66
	1732.5	20175		25	0	22.67
				1	0	23.39
				1	12	23.43
				1	24	23.46
				12	0	22.48
				12	7	22.50
	1752.5	20375		12	13	22.49
				25	0	22.48
				1	0	23.49
				1	12	23.75
				1	24	23.54
				12	0	22.69
16QAM	1712.5	19975	12	7	22.78	
			12	13	22.78	
			25	0	22.78	
			1	0	22.30	
			1	12	22.83	
			1	24	22.57	
	1732.5	20175	12	0	21.56	
			12	7	21.63	
			12	13	21.62	
			25	0	21.68	
			1	0	22.47	
			1	12	22.39	
	1752.5	20375	1	24	22.57	
			12	0	21.48	
			12	7	21.38	
			12	13	21.38	
			25	0	21.46	
			1	0	22.99	
			1	12	23.04	
			1	24	22.94	
			12	0	21.78	
			12	7	21.83	
			12	13	21.87	
			25	0	21.76	

Modulation	Carrier frequency (MHz)	UL Channel	BW	RB Size	RB Offset	Conducted power (dBm)
64QAM	1712.5	19975	5	1	0	21.59
				1	12	21.68
				1	24	21.69
				12	0	20.73
				12	7	20.77
				12	13	20.80
				25	0	20.67
	1732.5	20175		1	0	21.43
				1	12	21.47
				1	24	21.51
				12	0	20.51
				12	7	20.42
				12	13	20.48
				25	0	20.49
	1752.5	20375		1	0	21.70
				1	12	21.88
				1	24	21.95
				12	0	20.67
				12	7	20.88
				12	13	20.89
				25	0	20.78

Modulation	Carrier frequency (MHz)	UL Channel	BW	RB Size	RB Offset	Conducted power (dBm)
QPSK	1715	20000	10	1	0	23.47
				1	25	23.42
				1	49	23.44
				25	0	22.62
				25	12	22.54
				25	25	22.56
	1732.5	20175		50	0	22.50
				1	0	23.37
				1	25	23.49
				1	49	23.54
				25	0	22.52
				25	12	22.53
	1750	20350		25	25	22.55
				50	0	22.49
				1	0	23.46
				1	25	23.67
				1	49	23.60
				25	0	22.63
16QAM	1715	20000	25	12	22.78	
			25	25	22.80	
			50	0	22.76	
			1	0	22.72	
			1	25	22.58	
			1	49	22.68	
	1732.5	20175	25	0	21.69	
			25	12	21.66	
			25	25	21.63	
			50	0	21.38	
			1	0	23.13	
			1	25	23.23	
	1750	20350	1	49	23.34	
			25	0	21.59	
			25	12	21.56	
			25	25	21.50	
			50	0	21.46	
			1	0	22.92	
			1	25	22.92	
			1	49	22.77	
			25	0	21.70	
			25	12	21.77	
			25	25	21.66	
			50	0	21.66	

Modulation	Carrier frequency (MHz)	UL Channel	BW	RB Size	RB Offset	Conducted power (dBm)
64QAM	1715	20000	10	1	0	21.42
				1	25	21.43
				1	49	21.31
				25	0	20.71
				25	12	20.66
				25	25	20.65
				50	0	20.60
	1732.5	20175		1	0	22.05
				1	25	21.74
				1	49	21.79
				25	0	20.57
				25	12	20.48
				25	25	20.57
				50	0	20.49
	1750	20350		1	0	21.40
				1	25	21.62
				1	49	21.86
				25	0	20.71
				25	12	20.90
				25	25	20.84
				50	0	20.73

Modulation	Carrier frequency (MHz)	UL Channel	BW	RB Size	RB Offset	Conducted power (dBm)
QPSK	1717.5	20025	15	1	0	23.48
				1	37	23.27
				1	74	23.26
				36	0	22.53
				36	29	22.41
				36	30	22.27
	1732.5	20175		75	0	22.46
				1	0	23.25
				1	37	23.36
				1	74	23.33
				36	0	22.48
				36	29	22.44
	1747.5	20325		36	30	22.31
				75	0	22.35
				1	0	23.46
				1	37	23.51
				1	74	23.51
				36	0	22.65
16QAM	1717.5	20025	36	29	22.66	
			36	30	22.65	
			75	0	22.60	
			1	0	23.06	
			1	37	22.94	
			1	74	22.77	
	1732.5	20175	36	0	21.52	
			36	29	21.32	
			36	30	21.41	
			75	0	21.42	
			1	0	23.11	
			1	37	23.12	
	1747.5	20325	1	74	23.07	
			36	0	21.50	
			36	29	21.44	
			36	30	21.46	
			75	0	21.40	
			1	0	22.78	
			1	37	22.97	
			1	74	23.07	
			36	0	21.61	
			36	29	21.63	
			36	30	21.63	
			75	0	21.62	

Modulation	Carrier frequency (MHz)	UL Channel	BW	RB Size	RB Offset	Conducted power (dBm)
64QAM	1717.5	20025	15	1	0	21.83
				1	37	21.63
				1	74	21.67
				36	0	20.59
				36	29	20.40
				36	30	20.37
				75	0	20.55
	1732.5	20175		1	0	21.76
				1	37	21.73
				1	74	21.77
				36	0	20.55
				36	29	20.41
				36	30	20.44
				75	0	20.36
	1747.5	20325		1	0	21.53
				1	37	21.54
				1	74	21.67
				36	0	20.66
				36	29	20.67
				36	30	20.68
				75	0	20.63

Modulation	Carrier frequency (MHz)	UL Channel	BW	RB Size	RB Offset	Conducted power (dBm)
QPSK	1720	20050	20	1	0	23.42
				1	49	23.29
				1	99	23.32
				50	0	22.56
				50	24	22.42
				50	50	22.37
	1732.5	20175		100	0	22.43
				1	0	23.48
				1	49	23.48
				1	99	23.48
				50	0	22.47
				50	24	22.33
	1745	20300		50	50	22.38
				100	0	22.45
				1	0	23.44
				1	49	23.57
				1	99	23.45
				50	0	22.56
16QAM	1720	20050	50	24	22.59	
			50	50	22.55	
			100	0	22.57	
			1	0	22.83	
			1	49	22.73	
			1	99	22.79	
	1732.5	20175	50	0	21.54	
			50	24	21.33	
			50	50	21.26	
			100	0	21.44	
			1	0	22.88	
			1	49	22.81	
	1745	20300	1	99	22.77	
			50	0	21.53	
			50	24	21.43	
			50	50	21.32	
			100	0	21.31	
			1	0	23.08	
			1	49	22.82	
			1	99	22.53	
			50	0	21.56	
			50	24	21.57	
			50	50	21.52	
			100	0	21.61	

Modulation	Carrier frequency (MHz)	UL Channel	BW	RB Size	RB Offset	Conducted power (dBm)
64QAM	1720	20050	20	1	0	21.65
				1	49	21.58
				1	99	21.68
				50	0	20.59
				50	24	20.38
				50	50	20.38
				100	0	20.48
	1732.5	20175		1	0	21.79
				1	49	21.95
				1	99	21.74
				50	0	20.53
				50	24	20.38
				50	50	20.43
				100	0	20.39
	1745	20300		1	0	21.45
				1	49	21.37
				1	99	21.39
				50	0	20.59
				50	24	20.64
				50	50	20.56
				100	0	20.55

2 Occupied Bandwidth

Band	Carrier frequency (MHz)	Channel	BW (MHz)	RB Size	RB Offset	Bandwidth of 99% Power (MHz)					
						QPSK		16-QAM		64-QAM	
4	1710.7	19957	1.4	6	0	1.082	Fig.1	1.082	Fig.2	1.088	Fig.3
	1732.5	20175		6	0	1.082	Fig.4	1.076	Fig.5	1.082	Fig.6
	1754.3	20393		6	0	1.076	Fig.7	1.082	Fig.8	1.082	Fig.9
	1711.5	19965	3	15	0	2.683	Fig.10	2.683	Fig.11	2.683	Fig.12
	1732.5	20175		15	0	2.683	Fig.13	2.683	Fig.14	2.683	Fig.15
	1753.5	20385		15	0	2.683	Fig.16	2.683	Fig.17	2.683	Fig.18
	1712.5	19975	5	25	0	4.472	Fig.19	4.472	Fig.20	4.472	Fig.21
	1732.5	20175		25	0	4.493	Fig.22	4.472	Fig.23	4.472	Fig.24
	1752.5	20375		25	0	4.472	Fig.25	4.472	Fig.26	4.472	Fig.27
	1715	20000	10	50	0	8.944	Fig.28	8.944	Fig.29	8.944	Fig.30
	1732.5	20175		50	0	8.944	Fig.31	8.944	Fig.32	8.944	Fig.33
	1750	20350		50	0	8.944	Fig.34	8.944	Fig.35	8.944	Fig.36
	1717.5	20025	15	75	0	13.415	Fig.37	13.415	Fig.38	13.415	Fig.39
	1732.5	20175		75	0	13.415	Fig.40	13.415	Fig.41	13.415	Fig.42
	1747.5	20325		75	0	13.415	Fig.43	13.415	Fig.44	13.480	Fig.45
	1720	20050	20	100	0	17.887	Fig.46	17.974	Fig.47	17.887	Fig.48
1732.5	20175	100		0	17.887	Fig.49	17.887	Fig.50	17.887	Fig.51	
1745	20300	100		0	17.887	Fig.52	17.887	Fig.53	17.887	Fig.54	

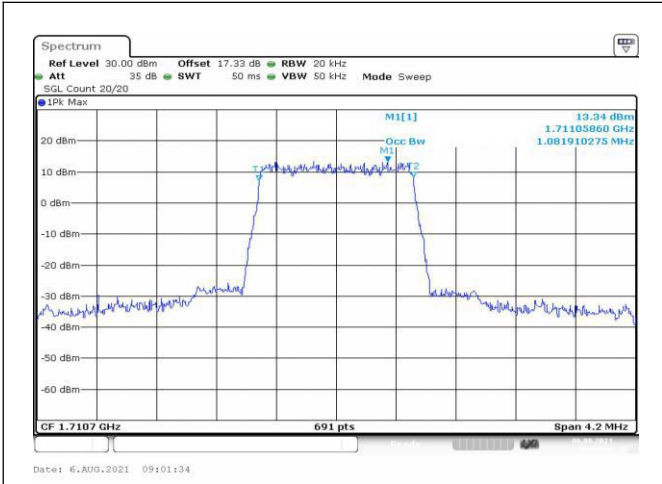


Fig.1

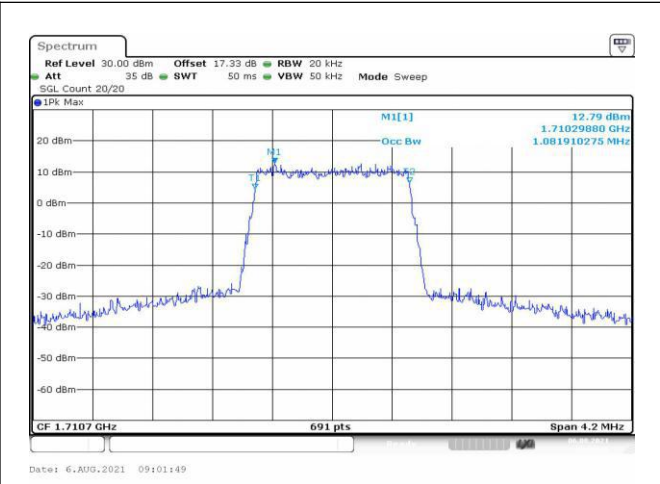


Fig.2

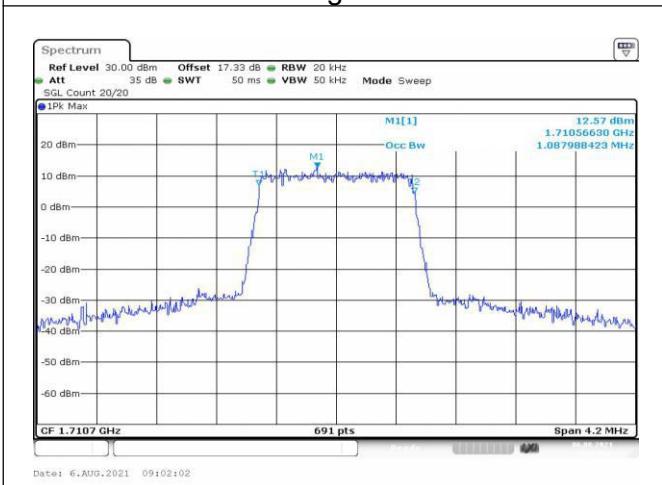


Fig.3

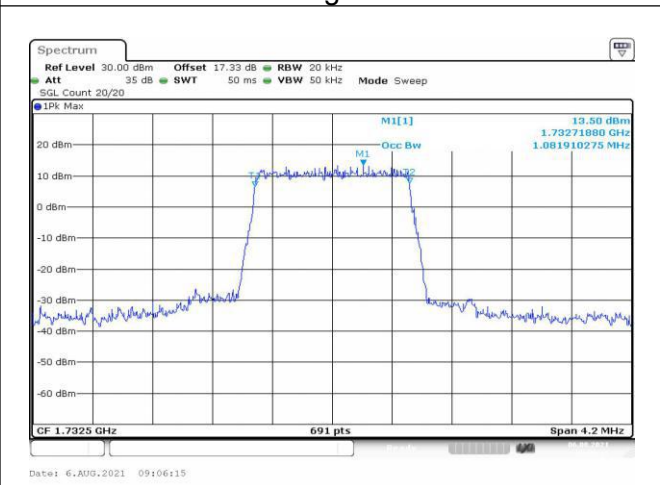


Fig.4

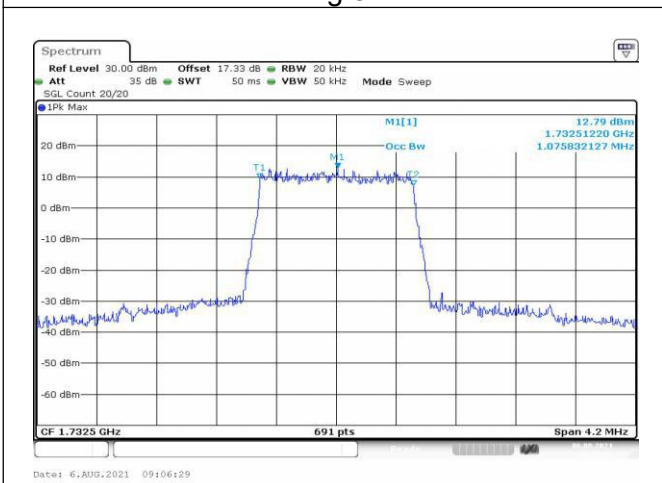


Fig.5

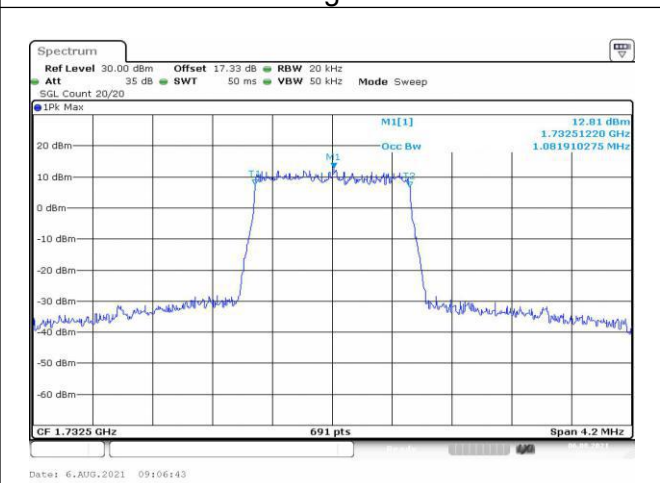


Fig.6

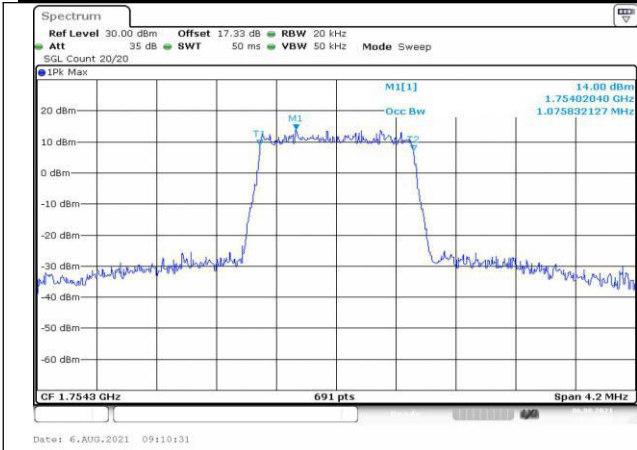


Fig.7

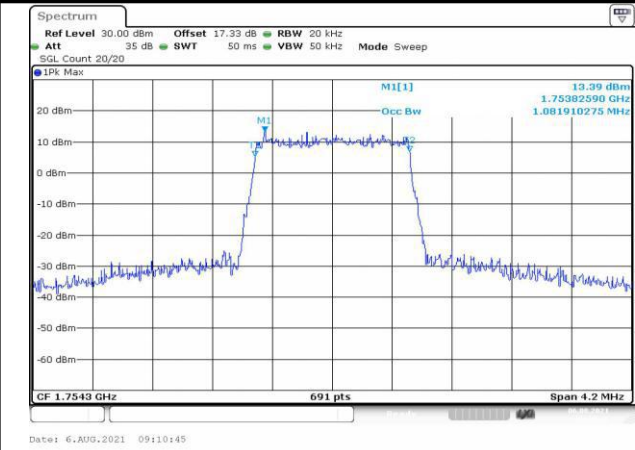


Fig.8

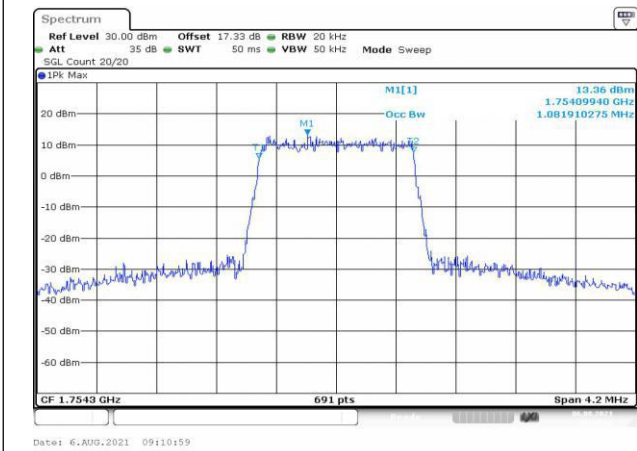


Fig.9

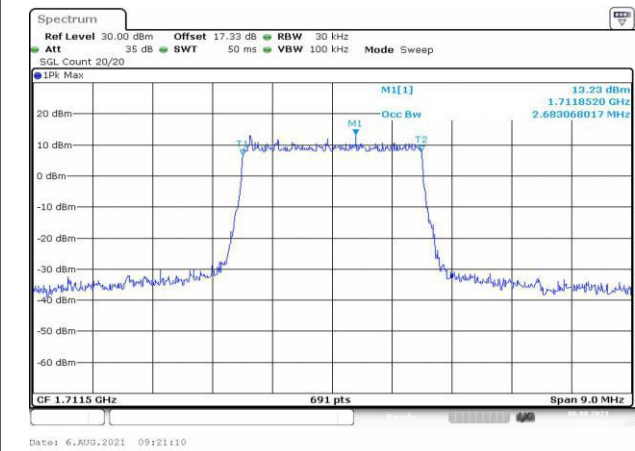


Fig.10

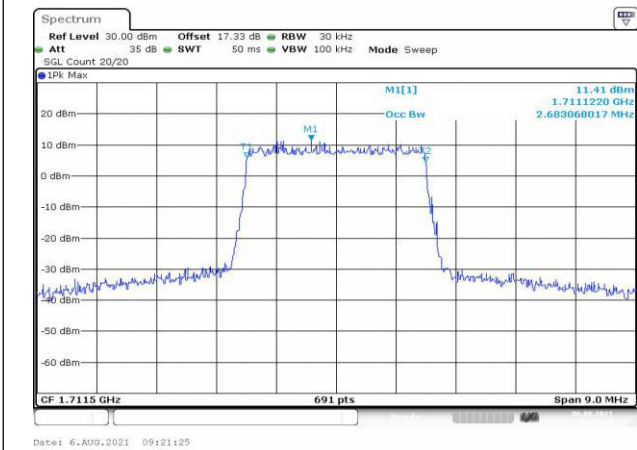


Fig.11

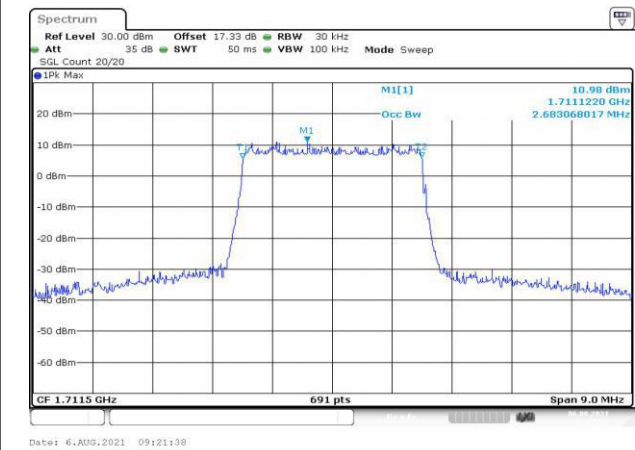


Fig.12

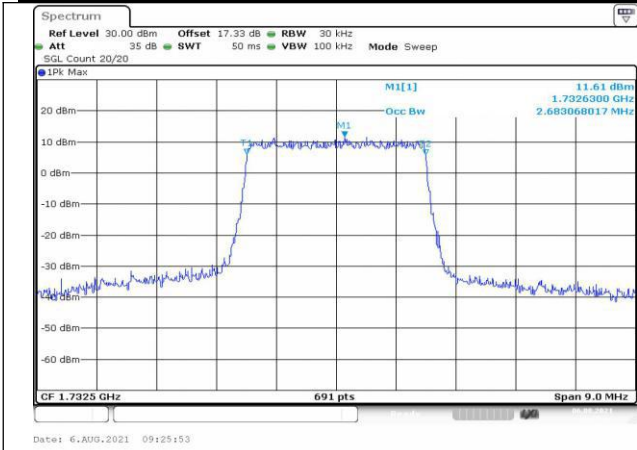


Fig. 13

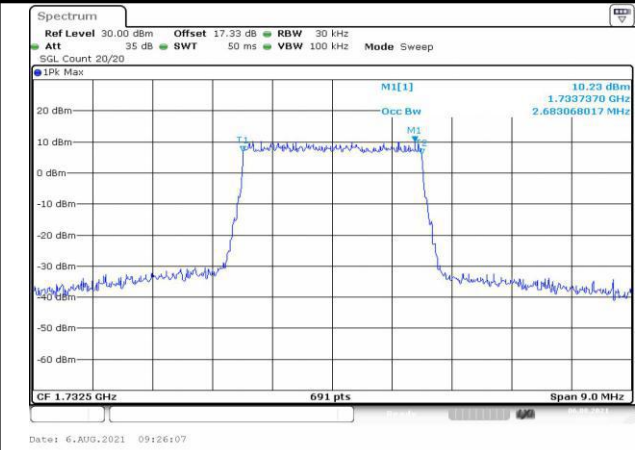


Fig. 14

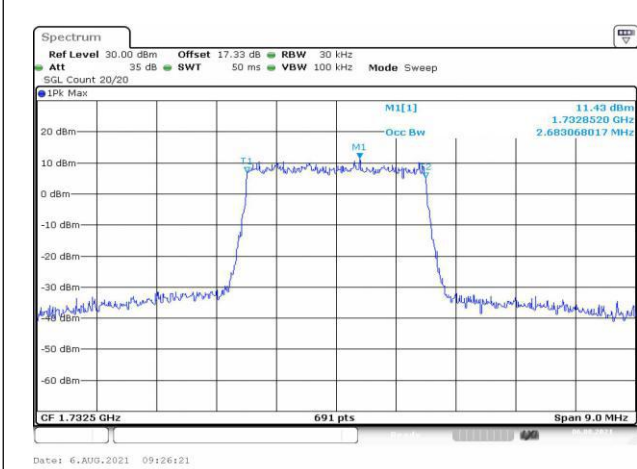


Fig. 15

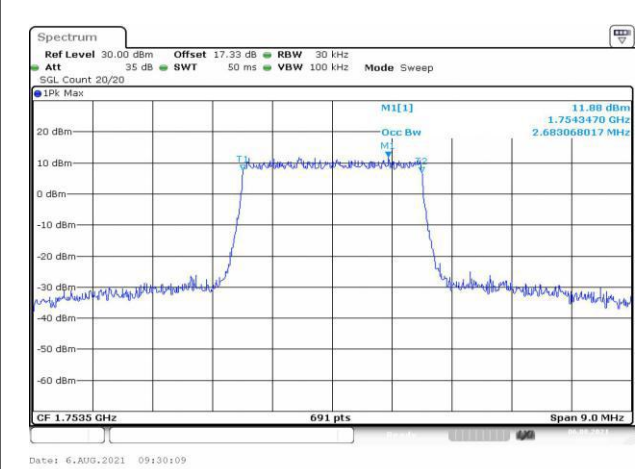


Fig. 16

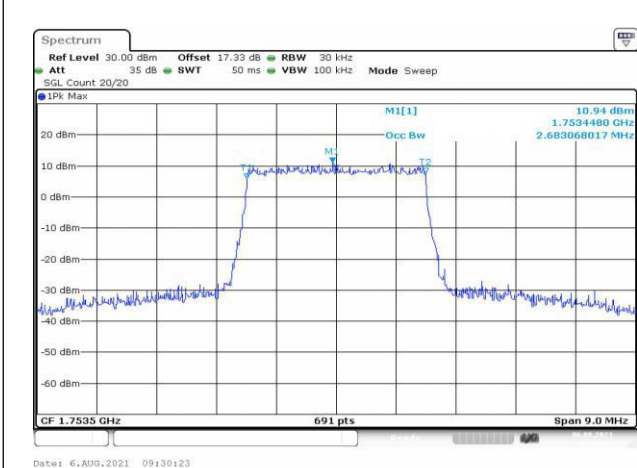


Fig. 17

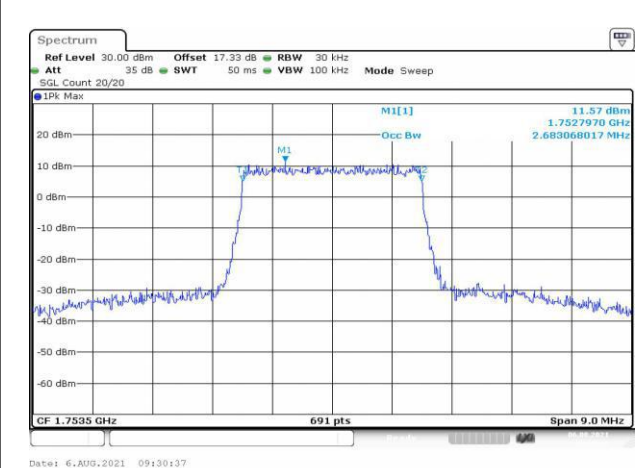


Fig. 18

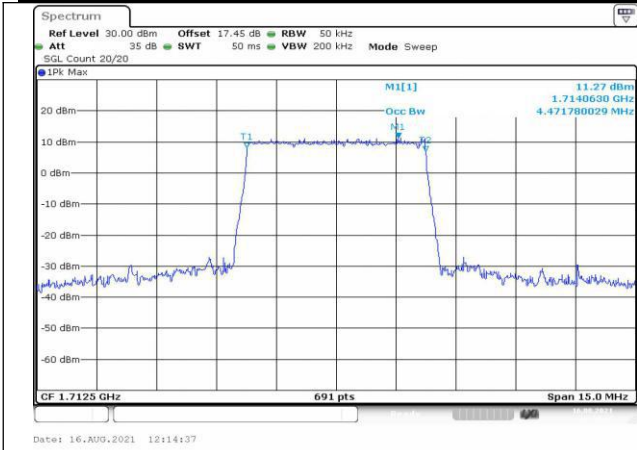


Fig.19

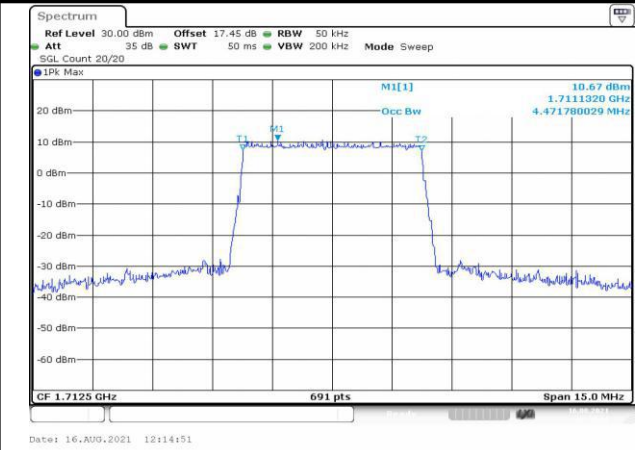


Fig.20

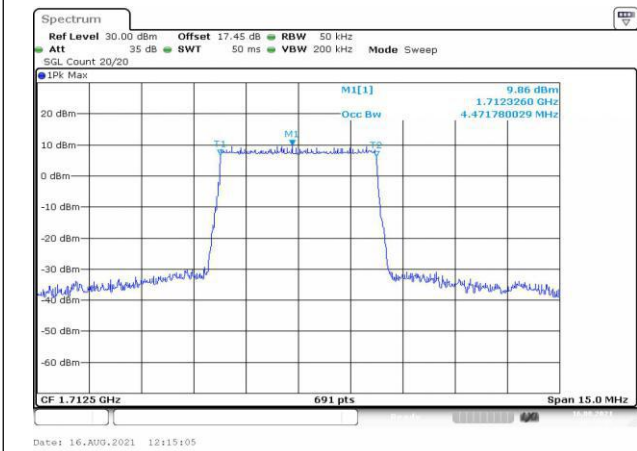


Fig.21

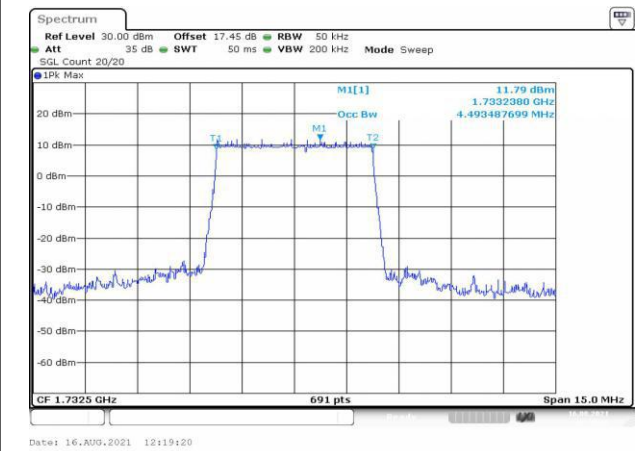


Fig.22

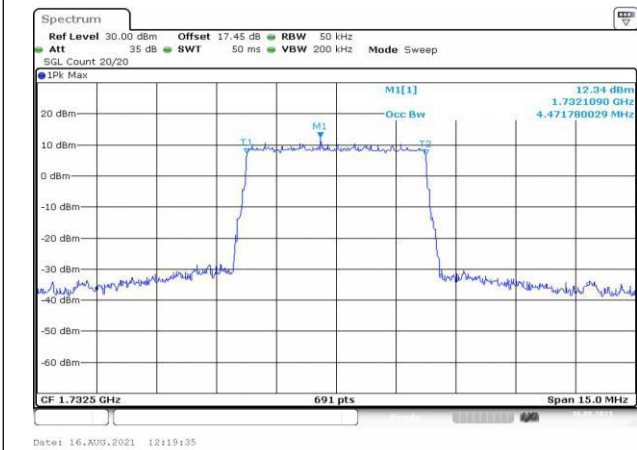


Fig.23

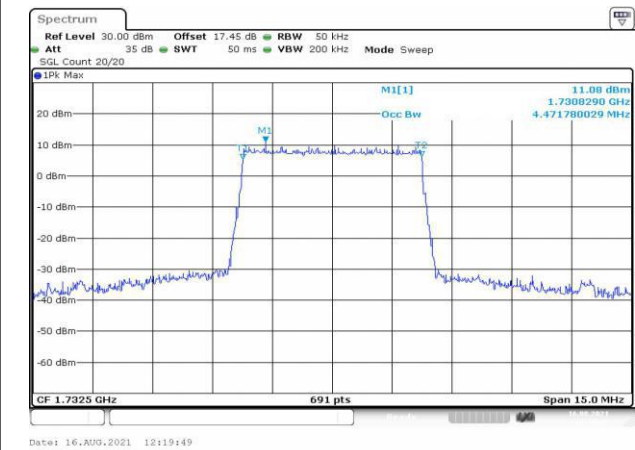


Fig.24

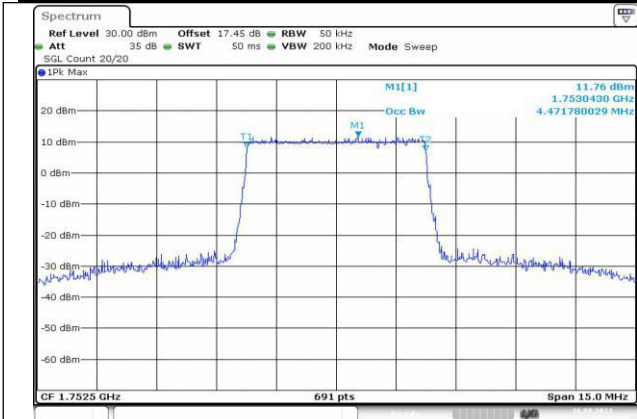


Fig.25

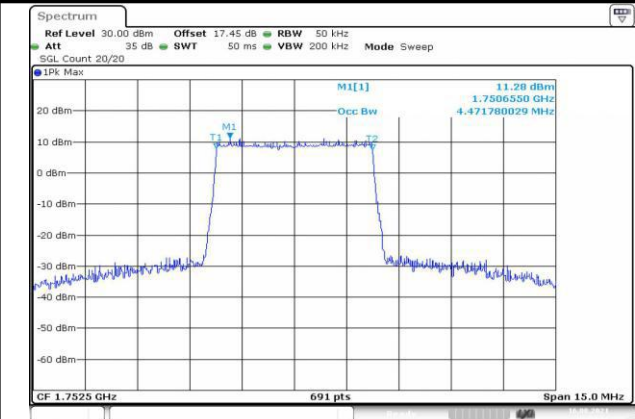


Fig.26

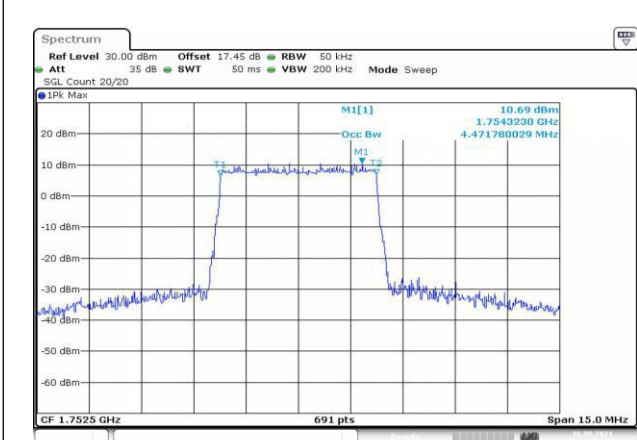


Fig.27

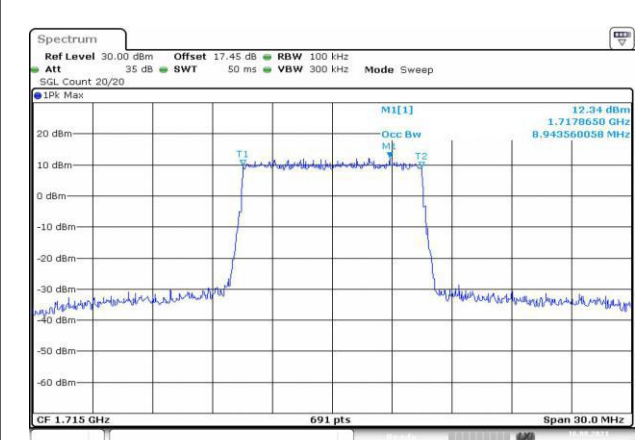


Fig.28

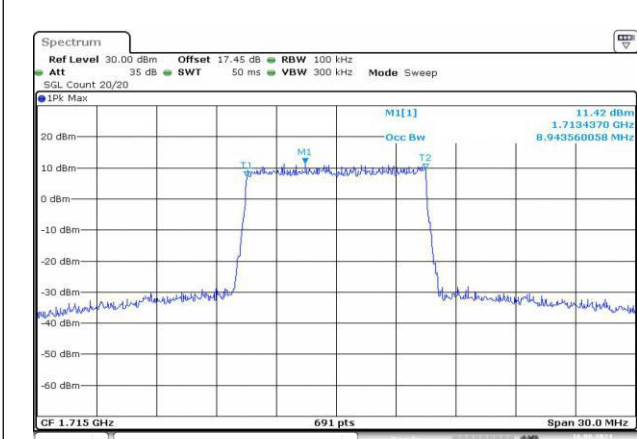


Fig.29

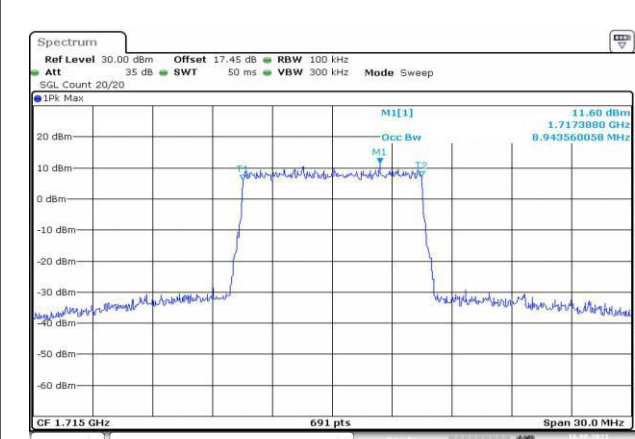


Fig.30

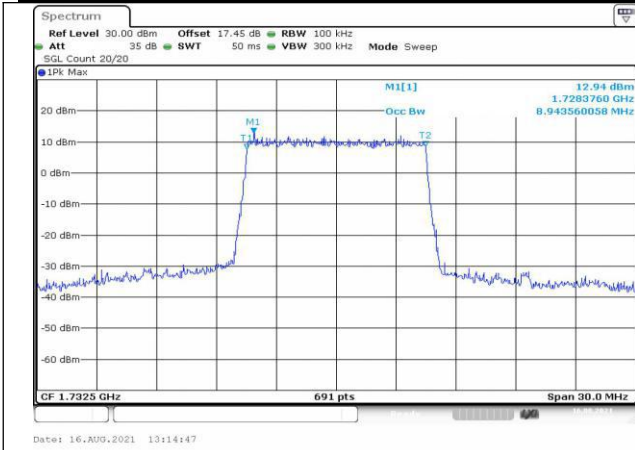


Fig.31

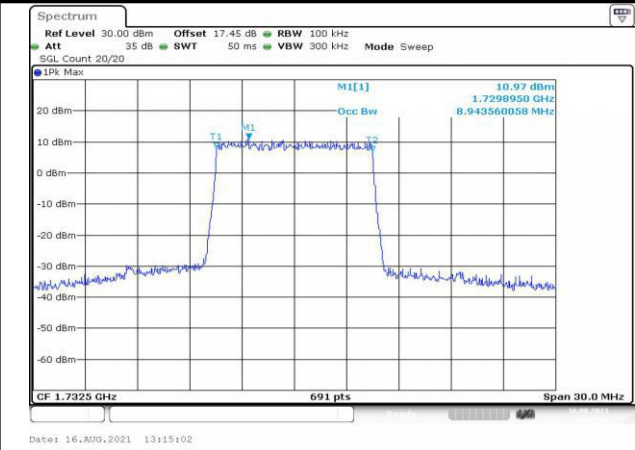


Fig.32

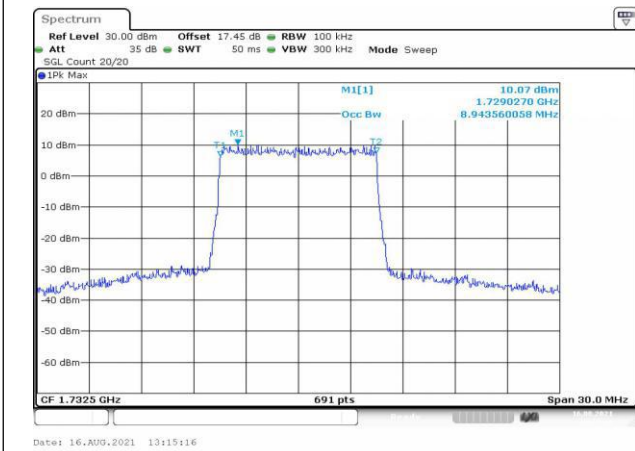


Fig.33

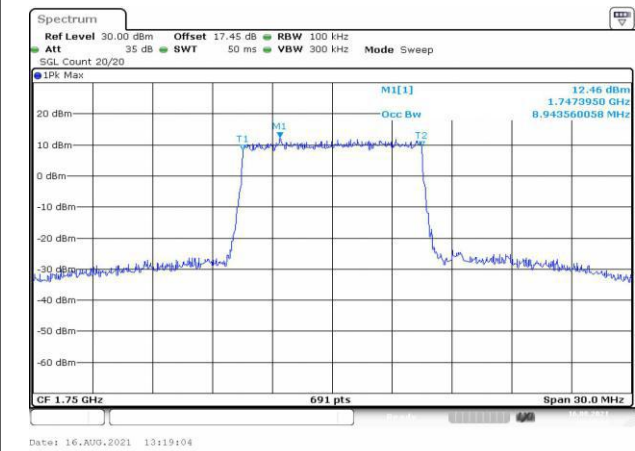


Fig.34

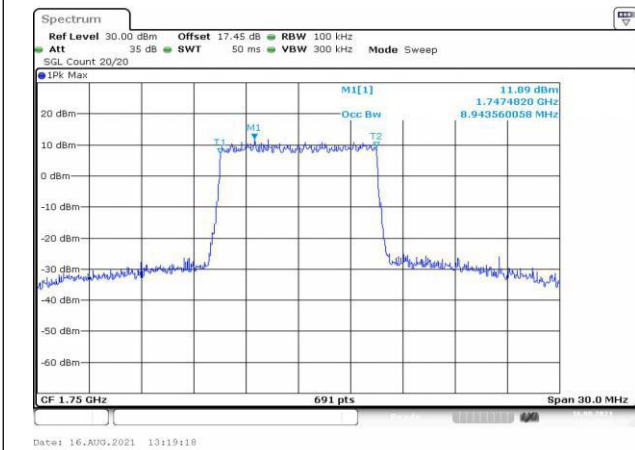


Fig.35

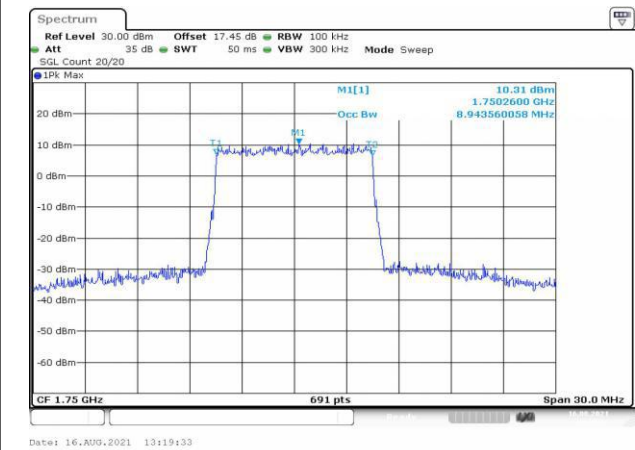


Fig.36

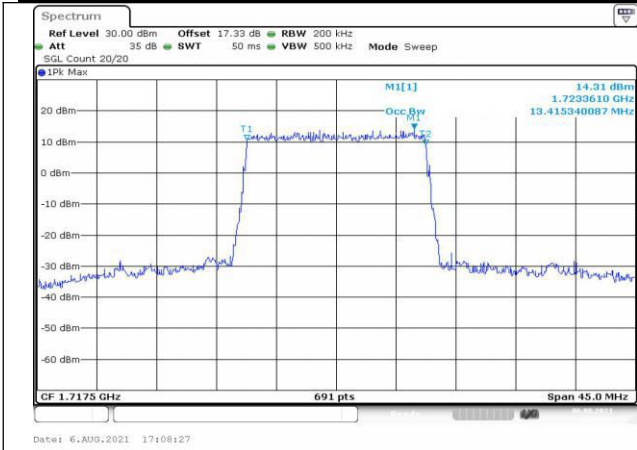


Fig.37

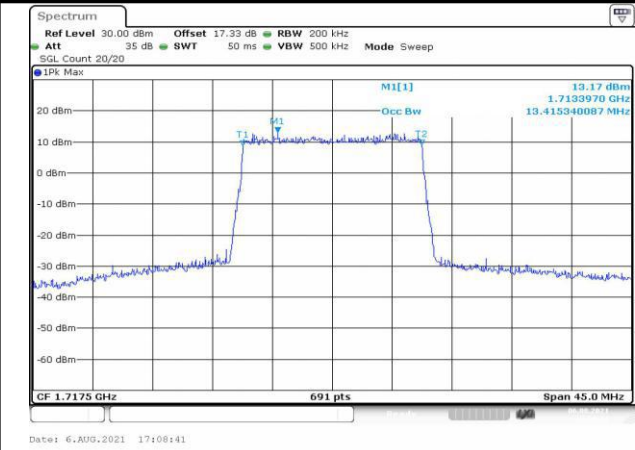


Fig.38

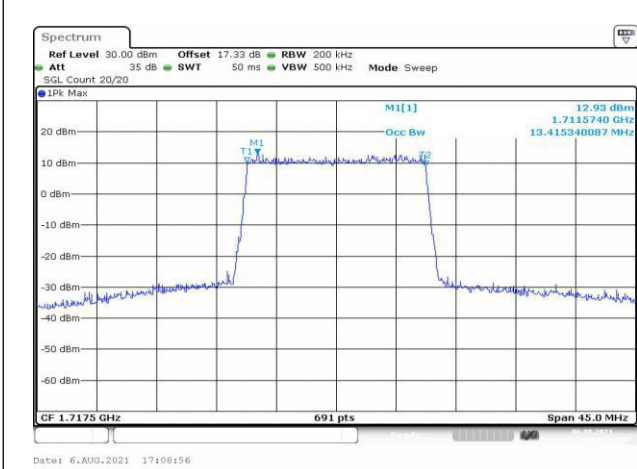


Fig.39

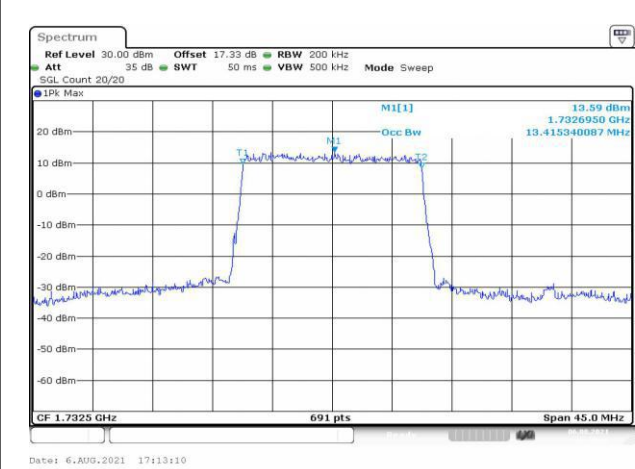


Fig.40

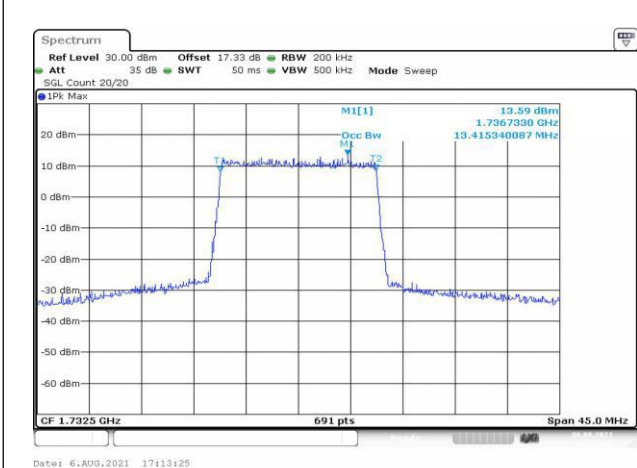


Fig.41

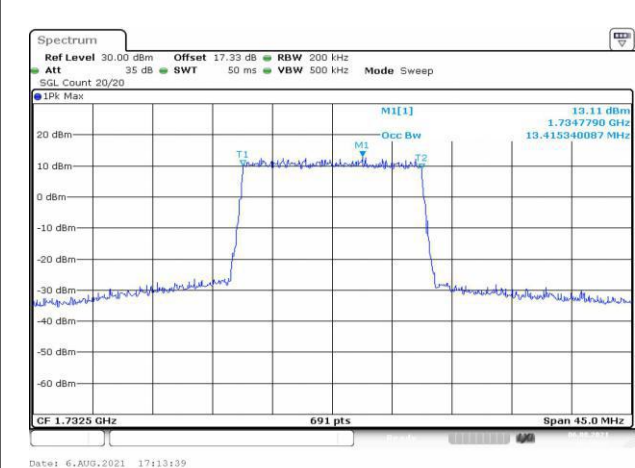


Fig.42



Fig.43

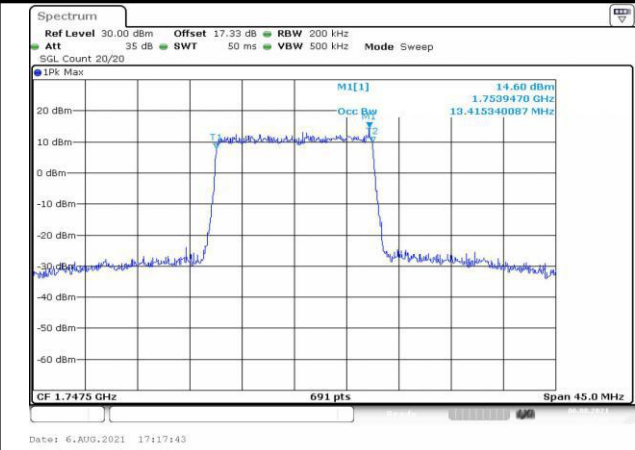


Fig.44

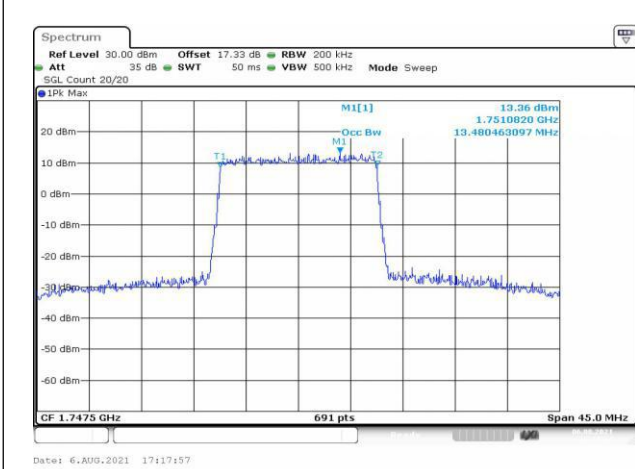


Fig.45

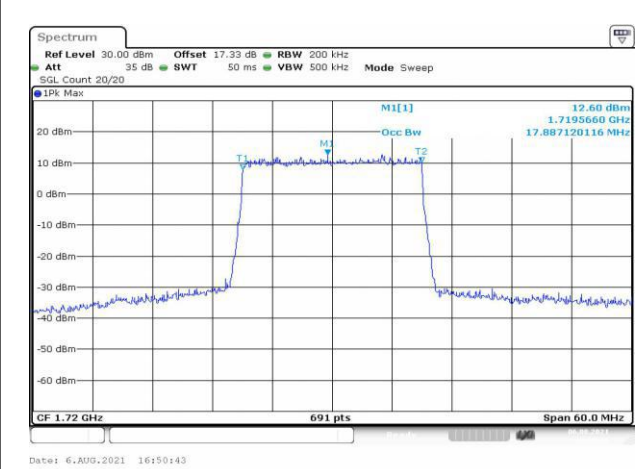


Fig.46

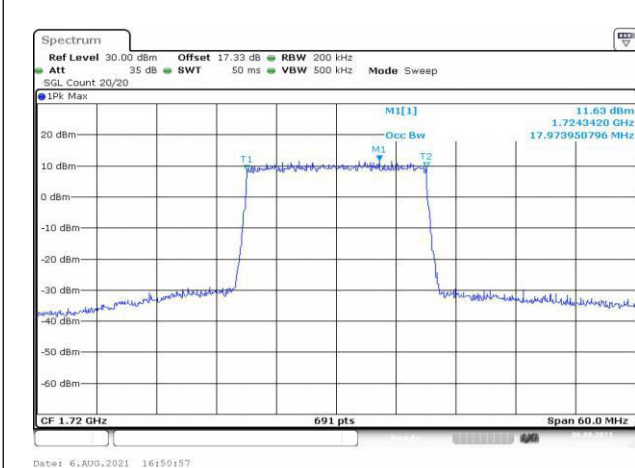


Fig.47

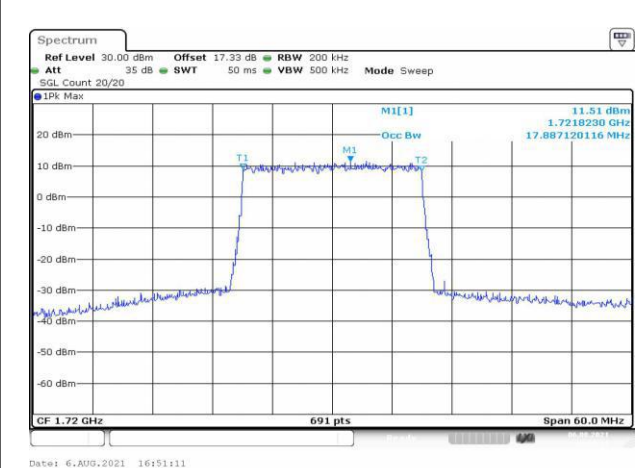


Fig.48

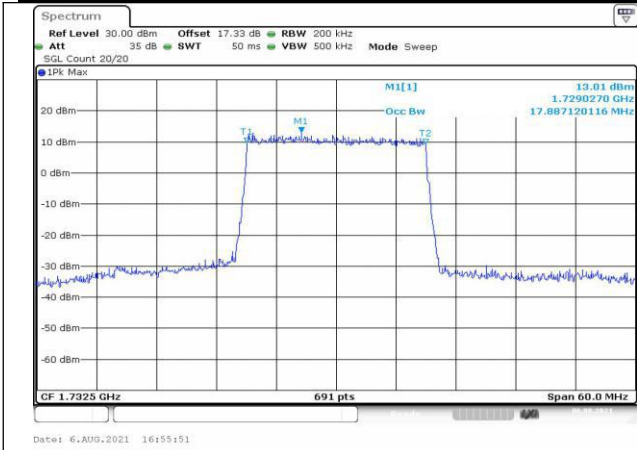


Fig.49



Fig.50

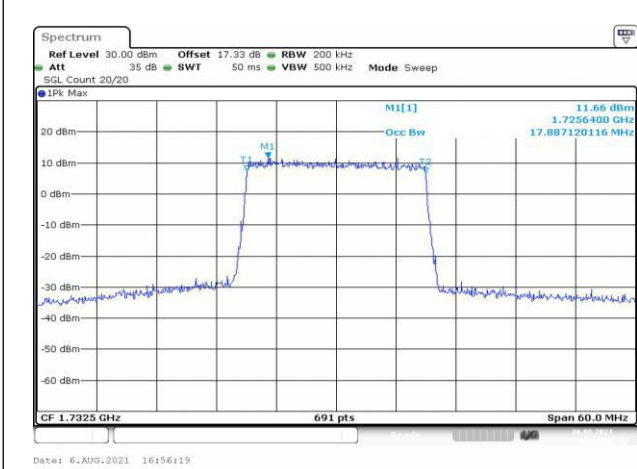


Fig.51

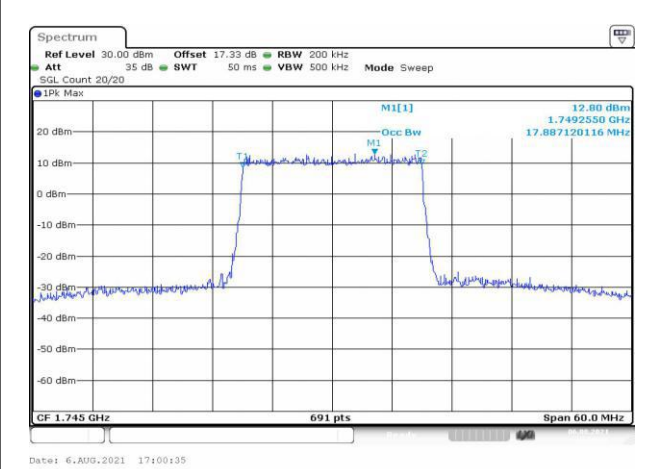


Fig.52

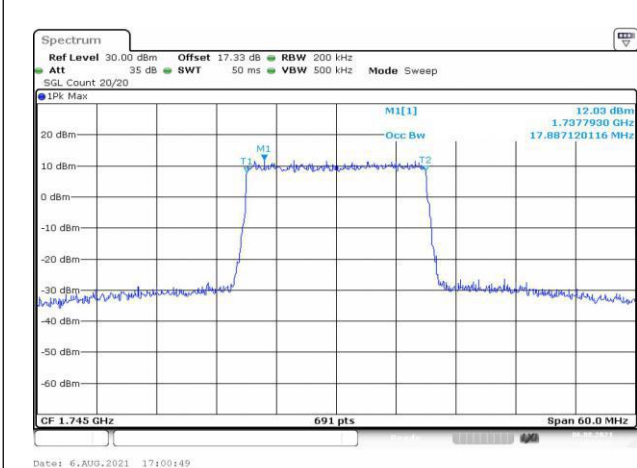


Fig.53

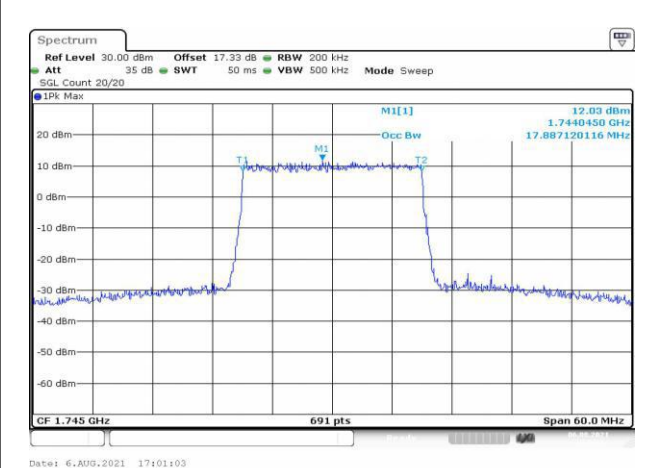


Fig.54

3 Emission Bandwidth

Band	Carrier frequency (MHz)	Channel	BW (MHz)	RB Size	RB Offset	Bandwidth of -26dB transmitter power (MHz)					
						QPSK		16-QAM		64-QAM	
4	1710.7	19957	1.4	6	0	1.222	Fig.1	1.210	Fig.2	1.228	Fig.3
	1732.5	20175		6	0	1.222	Fig.4	1.210	Fig.5	1.210	Fig.6
	1754.3	20393		6	0	1.210	Fig.7	1.216	Fig.8	1.228	Fig.9
	1711.5	19965	3	15	0	2.957	Fig.10	2.918	Fig.11	2.931	Fig.12
	1732.5	20175		15	0	2.904	Fig.13	2.931	Fig.14	2.957	Fig.15
	1753.5	20385		15	0	2.931	Fig.16	2.944	Fig.17	2.931	Fig.18
	1712.5	19975	5	25	0	4.841	Fig.19	4.906	Fig.20	4.863	Fig.21
	1732.5	20175		25	0	4.884	Fig.22	4.841	Fig.23	4.906	Fig.24
	1752.5	20375		25	0	4.841	Fig.25	4.863	Fig.26	4.884	Fig.27
	1715	20000	10	50	0	9.551	Fig.28	9.595	Fig.29	9.638	Fig.30
	1732.5	20175		50	0	9.638	Fig.31	9.638	Fig.32	9.595	Fig.33
	1750	20350		50	0	9.551	Fig.34	9.595	Fig.35	9.638	Fig.36
	1717.5	20025	15	75	0	14.522	Fig.37	14.457	Fig.38	14.588	Fig.39
	1732.5	20175		75	0	14.588	Fig.40	14.392	Fig.41	14.522	Fig.42
	1747.5	20325		75	0	14.588	Fig.43	14.392	Fig.44	14.457	Fig.45
	1720	20050	20	100	0	19.103	Fig.46	19.103	Fig.47	19.103	Fig.48
1732.5	20175	100		0	18.929	Fig.49	19.103	Fig.50	19.103	Fig.51	
1745	20300	100		0	19.276	Fig.52	19.103	Fig.53	19.103	Fig.54	

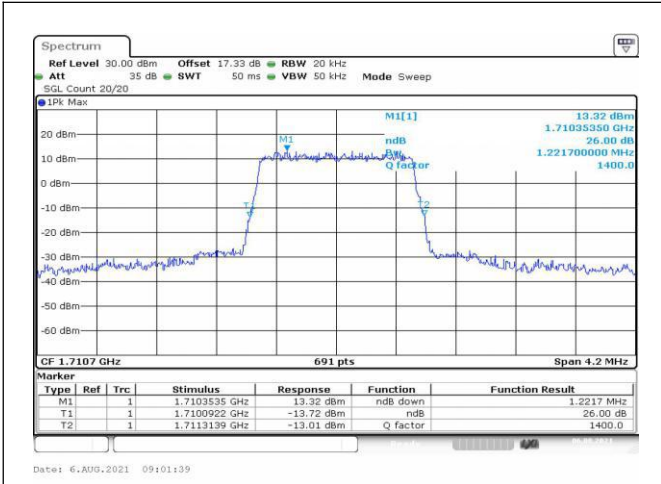


Fig.1

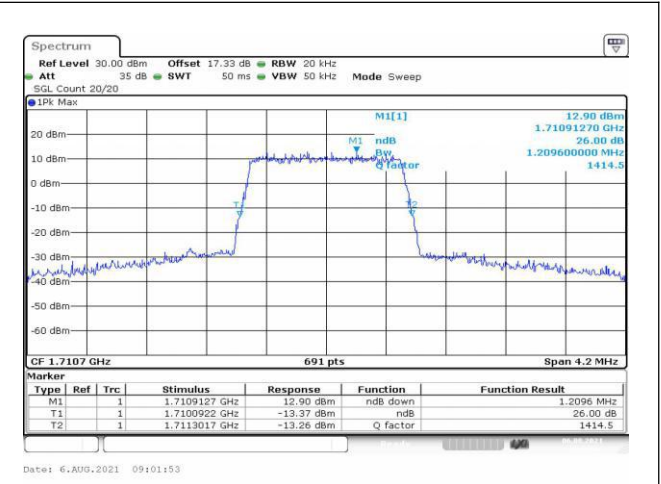


Fig.2

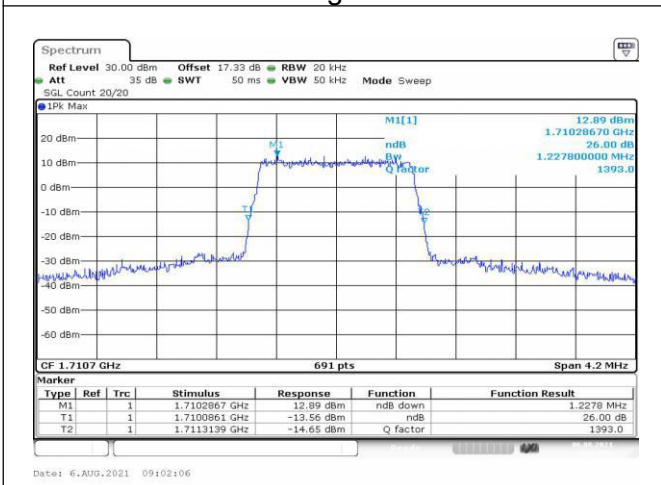


Fig.3

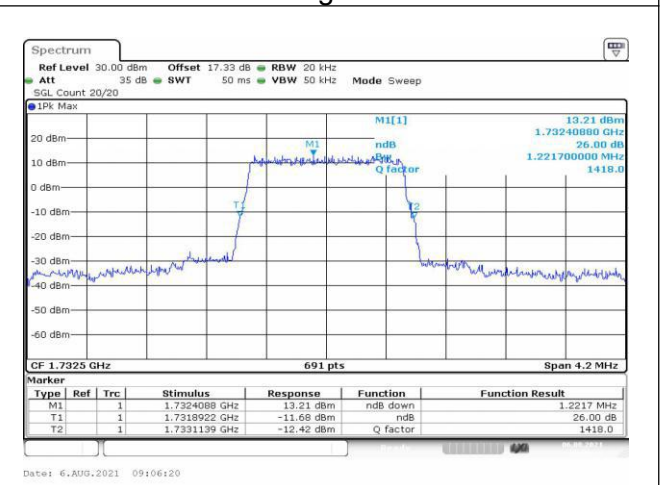


Fig.4

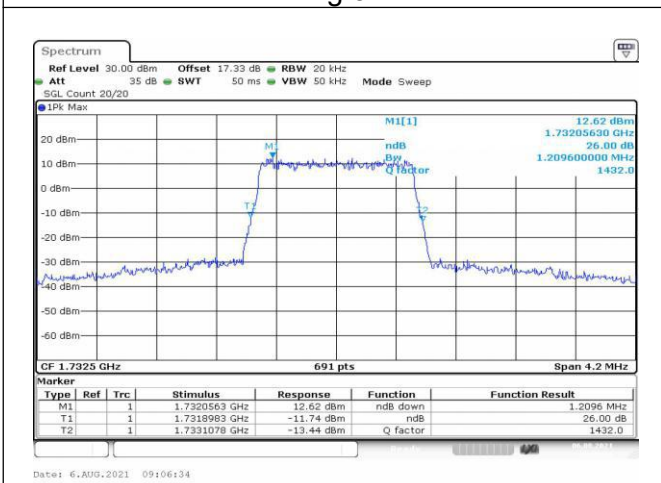


Fig.5

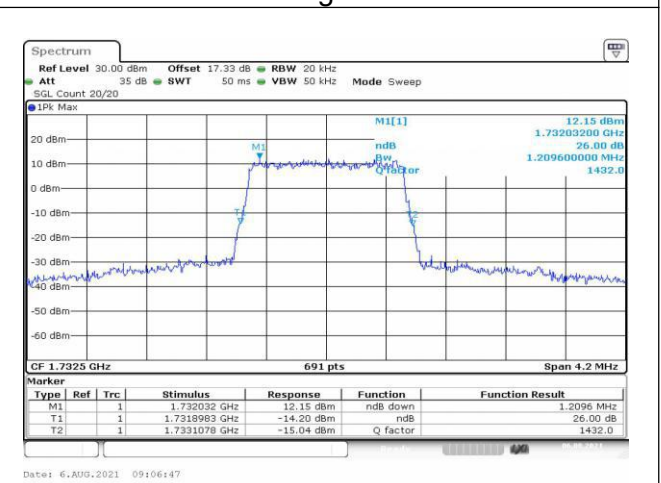
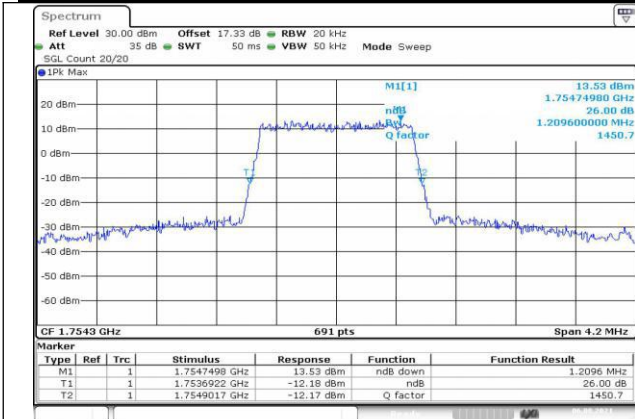
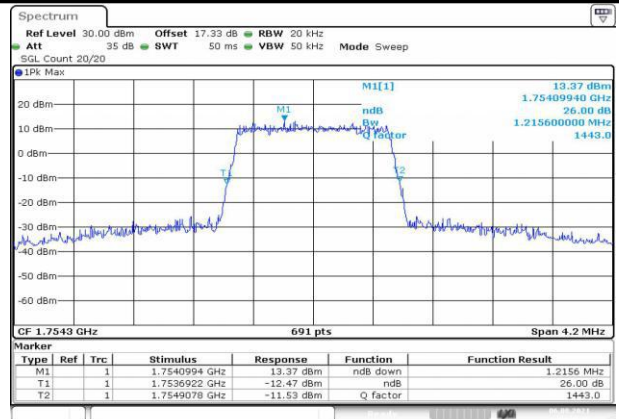


Fig.6



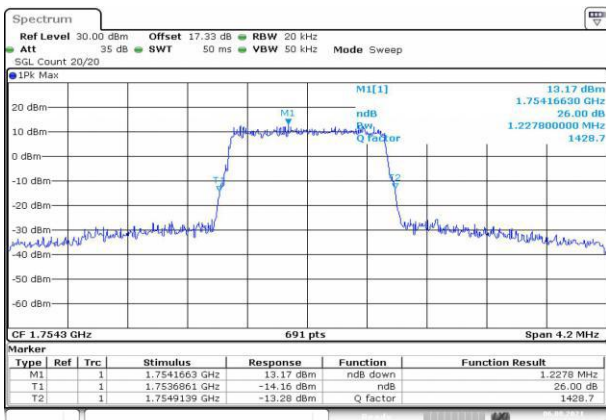
Date: 6.AUG.2021 09:11:36

Fig.7



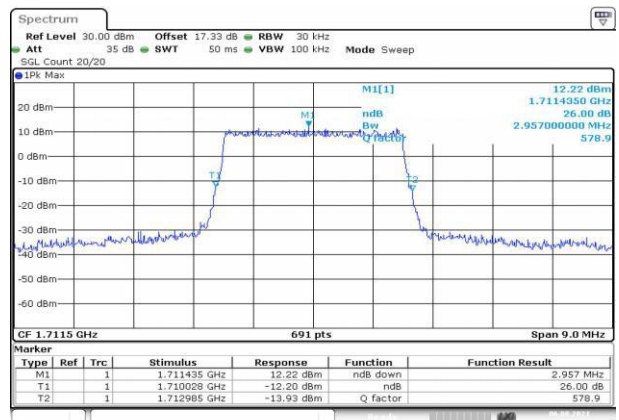
Date: 6.AUG.2021 09:11:50

Fig.8



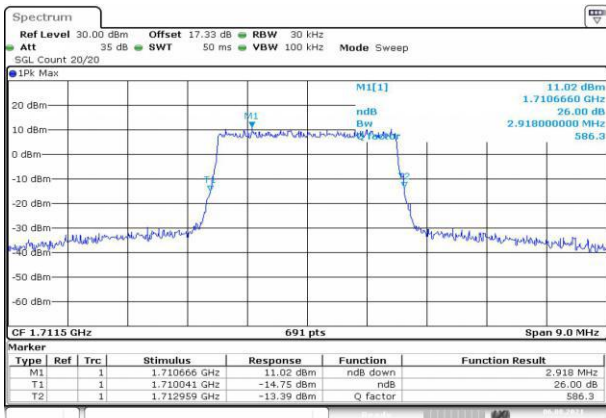
Date: 6.AUG.2021 09:11:03

Fig.9



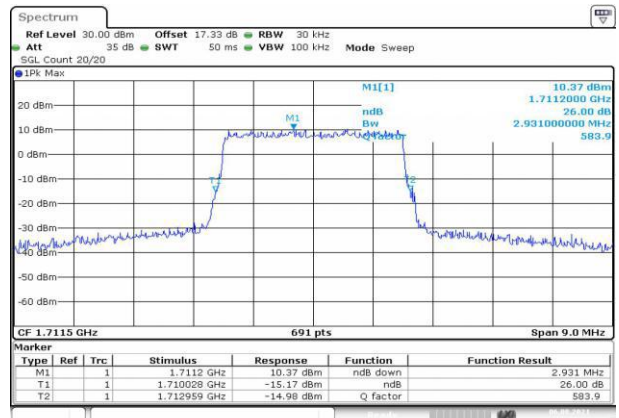
Date: 6.AUG.2021 09:21:15

Fig.10



Date: 6.AUG.2021 09:21:29

Fig.11



Date: 6.AUG.2021 09:21:43

Fig.12

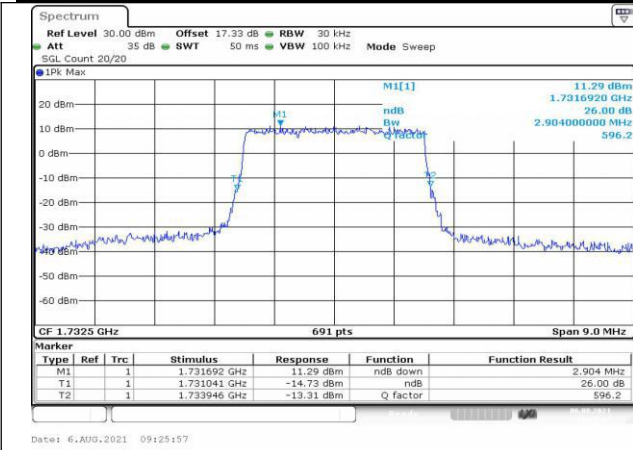


Fig.13

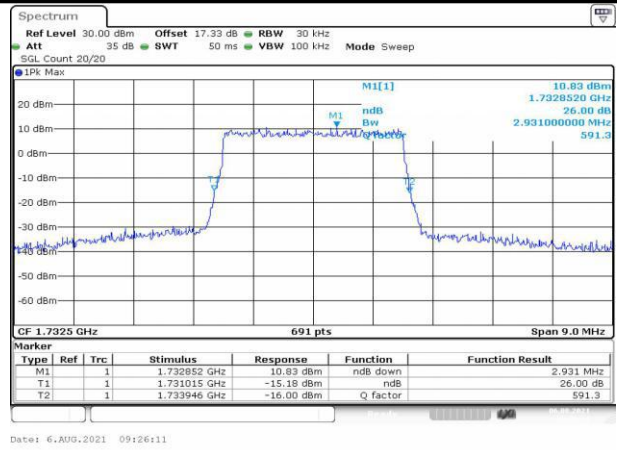


Fig.14

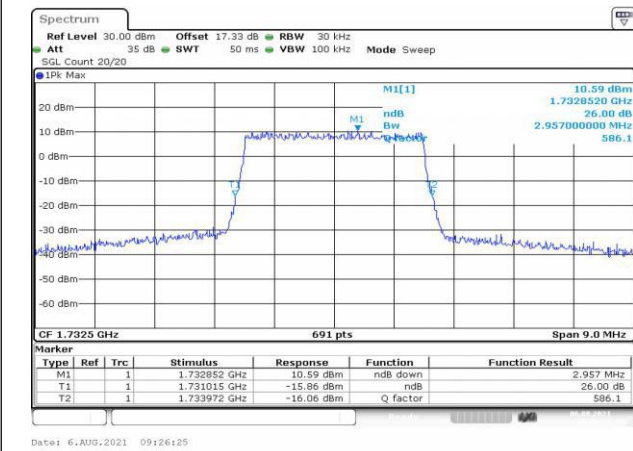


Fig.15

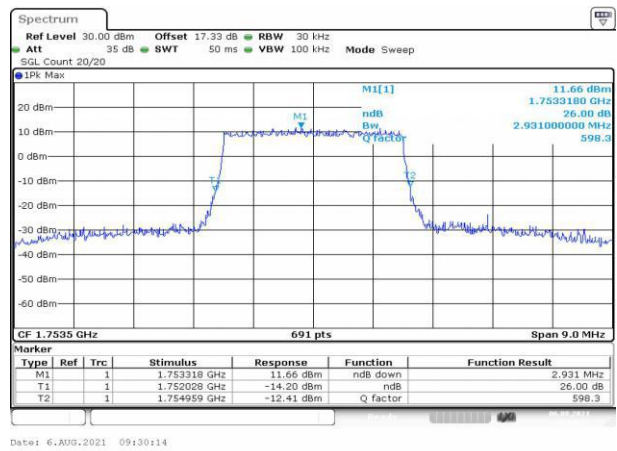


Fig.16

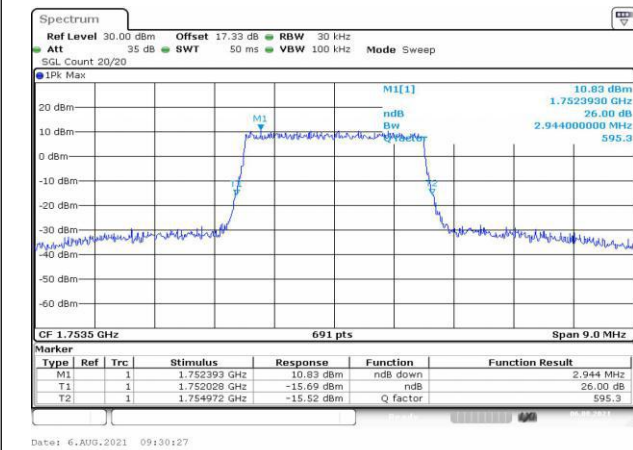


Fig.17

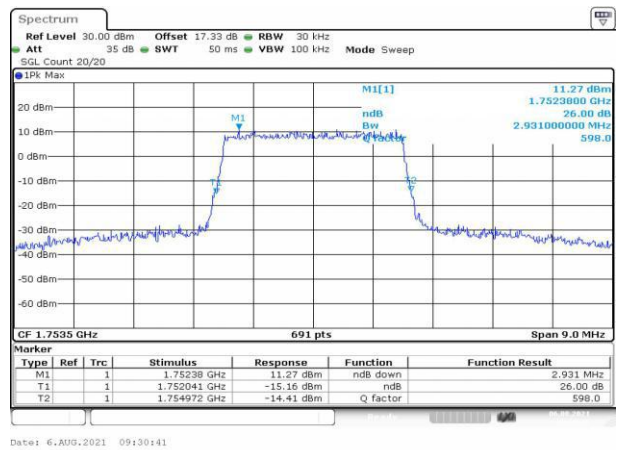
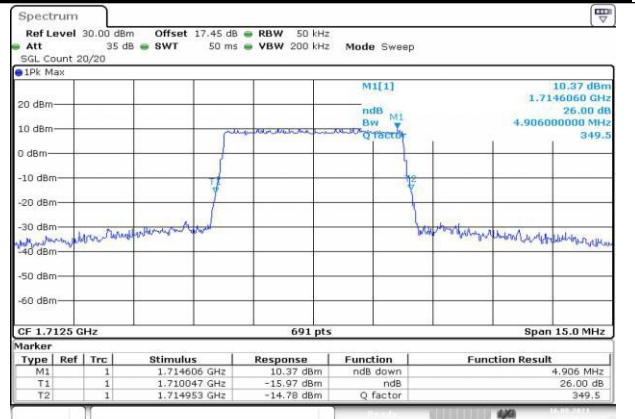


Fig.18



Date: 16.AUG.2021 12:14:42

Fig.19



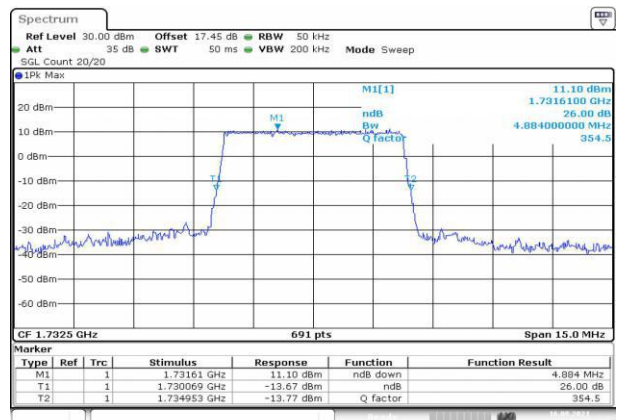
Date: 16.AUG.2021 12:14:56

Fig.20



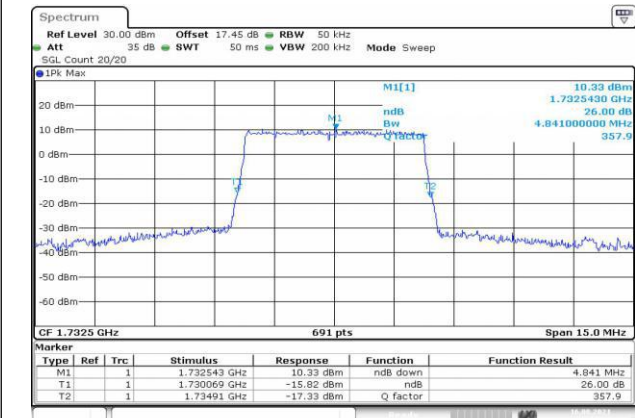
Date: 16.AUG.2021 12:15:09

Fig.21



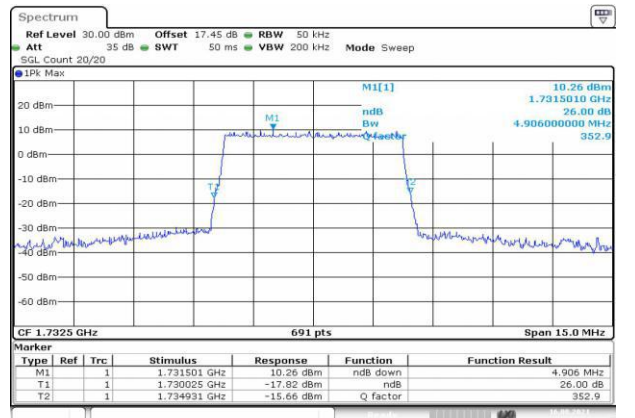
Date: 16.AUG.2021 12:19:25

Fig.22



Date: 16.AUG.2021 12:19:40

Fig.23



Date: 16.AUG.2021 12:19:54

Fig.24

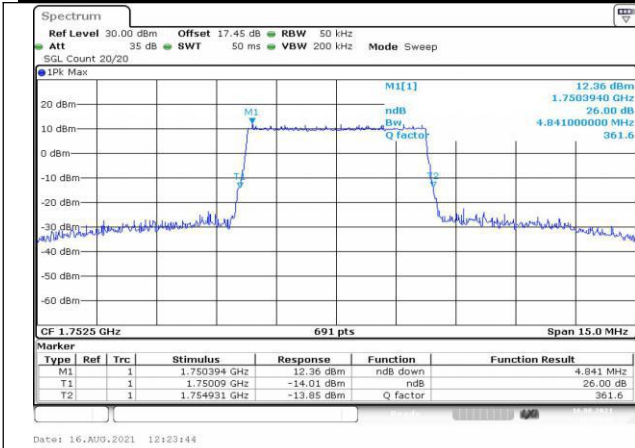


Fig.25

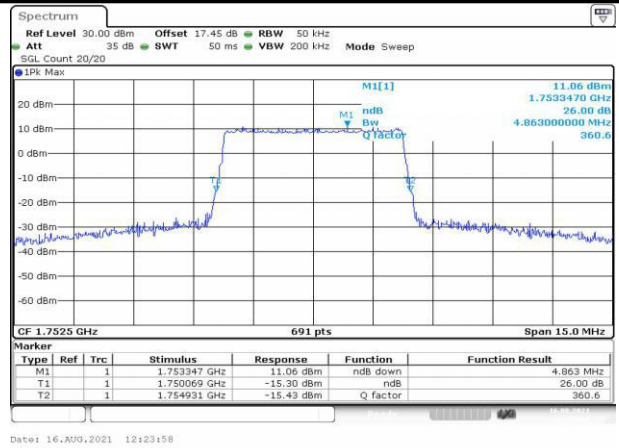


Fig.26

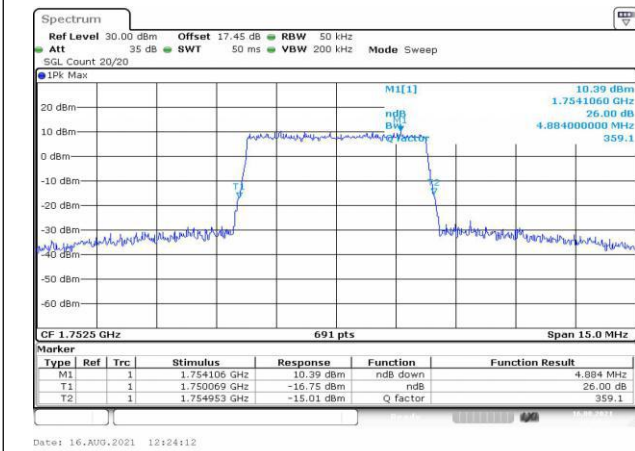


Fig.27

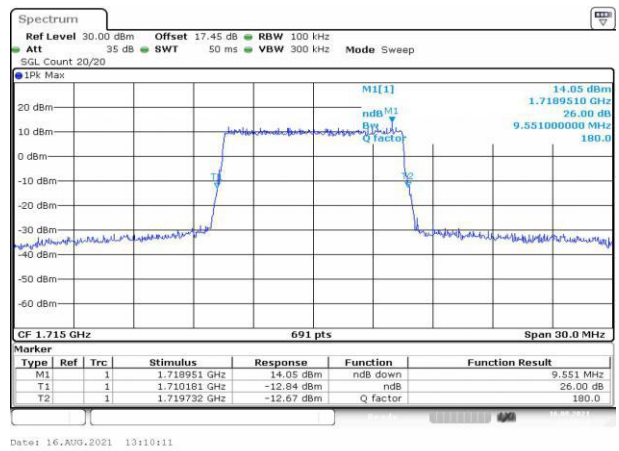


Fig.28

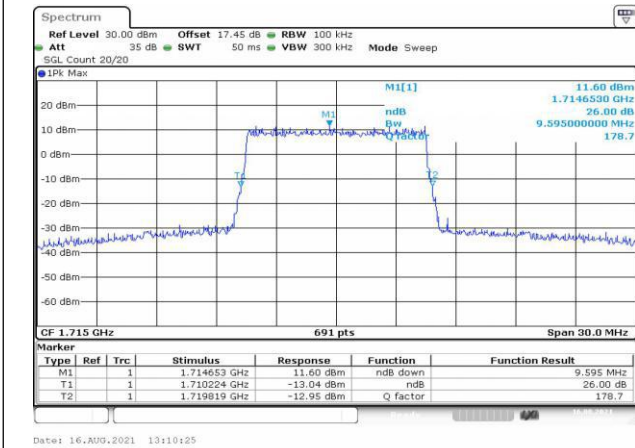


Fig.29

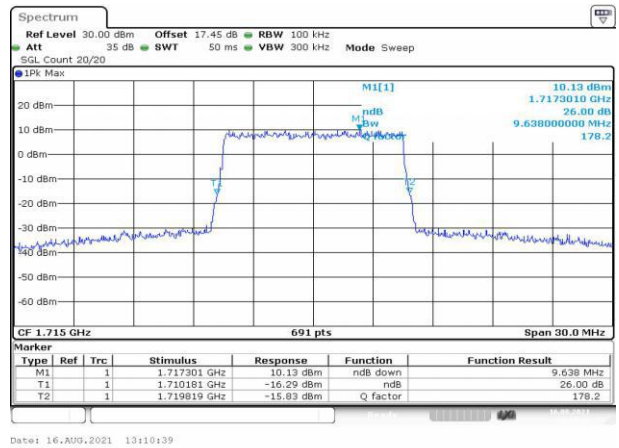


Fig.30

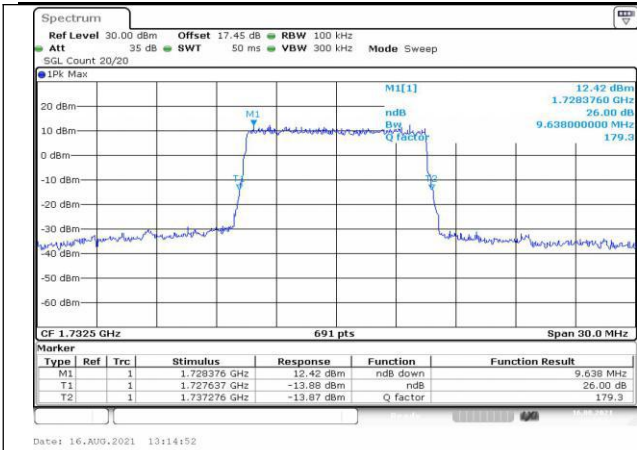


Fig.31

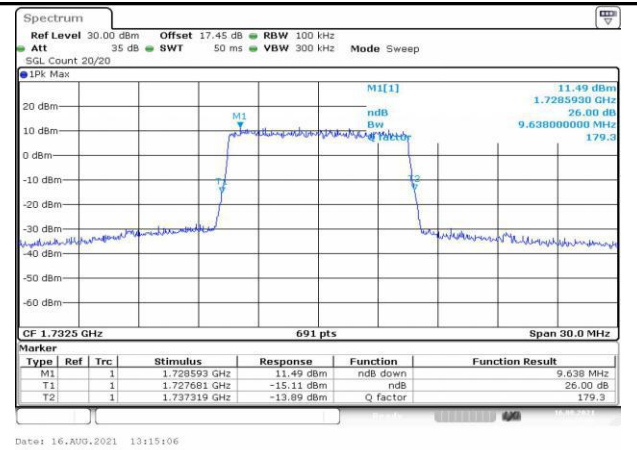


Fig.32

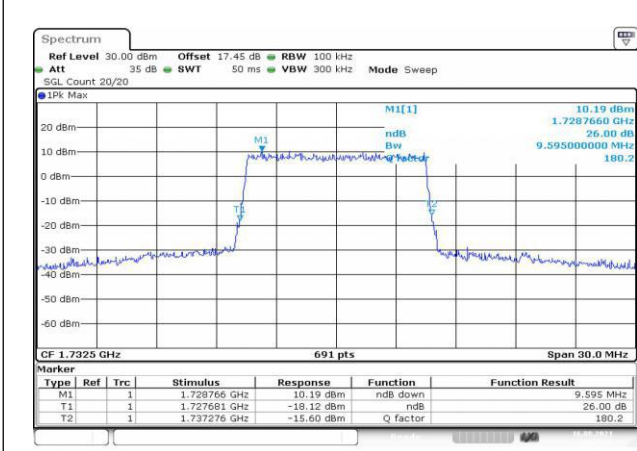


Fig.33

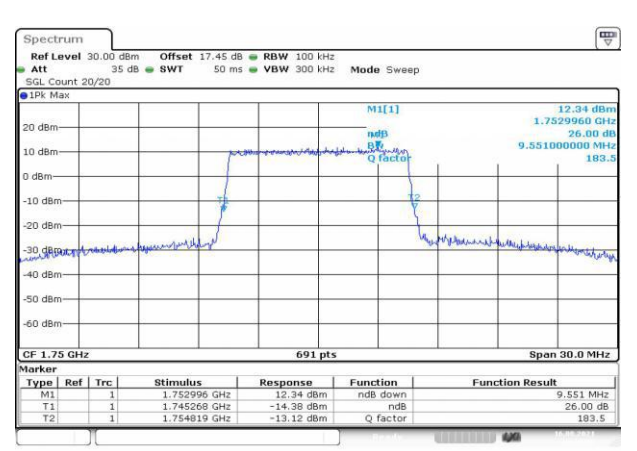


Fig.34

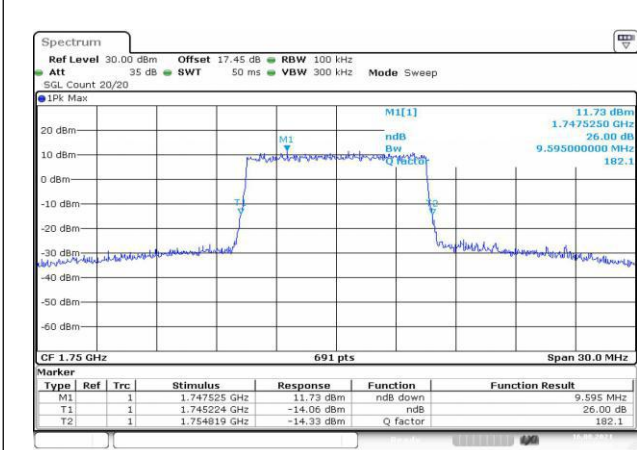


Fig.35

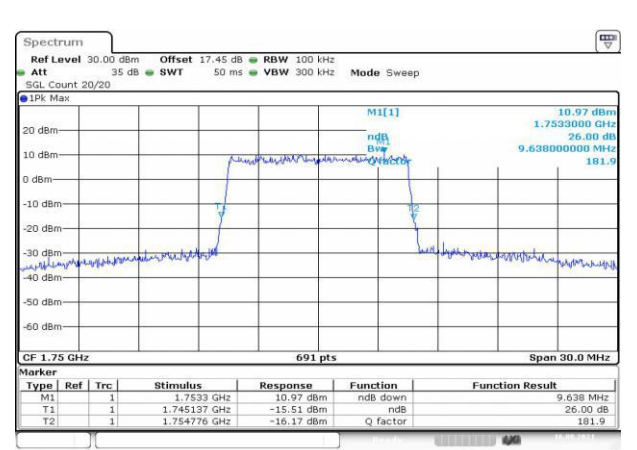


Fig.36

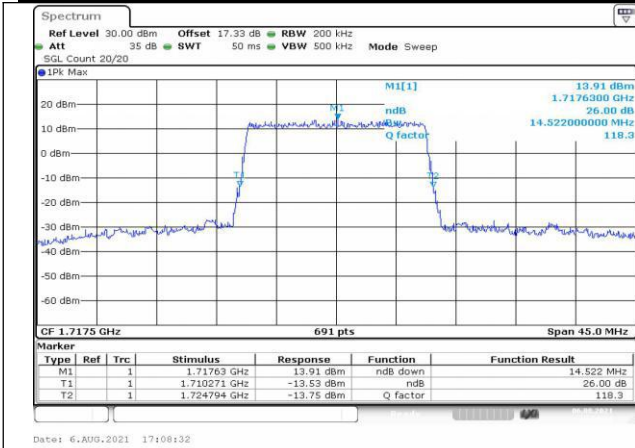


Fig.37

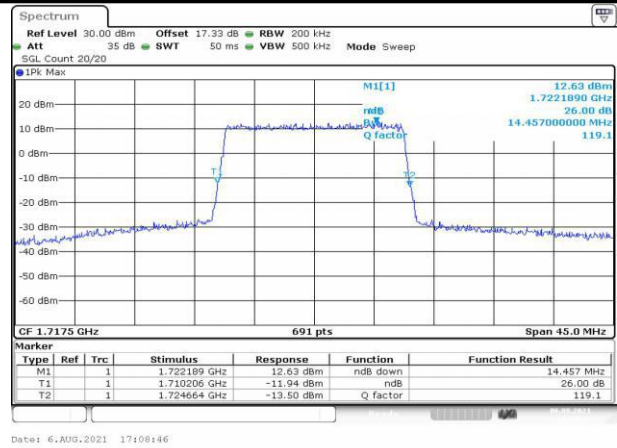


Fig.38

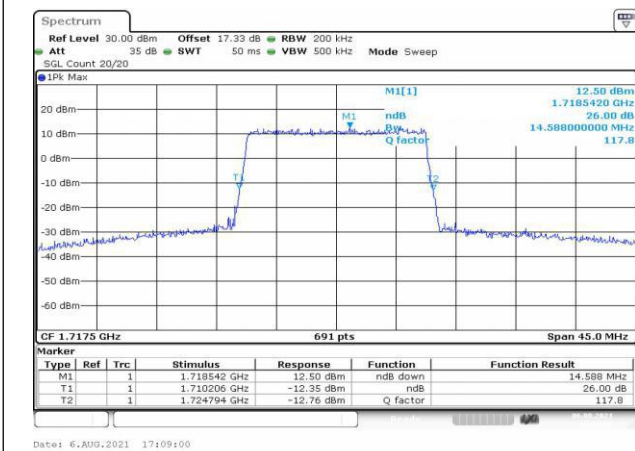


Fig.39

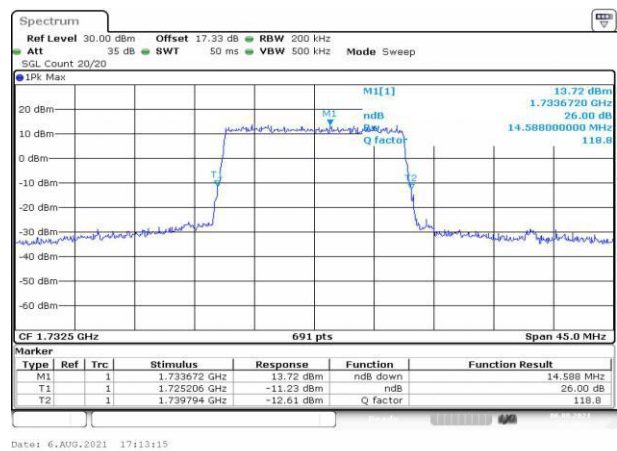


Fig.40

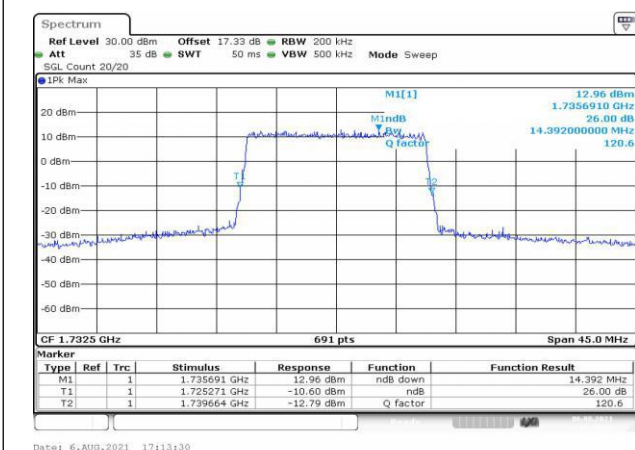


Fig.41

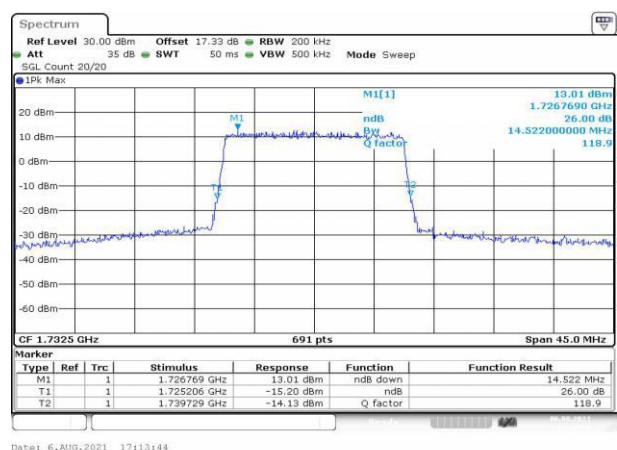


Fig.42

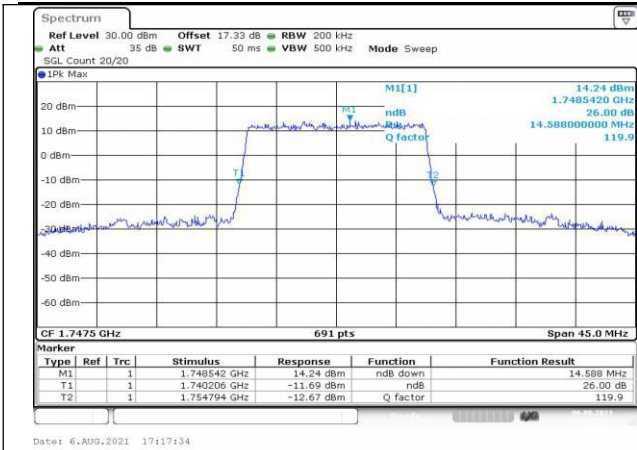


Fig.43

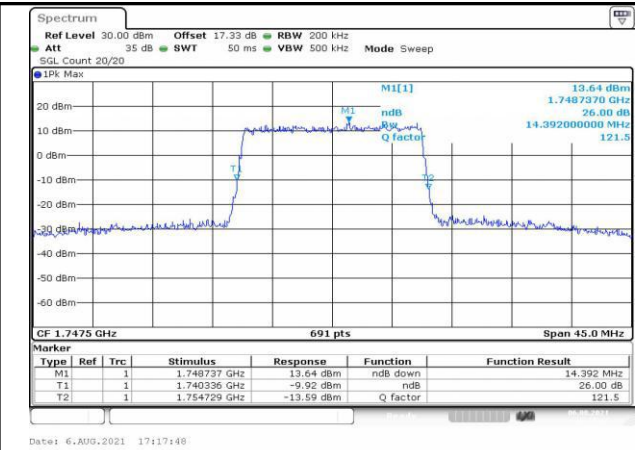


Fig.44

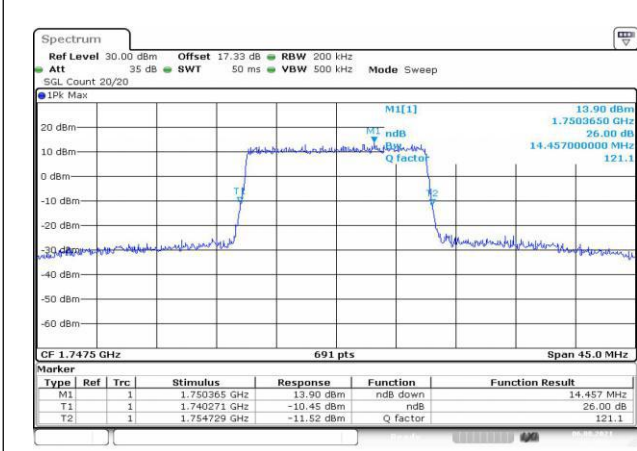


Fig.45

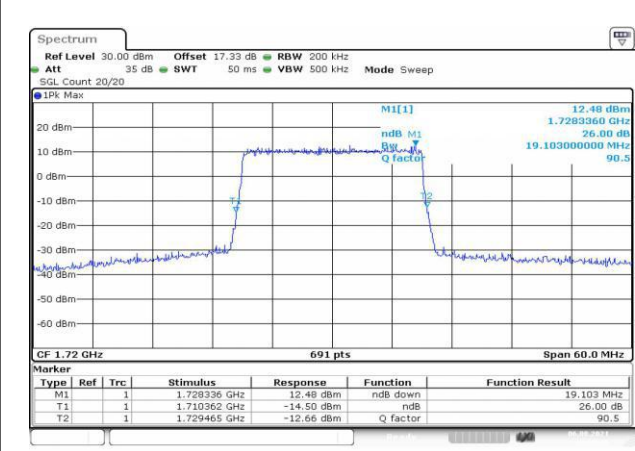


Fig.46

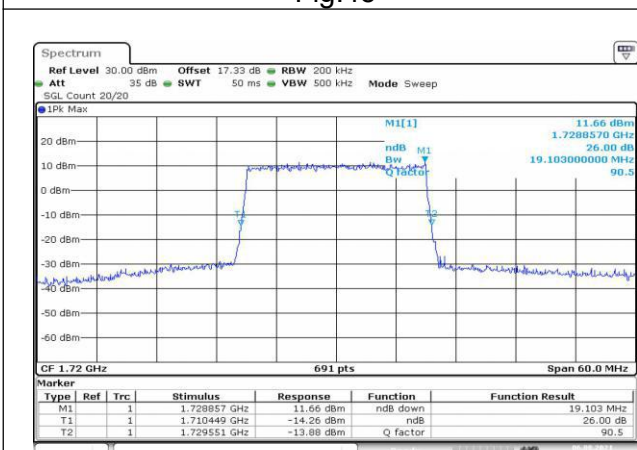


Fig.47

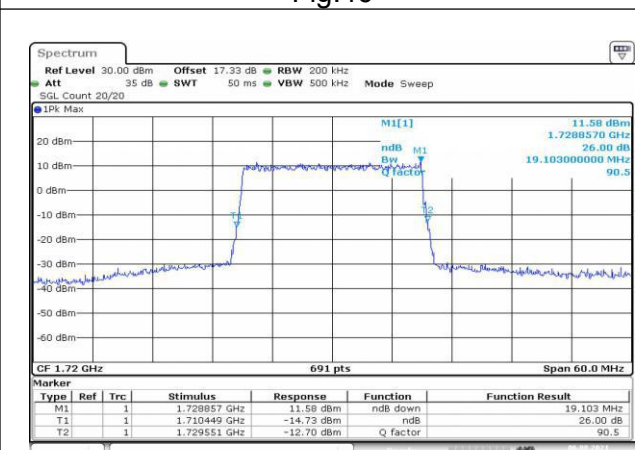


Fig.48