



Fig.19

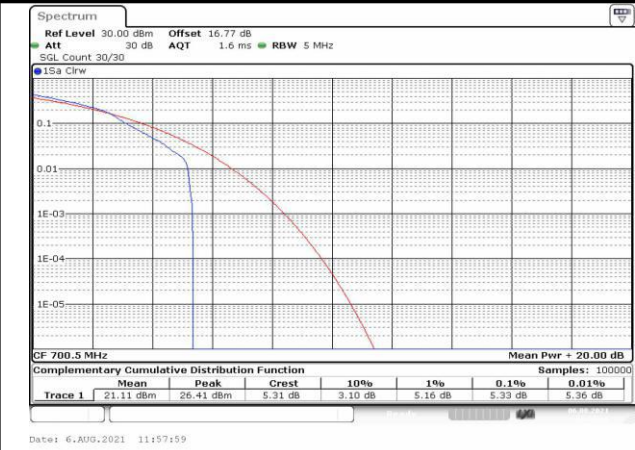


Fig.20

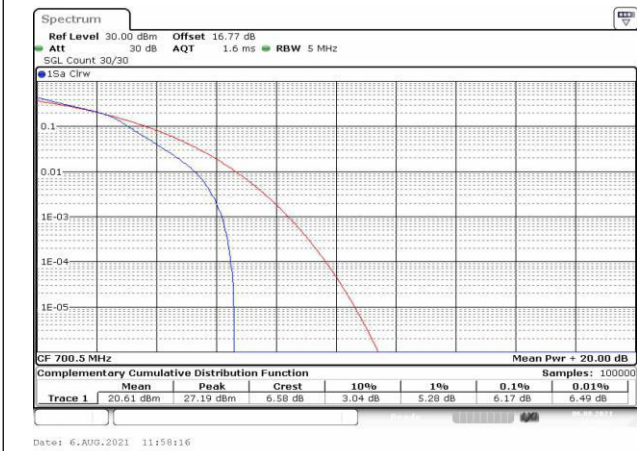


Fig.21

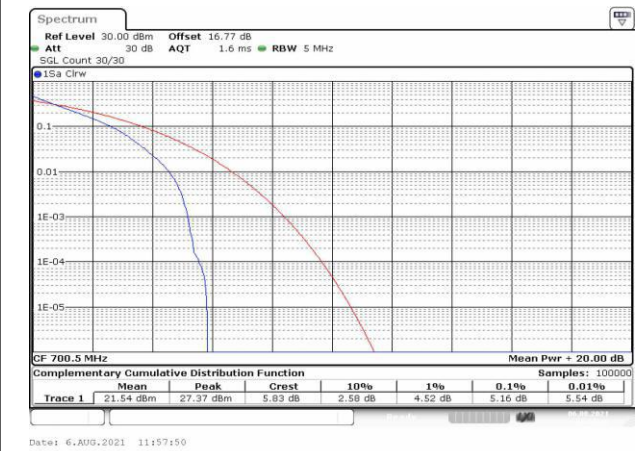


Fig.22

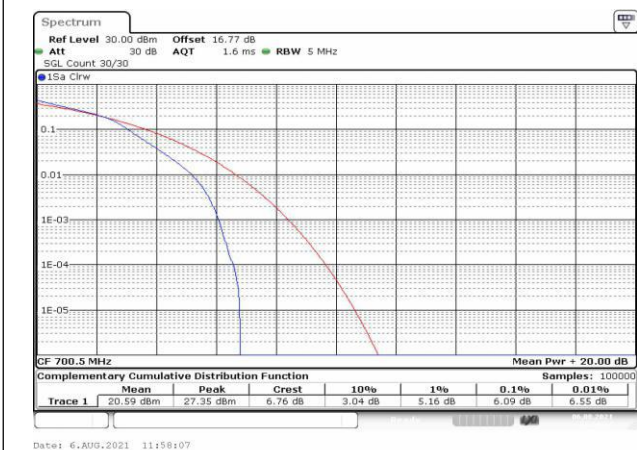


Fig.23

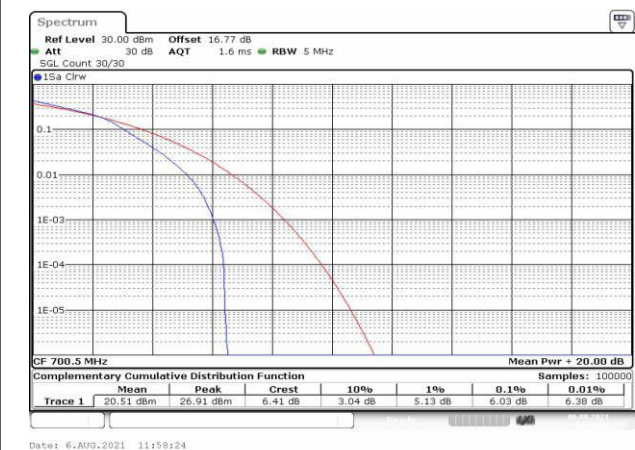


Fig.24



Fig.25

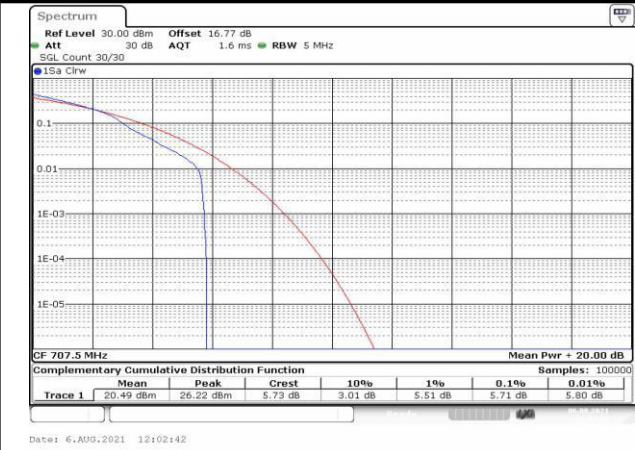


Fig.26

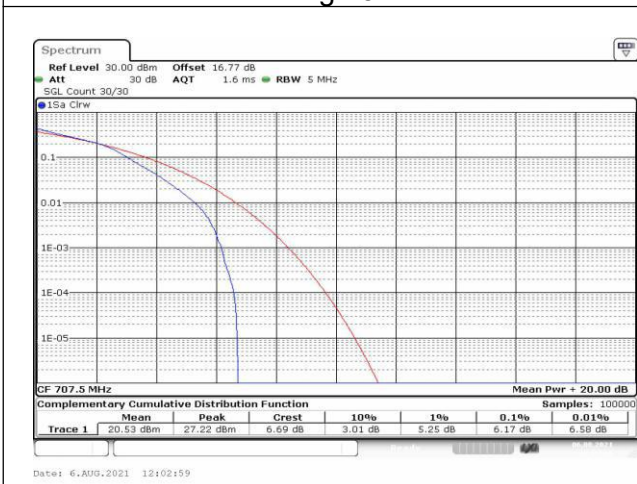


Fig.27

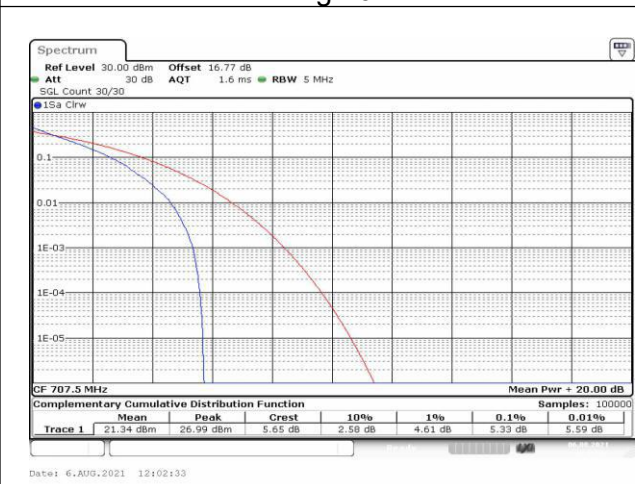


Fig.28

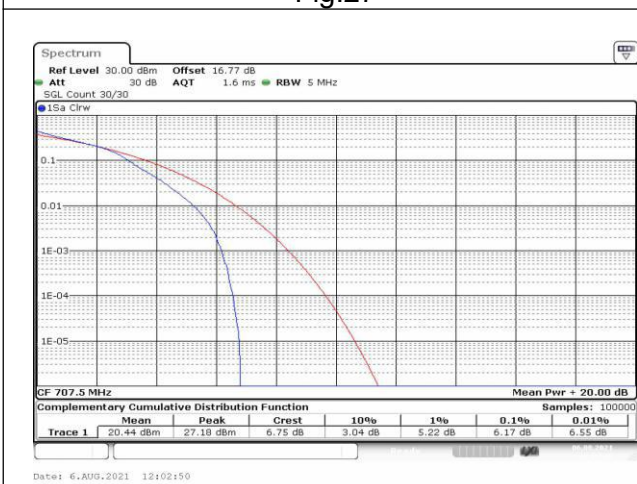


Fig.29

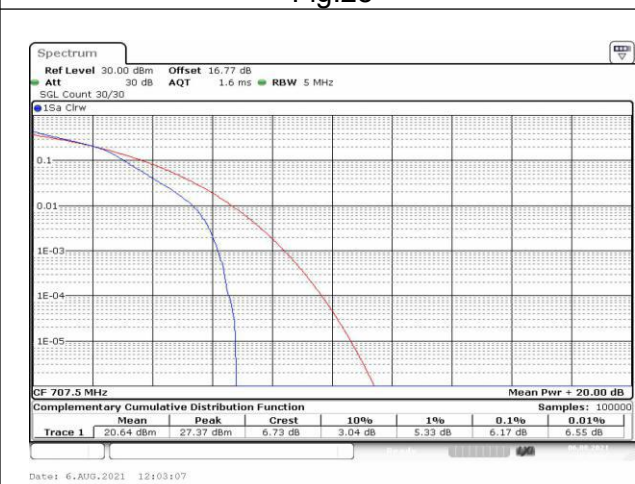


Fig.30

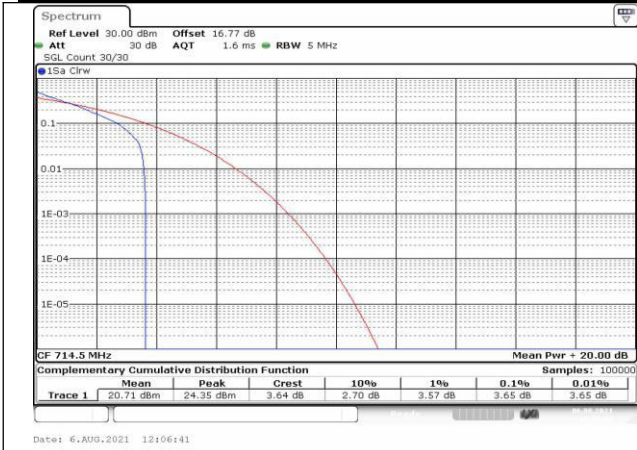


Fig.31

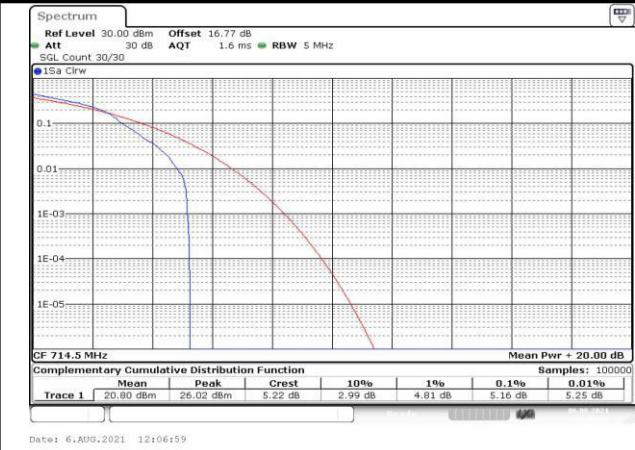


Fig.32

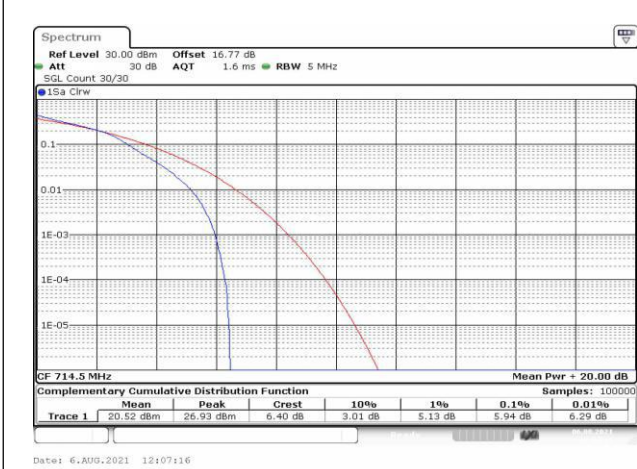


Fig.33

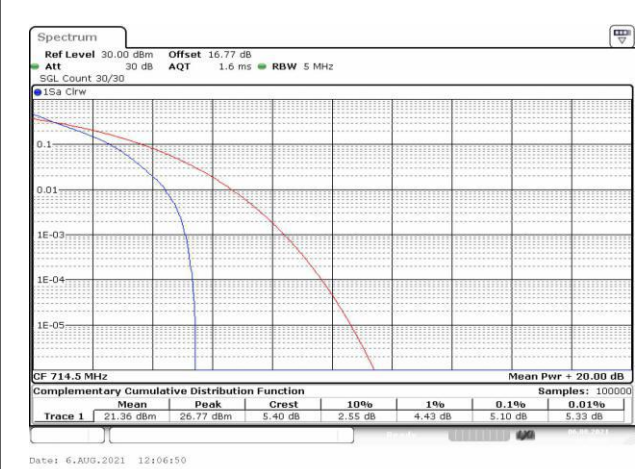


Fig.34

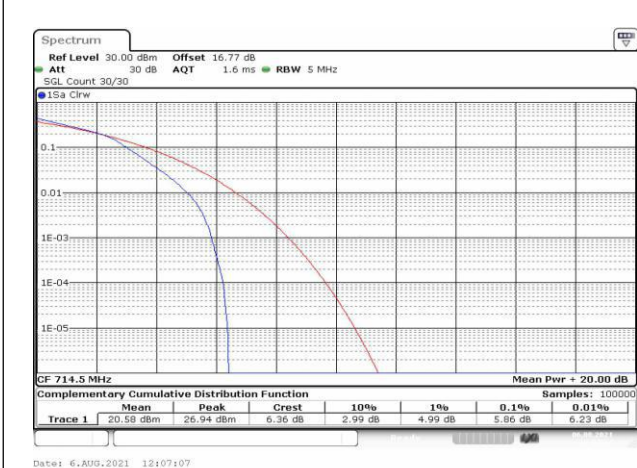


Fig.35

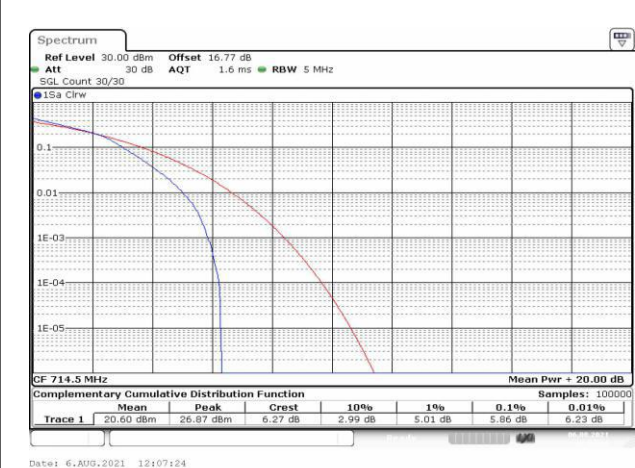


Fig.36



Fig.37



Fig.38

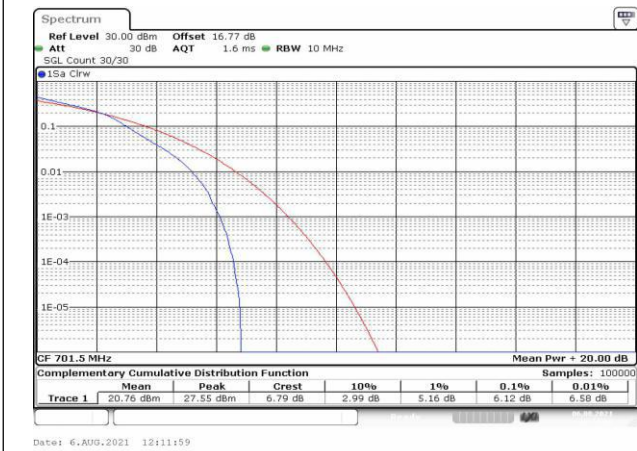


Fig.39

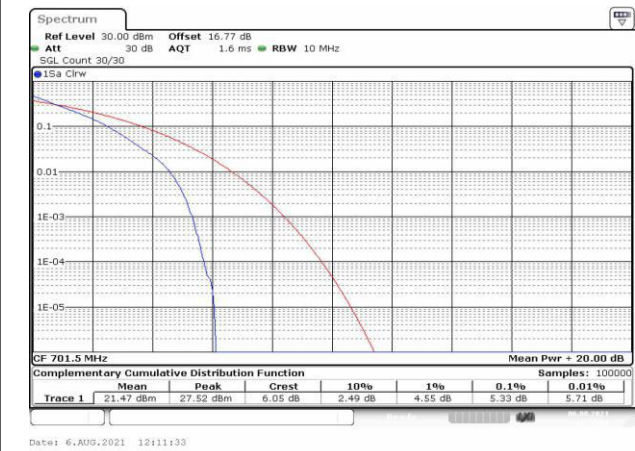


Fig.40

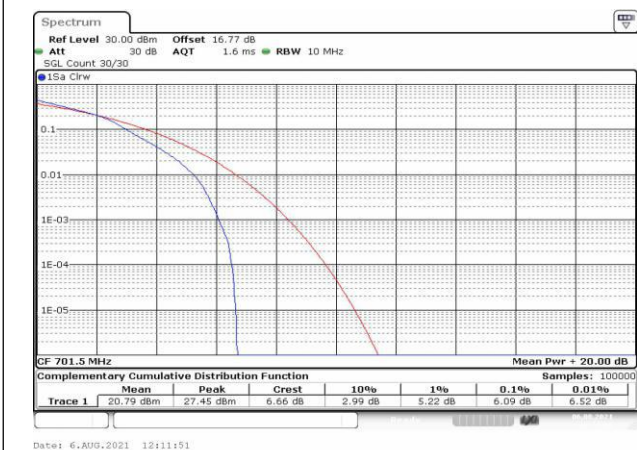


Fig.41

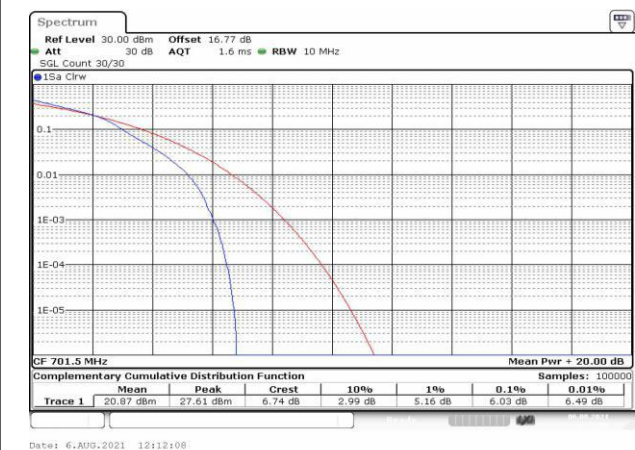


Fig.42



Fig.43



Fig.44

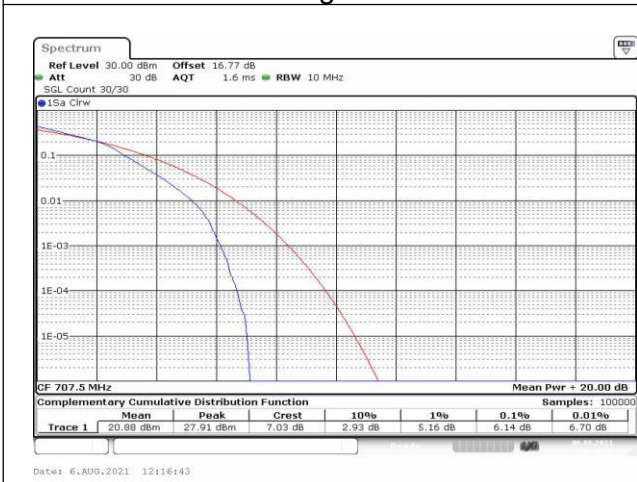


Fig.45

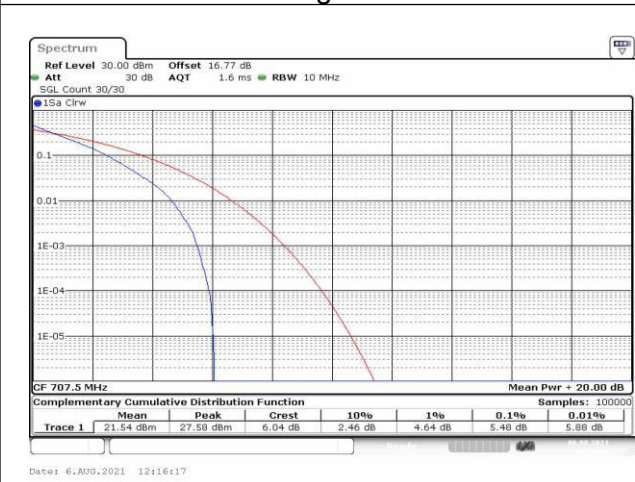


Fig.46

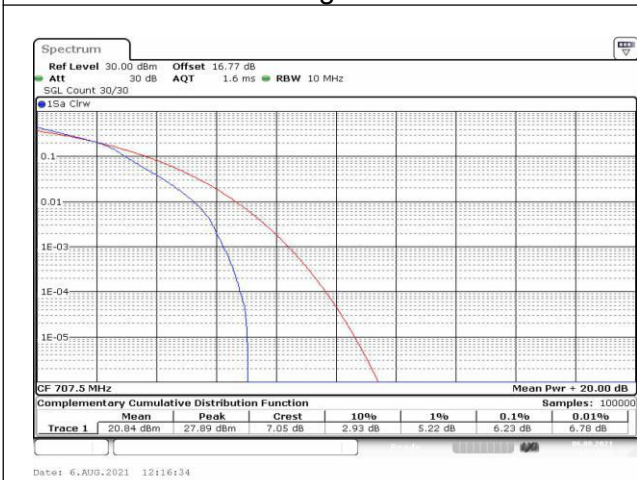


Fig.47

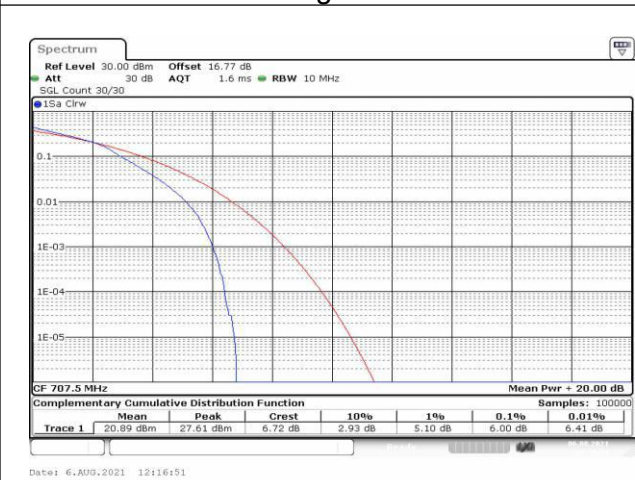


Fig.48



Fig.49

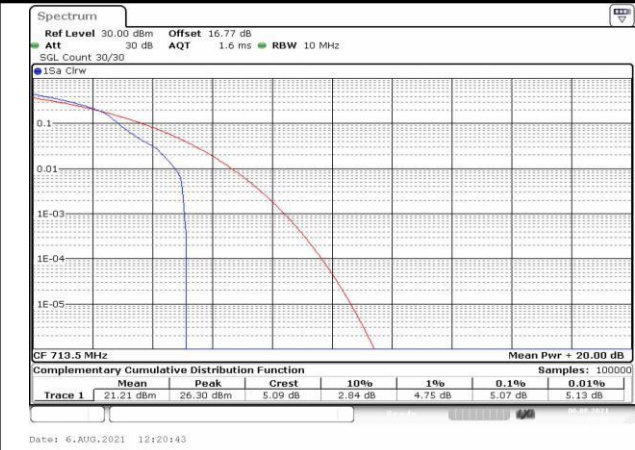


Fig.50

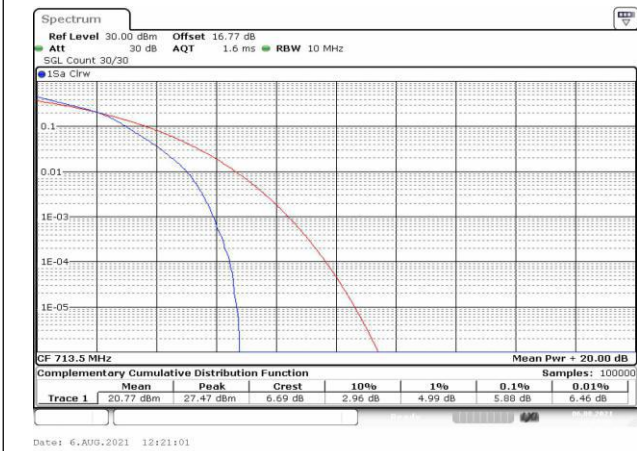


Fig.51

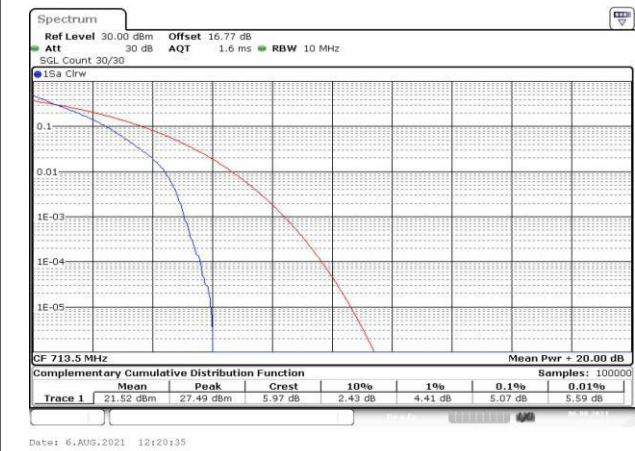


Fig.52

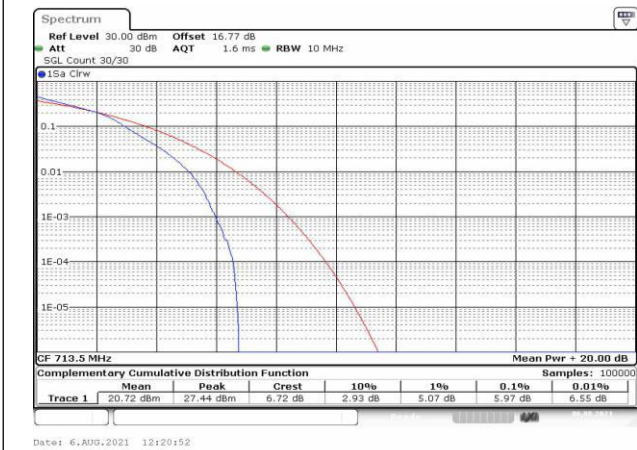


Fig.53

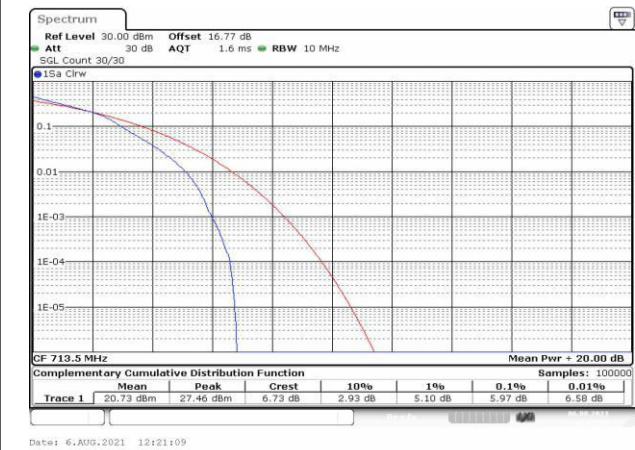


Fig.54



Fig.55



Fig.56

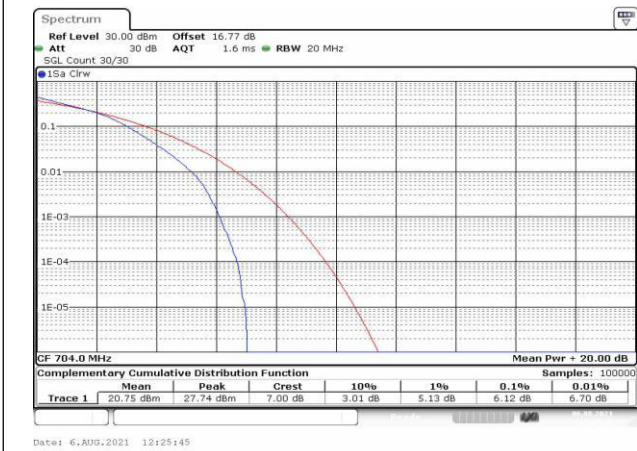


Fig.57

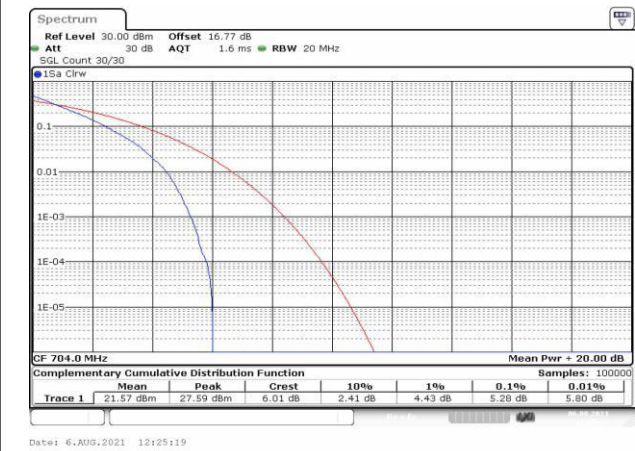


Fig.58

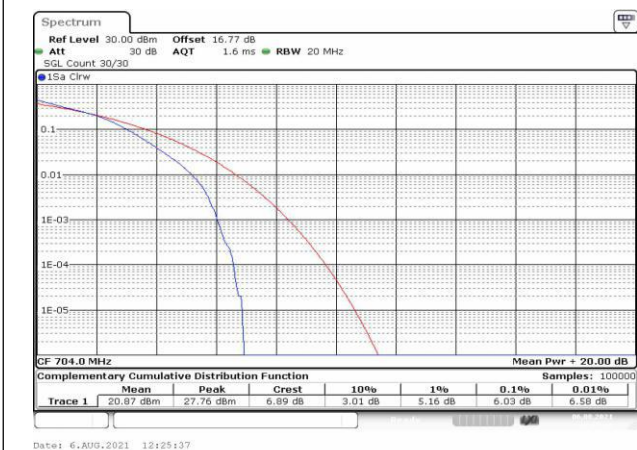


Fig.59

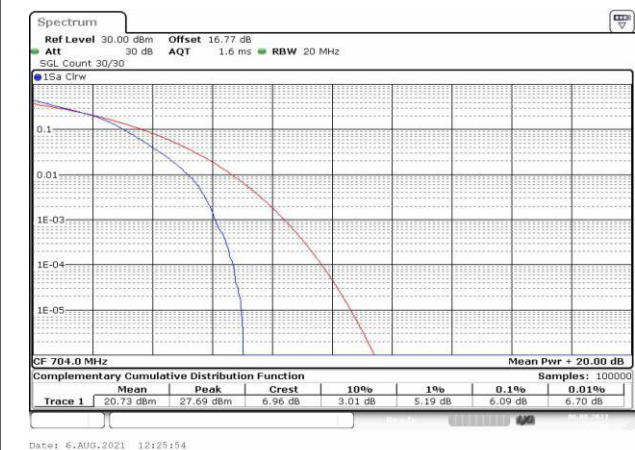


Fig.60



Fig.61

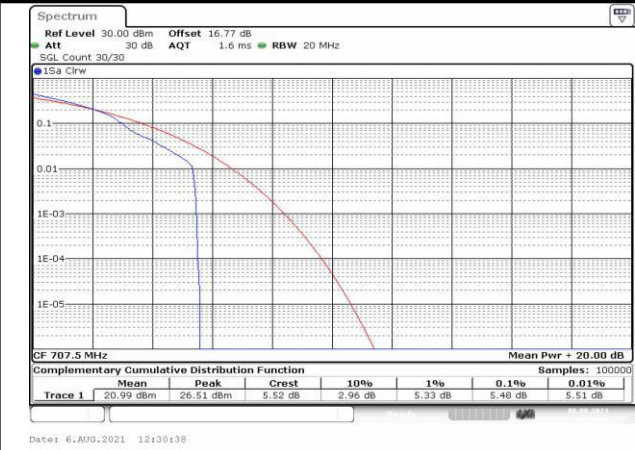


Fig.62

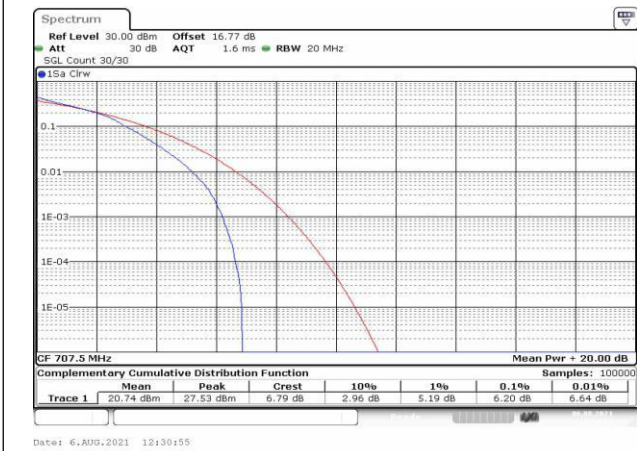


Fig.63

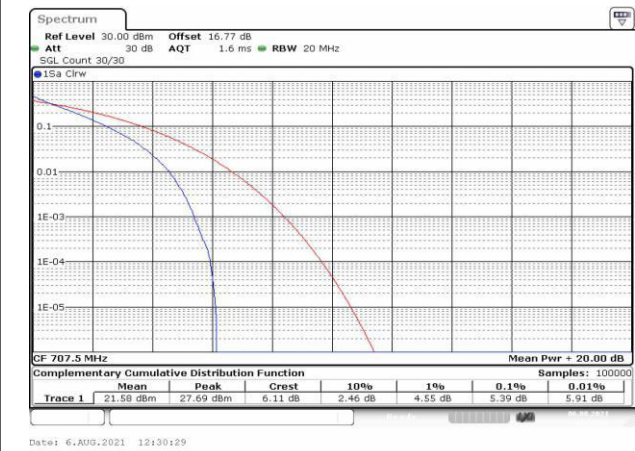


Fig.64

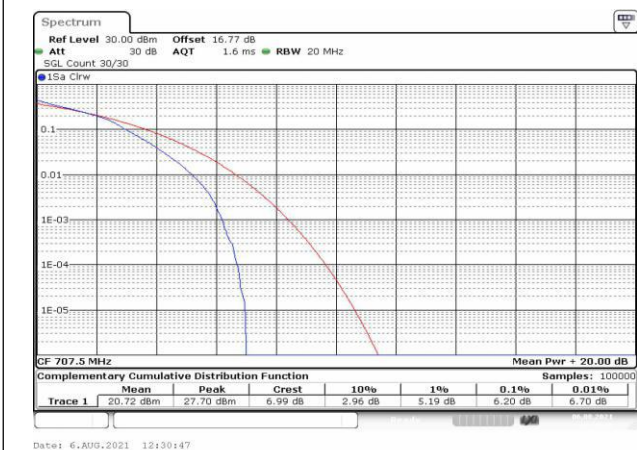


Fig.65

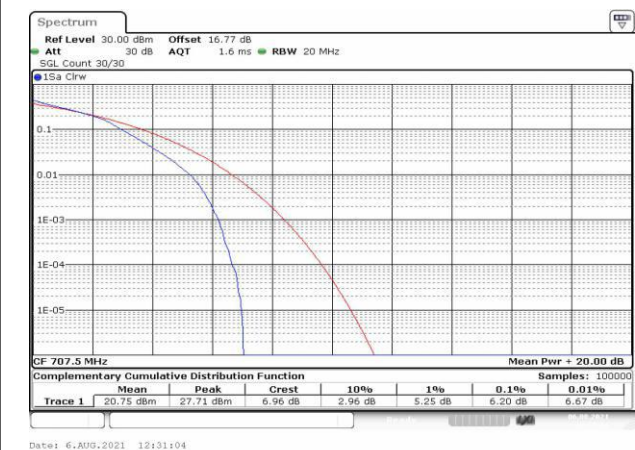


Fig.66



Fig.67

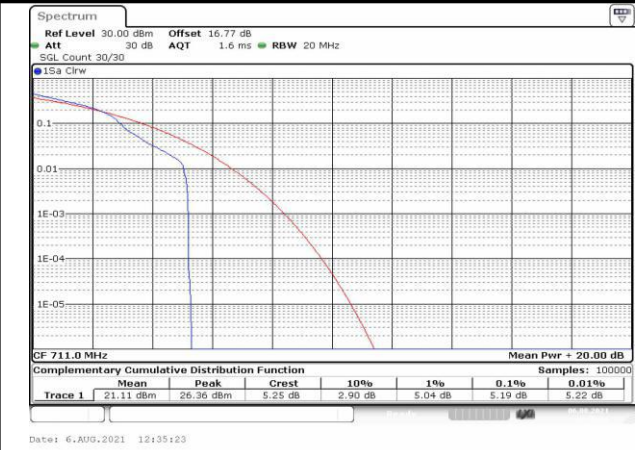


Fig.68

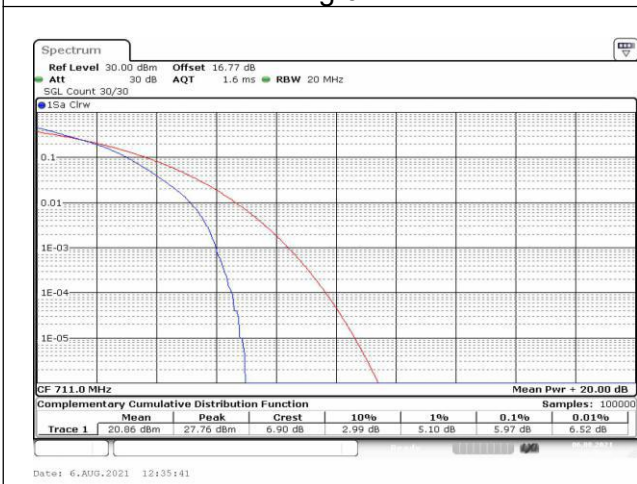


Fig.69

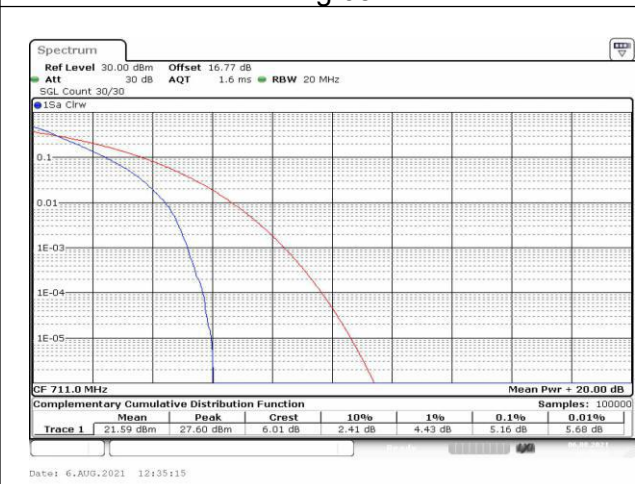


Fig.70

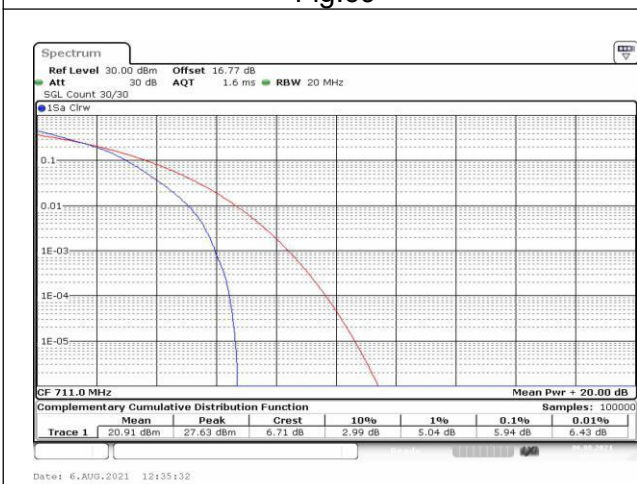


Fig.71

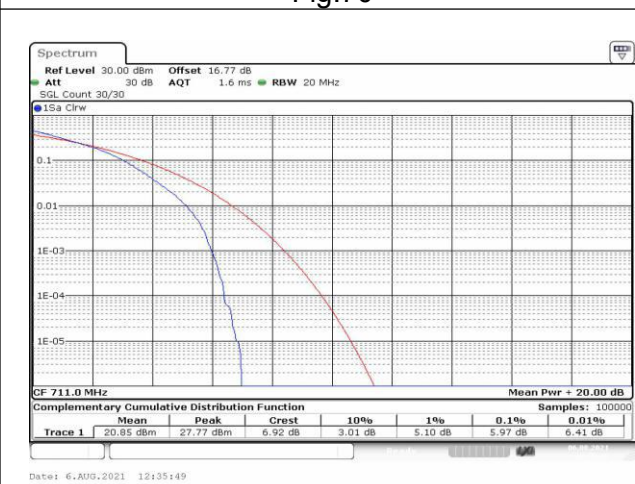


Fig.72

5 Spurious Emissions at antenna terminal

Band	Carrier frequency (MHz)	Channel	BW	RB Size	RB Offset	Conducted Spurious Plot
						QPSK
12	704	23060	10	1	0	Fig.1
	707.5	23095		1	0	Fig.2
	711	23130		1	0	Fig.3

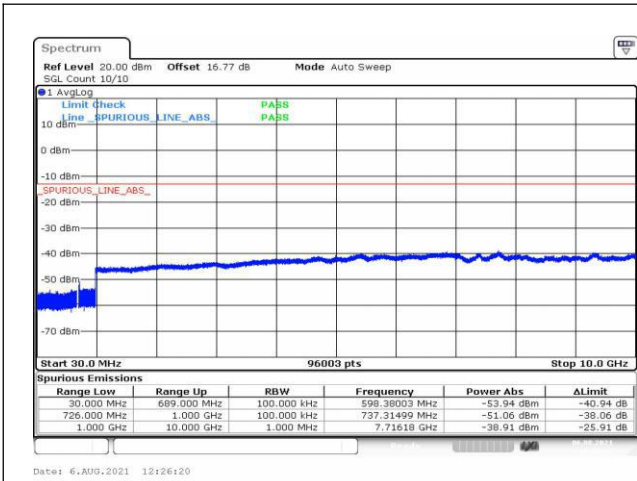


Fig.1

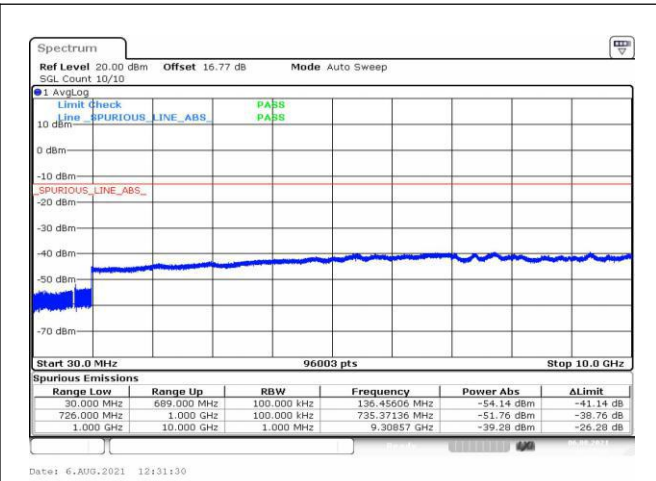


Fig.2

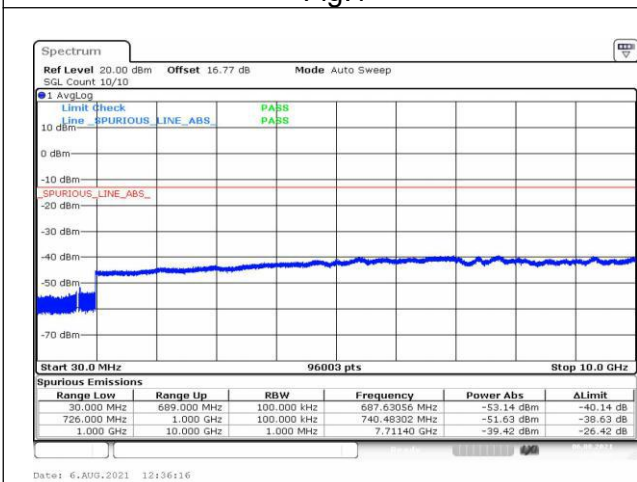
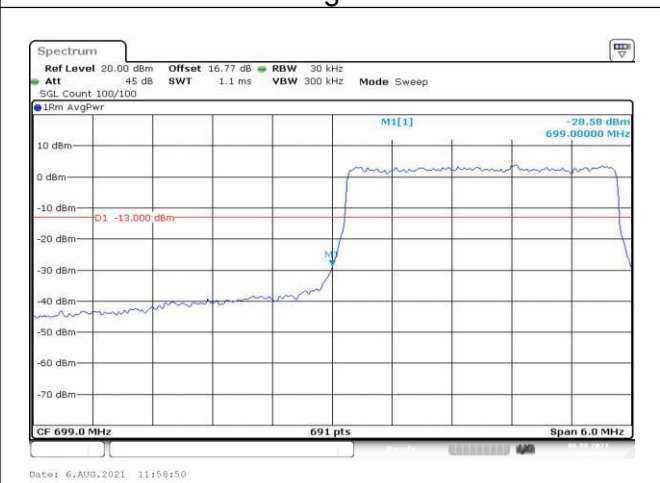
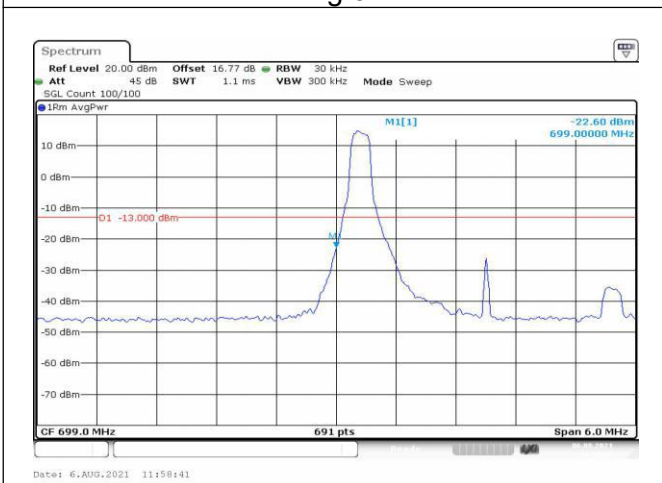
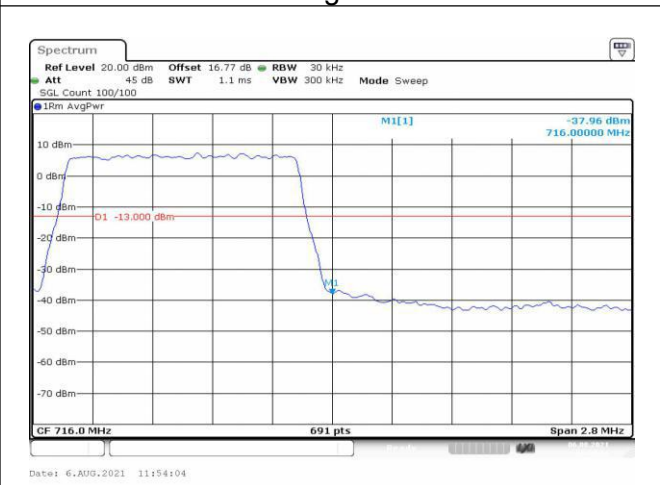
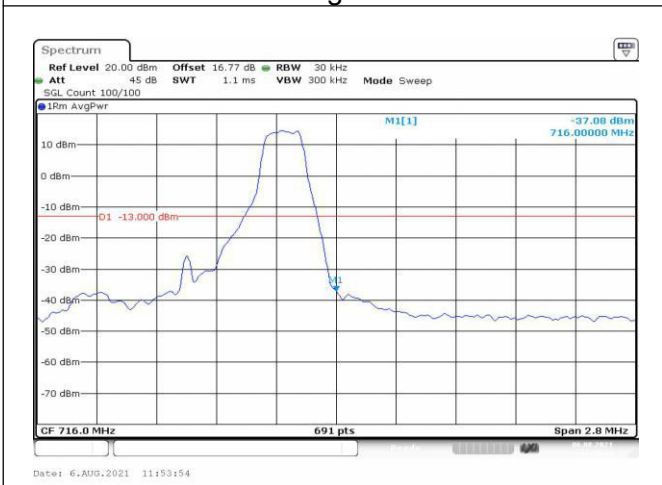
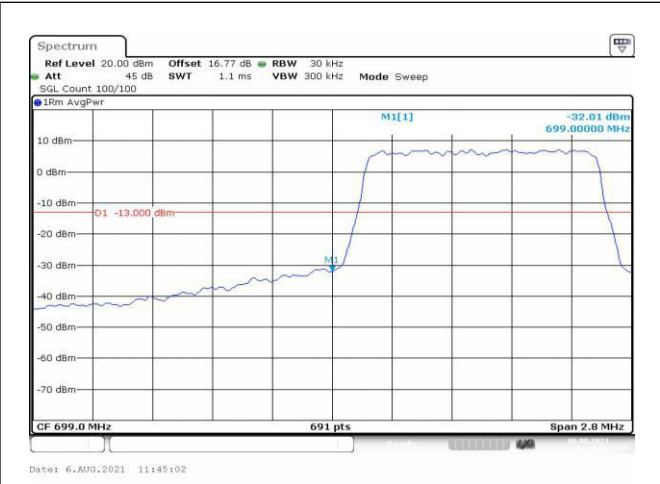
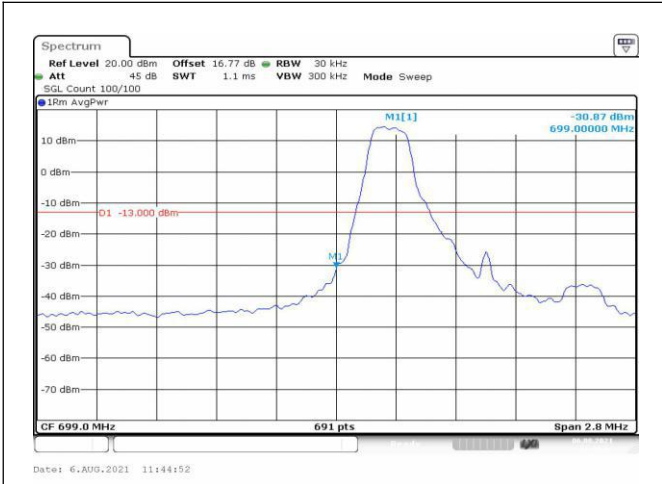


Fig.3

6 Band Edges Compliance

Band	Carrier frequency (MHz)	Channel	BW	RB Size	RB Offset	Band Edges Plot
						QPSK
12	699.7	23017	1.4	1	0	Fig.1
				6	0	Fig.2
	715.3	23173		1	5	Fig.3
				6	0	Fig.4
	700.5	23025	3	1	0	Fig.5
				15	0	Fig.6
				1	14	Fig.7
	714.5	23165		15	0	Fig.8
				1	0	Fig.9
	701.5	23035		5	25	0
			1		24	Fig.11
	713.5	23155	25		0	Fig.12
			1		0	Fig.13
	704	23060	10	50	0	Fig.14
				1	49	Fig.15
	711	23130		50	0	Fig.16



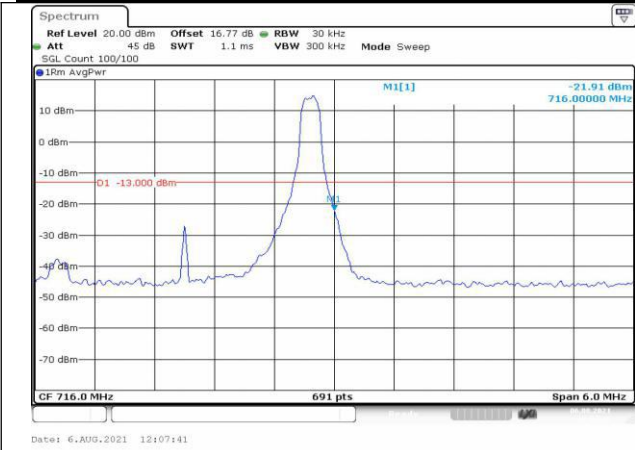


Fig.7

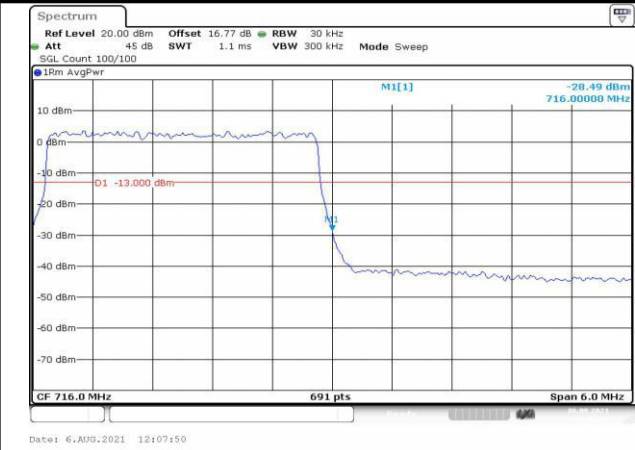


Fig.8

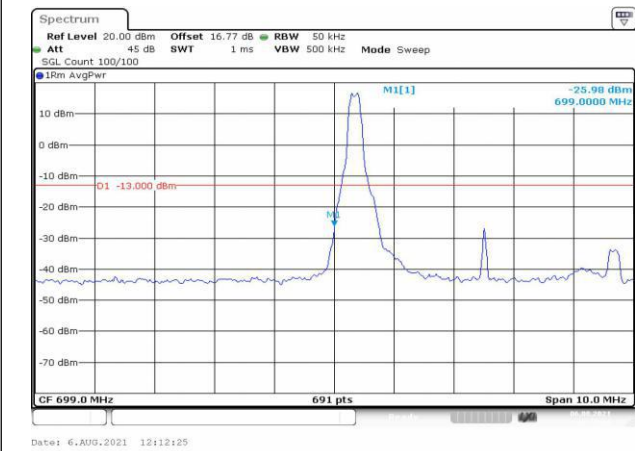


Fig.9

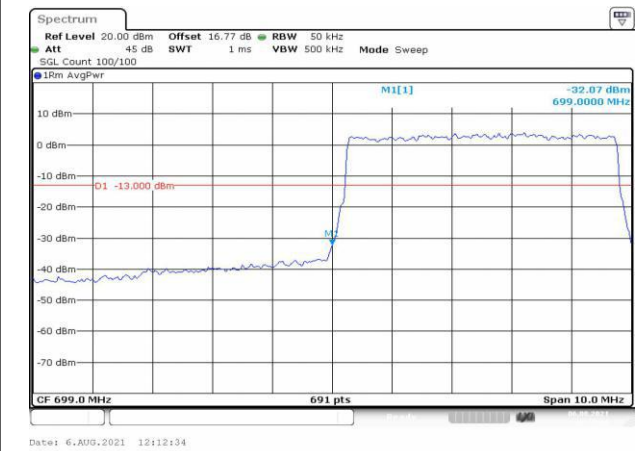


Fig.10

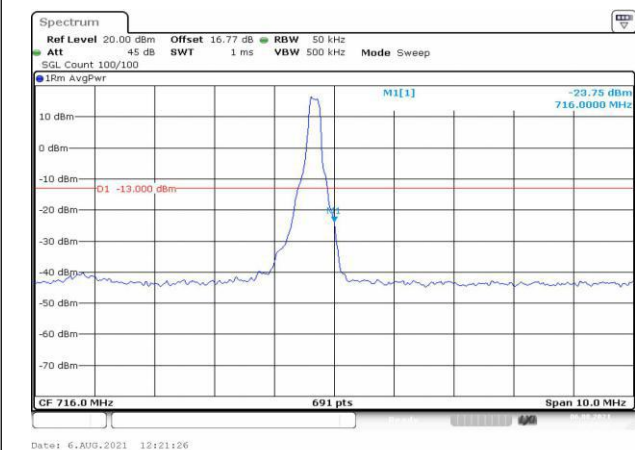


Fig.11

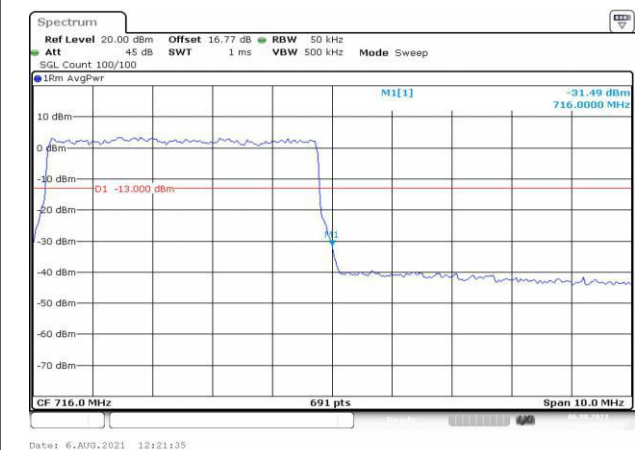


Fig.12

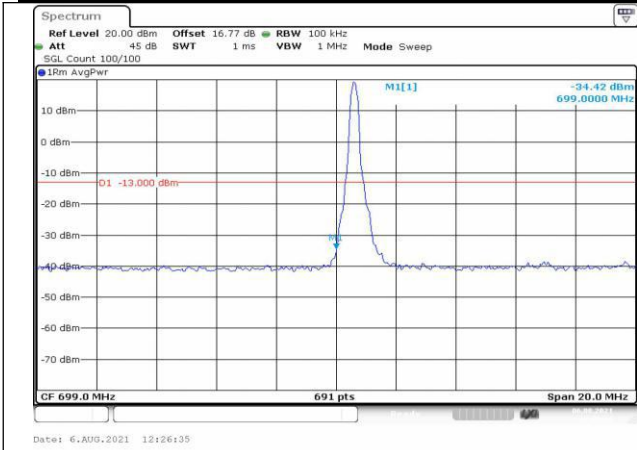


Fig.13

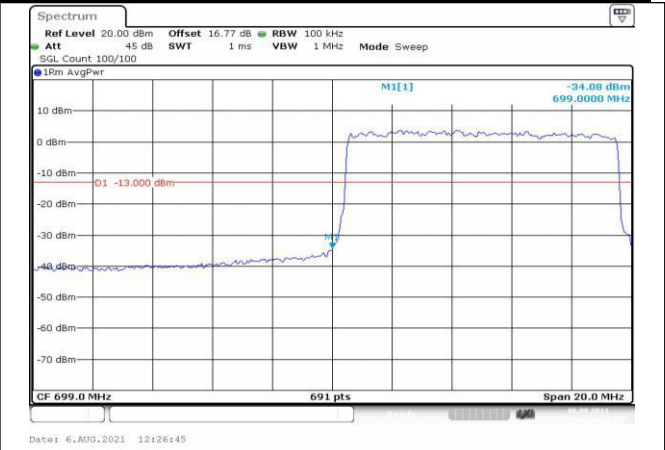


Fig.14

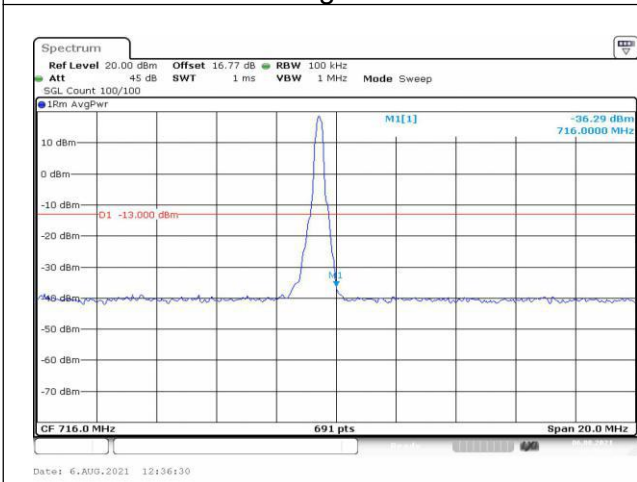


Fig.15

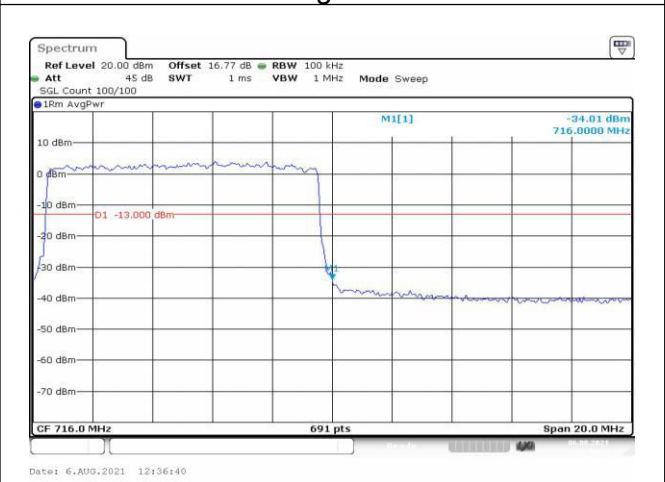


Fig.16

7 Frequency Stability

Temperature(°C)	Voltage	Test Result (ppm) Band12 Low Channel QPSK					
		1.4M	3M	5M	10M	15M	20M
-10	NV	-0.003	-1.426	0.001	0.040	---	---
0	NV	-0.005	0.001	0.002	0.001	---	---
+10	NV	-0.026	-0.002	0.006	0.001	---	---
+20	NV	-0.002	-0.002	0.002	0.005	---	---
+30	NV	0.007	0.000	0.004	0.004	---	---
+40	NV	0.003	0.002	0.000	0.006	---	---
+50	NV	0.001	-0.001	-0.005	0.007	---	---

Temperature(°C)	Voltage	Test Result (ppm) Band12 High Channel QPSK					
		1.4M	3M	5M	10M	15M	20M
-10	NV	0.005	0.001	0.005	-0.001	---	---
0	NV	-0.005	0.004	0.001	0.001	---	---
+10	NV	0.010	-0.003	-0.007	-0.003	---	---
+20	NV	-0.003	0.002	0.006	0.006	---	---
+30	NV	0.003	0.004	0.006	0.003	---	---
+40	NV	0.007	0.001	0.007	0.005	---	---
+50	NV	-0.017	-0.001	0.000	0.001	---	---

8 Effective Radiated Power and Effective Isotropic Radiated Power

Modulation	Carrier frequency (MHz)	UL Channel	BW	RB Size	RB Offset	Conduct ed power (dBm)	ERP/ EIRP (dBm)	ERP/ EIRP (W)
QPSK	699.7	23017	1.4	1	0	23.61	17.76	0.060
				1	3	23.60	17.75	0.060
				1	5	23.63	17.78	0.060
				3	0	23.69	17.84	0.061
				3	1	23.74	17.89	0.062
				3	3	23.72	17.87	0.061
	6	0		22.72	16.87	0.049		
	707.5	23095		1	0	23.65	17.80	0.060
				1	3	23.69	17.84	0.061
				1	5	23.66	17.81	0.060
				3	0	23.67	17.82	0.061
				3	1	23.67	17.82	0.061
				3	3	23.70	17.85	0.061
	6	0		22.72	16.87	0.049		
	715.3	23173		1	0	23.60	17.75	0.060
				1	3	23.57	17.72	0.059
				1	5	23.55	17.70	0.059
				3	0	23.62	17.77	0.060
3			1	23.51	17.66	0.058		
3			3	23.55	17.70	0.059		
16QAM	699.7	23017	6	0	22.57	16.72	0.047	
			1	0	22.80	16.95	0.050	
			1	3	22.72	16.87	0.049	
			1	5	22.72	16.87	0.049	
			3	0	22.92	17.07	0.051	
			3	1	22.84	16.99	0.050	
	3	3	22.98	17.13	0.052			
	6	0	21.74	15.89	0.039			
	707.5	23095	1	0	22.87	17.02	0.050	
			1	3	22.92	17.07	0.051	
			1	5	23.03	17.18	0.052	
			3	0	22.72	16.87	0.049	
			3	1	22.84	16.99	0.050	
			3	3	22.77	16.92	0.049	
	6	0	21.69	15.84	0.038			
	715.3	23173	1	0	22.72	16.87	0.049	
			1	3	22.77	16.92	0.049	
			1	5	22.83	16.98	0.050	
3			0	22.84	16.99	0.050		
3			1	22.72	16.87	0.049		
3			3	22.72	16.87	0.049		
6	0	21.59	15.74	0.037				

Modulation	Carrier frequency (MHz)	UL Channel	BW	RB Size	RB Offset	Conduct ed power (dBm)	ERP/ EIRP (dBm)	ERP/ EIRP (W)
64QAM	699.7	23017	1.4	1	0	22.21	16.36	0.043
				1	3	22.23	16.38	0.043
				1	5	22.30	16.45	0.044
				3	0	21.88	16.03	0.040
				3	1	21.85	16.00	0.040
				3	3	21.84	15.99	0.040
	707.5	23095		6	0	20.83	14.98	0.031
				1	0	21.78	15.93	0.039
				1	3	21.82	15.97	0.040
				1	5	21.82	15.97	0.040
				3	0	21.75	15.90	0.039
				3	1	21.84	15.99	0.040
	715.3	23173		3	3	21.94	16.09	0.041
				6	0	20.98	15.13	0.033
				1	0	21.64	15.79	0.038
				1	3	21.60	15.75	0.038
				1	5	21.59	15.74	0.037
				3	0	21.70	15.85	0.038
				3	1	21.55	15.70	0.037
				3	3	21.71	15.86	0.039
				6	0	20.66	14.81	0.030

Modulation	Carrier frequency (MHz)	UL Channel	BW	RB Size	RB Offset	Conduct ed power (dBm)	ERP/ EIRP (dBm)	ERP/ EIRP (W)
QPSK	700.5	23025	3	1	0	23.77	17.92	0.062
				1	8	23.57	17.72	0.059
				1	14	23.74	17.89	0.062
				8	0	22.91	17.06	0.051
				8	4	22.78	16.93	0.049
				8	7	22.78	16.93	0.049
	15	0		22.80	16.95	0.050		
	707.5	23095		1	0	23.93	18.08	0.064
				1	8	23.85	18.00	0.063
				1	14	23.83	17.98	0.063
				8	0	22.84	16.99	0.050
				8	4	22.89	17.04	0.051
				8	7	22.76	16.91	0.049
	714.5	23165		15	0	22.78	16.93	0.049
				1	0	23.77	17.92	0.062
1			8	23.57	17.72	0.059		
1			14	23.66	17.81	0.060		
8			0	22.77	16.92	0.049		
8			4	22.73	16.88	0.049		
16QAM	700.5	23025	8	7	22.70	16.85	0.048	
			15	0	22.83	16.98	0.050	
			1	0	23.43	17.58	0.057	
			1	8	23.41	17.56	0.057	
			1	14	23.45	17.60	0.058	
			8	0	22.04	16.19	0.042	
	707.5	23095	8	4	21.99	16.14	0.041	
			8	7	22.06	16.21	0.042	
			15	0	21.94	16.09	0.041	
			1	0	22.85	17.00	0.050	
			1	8	23.09	17.24	0.053	
			1	14	22.87	17.02	0.050	
	714.5	23165	8	0	21.95	16.10	0.041	
			8	4	21.88	16.03	0.040	
			8	7	21.82	15.97	0.040	
15			0	21.75	15.90	0.039		
1			0	23.02	17.17	0.052		
1			8	22.80	16.95	0.050		
			1	14	22.78	16.93	0.049	
			8	0	21.81	15.96	0.039	
			8	4	21.72	15.87	0.039	
			8	7	21.72	15.87	0.039	
			15	0	21.85	16.00	0.040	

Modulation	Carrier frequency (MHz)	UL Channel	BW	RB Size	RB Offset	Conduct ed power (dBm)	ERP/ EIRP (dBm)	ERP/ EIRP (W)
64QAM	700.5	23025	3	1	0	22.23	16.38	0.043
				1	8	22.03	16.18	0.041
				1	14	22.20	16.35	0.043
				8	0	21.04	15.19	0.033
				8	4	20.96	15.11	0.032
				8	7	20.95	15.10	0.032
				15	0	20.89	15.04	0.032
	707.5	23095		1	0	21.92	16.07	0.040
				1	8	21.88	16.03	0.040
				1	14	21.88	16.03	0.040
				8	0	20.75	14.90	0.031
				8	4	20.75	14.90	0.031
				8	7	20.76	14.91	0.031
				15	0	21.03	15.18	0.033
	714.5	23165		1	0	21.80	15.95	0.039
				1	8	21.55	15.70	0.037
				1	14	21.63	15.78	0.038
				8	0	20.79	14.94	0.031
				8	4	20.68	14.83	0.030
				8	7	20.73	14.88	0.031
				15	0	20.84	14.99	0.032

Modulation	Carrier frequency (MHz)	UL Channel	BW	RB Size	RB Offset	Conduct ed power (dBm)	ERP/ EIRP (dBm)	ERP/ EIRP (W)
QPSK	701.5	23035	5	1	0	23.77	17.92	0.062
				1	12	23.69	17.84	0.061
				1	24	23.72	17.87	0.061
				12	0	22.90	17.05	0.051
				12	7	22.79	16.94	0.049
				12	13	22.77	16.92	0.049
	707.5	23095		25	0	22.80	16.95	0.050
				1	0	23.76	17.91	0.062
				1	12	23.74	17.89	0.062
				1	24	23.65	17.80	0.060
				12	0	22.86	17.01	0.050
				12	7	22.80	16.95	0.050
	713.5	23155		12	13	22.77	16.92	0.049
				25	0	22.81	16.96	0.050
				1	0	23.71	17.86	0.061
				1	12	23.65	17.80	0.060
				1	24	23.62	17.77	0.060
				12	0	22.79	16.94	0.049
16QAM	701.5	23035	12	7	22.72	16.87	0.049	
			12	13	22.71	16.86	0.049	
			25	0	22.71	16.86	0.049	
			1	0	22.80	16.95	0.050	
			1	12	22.86	17.01	0.050	
			1	24	22.58	16.73	0.047	
	707.5	23095	12	0	21.98	16.13	0.041	
			12	7	21.71	15.86	0.039	
			12	13	21.69	15.84	0.038	
			25	0	22.00	16.15	0.041	
			1	0	23.11	17.26	0.053	
			1	12	22.92	17.07	0.051	
	713.5	23155	1	24	23.13	17.28	0.053	
			12	0	21.87	16.02	0.040	
			12	7	21.96	16.11	0.041	
			12	13	21.89	16.04	0.040	
			25	0	21.78	15.93	0.039	
			1	0	22.82	16.97	0.050	
			1	12	22.90	17.05	0.051	
			1	24	22.86	17.01	0.050	
			12	0	21.75	15.90	0.039	
			12	7	21.77	15.92	0.039	
			12	13	21.73	15.88	0.039	
			25	0	21.81	15.96	0.039	

Modulation	Carrier frequency (MHz)	UL Channel	BW	RB Size	RB Offset	Conduct ed power (dBm)	ERP/ EIRP (dBm)	ERP/ EIRP (W)
64QAM	701.5	23035	5	1	0	21.85	16.00	0.040
				1	12	21.82	15.97	0.040
				1	24	21.86	16.01	0.040
				12	0	20.85	15.00	0.032
				12	7	20.70	14.85	0.031
				12	13	20.83	14.98	0.031
				25	0	20.89	15.04	0.032
	707.5	23095		1	0	21.85	16.00	0.040
				1	12	21.84	15.99	0.040
				1	24	21.82	15.97	0.040
				12	0	20.94	15.09	0.032
				12	7	20.87	15.02	0.032
				12	13	20.91	15.06	0.032
				25	0	20.82	14.97	0.031
	713.5	23155		1	0	21.71	15.86	0.039
				1	12	21.71	15.86	0.039
				1	24	21.75	15.90	0.039
				12	0	20.89	15.04	0.032
				12	7	20.85	15.00	0.032
				12	13	20.85	15.00	0.032
				25	0	20.71	14.86	0.031

Modulation	Carrier frequency (MHz)	UL Channel	BW	RB Size	RB Offset	Conduct ed power (dBm)	ERP/ EIRP (dBm)	ERP/ EIRP (W)
QPSK	704	23060	10	1	0	23.90	18.05	0.064
				1	25	23.73	17.88	0.061
				1	49	23.69	17.84	0.061
				25	0	22.86	17.01	0.050
				25	12	22.86	17.01	0.050
				25	25	22.93	17.08	0.051
	707.5	23095		50	0	22.94	17.09	0.051
				1	0	23.76	17.91	0.062
				1	25	23.77	17.92	0.062
				1	49	23.72	17.87	0.061
				25	0	22.89	17.04	0.051
				25	12	22.83	16.98	0.050
	711	23130		25	25	22.83	16.98	0.050
				50	0	22.75	16.90	0.049
				1	0	23.77	17.92	0.062
				1	25	23.64	17.79	0.060
				1	49	23.61	17.76	0.060
				25	0	22.88	17.03	0.050
16QAM	704	23060	25	12	22.68	16.83	0.048	
			25	25	22.74	16.89	0.049	
			50	0	22.87	17.02	0.050	
			1	0	23.65	17.80	0.060	
			1	25	23.41	17.56	0.057	
			1	49	23.54	17.69	0.059	
	707.5	23095	25	0	21.97	16.12	0.041	
			25	12	21.88	16.03	0.040	
			25	25	21.95	16.10	0.041	
			50	0	21.94	16.09	0.041	
			1	0	23.01	17.16	0.052	
			1	25	22.93	17.08	0.051	
	711	23130	1	49	22.82	16.97	0.050	
			25	0	21.91	16.06	0.040	
			25	12	21.89	16.04	0.040	
			25	25	21.83	15.98	0.040	
			50	0	21.88	16.03	0.040	
			1	0	22.91	17.06	0.051	
			1	25	22.72	16.87	0.049	
			1	49	22.68	16.83	0.048	
			25	0	21.96	16.11	0.041	
			25	12	21.88	16.03	0.040	
			25	25	21.88	16.03	0.040	
			50	0	21.83	15.98	0.040	

Modulation	Carrier frequency (MHz)	UL Channel	BW	RB Size	RB Offset	Conduct ed power (dBm)	ERP/ EIRP (dBm)	ERP/ EIRP (W)
64QAM	704	23060	10	1	0	22.29	16.44	0.044
				1	25	22.27	16.42	0.044
				1	49	22.30	16.45	0.044
				25	0	20.91	15.06	0.032
				25	12	20.86	15.01	0.032
				25	25	20.90	15.05	0.032
				50	0	20.94	15.09	0.032
	707.5	23095		1	0	21.74	15.89	0.039
				1	25	21.89	16.04	0.040
				1	49	21.84	15.99	0.040
				25	0	20.90	15.05	0.032
				25	12	20.93	15.08	0.032
				25	25	20.93	15.08	0.032
				50	0	20.84	14.99	0.032
	711	23130		1	0	21.70	15.85	0.038
				1	25	21.46	15.61	0.036
				1	49	21.65	15.80	0.038
				25	0	20.87	15.02	0.032
				25	12	20.89	15.04	0.032
				25	25	20.89	15.04	0.032
				50	0	20.98	15.13	0.033