

APPENDIX A – TEST DATA OF CONDUCTED EMISSION

LTE Band 12

1 RF Power Output

Modulation	Carrier frequency (MHz)	UL Channel	BW	RB Size	RB Offset	Conducted power (dBm)
QPSK	699.7	23017	1.4	1	0	23.61
				1	3	23.60
				1	5	23.63
				3	0	23.69
				3	1	23.74
				3	3	23.72
	6	0		22.72		
	707.5	23095		1	0	23.65
				1	3	23.69
				1	5	23.66
				3	0	23.67
				3	1	23.67
				3	3	23.70
	6	0		22.72		
	715.3	23173		1	0	23.60
				1	3	23.57
				1	5	23.55
				3	0	23.62
3			1	23.51		
3			3	23.55		
16QAM	699.7	23017	6	0	22.57	
			1	0	22.80	
			1	3	22.72	
			1	5	22.72	
			3	0	22.92	
			3	1	22.84	
	3	3	22.98			
	707.5	23095	6	0	21.74	
			1	0	22.87	
			1	3	22.92	
			1	5	23.03	
			3	0	22.72	
			3	1	22.84	
	3	3	22.77			
	715.3	23173	6	0	21.69	
			1	0	22.72	
			1	3	22.77	
			1	5	22.83	
3			0	22.84		
3			1	22.72		
3	3	22.72				
6	0	21.59				

Modulation	Carrier frequency (MHz)	UL Channel	BW	RB Size	RB Offset	Conducted power (dBm)
64QAM	699.7	23017	1.4	1	0	22.21
				1	3	22.23
				1	5	22.30
				3	0	21.88
				3	1	21.85
				3	3	21.84
				6	0	20.83
	707.5	23095		1	0	21.78
				1	3	21.82
				1	5	21.82
				3	0	21.75
				3	1	21.84
				3	3	21.94
				6	0	20.98
	715.3	23173		1	0	21.64
				1	3	21.60
				1	5	21.59
				3	0	21.70
				3	1	21.55
				3	3	21.71
				6	0	20.66

Modulation	Carrier frequency (MHz)	UL Channel	BW	RB Size	RB Offset	Conducted power (dBm)
QPSK	700.5	23025	3	1	0	23.77
				1	8	23.57
				1	14	23.74
				8	0	22.91
				8	4	22.78
				8	7	22.78
	707.5	23095		15	0	22.80
				1	0	23.93
				1	8	23.85
				1	14	23.83
				8	0	22.84
				8	4	22.89
	714.5	23165		8	7	22.76
				15	0	22.78
				1	0	23.77
				1	8	23.57
				1	14	23.66
				8	0	22.77
16QAM	700.5	23025	8	4	22.73	
			8	7	22.70	
			15	0	22.83	
			1	0	23.43	
			1	8	23.41	
			1	14	23.45	
	707.5	23095	8	0	22.04	
			8	4	21.99	
			8	7	22.06	
			15	0	21.94	
			1	0	22.85	
			1	8	23.09	
	714.5	23165	1	14	22.87	
			8	0	21.95	
			8	4	21.88	
			8	7	21.82	
			15	0	21.75	
			1	0	23.02	
			1	8	22.80	
			1	14	22.78	
			8	0	21.81	
			8	4	21.72	
			8	7	21.72	
			15	0	21.85	

Modulation	Carrier frequency (MHz)	UL Channel	BW	RB Size	RB Offset	Conducted power (dBm)
64QAM	700.5	23025	3	1	0	22.23
				1	8	22.03
				1	14	22.20
				8	0	21.04
				8	4	20.96
				8	7	20.95
				15	0	20.89
	707.5	23095		1	0	21.92
				1	8	21.88
				1	14	21.88
				8	0	20.75
				8	4	20.75
				8	7	20.76
				15	0	21.03
	714.5	23165		1	0	21.80
				1	8	21.55
				1	14	21.63
				8	0	20.79
				8	4	20.68
				8	7	20.73
				15	0	20.84

Modulation	Carrier frequency (MHz)	UL Channel	BW	RB Size	RB Offset	Conducted power (dBm)
QPSK	701.5	23035	5	1	0	23.77
				1	12	23.69
				1	24	23.72
				12	0	22.90
				12	7	22.79
				12	13	22.77
	707.5	23095		25	0	22.80
				1	0	23.76
				1	12	23.74
				1	24	23.65
				12	0	22.86
				12	7	22.80
	713.5	23155		12	13	22.77
				25	0	22.81
				1	0	23.71
				1	12	23.65
				1	24	23.62
				12	0	22.79
16QAM	701.5	23035	12	7	22.72	
			12	13	22.71	
			25	0	22.71	
			1	0	22.80	
			1	12	22.86	
			1	24	22.58	
	707.5	23095	12	0	21.98	
			12	7	21.71	
			12	13	21.69	
			25	0	22.00	
			1	0	23.11	
			1	12	22.92	
	713.5	23155	1	24	23.13	
			12	0	21.87	
			12	7	21.96	
			12	13	21.89	
			25	0	21.78	
			1	0	22.82	
1	12	22.90				
1	24	22.86				
12	0	21.75				
12	7	21.77				
12	13	21.73				
25	0	21.81				

Modulation	Carrier frequency (MHz)	UL Channel	BW	RB Size	RB Offset	Conducted power (dBm)
64QAM	701.5	23035	5	1	0	21.85
				1	12	21.82
				1	24	21.86
				12	0	20.85
				12	7	20.70
				12	13	20.83
				25	0	20.89
	707.5	23095		1	0	21.85
				1	12	21.84
				1	24	21.82
				12	0	20.94
				12	7	20.87
				12	13	20.91
				25	0	20.82
	713.5	23155		1	0	21.71
				1	12	21.71
				1	24	21.75
				12	0	20.89
				12	7	20.85
				12	13	20.85
				25	0	20.71

Modulation	Carrier frequency (MHz)	UL Channel	BW	RB Size	RB Offset	Conducted power (dBm)
QPSK	704	23060	10	1	0	23.90
				1	25	23.73
				1	49	23.69
				25	0	22.86
				25	12	22.86
				25	25	22.93
	707.5	23095		50	0	22.94
				1	0	23.76
				1	25	23.77
				1	49	23.72
				25	0	22.89
				25	12	22.83
	711	23130		25	25	22.83
				50	0	22.75
				1	0	23.77
				1	25	23.64
				1	49	23.61
				25	0	22.88
16QAM	704	23060	25	12	22.68	
			25	25	22.74	
			50	0	22.87	
			1	0	23.65	
			1	25	23.41	
			1	49	23.54	
	707.5	23095	25	0	21.97	
			25	12	21.88	
			25	25	21.95	
			50	0	21.94	
			1	0	23.01	
			1	25	22.93	
	711	23130	1	49	22.82	
			25	0	21.91	
			25	12	21.89	
			25	25	21.83	
			50	0	21.88	
			1	0	22.91	
			1	25	22.72	
			1	49	22.68	
			25	0	21.96	
			25	12	21.88	
			25	25	21.88	
			50	0	21.83	

Modulation	Carrier frequency (MHz)	UL Channel	BW	RB Size	RB Offset	Conducted power (dBm)
64QAM	704	23060	10	1	0	22.29
				1	25	22.27
				1	49	22.30
				25	0	20.91
				25	12	20.86
				25	25	20.90
				50	0	20.94
	707.5	23095		1	0	21.74
				1	25	21.89
				1	49	21.84
				25	0	20.90
				25	12	20.93
				25	25	20.93
				50	0	20.84
	711	23130		1	0	21.70
				1	25	21.46
				1	49	21.65
				25	0	20.87
				25	12	20.89
				25	25	20.89
				50	0	20.98

2 Occupied Bandwidth

Band	Carrier frequency (MHz)	Channel	BW (MHz)	RB Size	RB Offset	Bandwidth of 99% Power (MHz)					
						QPSK		16-QAM		64-QAM	
12	699.7	23017	1.4	6	0	1.082	Fig.1	1.088	Fig.2	1.082	Fig.3
	707.5	23095		6	0	1.082	Fig.4	1.082	Fig.5	1.082	Fig.6
	715.3	23173		6	0	1.076	Fig.7	1.082	Fig.8	1.082	Fig.9
	700.5	23025	3	15	0	2.683	Fig.10	2.683	Fig.11	2.683	Fig.12
	707.5	23095		15	0	2.683	Fig.13	2.683	Fig.14	2.683	Fig.15
	714.5	23165		15	0	2.683	Fig.16	2.683	Fig.17	2.683	Fig.18
	701.5	23035	5	25	0	4.472	Fig.19	4.472	Fig.20	4.472	Fig.21
	707.5	23095		25	0	4.472	Fig.22	4.472	Fig.23	4.472	Fig.24
	713.5	23155		25	0	4.472	Fig.25	4.472	Fig.26	4.472	Fig.27
	704	23060	10	50	0	8.944	Fig.28	8.944	Fig.29	8.944	Fig.30
	707.5	23095		50	0	8.944	Fig.31	8.944	Fig.32	8.944	Fig.33
	711	23130		50	0	8.944	Fig.34	8.944	Fig.35	8.944	Fig.36

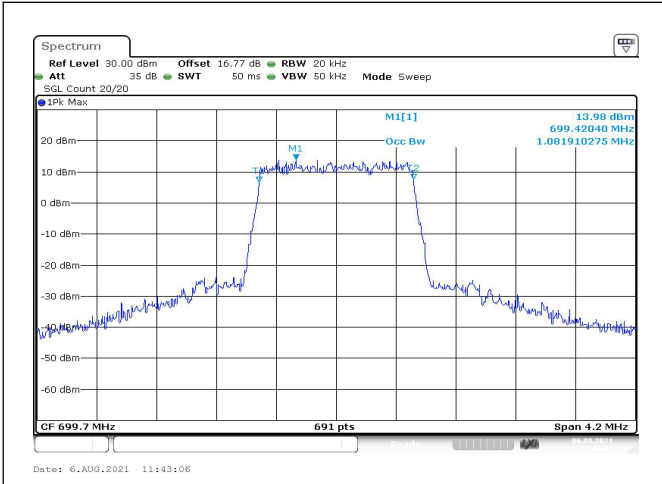


Fig.1

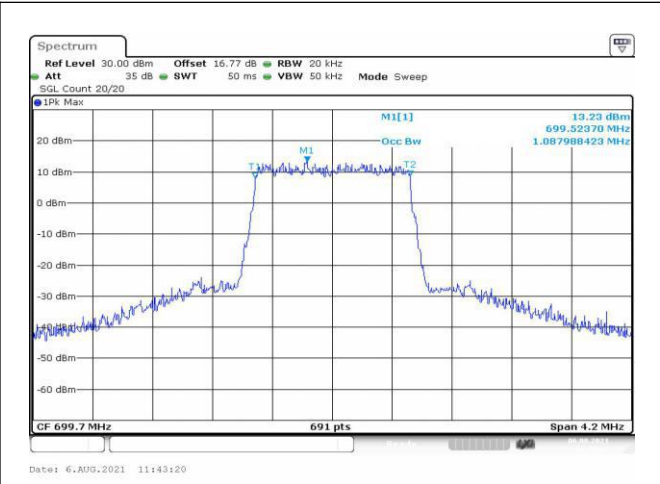


Fig.2

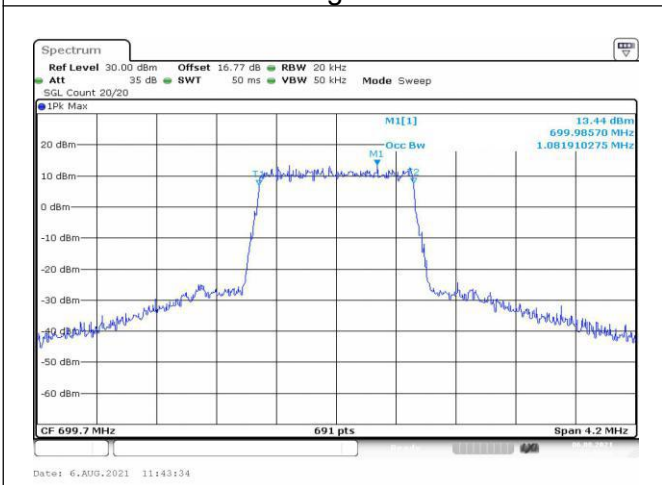


Fig.3

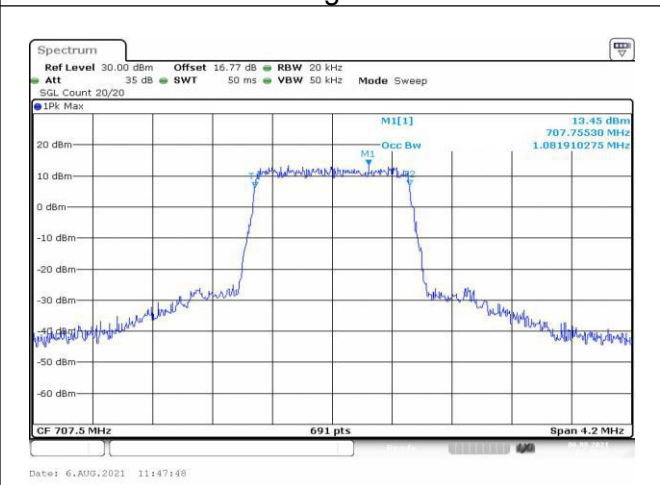


Fig.4

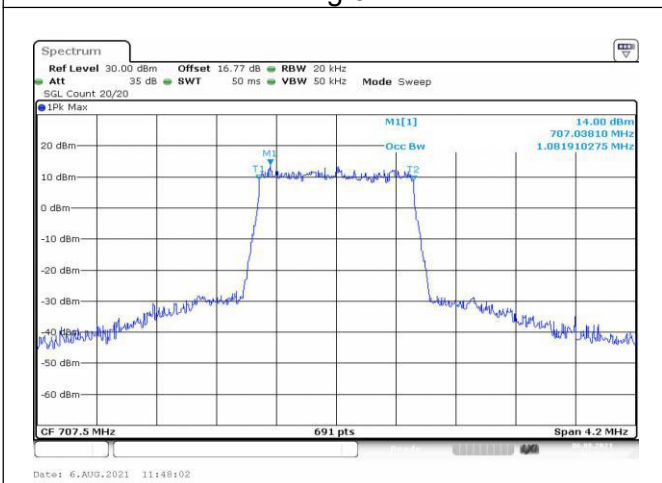


Fig.5

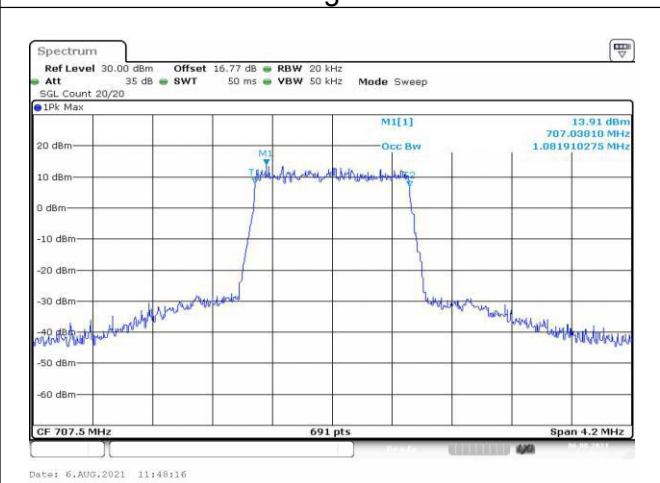


Fig.6

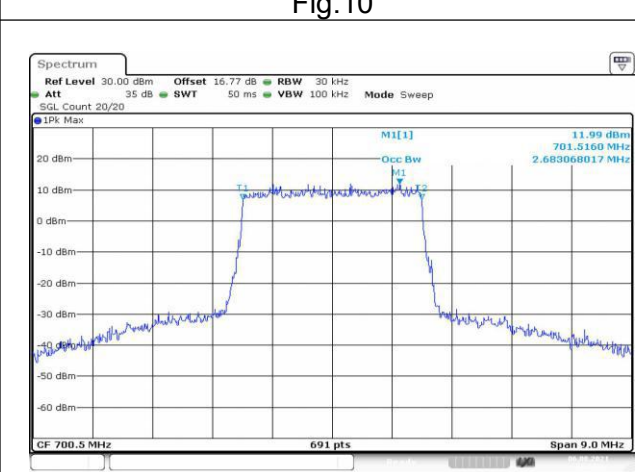
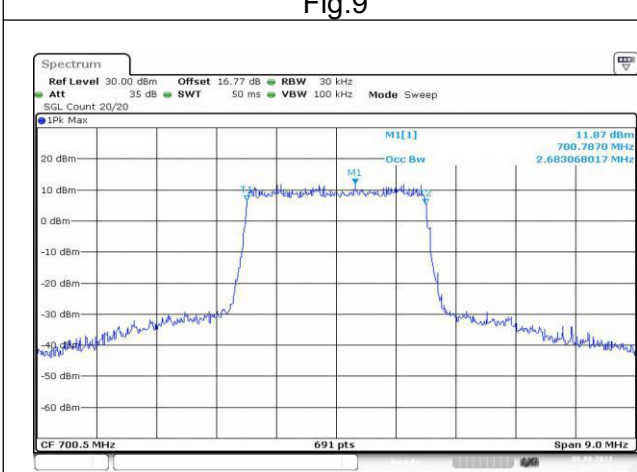
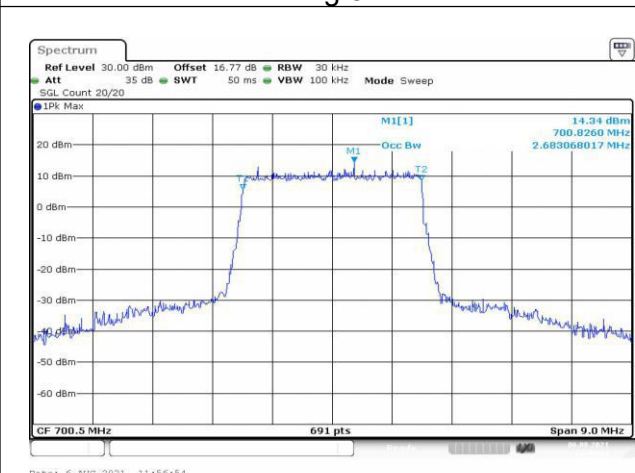
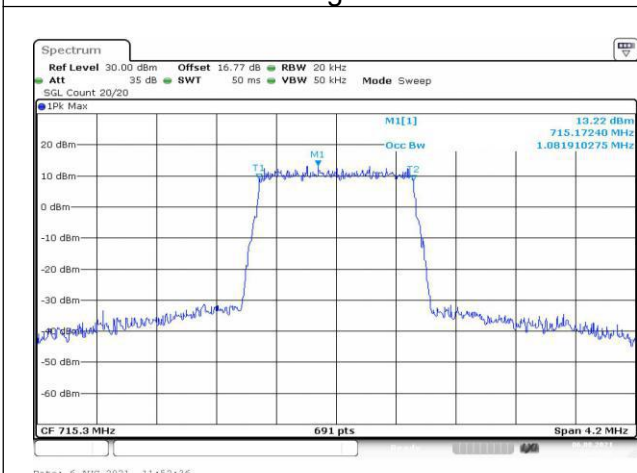
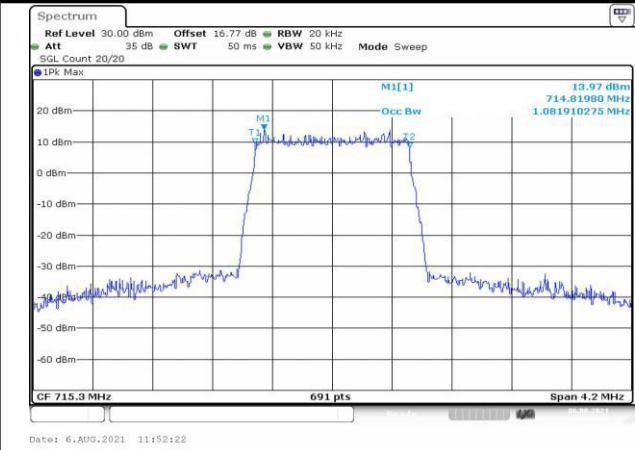
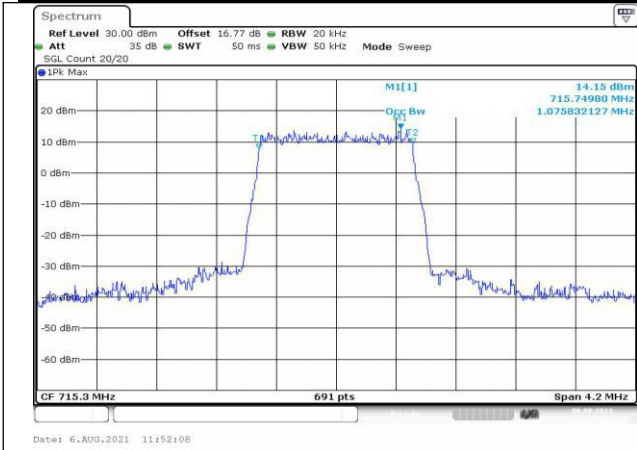




Fig.13

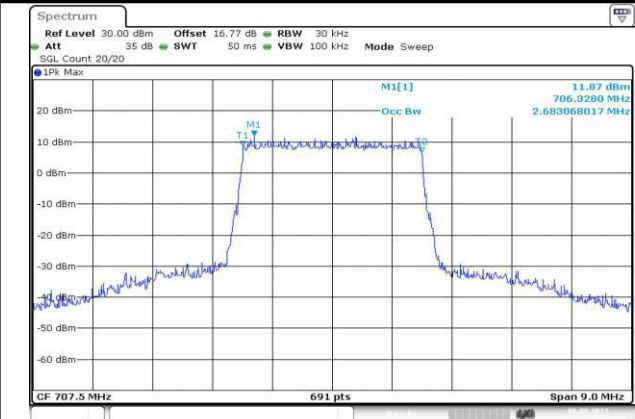


Fig.14

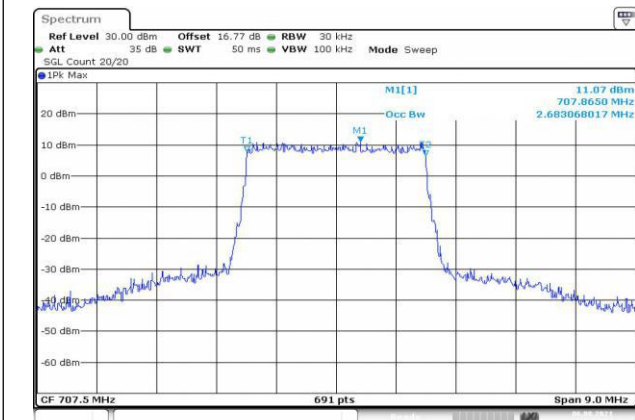


Fig.15

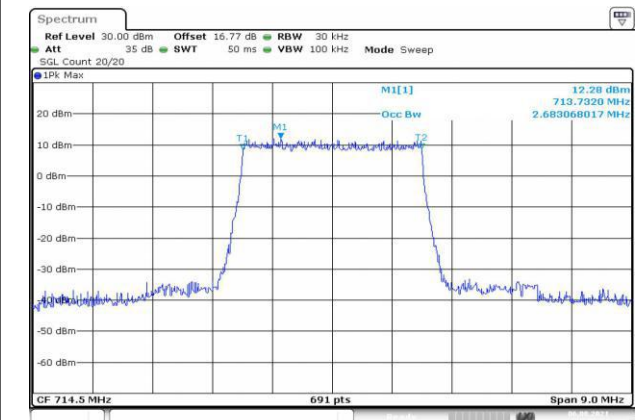


Fig.16

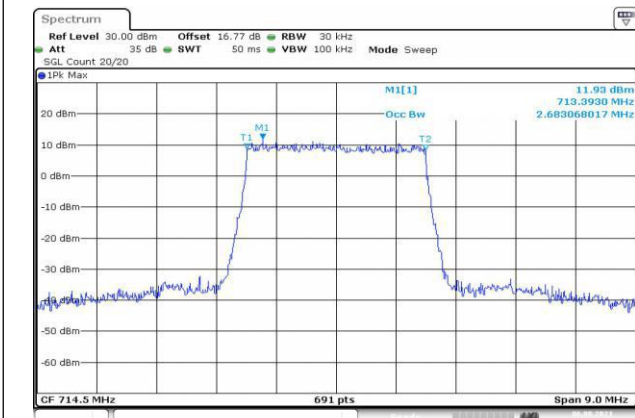


Fig.17

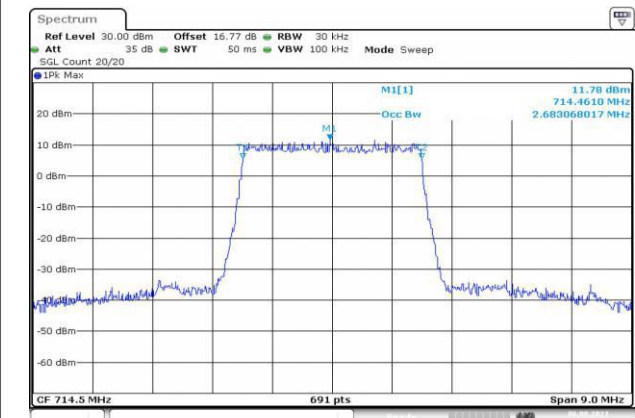


Fig.18

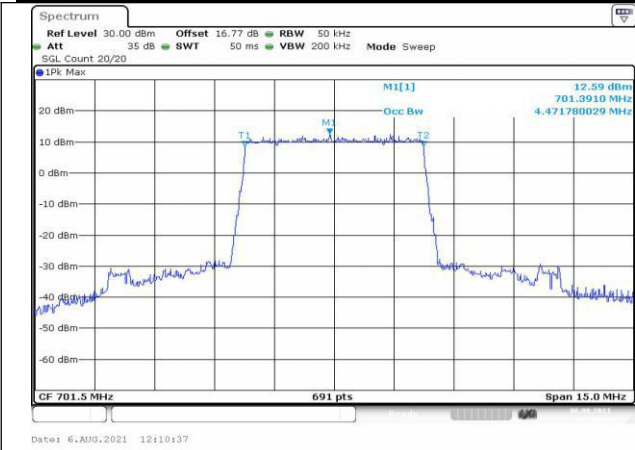


Fig.19

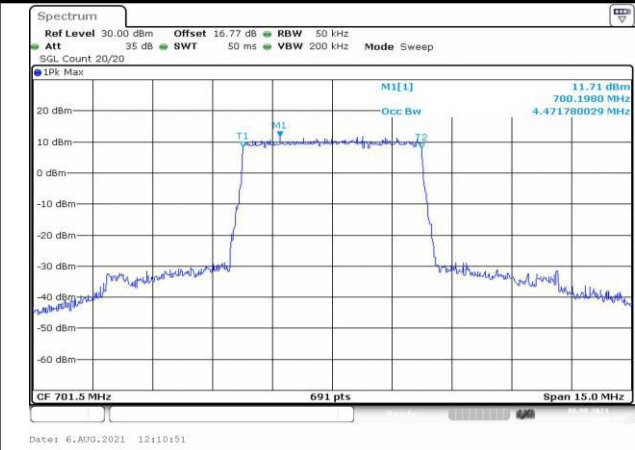


Fig.20

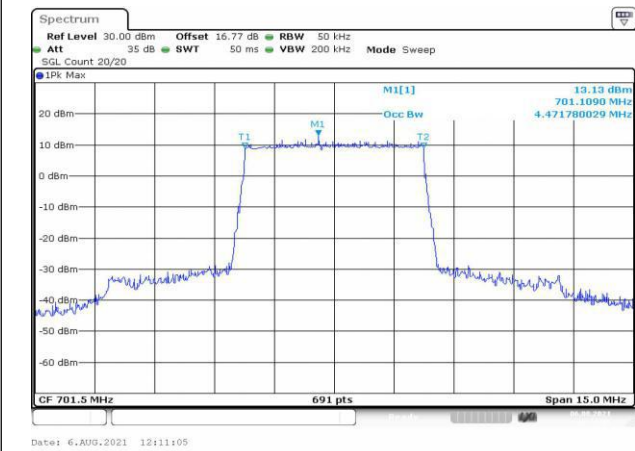


Fig.21

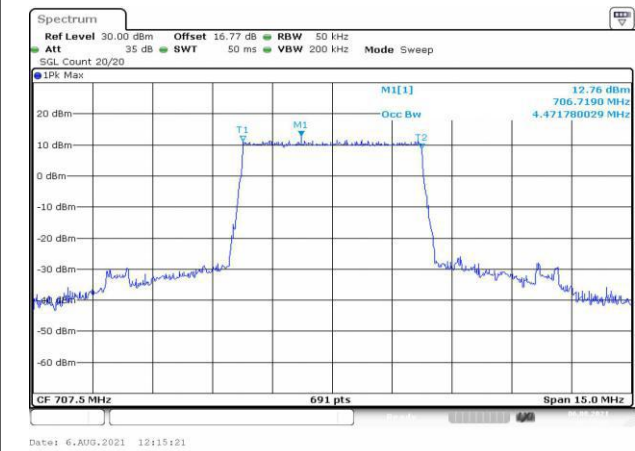


Fig.22

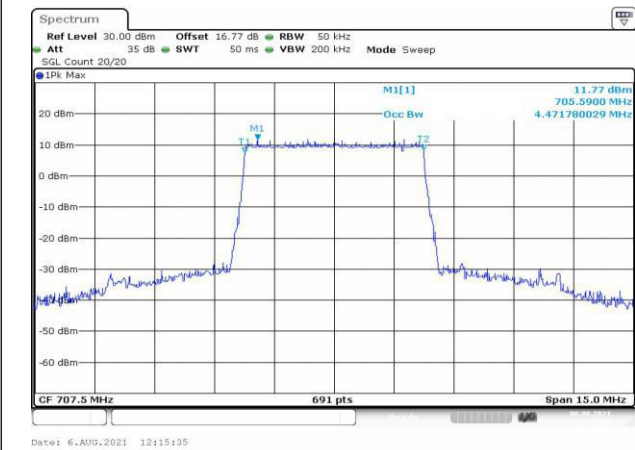


Fig.23

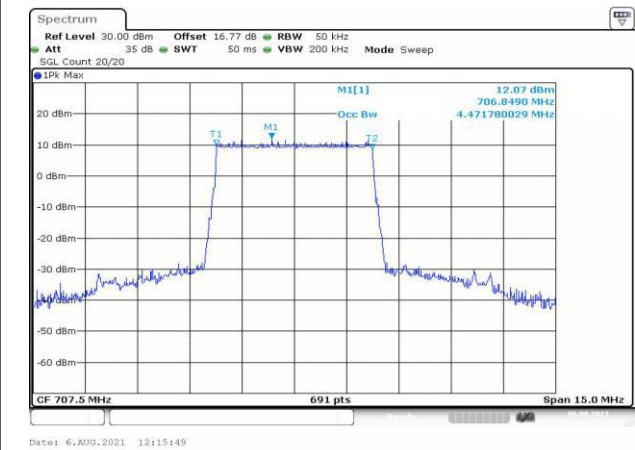


Fig.24

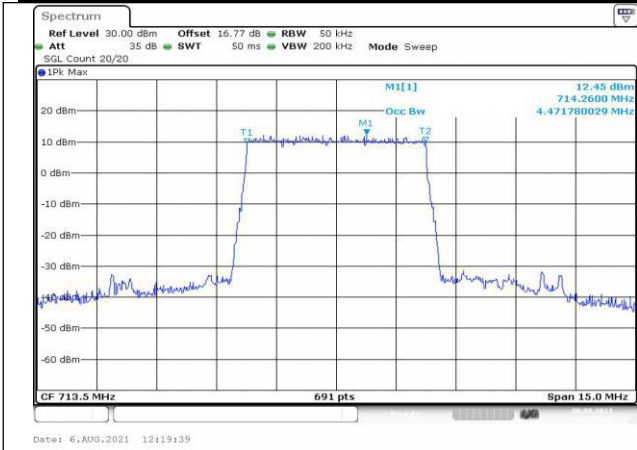


Fig.25

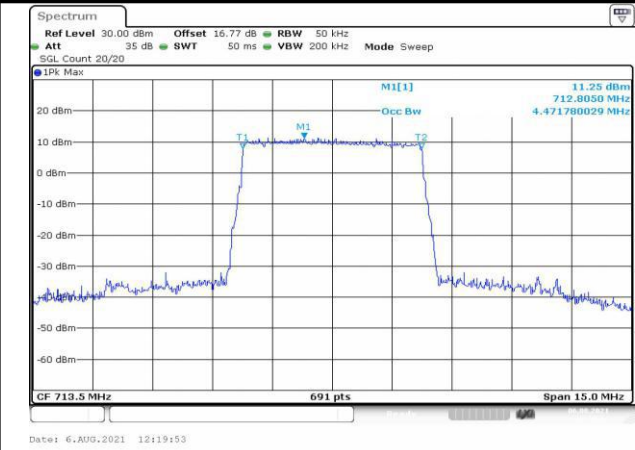


Fig.26

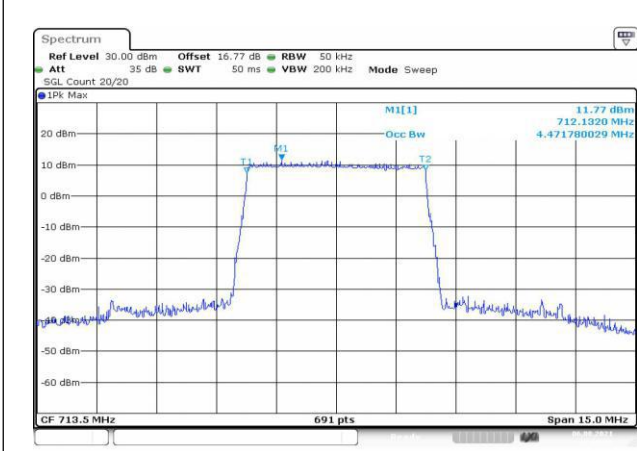


Fig.27

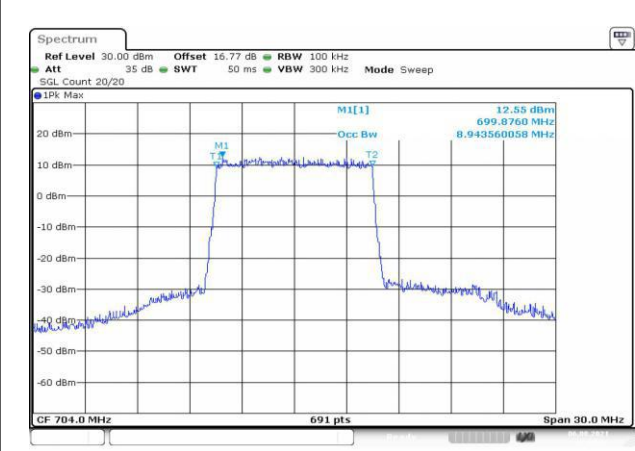


Fig.28

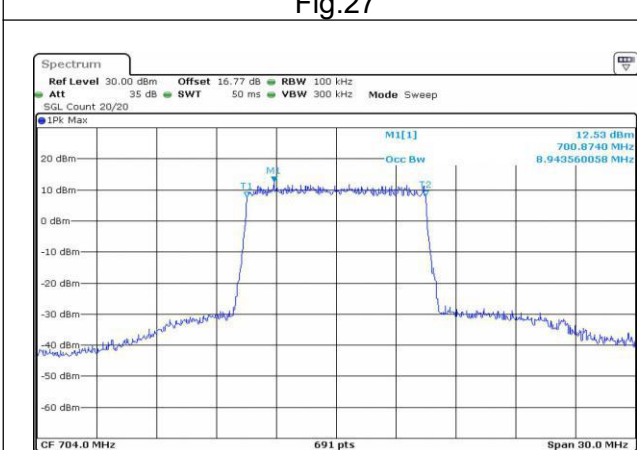


Fig.29

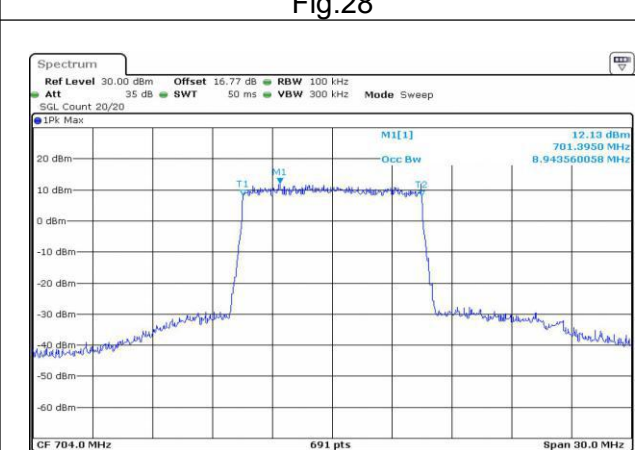


Fig.30

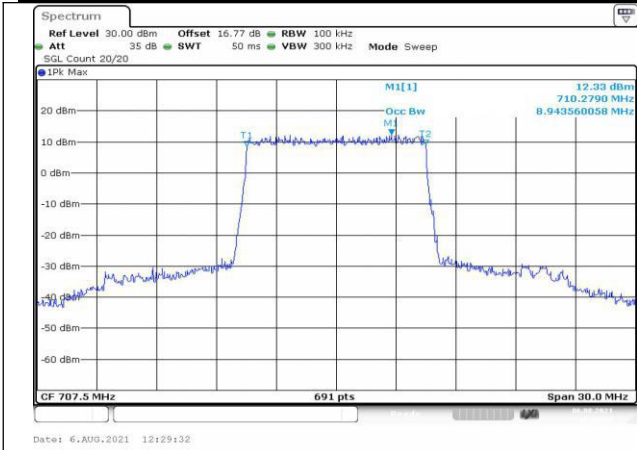


Fig.31

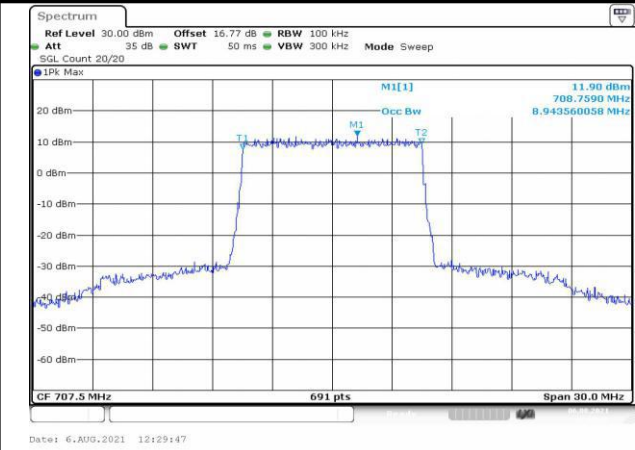


Fig.32

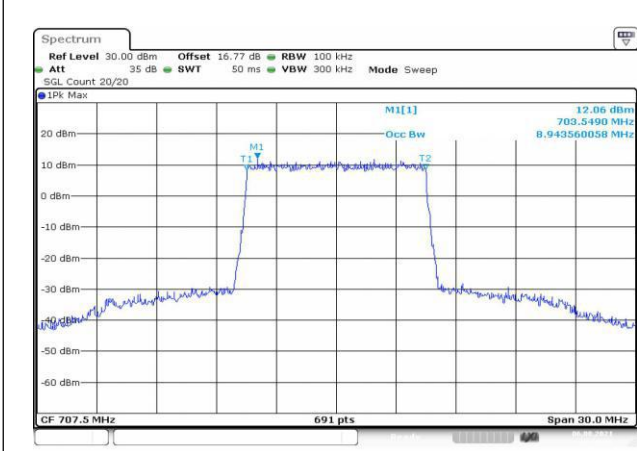


Fig.33

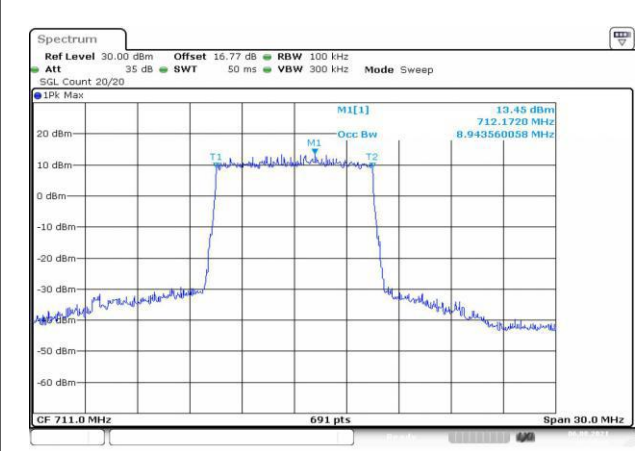


Fig.34

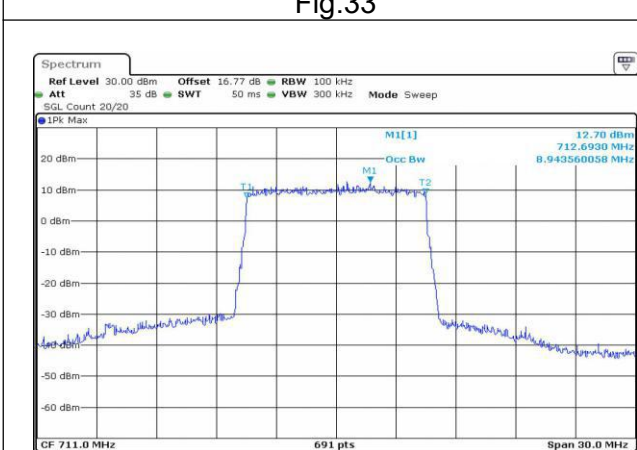


Fig.35

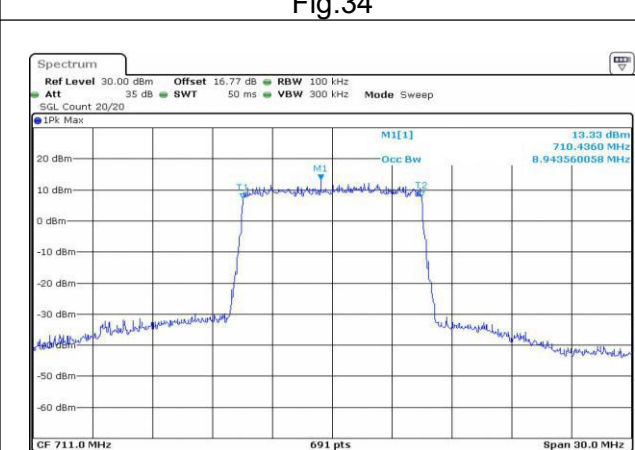


Fig.36

3 Emission Bandwidth

Band	Carrier frequency (MHz)	Channel	BW (MHz)	RB Size	RB Offset	Bandwidth of -26dB transmitter power (MHz)					
						QPSK		16-QAM		64-QAM	
12	699.7	23017	1.4	6	0	1.210	Fig.1	1.216	Fig.2	1.204	Fig.3
	707.5	23095		6	0	1.216	Fig.4	1.210	Fig.5	1.204	Fig.6
	715.3	23173		6	0	1.216	Fig.7	1.210	Fig.8	1.216	Fig.9
	700.5	23025	3	15	0	2.878	Fig.10	2.878	Fig.11	2.931	Fig.12
	707.5	23095		15	0	2.904	Fig.13	2.918	Fig.14	2.944	Fig.15
	714.5	23165		15	0	2.944	Fig.16	2.931	Fig.17	2.918	Fig.18
	701.5	23035	5	25	0	4.884	Fig.19	4.841	Fig.20	4.841	Fig.21
	707.5	23095		25	0	4.863	Fig.22	4.884	Fig.23	4.884	Fig.24
	713.5	23155		25	0	4.841	Fig.25	4.884	Fig.26	4.906	Fig.27
	704	23060	10	50	0	9.638	Fig.28	9.551	Fig.29	9.551	Fig.30
	707.5	23095		50	0	9.595	Fig.31	9.638	Fig.32	9.595	Fig.33
	711	23130		50	0	9.551	Fig.34	9.551	Fig.35	9.595	Fig.36

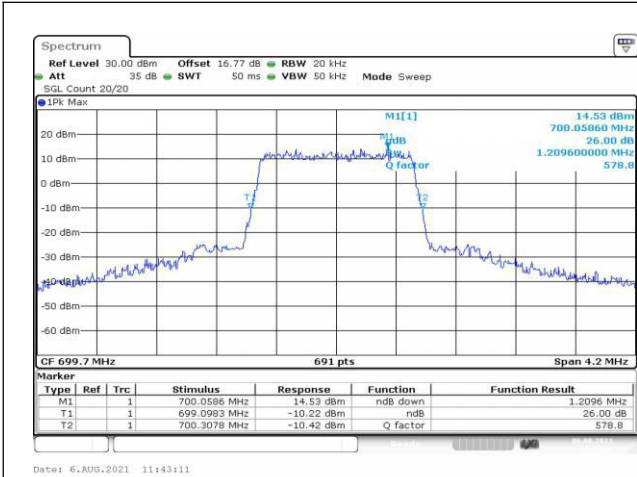


Fig.1

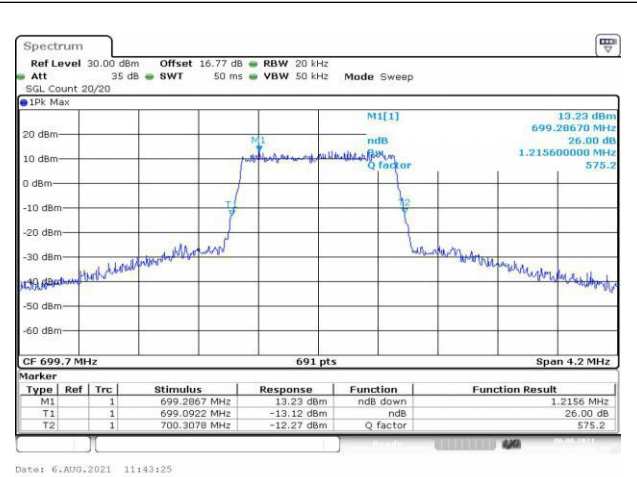


Fig.2

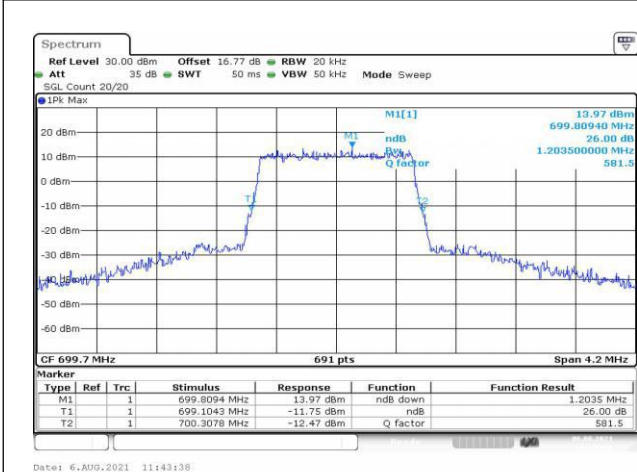


Fig.3

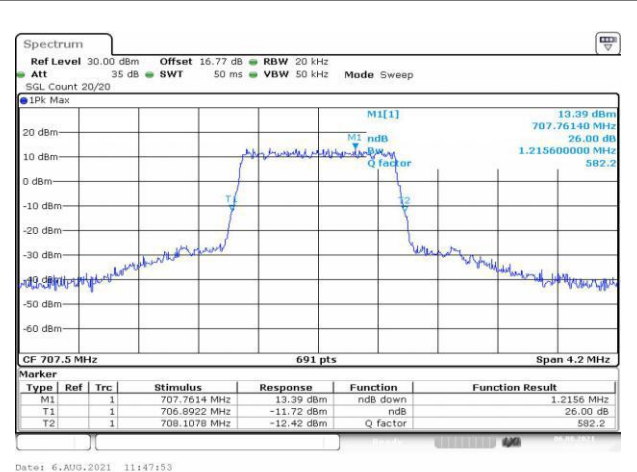


Fig.4

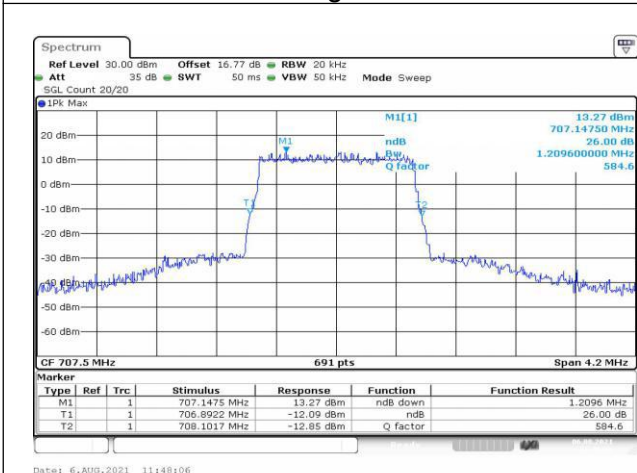


Fig.5

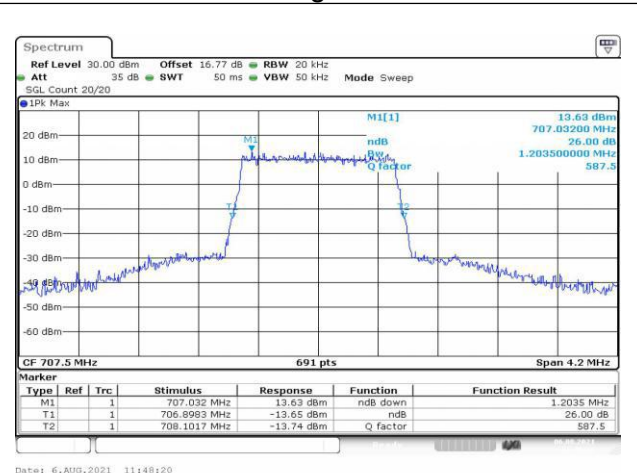


Fig.6

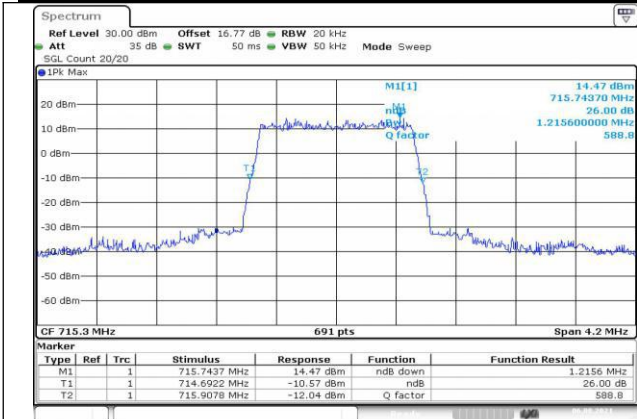


Fig.7

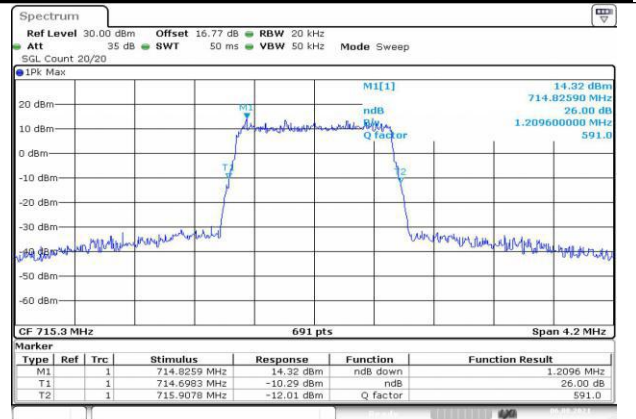


Fig.8

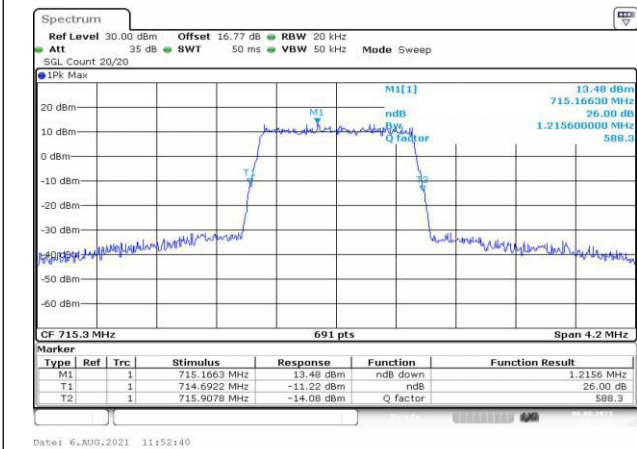


Fig.9

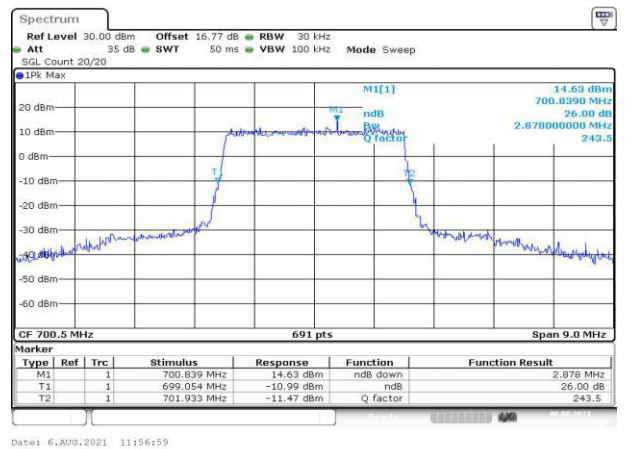


Fig.10

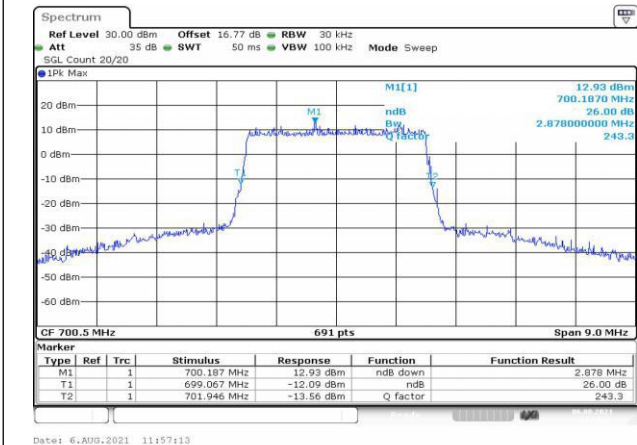


Fig.11

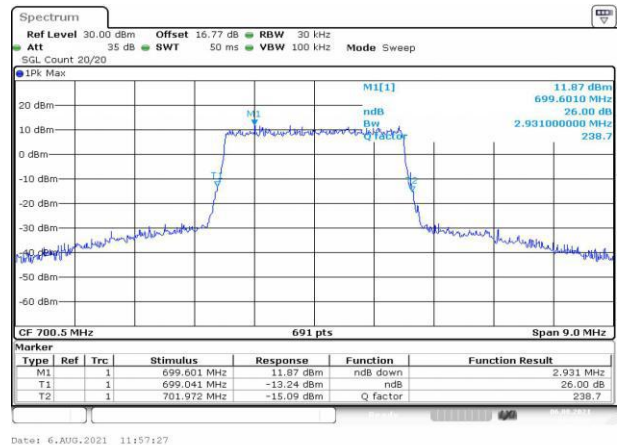


Fig.12

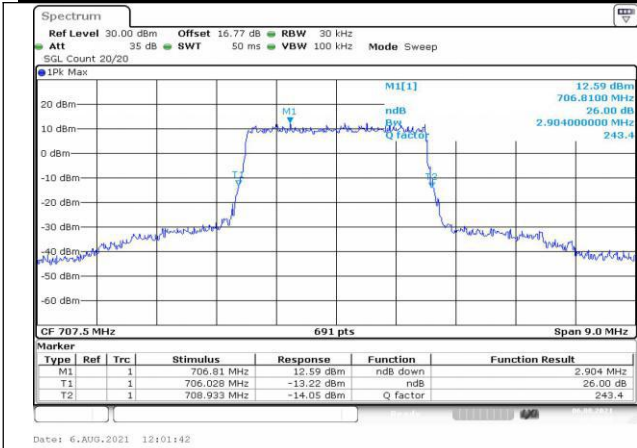


Fig.13

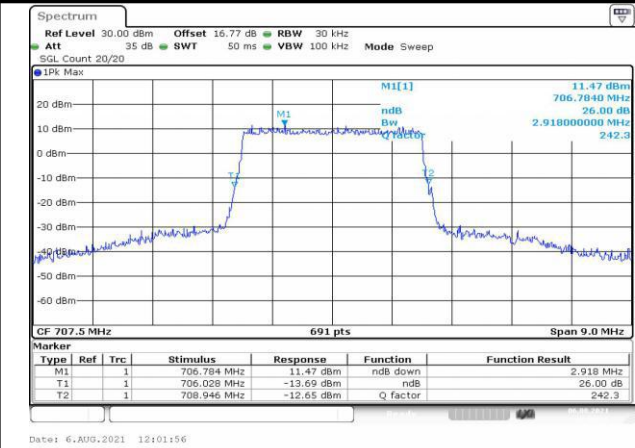


Fig.14

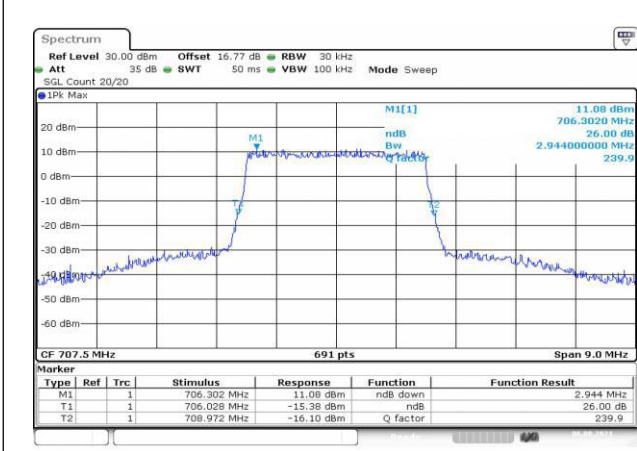


Fig.15

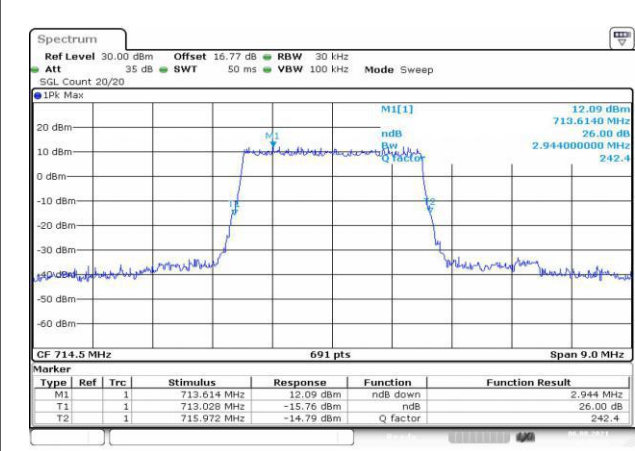


Fig.16

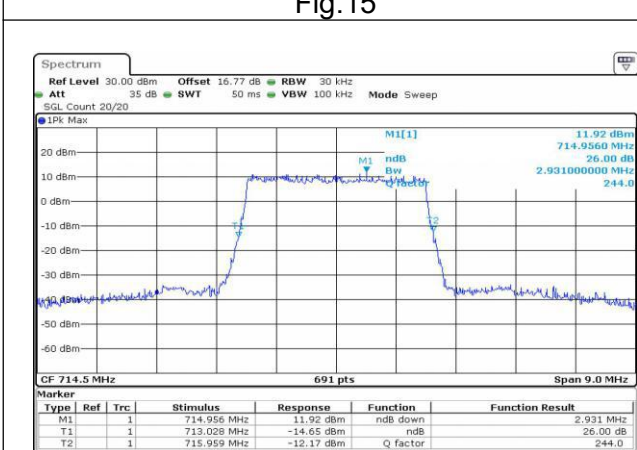


Fig.17

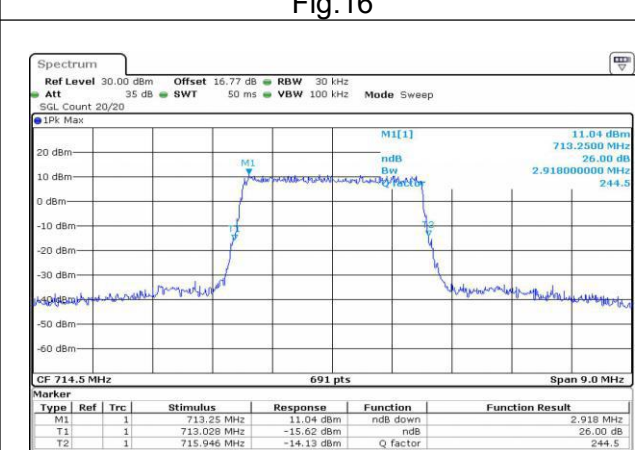
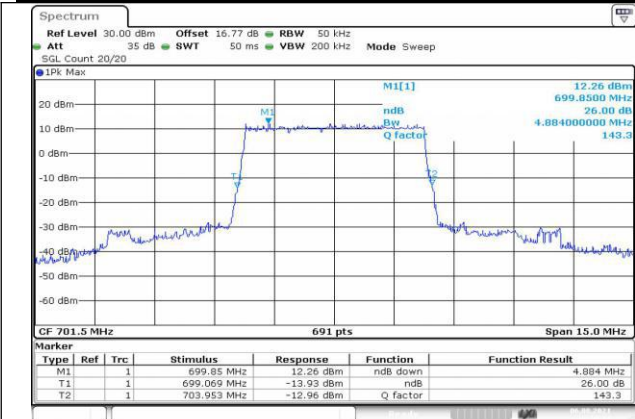


Fig.18



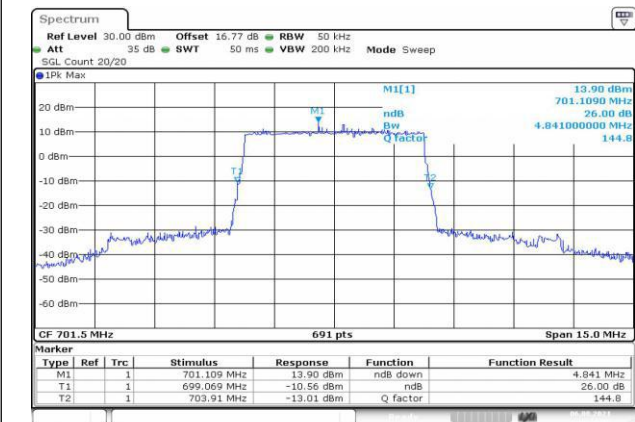
Date: 6.AUG.2021 12:11:42

Fig.19



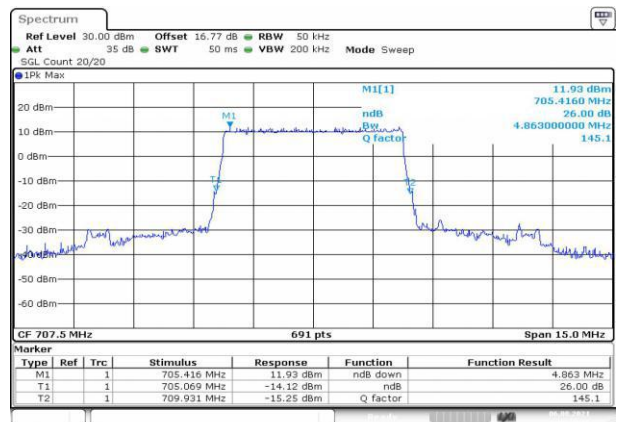
Date: 6.AUG.2021 12:11:56

Fig.20



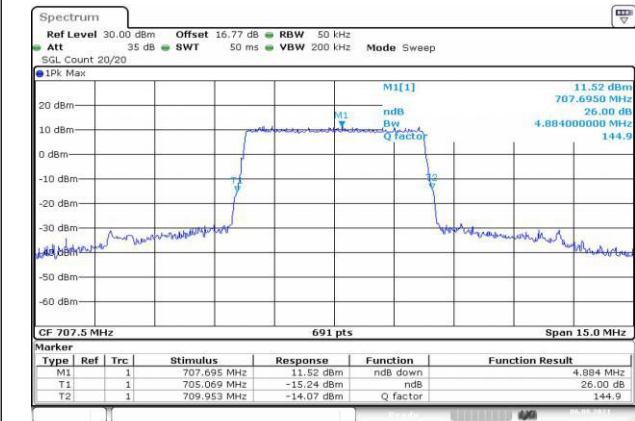
Date: 6.AUG.2021 12:11:10

Fig.21



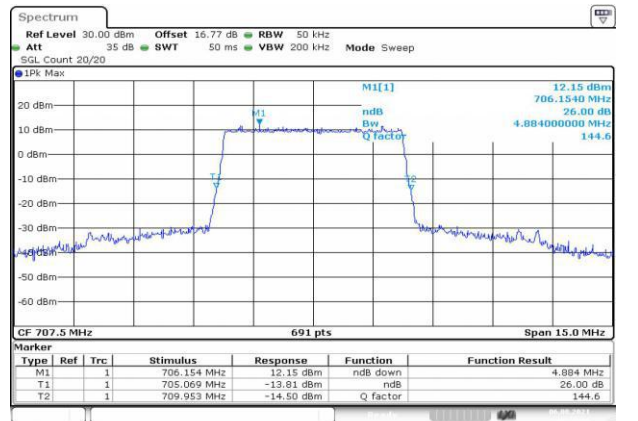
Date: 6.AUG.2021 12:15:26

Fig.22



Date: 6.AUG.2021 12:15:40

Fig.23



Date: 6.AUG.2021 12:15:54

Fig.24

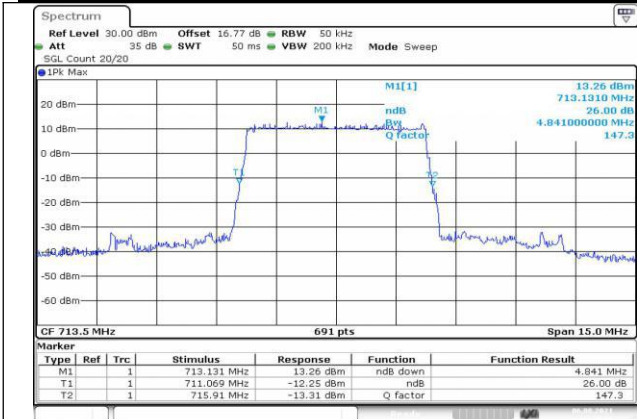


Fig.25

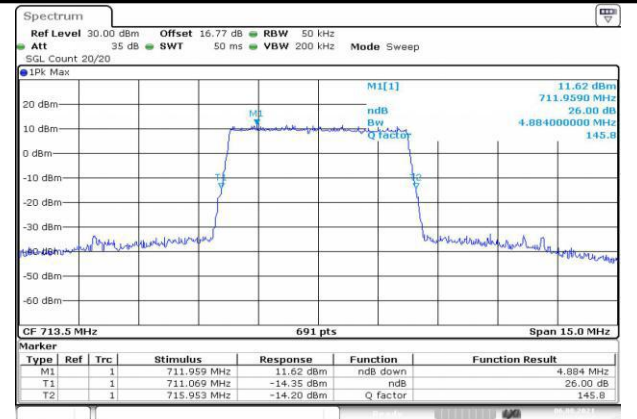


Fig.26

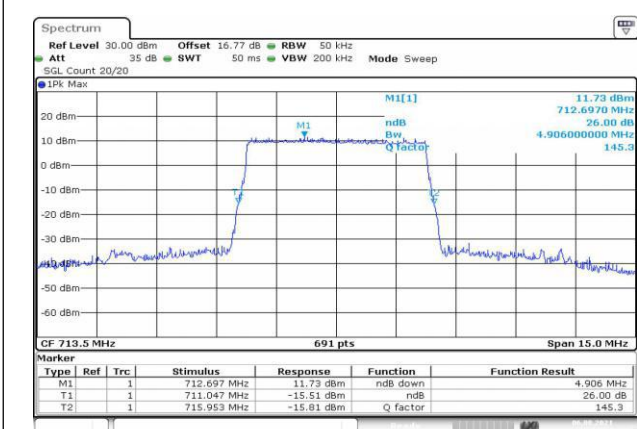


Fig.27

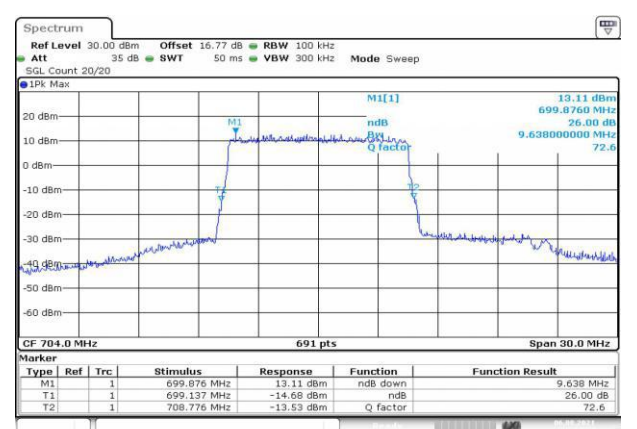


Fig.28

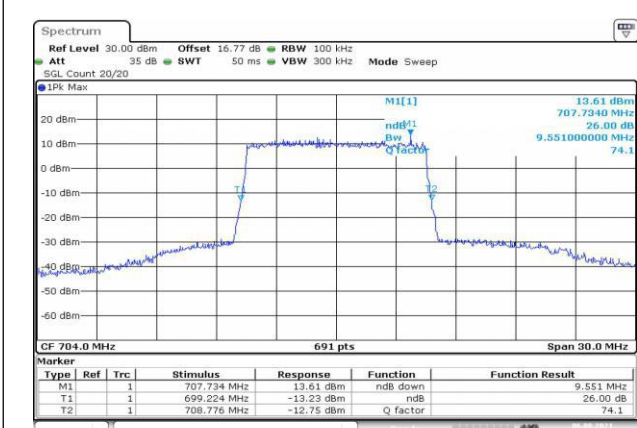


Fig.29

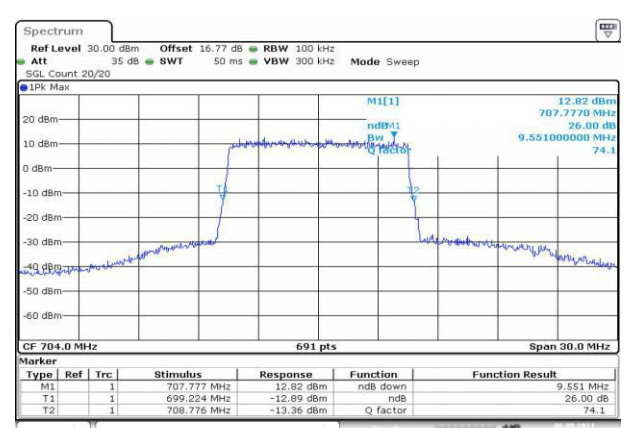


Fig.30

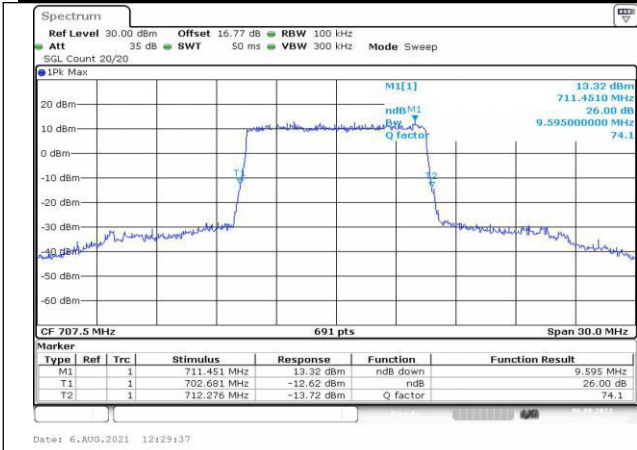


Fig.31

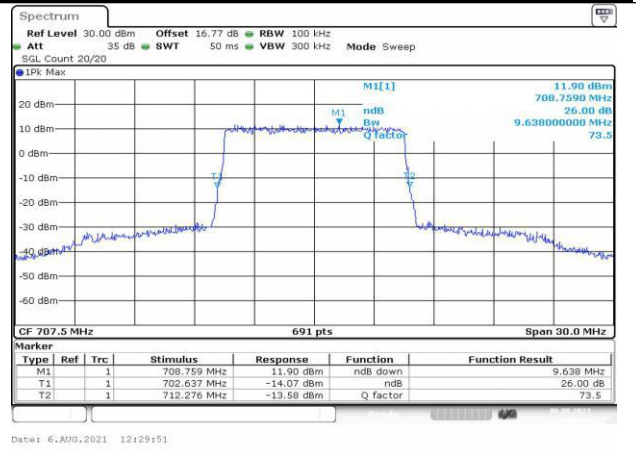


Fig.32

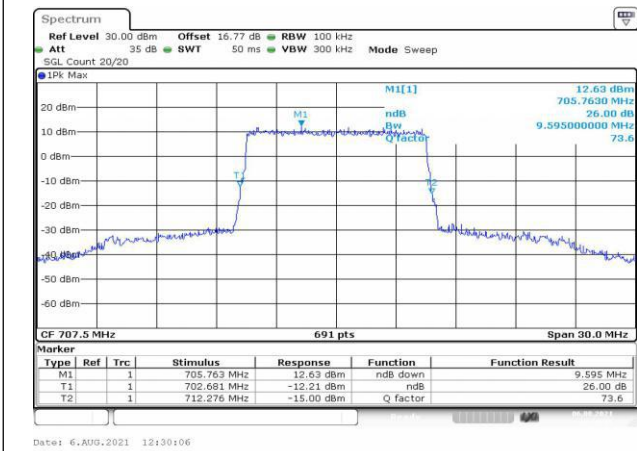


Fig.33

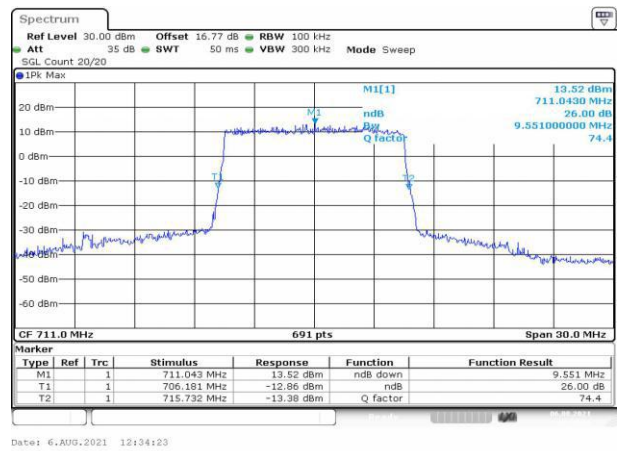


Fig.34

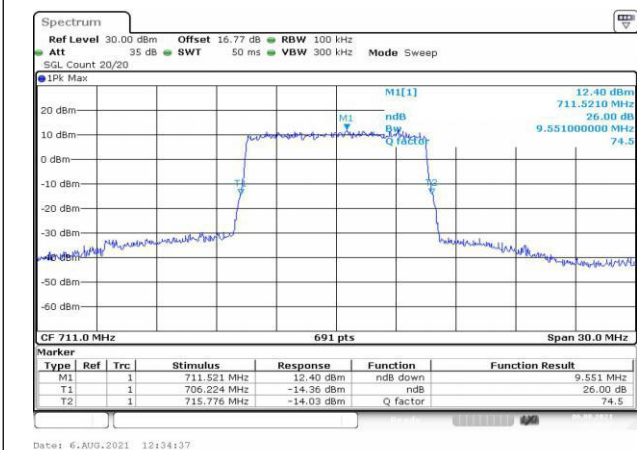


Fig.35

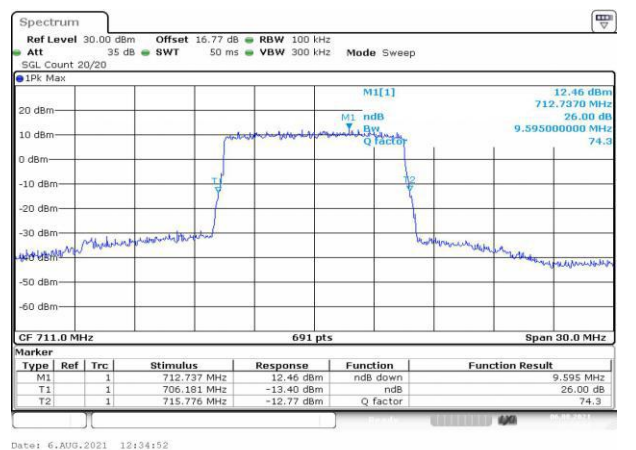


Fig.36

4 Peak-Average Ratio

Band	Carrier frequency (MHz)	Channel	BW (MHz)	RB Size	RB Offset	QPSK	16-QAM	64-QAM
12	699.7	23017	1.4	1	5	Fig.1	Fig.2	Fig.3
	699.7	23017		6	0	Fig.4	Fig.5	Fig.6
	707.5	23095		1	5	Fig.7	Fig.8	Fig.9
	707.5	23095		6	0	Fig.10	Fig.11	Fig.12
	715.3	23173		1	5	Fig.13	Fig.14	Fig.15
	715.3	23173		6	0	Fig.16	Fig.17	Fig.18
	700.5	23025	3	1	14	Fig.19	Fig.20	Fig.21
	700.5	23025		15	0	Fig.22	Fig.23	Fig.24
	707.5	23095		1	14	Fig.25	Fig.26	Fig.27
	707.5	23095		15	0	Fig.28	Fig.29	Fig.30
	714.5	23165		1	14	Fig.31	Fig.32	Fig.33
	714.5	23165		15	0	Fig.34	Fig.35	Fig.36
	701.5	23035	5	1	24	Fig.37	Fig.38	Fig.39
	701.5	23035		25	0	Fig.40	Fig.41	Fig.42
	707.5	23095		1	24	Fig.43	Fig.44	Fig.45
	707.5	23095		25	0	Fig.46	Fig.47	Fig.48
	713.5	23155		1	24	Fig.49	Fig.50	Fig.51
	713.5	23155		25	0	Fig.52	Fig.53	Fig.54
	704	23060	10	1	49	Fig.55	Fig.56	Fig.57
	704	23060		50	0	Fig.58	Fig.59	Fig.60
	707.5	23095		1	49	Fig.61	Fig.62	Fig.63
	707.5	23095		50	0	Fig.64	Fig.65	Fig.66
	711	23130		1	49	Fig.67	Fig.68	Fig.69
	711	23130		50	0	Fig.70	Fig.71	Fig.72

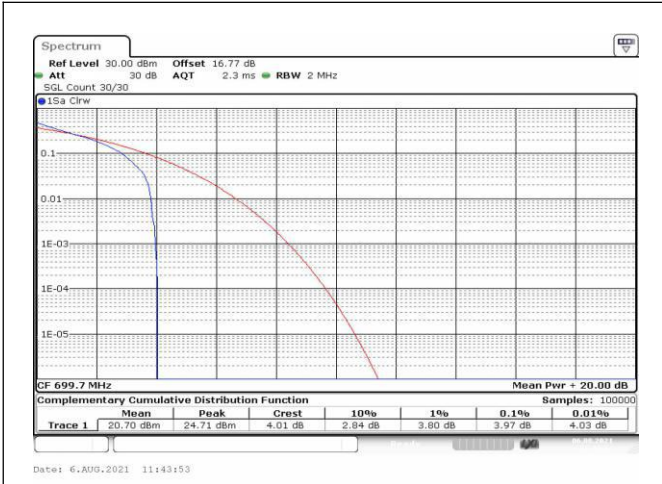


Fig.1

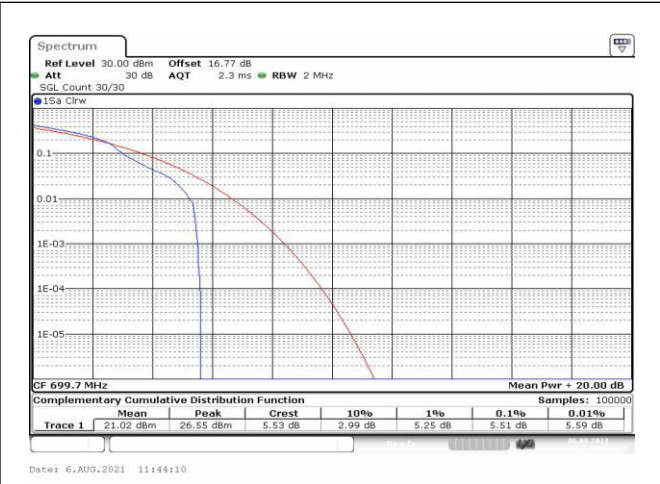


Fig.2

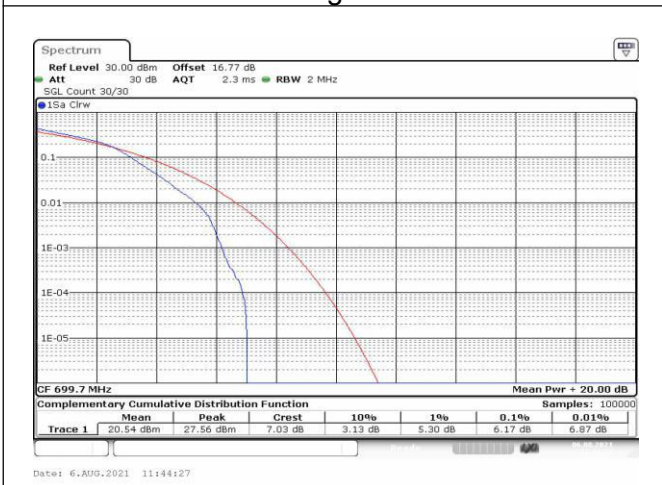


Fig.3

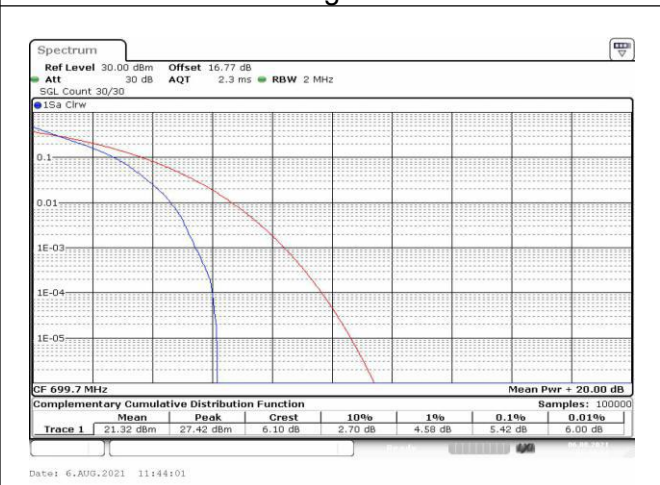


Fig.4

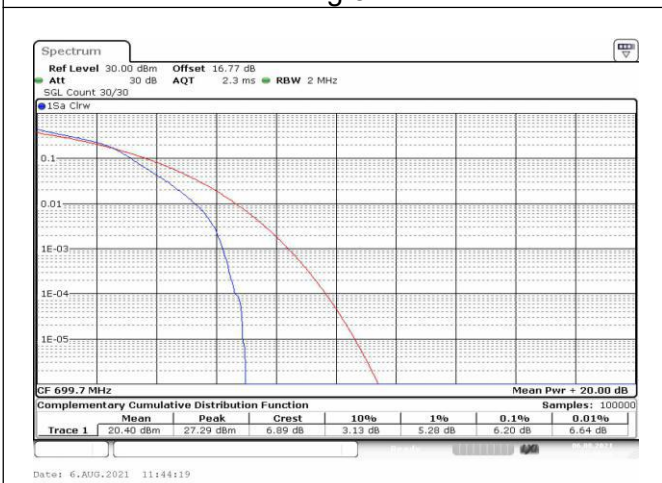


Fig.5

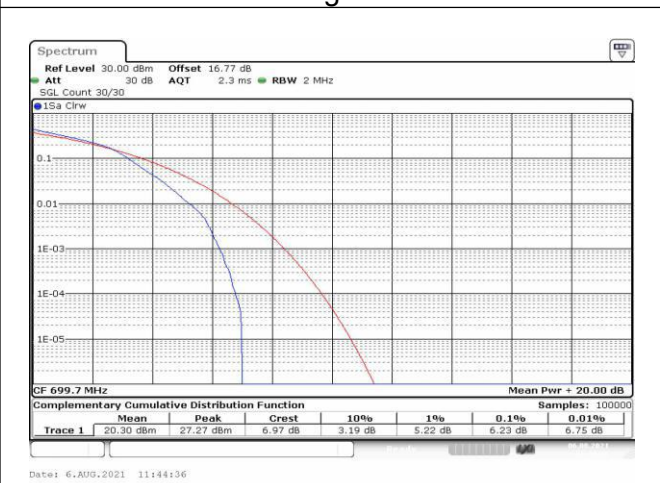


Fig.6



Fig.7

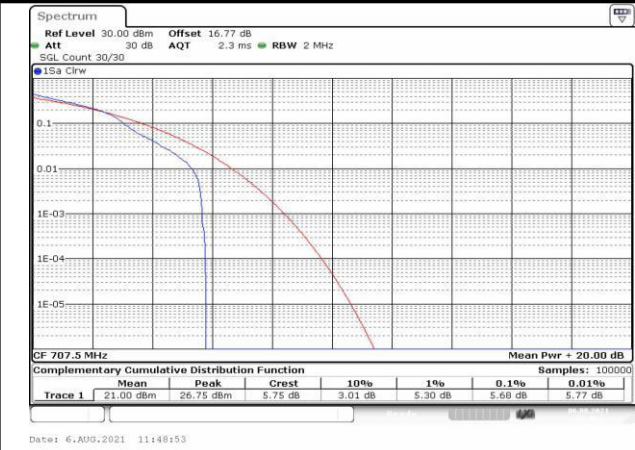


Fig.8

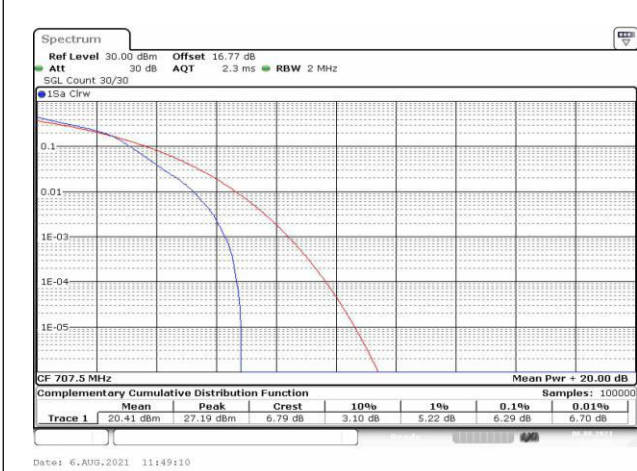


Fig.9

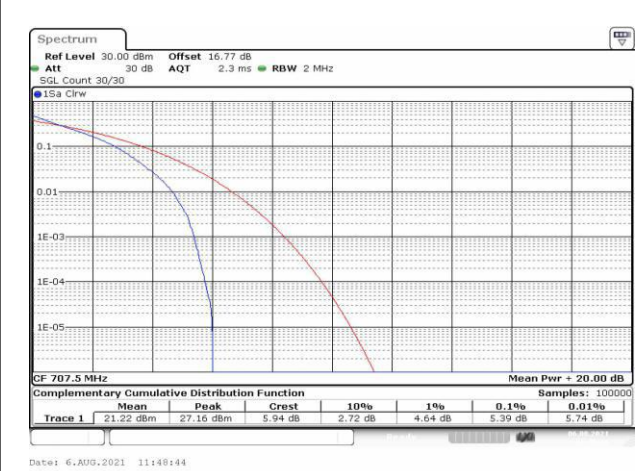


Fig.10

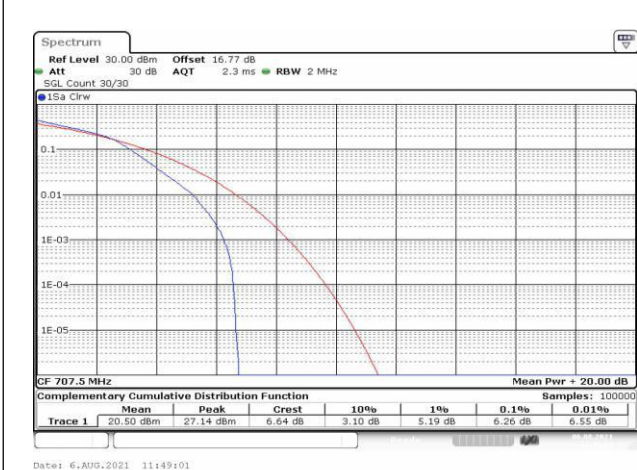


Fig.11

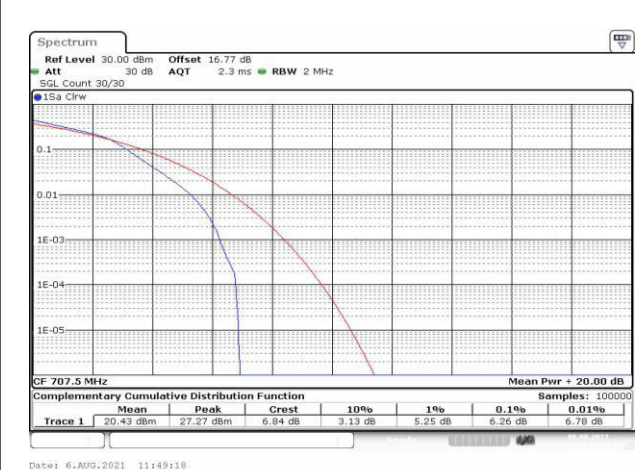


Fig.12



Fig.13



Fig.14

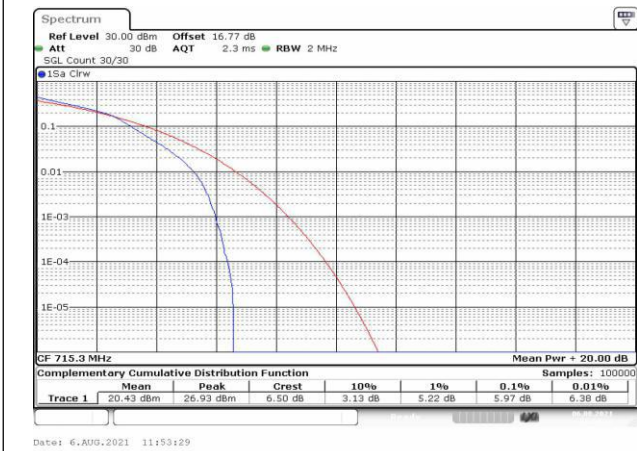


Fig.15

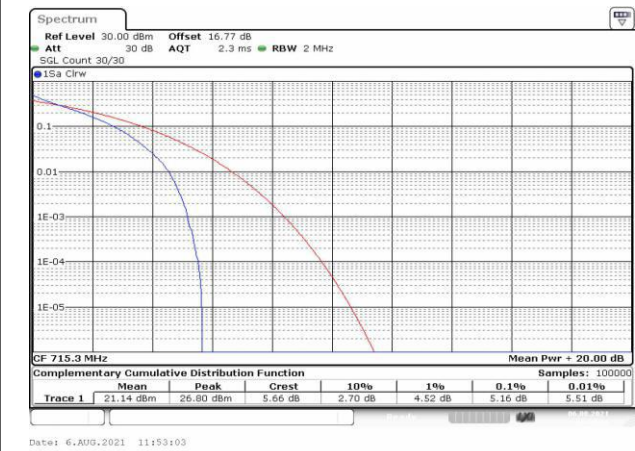


Fig.16

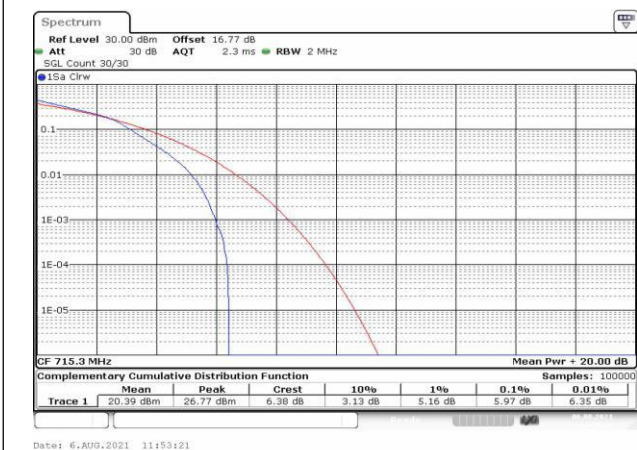


Fig.17

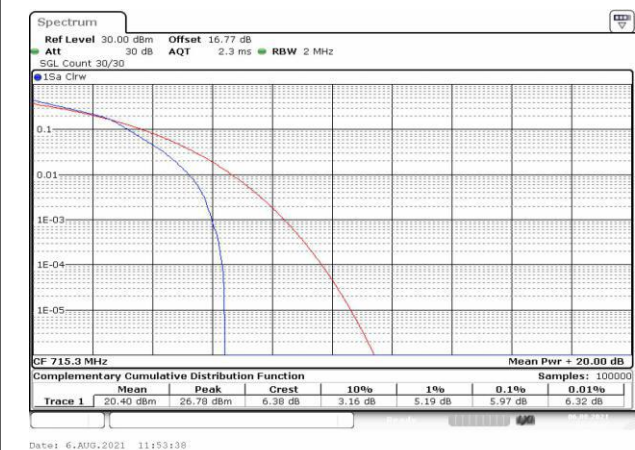


Fig.18