


## PHOTOGRAPHS OF THE TEST CONFIGURATION

CONDUCTED EMISSION TEST  
WLAN & BT







NFC









RADIATED EMISSION TEST BELOW 1GHz  
WLAN 5GHz, WCDMA B5  
(X-Plane)







RADIATED EMISSION TEST BELOW 1GHz  
GSM1900, LTE B12  
(Y-Plane)







RADIATED EMISSION TEST BELOW 1GHz  
WLAN 2.4GHz & BT  
(Z-Plane)









RADIATED EMISSION TEST ABOVE 1GHz  
WLAN 5GHz, WCDMA B5  
(X-Plane)





RADIATED EMISSION TEST ABOVE 1GHz  
GSM 850, LTE B5, GSM1900, LTE B12  
(Y-Plane)




RADIATED EMISSION TEST ABOVE 1GHz  
WLAN 2.4GHz & BT  
(Z-Plane)



RADIATED EMISSION TEST 30MHz~1GHz  
(NFC)



RADIATED EMISSION TEST BELOW 30MHz  
(NFC)





## DFS

