
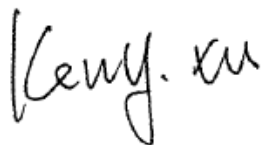


SAR Evaluation Report

Application No.: SZEM2101001135CR
Applicant: SHENZHEN XIANDA INFORMATION TECHNOLOGY CO., LTD.
Address of Applicant: 21/F, towerB, building4, BaoXin Science&Technology Park Fenghuang Street Guangming District, SHENZHEN, China 518000.
Manufacturer: SHENZHEN XIANDA INFORMATION TECHNOLOGY CO., LTD.
Address of Manufacturer: 21/F, towerB, building4, BaoXin Science&Technology Park Fenghuang Street Guangming District, SHENZHEN, China 518000.
Factory: SHENZHEN XIANDA INFORMATION TECHNOLOGY CO., LTD.
Address of Factory: 21/F, towerB, building4, BaoXin Science&Technology Park Fenghuang Street Guangming District, SHENZHEN, China 518000.
Equipment Under Test (EUT):
EUT Name: Bone conduction smart glasses
Model No.: CY01, CY02, CY03, CY04, CY05, CY06, CY07, CY08, CY09, CY10 ♣
 ♣ Please refer to section 4.1 of this report which indicates which model was actually tested and which were electrically identical.
Trade mark: 
FCC ID: 2AYWXPDJT-CY01
Standards: 47 CFR Part 1.1307
 47 CFR Part 2.1093
 KDB447498D01 General RF Exposure Guidance v06
Date of Receipt: 2021-01-27
Date of Test: 2021-02-18 to 2021-02-24
Date of Issue: 2021-03-15

Test Result :	PASS*
----------------------	--------------

* In the configuration tested, the EUT complied with the standards specified above.





Keny Xu
 EMC Laboratory Manager





2 Version

Revision Record				
Version	Chapter	Date	Modifier	Remark
01		2021-03-15		Original

Authorized for issue by:			
			
		<hr/>	
		Charlie Dai/Project Engineer	
			
		<hr/>	
		Eric Fu/Reviewer	





3 Contents

	Page
1 COVER PAGE	1
2 VERSION	2
3 CONTENTS	3
4 GENERAL INFORMATION	4
4.1 GENERAL DESCRIPTION OF EUT	4
4.2 TEST LOCATION	5
4.3 TEST FACILITY	5
4.4 DEVIATION FROM STANDARDS	5
4.5 ABNORMALITIES FROM STANDARD CONDITIONS	5
4.6 OTHER INFORMATION REQUESTED BY THE CUSTOMER	5
5 SAR EVALUATION	6
5.1 RF EXPOSURE COMPLIANCE REQUIREMENT	6
5.1.1 <i>Standard Requirement</i>	6
5.1.2 <i>Limits</i>	6
5.1.3 <i>EUT RF Exposure</i>	6



SGS-CSTC Standards Technical Services Co., Ltd.
Shenzhen Branch Testing Center EMC Laboratory

Unless otherwise agreed in writing, this document is issued by the Company subject to its General Conditions of Service printed overleaf, available on request or accessible at <http://www.sgs.com/en/Terms-and-Conditions.aspx> and, for electronic format documents, subject to Terms and Conditions for Electronic Documents at <http://www.sgs.com/en/Terms-and-Conditions/Terms-e-Documents.aspx>. Attention is drawn to the limitation of liability, indemnification and jurisdiction issues defined therein. Any holder of this document is advised that information contained hereon reflects the Company's findings at the time of its intervention only and within the limits of Client's instructions, if any. The Company's sole responsibility is to its Client and this document does not exonerate parties to a transaction from exercising all their rights and obligations under the transaction documents. This document cannot be reproduced except in full, without prior written approval of the Company. Any unauthorized alteration, forgery or falsification of the content or appearance of this document is unlawful and offenders may be prosecuted to the fullest extent of the law. Unless otherwise stated the results shown in this test report refer only to the sample(s) tested and such sample(s) are retained for 30 days only.
Attention: To check the authenticity of testing /inspection report & certificate, please contact us at telephone: (86-755) 8307 1443, or email: CN.Doccheck@sgs.com

No.1 Workshop, M-10, Middle Section, Science & Technology Park, Shenzhen, China 518057 t (86-755) 26012053 f (86-755) 26710594 www.sgs.com.cn
中国·深圳·科技园中区M-10栋一号厂房 邮编: 518057 t (86-755) 26012053 f (86-755) 26710594 sgs.china@sgs.com

4 General Information

4.1 General Description of EUT

Power Supply:	DC 3.7V 140mAh rechargeable lithium battery Charged by DC 5V from adapter.
Cable(s):	DC Cable 60cm Non-Core Unshielded
Operation Frequency:	2402MHz to 2480MHz
Bluetooth Version:	V5.0 Classic
Modulation Type:	GFSK, pi/4DQPSK, 8DPSK
Number of Channels:	79
Channel Spacing:	1MHz
Spectrum Spread Technology:	Frequency Hopping Spread Spectrum(FHSS)
Antenna Type:	Ceramic Antenna
Antenna Gain:	1.75dBi

Declaration of EUT Family Grouping:

Model No.: CY01, CY02, CY03, CY04, CY05, CY06, CY07, CY08, CY09, CY10

Only the model CY01 was tested. According to the declaration from the applicant, the electrical circuit design, layout, components used, internal wiring and functions were identical for the above models, with only difference on model name.



4.2 Test Location

All tests were performed at:

SGS-CSTC Standards Technical Services Co., Ltd. Shenzhen Branch

No. 1 Workshop, M-10, Middle section, Science & Technology Park, Shenzhen, Guangdong, China
518057

Telephone: +86 (0) 755 2601 2053 Fax: +86 (0) 755 2671 0594

No tests were sub-contracted.

4.3 Test Facility

The test facility is recognized, certified, or accredited by the following organizations:

• **A2LA (Certificate No. 3816.01)**

SGS-CSTC Standards Technical Services Co., Ltd., Shenzhen EMC Laboratory is accredited by the American Association for Laboratory Accreditation(A2LA). Certificate No. 3816.01.

• **VCCI**

The 3m Fully-anechoic chamber for above 1GHz, 10m Semi-anechoic chamber for below 1GHz, Shielded Room for Mains Port Conducted Interference Measurement and Telecommunication Port Conducted Interference Measurement of SGS-CSTC Standards Technical Services Co., Ltd. have been registered in accordance with the Regulations for Voluntary Control Measures with Registration No.: G-20026, R-14188, C-12383 and T-11153 respectively.

• **FCC –Designation Number: CN1178**

SGS-CSTC Standards Technical Services Co., Ltd., Shenzhen EMC Laboratory has been recognized as an accredited testing laboratory.

Designation Number: CN1178. Test Firm Registration Number: 406779.

• **Innovation, Science and Economic Development Canada**

SGS-CSTC Standards Technical Services Co., Ltd., Shenzhen EMC Laboratory has been recognized by ISED as an accredited testing laboratory.

CAB identifier: CN0006.

IC#: 4620C.

4.4 Deviation from Standards

None.

4.5 Abnormalities from Standard Conditions

None.

4.6 Other Information Requested by the Customer

None.



5 SAR Evaluation

5.1 RF Exposure Compliance Requirement

5.1.1 Standard Requirement

According to KDB447498D01 General RF Exposure Guidance v06

4.3.1. Standalone SAR test exclusion considerations

Unless specifically required by the published RF exposure KDB procedures, standalone 1-g head or body and 10-g extremity SAR evaluation for general population exposure conditions, by measurement or numerical simulation, is not required when the corresponding SAR Exclusion Threshold condition, listed below, is satisfied.

5.1.2 Limits

The 1-g and 10-g SAR test exclusion thresholds for 100 MHz to 6 GHz at test separation distances ≤ 50 mm are determined by:

$[(\text{max. power of channel, including tune-up tolerance, mW}) / (\text{min. test separation distance, mm})] \cdot [\sqrt{f(\text{GHz})}] \leq 3.0$ for 1-g SAR and ≤ 7.5 for 10-g extremity SAR, where

$f(\text{GHz})$ is the RF channel transmit frequency in GHz

Power and distance are rounded to the nearest mW and mm before calculation¹⁷

The result is rounded to one decimal place for comparison

The test exclusions are applicable only when the minimum test separation distance is ≤ 50 mm and for transmission frequencies between 100 MHz and 6 GHz. When the minimum test separation distance is < 5 mm, a distance of 5 mm is applied to determine SAR test exclusion

5.1.3 EUT RF Exposure

The Max. power (including tune-up tolerance) is 3.6 dBm on the lowest channel 2.402 GHz (*)
 3.60 dBm logarithmic terms convert to numeric result is nearly 2.29 mW

According to the formula. calculate the test exclusion thresholds:

$[(\text{max. power of channel, including tune-up tolerance, mW}) / (\text{min. test separation distance, mm})] \cdot [\sqrt{f(\text{GHz})}]$

$$\text{General RF Exposure} = (2.29 \text{ mW} / 5 \text{ mm}) \times \sqrt{2.402 \text{ GHz}} = 0.71 \quad (1)$$

SAR requirement:

$$S = 3.0 \quad (2)$$

(1) $<$ (2)

So the SAR report is not required.

(*) Max. power refer to Report No.:SZEM210100113502

- End of the Report -

