



PHOTOGRAPHS OF TEST SET UP




Figure 1 - 30 MHz to 1 GHz




Figure 2 - 1 GHz to 8 GHz




Figure 3 - 8 GHz to 18 GHz



Figure 4 - 18 GHz to 25 GHz




Figure 5 - Orientation X




Figure 6 - Orientation Y




Figure 7 - Orientation Z