

## Annex D

1-0494/20-01-01\_AnnexD

Setup photos of the Equipment Under Test

---

This addendum is electronically signed and valid without handwritten signature.  
For verification of the electronic signatures, the public keys can be requested at the testing laboratory.

Document authorized:

---

---

**Sebastian Janoschka**  
Lab Manager  
Radio Communications & EMC

## Photos




Photo 1: EUT at the semi-anechoic chamber




Photo 2: EUT at the semi-anechoic chamber




Photo 3: AC conducted test setup



Photo 4: EUT at the fully anechoic chamber



Photo 5: EUT at the fully anechoic chamber




Photo 6: EUT at the fully anechoic chamber






Photo 7: EUT at the fully anechoic chamber (1-18 GHz)




Photo 8: EUT at the fully anechoic chamber (1-18 GHz)




Photo 9: EUT at the fully anechoic chamber (1-18 GHz)




Photo 10: EUT at the fully anechoic chamber (1-18 GHz)




Photo 11: EUT at the fully anechoic chamber (1-18 GHz)



Photo 12: EUT at the fully anechoic chamber (1-18 GHz)






Photo 13: 18- 40 GHz




Photo 14: 18- 40 GHz





Photo 15: Efficient use of spectrum test



Photo 16: Efficient use of spectrum test

## Document history

Version	Applied changes	Date of release
	initial release	2021-04-06

---

- END OF DOCUMENT -

---