



RADIO TEST REPORT

FCC ID : 2AYRA-08438
Equipment : Linksys Velop Pro 7
Brand Name : LINKSYS
Model Name : MBE7000, MBE70EC, MBE70WH, MBE70MS,
SPNMBE70, MBE70
Applicant : Linksys USA, Inc.
121 Theory, Irvine, CA. 92617, USA
Standard : 47 CFR FCC Part 15.407

The product was received on Dec. 01, 2022, and testing was started from Dec. 14, 2022 and completed on Mar. 13, 2023. We, Sporton International Inc. Hsinchu Laboratory, would like to declare that the tested sample has been evaluated in accordance with the procedures given in ANSI C63.10-2013 and shown compliance with the applicable technical standards.

The test results in this report apply exclusively to the tested model / sample. Without written approval of Sporton International Inc. Hsinchu Laboratory, the test report shall not be reproduced except in full.



Approved by: Sam Chen

Sporton International Inc. Hsinchu Laboratory
No.8, Ln. 724, Bo'ai St., Zhubei City, Hsinchu County 302010, Taiwan (R.O.C.)



Table of Contents

History of this test report.....3

Summary of Test Result.....4

1 General Description5

1.1 Information.....5

1.2 Applicable Standards13

1.3 Testing Location Information13

1.4 Measurement Uncertainty14

2 Test Configuration of EUT15

2.1 Test Channel Mode15

2.2 The Worst Case Measurement Configuration17

2.3 EUT Operation during Test19

2.4 Accessories19

2.5 Support Equipment.....20

2.6 Test Setup Diagram22

3 Transmitter Test Result26

3.1 AC Power-line Conducted Emissions26

3.2 Emission Bandwidth28

3.3 Maximum Output Power29

3.4 Power Spectral Density32

3.5 Unwanted Emissions.....35

4 Test Equipment and Calibration Data39

Appendix A. Test Results of AC Power-line Conducted Emissions

Appendix B. Test Results of Emission Bandwidth

Appendix C. Test Results of Maximum Output Power

Appendix D. Test Results of Power Spectral Density

Appendix E. Test Results of Unwanted Emissions

Appendix F. Test Results of Radiated Emission Co-location

Appendix G. Test Photos

Photographs of EUT v01



Summary of Test Result

Report Clause	Ref Std. Clause	Test Items	Result (PASS/FAIL)	Remark
1.1.2	15.203	Antenna Requirement	PASS	-
3.1	15.207	AC Power-line Conducted Emissions	PASS	-
3.2	15.407(a)	Emission Bandwidth	PASS	-
3.3	15.407(a)	Maximum Output Power	PASS	-
3.4	15.407(a)	Power Spectral Density	PASS	-
3.5	15.407(b)	Unwanted Emissions	PASS	-

Conformity Assessment Condition:

1. The test results (PASS/FAIL) with all measurement uncertainty excluded are presented against the regulation limits or in accordance with the requirements stipulated by the applicant/manufacturer who shall bear all the risks of non-compliance that may potentially occur if measurement uncertainty is taken into account.
2. The measurement uncertainty please refer to each test result in the chapter "Measurement Uncertainty".

Disclaimer:

The product specifications of the EUT presented in the test report that may affect the test assessments are declared by the manufacturer who shall take full responsibility for the authenticity.

Reviewed by: Sam Chen

Report Producer: Sandy Chuang



1 General Description

1.1 Information

1.1.1 RF General Information

Frequency Range (MHz)	IEEE Std. 802.11	Ch. Frequency (MHz)	Channel Number
5150-5250	a, n (HT20), ac (VHT20), ax (HEW20), be (EHT20)	5180-5240	36-48 [4]
5250-5350		5260-5320	52-64 [4]
5470-5725		5500-5720	100-144 [12]
5725-5850		5745-5825	149-165 [5]
5150-5250	n (HT40), ac (VHT40), ax (HEW40), be (EHT40)	5190-5230	38-46 [2]
5250-5350		5270-5310	54-62 [2]
5470-5725		5510-5710	102-142 [6]
5725-5850		5755-5795	151-159 [2]
5150-5250	ac (VHT80), ax (HEW80), be (EHT80)	5210	42 [1]
5250-5350		5290	58 [1]
5470-5725		5530-5690	106-138 [3]
5725-5850		5775	155 [1]
5150-5350	ac (VHT160), ax (HEW160), be (EHT160)	5250	50 [1]
5470-5725		5570	114 [1]
5470-5725	EHT240	5610	122 [1]

Band	Mode	BWch (MHz)	Nant
5.15-5.25GHz	802.11a	20	2TX
5.15-5.25GHz	802.11n HT20	20	2TX
5.15-5.25GHz	802.11n HT20-BF	20	2TX
5.15-5.25GHz	802.11ac VHT20	20	2TX
5.15-5.25GHz	802.11ac VHT20-BF	20	2TX
5.15-5.25GHz	802.11ax HEW20	20	2TX
5.15-5.25GHz	802.11ax HEW20-BF	20	2TX
5.15-5.25GHz	802.11be EHT20	20	2TX
5.15-5.25GHz	802.11be EHT20-BF	20	2TX
5.15-5.25GHz	802.11n HT40	40	2TX
5.15-5.25GHz	802.11n HT40-BF	40	2TX
5.15-5.25GHz	802.11ac VHT40	40	2TX
5.15-5.25GHz	802.11ac VHT40-BF	40	2TX
5.15-5.25GHz	802.11ax HEW40	40	2TX
5.15-5.25GHz	802.11ax HEW40-BF	40	2TX



Band	Mode	BWch (MHz)	Nant
5.15-5.25GHz	802.11be EHT40	40	2TX
5.15-5.25GHz	802.11be EHT40-BF	40	2TX
5.15-5.25GHz	802.11ac VHT80	80	2TX
5.15-5.25GHz	802.11ac VHT80-BF	80	2TX
5.15-5.25GHz	802.11ax HEW80	80	2TX
5.15-5.25GHz	802.11ax HEW80-BF	80	2TX
5.15-5.25GHz	802.11be EHT80	80	2TX
5.15-5.25GHz	802.11be EHT80-BF	80	2TX
5.15-5.35GHz	802.11ac VHT160	160	2TX
5.15-5.35GHz	802.11ac VHT160-BF	160	2TX
5.15-5.35GHz	802.11ax HEW160	160	2TX
5.15-5.35GHz	802.11ax HEW160-BF	160	2TX
5.15-5.35GHz	802.11be EHT160	160	2TX
5.15-5.35GHz	802.11be EHT160-BF	160	2TX
5.25-5.35GHz	802.11a	20	2TX
5.25-5.35GHz	802.11n HT20	20	2TX
5.25-5.35GHz	802.11n HT20-BF	20	2TX
5.25-5.35GHz	802.11ac VHT20	20	2TX
5.25-5.35GHz	802.11ac VHT20-BF	20	2TX
5.25-5.35GHz	802.11ax HEW20	20	2TX
5.25-5.35GHz	802.11ax HEW20-BF	20	2TX
5.25-5.35GHz	802.11be EHT20	20	2TX
5.25-5.35GHz	802.11be EHT20-BF	20	2TX
5.25-5.35GHz	802.11n HT40	40	2TX
5.25-5.35GHz	802.11n HT40-BF	40	2TX
5.25-5.35GHz	802.11ac VHT40	40	2TX
5.25-5.35GHz	802.11ac VHT40-BF	40	2TX
5.25-5.35GHz	802.11ax HEW40	40	2TX
5.25-5.35GHz	802.11ax HEW40-BF	40	2TX
5.25-5.35GHz	802.11be EHT40	40	2TX
5.25-5.35GHz	802.11be EHT40-BF	40	2TX
5.25-5.35GHz	802.11ac VHT80	80	2TX
5.25-5.35GHz	802.11ac VHT80-BF	80	2TX
5.25-5.35GHz	802.11ax HEW80	80	2TX
5.25-5.35GHz	802.11ax HEW80-BF	80	2TX
5.25-5.35GHz	802.11be EHT80	80	2TX
5.25-5.35GHz	802.11be EHT80-BF	80	2TX
5.47-5.725GHz	802.11a	20	2TX
5.47-5.725GHz	802.11n HT20	20	2TX
5.47-5.725GHz	802.11n HT20-BF	20	2TX



Band	Mode	BWch (MHz)	Nant
5.47-5.725GHz	802.11ac VHT20	20	2TX
5.47-5.725GHz	802.11ac VHT20-BF	20	2TX
5.47-5.725GHz	802.11ax HEW20	20	2TX
5.47-5.725GHz	802.11ax HEW20-BF	20	2TX
5.47-5.725GHz	802.11be EHT20	20	2TX
5.47-5.725GHz	802.11be EHT20-BF	20	2TX
5.47-5.725GHz	802.11n HT40	40	2TX
5.47-5.725GHz	802.11n HT40-BF	40	2TX
5.47-5.725GHz	802.11ac VHT40	40	2TX
5.47-5.725GHz	802.11ac VHT40-BF	40	2TX
5.47-5.725GHz	802.11ax HEW40	40	2TX
5.47-5.725GHz	802.11ax HEW40-BF	40	2TX
5.47-5.725GHz	802.11be EHT40	40	2TX
5.47-5.725GHz	802.11be EHT40-BF	40	2TX
5.47-5.725GHz	802.11ac VHT80	80	2TX
5.47-5.725GHz	802.11ac VHT80-BF	80	2TX
5.47-5.725GHz	802.11ax HEW80	80	2TX
5.47-5.725GHz	802.11ax HEW80-BF	80	2TX
5.47-5.725GHz	802.11be EHT80	80	2TX
5.47-5.725GHz	802.11be EHT80-BF	80	2TX
5.47-5.725GHz	802.11ac VHT160	160	2TX
5.47-5.725GHz	802.11ac VHT160-BF	160	2TX
5.47-5.725GHz	802.11ax HEW160	160	2TX
5.47-5.725GHz	802.11ax HEW160-BF	160	2TX
5.47-5.725GHz	802.11ax HEW160	160	2TX
5.47-5.725GHz	802.11ax HEW160-BF	160	2TX
5.47-5.725GHz	EHT240	240	2TX
5.47-5.725GHz	EHT240-BF	240	2TX
5.725-5.85GHz	802.11a	20	2TX
5.725-5.85GHz	802.11n HT20	20	2TX
5.725-5.85GHz	802.11n HT20-BF	20	2TX
5.725-5.85GHz	802.11ac VHT20	20	2TX
5.725-5.85GHz	802.11ac VHT20-BF	20	2TX
5.725-5.85GHz	802.11ax HEW20	20	2TX
5.725-5.85GHz	802.11ax HEW20-BF	20	2TX
5.725-5.85GHz	802.11be EHT20	20	2TX
5.725-5.85GHz	802.11be EHT20-BF	20	2TX
5.725-5.85GHz	802.11n HT40	40	2TX
5.725-5.85GHz	802.11n HT40-BF	40	2TX
5.725-5.85GHz	802.11ac VHT40	40	2TX



Band	Mode	BWch (MHz)	Nant
5.725-5.85GHz	802.11ac VHT40-BF	40	2TX
5.725-5.85GHz	802.11ax HEW40	40	2TX
5.725-5.85GHz	802.11ax HEW40-BF	40	2TX
5.725-5.85GHz	802.11be EHT40	40	2TX
5.725-5.85GHz	802.11be EHT40-BF	40	2TX
5.725-5.85GHz	802.11ac VHT80	80	2TX
5.725-5.85GHz	802.11ac VHT80-BF	80	2TX
5.725-5.85GHz	802.11ax HEW80	80	2TX
5.725-5.85GHz	802.11ax HEW80-BF	80	2TX
5.725-5.85GHz	802.11be EHT80	80	2TX
5.725-5.85GHz	802.11be EHT80-BF	80	2TX

Note:

- ♦ 11a, HT20 and HT40 use a combination of OFDM-BPSK, QPSK, 16QAM, 64QAM modulation.
- ♦ VHT20, VHT40, VHT80 and VHT160 use a combination of OFDM-BPSK, QPSK, 16QAM, 64QAM, 256QAM modulation.
- ♦ HEW20, HEW40, HEW80 and HEW160 use a combination of OFDMA-BPSK, QPSK, 16QAM, 64QAM, 256QAM, 1024QAM modulation.
- ♦ EHT20, EHT40, EHT80, EHT160 and EHT240 use a combination of OFDMA-BPSK, QPSK, 16QAM, 64QAM, 256QAM, 1024QAM, 4096QAM modulation.
- ♦ BWch is the nominal channel bandwidth.



1.1.2 Antenna Information

Ant.	Port				Brand	Model Name	Antenna Type	Connector	Gain (dBi)
	2.4GHz	5GHz	6GHz	Bluetooth Zigbee					
1	1	1	-	-	Galtronics	02102140-07691-1	PCB Antenna	I-PEX	Note1
2	2	2	-	-	Galtronics	02102140-07691-2	PCB Antenna	I-PEX	
3	-	-	2	-	Galtronics	02102475-07691-2	PCB Antenna	I-PEX	
4	-	-	1	-	Galtronics	02102475-07691-1	PCB Antenna	I-PEX	
5	-	-	-	1	Galtronics	02102073-07691-2	PCB Antenna	I-PEX	

Note1:

Ant.	Antenna Gain (dBi)									
	WLAN 2.4GHz	WLAN 5GHz UNII 1	WLAN 5GHz UNII 2A	WLAN 5GHz UNII 2C	WLAN 5GHz UNII 3	WLAN 6GHz UNII 5	WLAN 6GHz UNII 6	WLAN 6GHz UNII 7	WLAN 6GHz UNII 8	Bluetooth Zigbee
1	2.626	3.600	3.535	3.323	3.333	-	-	-	-	-
2	2.626	3.600	3.535	3.323	3.333	-	-	-	-	-
3	-	-	-	-	-	3.076	3.246	3.429	3.429	-
4	-	-	-	-	-	3.076	3.246	3.429	3.429	-
5	-	-	-	-	-	-	-	-	-	1.095

Note2: The above information was declared by manufacturer.

<For 2.4GHz function>

For IEEE 802.11b/g/n/VHT/ax (2TX/2RX):

Port 1 and Port 2 can be used as transmitting/receiving antenna.

Port 1 and Port 2 could transmit/receive simultaneously.

<For 5GHz function>

For IEEE 802.11a/n/ac/ax/be (2TX/2RX):

Port 1 and Port 2 can be used as transmitting/receiving antenna.

Port 1 and Port 2 could transmit/receive simultaneously.

<For 6GHz function>

For IEEE 802.11ax/be (2TX/2RX):

Port 1 and Port 2 can be used as transmitting/receiving antenna.

Port 1 and Port 2 could transmit/receive simultaneously.

<For Bluetooth/Zigbee function> (1TX/1RX):

Only Port 1 can be used as transmitting/receiving antenna.

Port 1 could transmit/receive simultaneously.



Note 3: Directional gain information

Type	Maximum Output Power	Power Spectral Density
Non-BF	Directional gain = Max.gain + array gain. For power measurements on IEEE 802.11 devices Array Gain = 0 dB (i.e., no array gain) for N ANT ≤ 4	$Directional\ IGain = 10 \cdot \log \left[\frac{\sum_{j=1}^{N_{ANT}} \left\{ \sum_{k=1}^{N_{ANT}} \xi_{j,k} \right\}^2}{N_{ANT}} \right]$
BF	$Directional\ IGain = 10 \cdot \log \left[\frac{\sum_{j=1}^{N_{ANT}} \left\{ \sum_{k=1}^{N_{ANT}} \xi_{j,k} \right\}^2}{N_{ANT}} \right]$	$Directional\ IGain = 10 \cdot \log \left[\frac{\sum_{j=1}^{N_{ANT}} \left\{ \sum_{k=1}^{N_{ANT}} \xi_{j,k} \right\}^2}{N_{ANT}} \right]$

Ex.

Directional Gain (NSS1) formula :

$$Directional\ IGain = 10 \cdot \log \left[\frac{\sum_{j=1}^{N_{ANT}} \left\{ \sum_{k=1}^{N_{ANT}} \xi_{j,k} \right\}^2}{N_{ANT}} \right]$$

$$NSS1(g1,1) = 10^{G1/20} ; NSS1(g1,2) = 10^{G2/20} ;$$

$$g_{j,k} = (NSS1(g1,1) + NSS1(g1,2))^2$$

$$DG = 10 \log[(NSS1(g1,1) + NSS1(g1,2))^2 / N_{ANT}] => 10 \log[(10^{G1/20} + 10^{G2/20})^2 / N_{ANT}]$$

Where ;

$$2.4G\ G1 = 2.626\ dBi ; 2.4G\ G2 = 2.626\ dBi ; DG = 5.636\ dBi$$

$$5G\ UNII-1\ G1 = 3.6\ dBi ; 5G\ UNII-1\ G2 = 3.6\ dBi ; DG = 6.610\ dBi$$

$$5G\ UNII-2A\ G1 = 3.535\ dBi ; 5G\ UNII-2A\ G2 = 3.535\ dBi ; DG = 6.545\ dBi$$

$$5G\ UNII-2C\ G1 = 3.323\ dBi ; 5G\ UNII-2C\ G2 = 3.323\ dBi ; DG = 6.333\ dBi$$

$$5G\ UNII-3\ G1 = 3.33\ dBi ; 5G\ UNII-3\ G2 = 3.33\ dBi ; DG = 6.343\ dBi$$

$$6G\ UNII-5\ G1 = 3.076\ dBi ; 6G\ UNII-5\ G2 = 3.076\ dBi ; DG = 6.086\ dBi$$

$$6G\ UNII-6\ G1 = 3.246\ dBi ; 6G\ UNII-6\ G2 = 3.246\ dBi ; DG = 6.256\ dBi$$

$$6G\ UNII-7\ G1 = 3.429\ dBi ; 6G\ UNII-7\ G2 = 3.429\ dBi ; DG = 6.439\ dBi$$

$$6G\ UNII-8\ G1 = 3.429\ dBi ; 6G\ UNII-7\ G2 = 3.429\ dBi ; DG = 6.439\ dBi$$



1.1.3 Mode Test Duty Cycle

Mode	DC	DCF(dB)	T(s)
802.11a	0.951	0.22	1.976m
802.11be EHT20-BF	0.983	0.07	n/a (DC>=0.98)
802.11be EHT40-BF	0.976	0.11	3.679m
802.11be EHT80-BF	0.98	0.09	n/a (DC>=0.98)
802.11be EHT160-BF	0.985	0.07	n/a (DC>=0.98)
EHT240-BF	0.956	0.2	3.986m

Note:

- ◆ DC is Duty Cycle.
- ◆ DCF is Duty Cycle Factor.

1.1.4 EUT Operational Condition

EUT Power Type	From Power Adapter			
Beamforming Function	<input checked="" type="checkbox"/>	With beamforming	<input type="checkbox"/>	Without beamforming
	The product has beamforming function for n/VHT/ax in 2.4GHz, n/ac/ax/be in 5GHz UNII 1~UNII 3 and ax/be in 6GHz UNII 5~UNII 8.			
Weather Band	<input checked="" type="checkbox"/>	With 5600~5650MHz	<input type="checkbox"/>	Without 5600~5650MHz
Function	<input type="checkbox"/>	Outdoor P2M	<input checked="" type="checkbox"/>	Indoor P2M
	<input type="checkbox"/>	Fixed P2P	<input type="checkbox"/>	Client
	<input checked="" type="checkbox"/>	Point-to-multipoint	<input type="checkbox"/>	Point-to-point
TPC Function	<input checked="" type="checkbox"/>	With TPC	<input type="checkbox"/>	Without TPC
Channel Puncturing Function	<input type="checkbox"/>	Supported	<input checked="" type="checkbox"/>	Unsupported
Support RU	<input checked="" type="checkbox"/>	Full RU	<input type="checkbox"/>	Partial RU
Test Software Version	<Non-beamforming mode> QSPR V5.0-00202 <Beamforming mode>Tera Term V4.105(SVN#8433)			

Note: The above information was declared by manufacturer.



1.1.5 Table for Bluetooth/Zigbee Chipset Source Information

EUT	Source	Model Name	Chipset Supports NFC	EUT Supports NFC
1	Main	K32W061	V	X
2	Second	K32W041	X	X

Note: From the above, EUT 1 was selected as representative model for the test and its data was recorded in this report.

1.1.6 Table for Multiple Listing

The model names in the following table are all refer to the identical product.

Model Name	Description
MBE7000	All the models are identical, the difference model for difference model served as marketing strategy.
MBE70EC	
MBE70WH	
MBE70MS	
SPNMBE70	
MBE70	

Note 1: From the above models, model: MBE7000 was selected as representative model for the test and its data was recorded in this report.

Note 2: The above information was declared by manufacturer.



1.2 Applicable Standards

According to the specifications of the manufacturer, the EUT must comply with the requirements of the following standards:

- ◆ 47 CFR FCC Part 15
- ◆ ANSI C63.10-2013
- ◆ FCC KDB 789033 D02 v02r01

The following reference test guidance is not within the scope of accreditation of TAF.

- ◆ FCC KDB 662911 D01 v02r01
- ◆ FCC KDB 412172 D01 v01r01
- ◆ FCC KDB 414788 D01 v01r01

1.3 Testing Location Information

Testing Location Information	
Test Lab. : Sporton International Inc. Hsinchu Laboratory	
Hsinchu (TAF: 3787)	ADD: No.8, Ln. 724, Bo'ai St., Zhubei City, Hsinchu County 302010, Taiwan (R.O.C.) TEL: 886-3-656-9065 FAX: 886-3-656-9085 Test site Designation No. TW3787 with FCC. Conformity Assessment Body Identifier (CABID) TW3787 with ISED.

Test Condition	Test Site No.	Test Engineer	Test Environment (°C / %)	Test Date
RF Conducted	TH03-CB	Owen Hsu	23.1-24.1 / 52-63	Dec. 14, 2022~ Mar. 06, 2023
Radiated <Below 1GHz and Co-location>	03CH06-CB	Roy Mai	21.3~23.2 / 61~64	Feb. 23, 2023~ Mar. 13, 2023
Radiated <Above 1GHz>	03CH03-CB	Roy Mai	21.7~22.7 / 61~63	Feb. 23, 2023~ Mar. 13, 2023
	03CH04-CB		22.2~22.8 / 60~63	
AC Conduction	CO01-CB	Elvin Yeh	22~23 / 50~51	Feb. 23, 2023



1.4 Measurement Uncertainty

ISO/IEC 17025 requires that an estimate of the measurement uncertainties associated with the emissions test results be included in the report. The measurement uncertainties given below are based on a 95% confidence level (based on a coverage factor (k=2))

Test Items	Uncertainty	Remark
Conducted Emission (150kHz ~ 30MHz)	3.4 dB	Confidence levels of 95%
Radiated Emission (9kHz ~ 30MHz)	3.4 dB	Confidence levels of 95%
Radiated Emission (30MHz ~ 1,000MHz)	5.6 dB	Confidence levels of 95%
Radiated Emission (1GHz ~ 18GHz)	5.2 dB	Confidence levels of 95%
Radiated Emission (18GHz ~ 40GHz)	4.7 dB	Confidence levels of 95%
Conducted Emission	3.2 dB	Confidence levels of 95%
Output Power Measurement	0.8 dB	Confidence levels of 95%
Power Density Measurement	3.2 dB	Confidence levels of 95%
Bandwidth Measurement	2.0 %	Confidence levels of 95%



2 Test Configuration of EUT

2.1 Test Channel Mode

<Non-beamforming mode>

Mode	Power Setting
802.11a_Nss1,(6Mbps)_2TX	-
5180MHz	19
5200MHz	20
5240MHz	22.5
5260MHz	15.5
5300MHz	16
5320MHz	16
5500MHz	15.5
5580MHz	16.5
5700MHz	16
5720MHz Straddle 5.47-5.725GHz	16
5720MHz Straddle 5.725-5.85GHz	16
5745MHz	23
5785MHz	22.5
5825MHz	22.5

<Beamforming mode>

Mode	Power Setting
802.11be EHT20-BF_Nss1,(MCS0)_2TX	-
5180MHz	21
5200MHz	22
5240MHz	24
5260MHz	18
5300MHz	18
5320MHz	18
5500MHz	18
5580MHz	19
5700MHz	18
5720MHz Straddle 5.47-5.725GHz	19
5720MHz Straddle 5.725-5.85GHz	19
5745MHz	24
5785MHz	25
5825MHz	25
802.11be EHT40-BF_Nss1,(MCS0)_2TX	-
5190MHz	21



Mode	Power Setting
5230MHz	22
5270MHz	18
5310MHz	18
5510MHz	18
5550MHz	18
5670MHz	18
5710MHz Straddle 5.47-5.725GHz	19
5710MHz Straddle 5.725-5.85GHz	19
5755MHz	22
5795MHz	22
802.11be EHT80-BF_Nss1,(MCS0)_2TX	-
5210MHz	21
5290MHz	18
5530MHz	18
5610MHz	19
5690MHz Straddle 5.47-5.725GHz	19
5690MHz Straddle 5.725-5.85GHz	19
5775MHz	21
802.11be EHT160-BF_Nss1,(MCS0)_2TX	-
5250MHz Straddle 5.15-5.25GHz	18
5250MHz Straddle 5.25-5.35GHz	18
5570MHz	19
EHT240-BF_Nss1,(MCS0)_2TX	-
5610MHz	16

Note:

- ♦ Evaluated EHT20/EHT40/EHT80/EHT160 mode only. Due to similar modulation, The power setting of HT20/HT40/VHT20/VHT40/VHT80/VHT160/HEW20/HEW40/HEW80/HEW160 mode are the same or lower than EHT20/EHT40 /EHT80/EHT160.
- ♦ The EUT supports non-beamforming and beamforming mode, only beamforming mode has been selected to test.



2.2 The Worst Case Measurement Configuration

The Worst Case Mode for Following Conformance Tests	
Tests Item	AC power-line conducted emissions
Condition	AC power-line conducted measurement for line and neutral Test Voltage: 120Vac / 60Hz
Operating Mode	Normal Link
1	EUT 1(WiFi+Bluetooth) + Adapter 3 + US plug
2	EUT 1(WiFi+Bluetooth) + Adapter 4 + US plug
3	EUT 1(WiFi+Bluetooth) + Adapter 1
4	EUT 1(WiFi+Bluetooth) + Adapter 2
Mode 2 has been evaluated to be the worst case among Mode 1~4, thus measurement for Mode 5 will follow this same test mode.	
5	EUT 1(WiFi+Zigbee) + Adapter 4 + US plug
For operating mode 5 is the worst case and it was record in this test report.	

The Worst Case Mode for Following Conformance Tests	
Tests Item	Emission Bandwidth Maximum Output Power Power Spectral Density Unwanted Emissions
Test Condition	Conducted measurement at transmit chains
Operating Mode	1 EUT 1



The Worst Case Mode for Following Conformance Tests	
Tests Item	Unwanted Emissions
Test Condition	Radiated measurement If EUT consist of multiple antenna assembly (multiple antenna are used in EUT regardless of spatial multiplexing MIMO configuration), the radiated test should be performed with highest antenna gain of each antenna type.
Operating Mode < 1GHz	CTX
After evaluating, the worst case was found at Z axis from Radiated Emission test Above 1GHz., So the measurement will follow this same test configuration.	
1	EUT 1 in Z axis + WLAN 2.4GHz + Adapter 1
2	EUT 1 in Z axis + WLAN 2.4GHz + Adapter 2
3	EUT 1 in Z axis + WLAN 2.4GHz + Adapter 4 + US plug
4	EUT 1 in Z axis + WLAN 2.4GHz + Adapter 3 + US plug
Mode 2 has been evaluated to be the worst case among Mode 1~4, thus measurement for Mode 5~8 will follow this same test mode.	
5	EUT 1 in Z axis + WLAN 5GHz + Adapter 2
6	EUT 1 in Z axis + WLAN 6GHz + Adapter 2
7	EUT 1 in Z axis + Bluetooth + Adapter 2
8	EUT 1 in Z axis + Zigbee + Adapter 2
For operating mode 2 is the worst case and it was record in this test report.	
Operating Mode > 1GHz	CTX
After evaluating, the worst case was found at Z axis. Thus the measurement will follow this same test configuration.	
1	EUT 1 in Z axis

The Worst Case Mode for Following Conformance Tests	
Tests Item	Simultaneous Transmission Analysis - Radiated Emission Co-location
Test Condition	Radiated measurement
Operating Mode	Normal Link
After evaluating, the worst case was found at Z axis from Radiated Emission test Above 1GHz., So the measurement will follow this same test configuration.	
1	EUT 1 in Z axis_WLAN 2.4GHz + WLAN 5GHz
Refer to Appendix F for Radiated Emission Co-location.	



The Worst Case Mode for Following Conformance Tests	
Tests Item	Simultaneous Transmission Analysis - Co-location RF Exposure Evaluation
Operating Mode	
1	WLAN 2.4GHz + WLAN 5GHz + WLAN 6GHz + Bluetooth
2	WLAN 2.4GHz + WLAN 5GHz + WLAN 6GHz + Zigbee
Refer to Sporton Test Report No.: FA291415 for Co-location RF Exposure Evaluation.	

2.3 EUT Operation during Test

For CTX Mode:

non-beamforming mode:

The EUT was programmed to be in continuously transmitting mode.

beamforming mode:

During the test, the following programs under WIN 10 were executed.

The program was executed as follows:

1. During the test, the EUT operation to normal function.
2. Executed command fixed test channel under DOS.
3. Executed "Lantest.exe" to link with the remote workstation to transmit and receive packet by Client and transmit duty cycle no less than 98%.

For Normal Link Mode:

During the test, the EUT operation to normal function.

2.4 Accessories

Accessories			
Equipment Name	Brand Name	Model Name	Rating
Adapter 1	Ktec	KSA-30W-120250VU	Input: 100-240V~50/60Hz, 1.0A Output: 12.0V, 2.5A
Adapter 2	APD	WA-30P12FU	Input: 100-240V~, 50-60Hz, 0.9A Max. Output: 12.0V, 2.5A
Adapter 3	Ktec	KSA-30W-120250D5	Input: 100-240V~50/60Hz, 1.0A Output: 12.0V, 2.5A, 30.0W
Adapter 4	APD	WA-30P12R	Input: 100-240V~, 50-60Hz, 0.9A Max. Output: 12.0V, 2.5A, 30.0W
Others			
RJ-45 cable*1, non-shielded, 0.9m			
Plug*1 (Equip with Adapter 3 use only)			
Plug*1 (Equip with Adapter 4 use only)			



2.5 Support Equipment

For AC Conduction:

Support Equipment				
No.	Equipment	Brand Name	Model Name	FCC ID
A	LAN NB	DELL	E6430	N/A
B	WAN NB	DELL	E6430	N/A
C	2.4G NB	DELL	E6430	N/A
D	5G NB	DELL	E6430	N/A
E	6G NB	DELL	E6430	N/A
F	Client	Linksys	MX6000	N/A
G	Client NB	DELL	E6430	N/A
H	AX210	Intel	AX210NGW	N/A

For Radiated (below 1GHz):

Support Equipment				
No.	Equipment	Brand Name	Model Name	FCC ID
A	NB	Lenovo	L440	N/A

For Radiated (above 1GHz):
<Non-beamforming mode>

Support Equipment				
No.	Equipment	Brand Name	Model Name	FCC ID
A	NB	Lenovo	L440	N/A

<Beamforming mode>

Support Equipment				
No.	Equipment	Brand Name	Model Name	FCC ID
A	NB	Lenovo	L440	N/A
B	Client	Linksys	MX6000	N/A
C	NB	Lenovo	L440	N/A



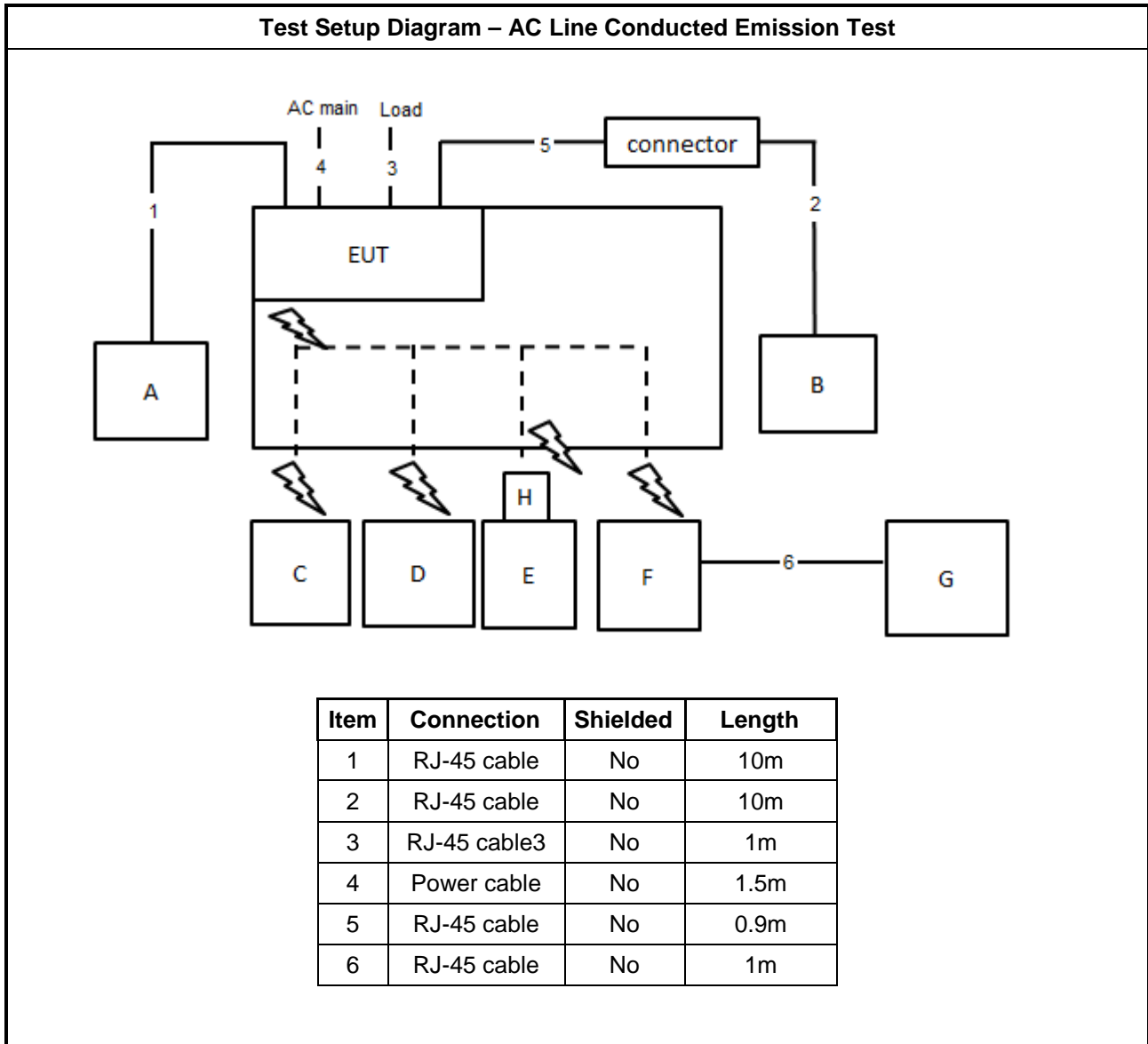
For RF Conducted:
<Non-beamforming mode>

Support Equipment				
No.	Equipment	Brand Name	Model Name	FCC ID
A	NB	DELL	E4300	N/A

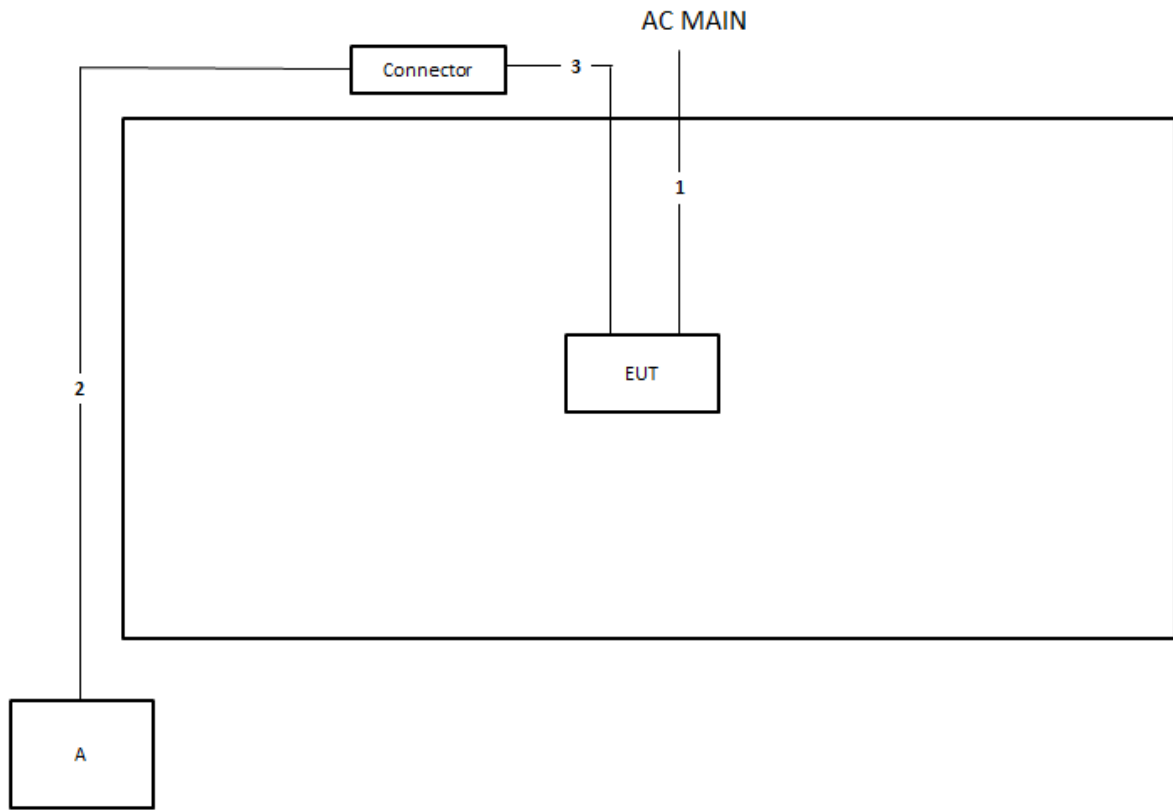
<Beamforming mode>

Support Equipment				
No.	Equipment	Brand Name	Model Name	FCC ID
A	NB	DELL	E4300	N/A
B	NB	Lenovo	L440	N/A
C	Client	Linksys	MX6000	N/A

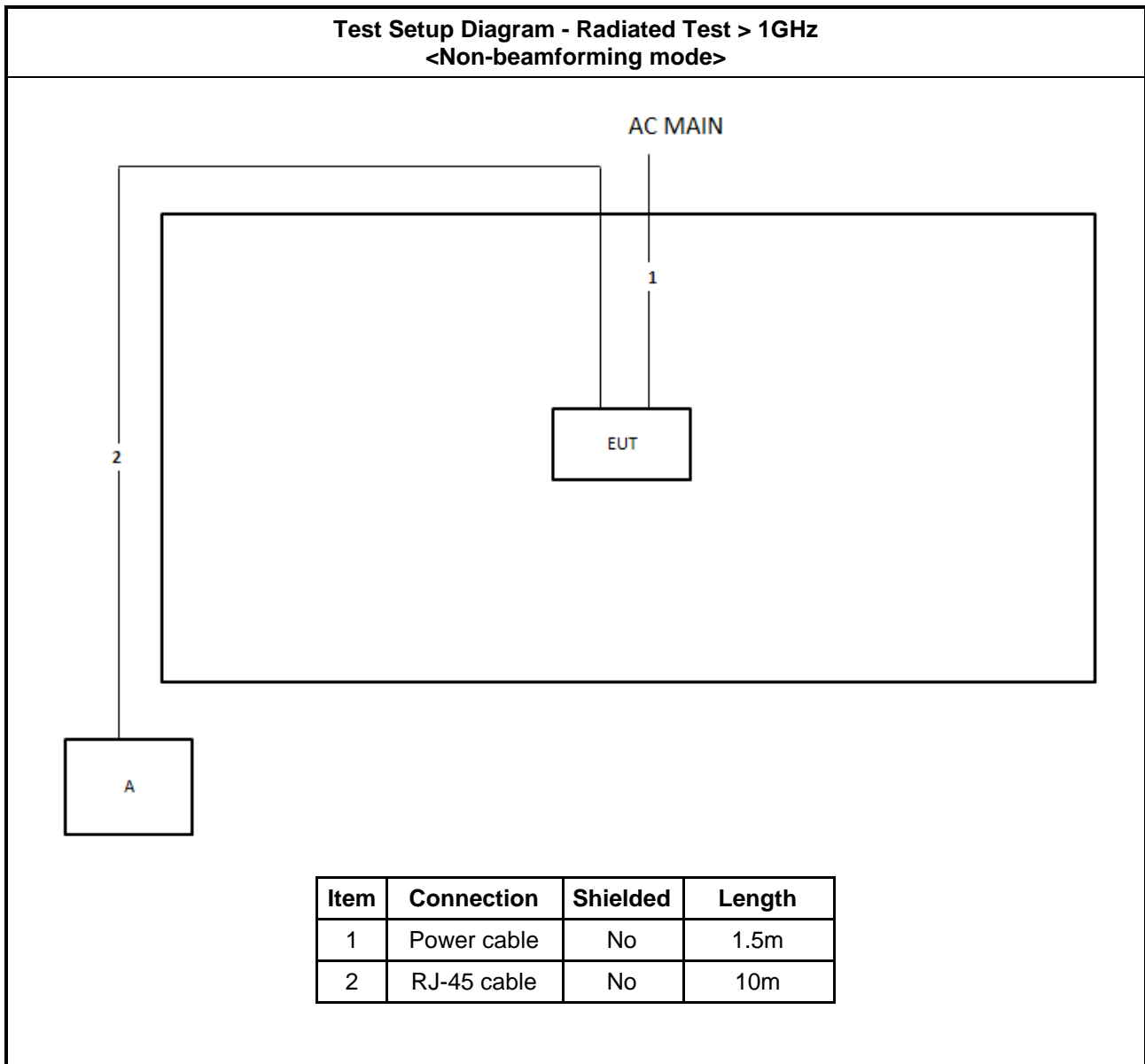
2.6 Test Setup Diagram

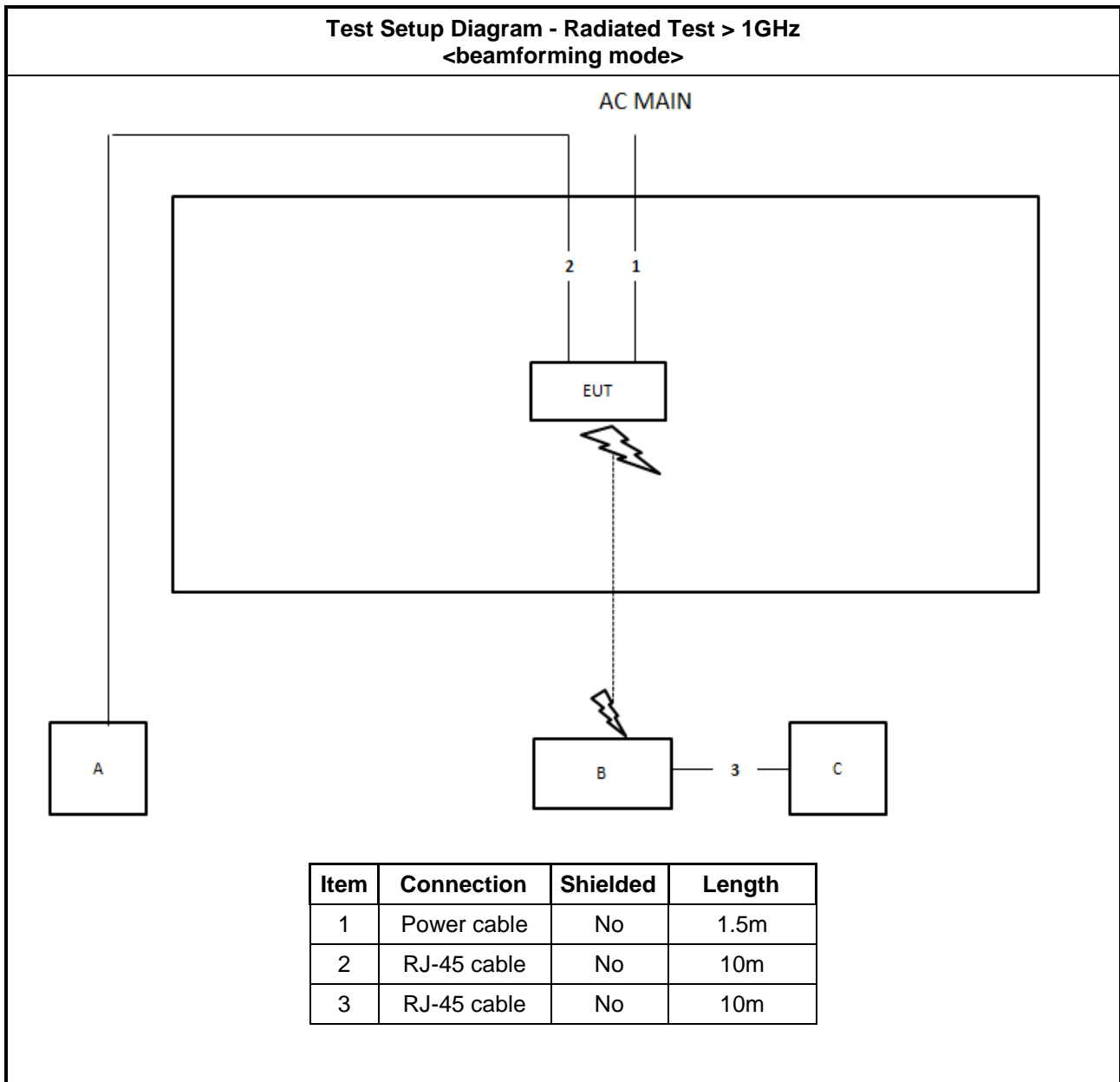


Test Setup Diagram - Radiated Test < 1GHz



Item	Connection	Shielded	Length
1	Power cable	No	1.5m
2	RJ-45 cable	No	10m
3	RJ-45 cable	No	0.9m







3 Transmitter Test Result

3.1 AC Power-line Conducted Emissions

3.1.1 AC Power-line Conducted Emissions Limit

AC Power-line Conducted Emissions Limit		
Frequency Emission (MHz)	Quasi-Peak	Average
0.15-0.5	66 - 56 *	56 - 46 *
0.5-5	56	46
5-30	60	50

Note 1: * Decreases with the logarithm of the frequency.

3.1.2 Measuring Instruments

Refer a test equipment and calibration data table in this test report.

3.1.3 Test Procedures

Test Method
<input checked="" type="checkbox"/> Refer as ANSI C63.10-2013, clause 6.2 for AC power-line conducted emissions.

3.2 Emission Bandwidth

3.2.1 Emission Bandwidth Limit

Emission Bandwidth Limit	
UNII Devices	
<input checked="" type="checkbox"/>	For the 5.15-5.25 GHz band, N/A
<input checked="" type="checkbox"/>	For the 5.25-5.35 GHz band, the maximum conducted output power shall not exceed the lesser of 250 mW or $11 \text{ dBm} + 10 \log B$, where B is the 26 dB emission bandwidth in MHz.
<input checked="" type="checkbox"/>	For the 5.47-5.725 GHz band, the maximum conducted output power shall not exceed the lesser of 250 mW or $11 \text{ dBm} + 10 \log B$, where B is the 26 dB emission bandwidth in MHz.
<input checked="" type="checkbox"/>	For the 5.725-5.85 GHz band, 26 dB emission bandwidth ,N/A. 6 dB emission bandwidth $\geq 500\text{kHz}$.
LE-LAN Devices	
<input type="checkbox"/>	For the band 5.15-5.25 GHz, the maximum e.i.r.p. shall not exceed 200 mW or $10 + 10 \log B$, dBm, whichever power is less. B is the 99% emission bandwidth in MHz.
<input type="checkbox"/>	For the 5.25-5.35 GHz band, the maximum e.i.r.p. shall not exceed 1.0 W or $17 + 10 \log B$, dBm, whichever power is less. B is the 99% emission bandwidth in MHz
<input type="checkbox"/>	For the 5.47-5.6 GHz band and 5.65-5.725 GHz band, the maximum e.i.r.p. shall not exceed 1.0 W or $17 + 10 \log B$, dBm, whichever power is less. B is the 99% emission bandwidth in MHz
<input type="checkbox"/>	For the 5.725-5.85 GHz band, 6 dB emission bandwidth $\geq 500\text{kHz}$.

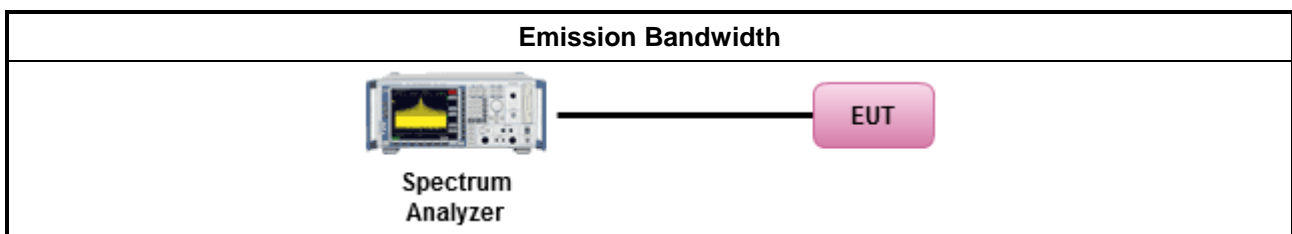
3.2.2 Measuring Instruments

Refer a test equipment and calibration data table in this test report.

3.2.3 Test Procedures

Test Method							
<ul style="list-style-type: none"> ▪ For the emission bandwidth shall be measured using one of the options below: <table border="1" style="width: 100%; border-collapse: collapse;"> <tr> <td style="width: 20px;"><input checked="" type="checkbox"/></td> <td>Refer as FCC KDB 789033 D02, clause C for EBW and clause D for OBW measurement.</td> </tr> <tr> <td><input type="checkbox"/></td> <td>Refer as ANSI C63.10, clause 6.9.1 for occupied bandwidth testing.</td> </tr> <tr> <td><input type="checkbox"/></td> <td>Refer as IC RSS-Gen, clause 4.6 for bandwidth testing.</td> </tr> </table> 		<input checked="" type="checkbox"/>	Refer as FCC KDB 789033 D02, clause C for EBW and clause D for OBW measurement.	<input type="checkbox"/>	Refer as ANSI C63.10, clause 6.9.1 for occupied bandwidth testing.	<input type="checkbox"/>	Refer as IC RSS-Gen, clause 4.6 for bandwidth testing.
<input checked="" type="checkbox"/>	Refer as FCC KDB 789033 D02, clause C for EBW and clause D for OBW measurement.						
<input type="checkbox"/>	Refer as ANSI C63.10, clause 6.9.1 for occupied bandwidth testing.						
<input type="checkbox"/>	Refer as IC RSS-Gen, clause 4.6 for bandwidth testing.						

3.2.4 Test Setup



3.2.5 Test Result of Emission Bandwidth

Refer as Appendix B



3.3 Maximum Output Power

3.3.1 Limit

Maximum Output Power Limit	
UNII Devices	
<input checked="" type="checkbox"/>	For the 5.15-5.25 GHz band:
<input type="checkbox"/>	<ul style="list-style-type: none"> ▪ Outdoor AP: the maximum conducted output power (P_{Out}) shall not exceed the lesser of 1 W. If $G_{TX} > 6$ dBi, then $P_{Out} = 30 - (G_{TX} - 6)$. e.i.r.p. at any elevation angle above 30 degrees $\leq 125mW$ [21dBm] ▪ Indoor AP: the maximum conducted output power (P_{Out}) shall not exceed the lesser of 1 W. If $G_{TX} > 6$ dBi, then $P_{Out} = 30 - (G_{TX} - 6)$ ▪ Point-to-point AP: the maximum conducted output power (P_{Out}) shall not exceed the lesser of 1 W. If $G_{TX} > 23$ dBi, then $P_{Out} = 30 - (G_{TX} - 23)$. ▪ Mobile or Portable Client: the maximum conducted output power (P_{Out}) shall not exceed the lesser of 250 mW. If $G_{TX} > 6$ dBi, then $P_{Out} = 24 - (G_{TX} - 6)$.
<input checked="" type="checkbox"/>	For the 5.25-5.35 GHz band, the maximum conducted output power (P_{Out}) shall not exceed the lesser of 250 mW or $11 \text{ dBm} + 10 \log B$, where B is the 26 dB emission bandwidth in MHz. If $G_{TX} > 6$ dBi, then $P_{Out} = 24 - (G_{TX} - 6)$.
<input checked="" type="checkbox"/>	For the 5.47-5.725 GHz band, the maximum conducted output power (P_{Out}) shall not exceed the lesser of 250 mW or $11 \text{ dBm} + 10 \log B$, where B is the 26 dB emission bandwidth in MHz. If $G_{TX} > 6$ dBi, then $P_{Out} = 24 - (G_{TX} - 6)$.
<input checked="" type="checkbox"/>	For the 5.725-5.85 GHz band:
<input type="checkbox"/>	<ul style="list-style-type: none"> ▪ Point-to-multipoint systems (P2M): the maximum conducted output power (P_{Out}) shall not exceed the lesser of 1 W. If $G_{TX} > 6$ dBi, then $P_{Out} = 30 - (G_{TX} - 6)$. ▪ Point-to-point systems (P2P): the maximum conducted output power (P_{Out}) shall not exceed the lesser of 1 W.
LE-LAN Devices	
<input type="checkbox"/>	For the 5.15-5.25 GHz band, the maximum e.i.r.p. shall not exceed 200 mW or $10 + 10 \log B$, dBm, whichever power is less. B is the 99% emission bandwidth in MHz.
<input type="checkbox"/>	For the 5.25-5.35 GHz band, the maximum e.i.r.p. shall not exceed 1.0 W or $17 + 10 \log B$, dBm, whichever power is less. B is the 99% emission bandwidth in MHz
<input type="checkbox"/>	For the 5.47-5.6 GHz band and 5.65-5.725 GHz band, the maximum e.i.r.p. shall not exceed 1.0 W or $17 + 10 \log B$, dBm, whichever power is less. B is the 99% emission bandwidth in MHz
<input type="checkbox"/>	For the 5.725-5.85 GHz band:
<input type="checkbox"/>	<ul style="list-style-type: none"> ▪ Point-to-multipoint systems (P2M): the maximum conducted output power (P_{Out}) shall not exceed the lesser of 1 W. If $G_{TX} > 6$ dBi, then $P_{Out} = 30 - (G_{TX} - 6)$. ▪ Point-to-point systems (P2P): the maximum conducted output power (P_{Out}) shall not exceed the lesser of 1 W.
P_{Out} = maximum conducted output power in dBm, G_{TX} = the maximum transmitting antenna directional gain in dBi.	



3.3.2 Measuring Instruments

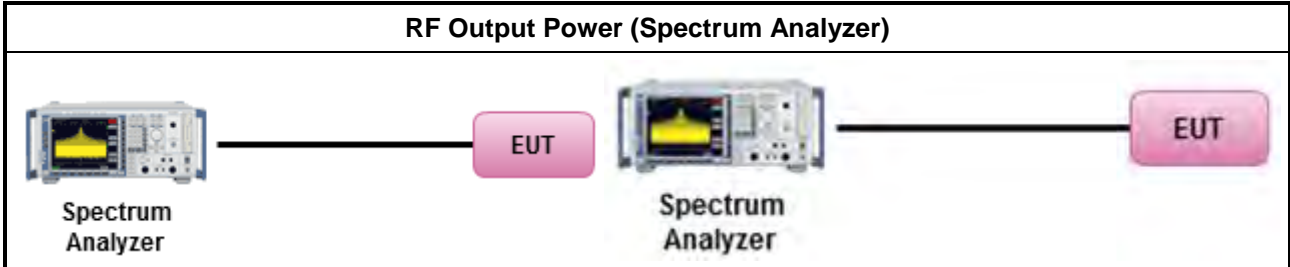
Refer a test equipment and calibration data table in this test report.

3.3.3 Test Procedures


Test Method	
	Average over on/off periods with duty factor
<input checked="" type="checkbox"/>	Refer as FCC KDB 789033 D02, clause E Method SA-2 (spectral trace averaging).
<input type="checkbox"/>	Refer as FCC KDB 789033 D02, clause E Method SA-2 Alt. (RMS detection with slow sweep speed)
	Wideband RF power meter and average over on/off periods with duty factor
<input checked="" type="checkbox"/>	Refer as FCC KDB 789033 D02, clause E Method PM-G (using an RF average power meter).
<input checked="" type="checkbox"/>	For conducted measurement.
	<ul style="list-style-type: none"> If the EUT supports multiple transmit chains using options given below: Refer as FCC KDB 662911, In-band power measurements. Using the measure-and-sum approach, measured all transmit ports individually. Sum the power (in linear power units e.g., mW) of all ports for each individual sample and save them.
	<ul style="list-style-type: none"> If multiple transmit chains, EIRP calculation could be following as methods: $P_{total} = P_1 + P_2 + \dots + P_n$ (calculated in linear unit [mW] and transfer to log unit [dBm]) $EIRP_{total} = P_{total} + DG$
<input type="checkbox"/>	For radiated measurement.
	<ul style="list-style-type: none"> Refer as FCC KDB 789033 D02 clause II A.1.F "Antenna-port Conducted versus Radiated Testing" Refer as ANSI C63.10, clause 6.6 for radiated emissions above 1GHz. Refer as FCC KDB 412172 D01 clause 2.2 for EIRP calculation.

3.3.4 Test Setup

For straddle channel



For others channel



3.3.5 Test Result of Maximum Output Power

Refer as Appendix C



3.4 Power Spectral Density

3.4.1 Limit

Peak Power Spectral Density Limit	
UNII Devices	
<input checked="" type="checkbox"/> For the 5.15-5.25 GHz band:	
	<ul style="list-style-type: none"> ▪ Outdoor AP: the peak power spectral density (PPSD) shall not exceed the lesser of 17dBm/MHz. If $G_{TX} > 6$ dBi, then $P_{Out} = 17 - (G_{TX} - 6)$. ▪ Indoor AP: the peak power spectral density (PPSD) shall not exceed the lesser of 17dBm/MHz. If $G_{TX} > 6$ dBi, then $P_{Out} = 17 - (G_{TX} - 6)$. ▪ Point-to-point AP: the peak power spectral density (PPSD) shall not exceed the lesser of 17dBm/MHz. If $G_{TX} > 23$ dBi, then $P_{Out} = 17 - (G_{TX} - 23)$. ▪ Mobile or Portable Client: the peak power spectral density (PPSD) ≤ 11 dBm/MHz. If $G_{TX} > 6$ dBi, then $PPSD = 11 - (G_{TX} - 6)$.
<input checked="" type="checkbox"/> For the 5.25-5.35 GHz band, the peak power spectral density (PPSD) ≤ 11 dBm/MHz. If $G_{TX} > 6$ dBi, then $PPSD = 11 - (G_{TX} - 6)$.	
<input checked="" type="checkbox"/> For the 5.47-5.725 GHz band, the peak power spectral density (PPSD) ≤ 11 dBm/MHz. If $G_{TX} > 6$ dBi, then $PPSD = 11 - (G_{TX} - 6)$.	
<input checked="" type="checkbox"/> For the 5.725-5.85 GHz band:	
	<ul style="list-style-type: none"> ▪ Point-to-multipoint systems (P2M): the peak power spectral density (PPSD) ≤ 30 dBm/500kHz. If $G_{TX} > 6$ dBi, then $PPSD = 30 - (G_{TX} - 6)$. ▪ Point-to-point systems (P2P): the peak power spectral density (PPSD) ≤ 30 dBm/500kHz.
LE-LAN Devices	
<input type="checkbox"/> For the 5.15-5.25 GHz band, the e.i.r.p. peak power spectral density (PPSD) ≤ 10 dBm/MHz.	
<input type="checkbox"/> For the 5.25-5.35 GHz band, the peak power spectral density (PPSD) ≤ 11 dBm/MHz.	
	<ul style="list-style-type: none"> ▪ e.i.r.p. greater than 200 mW shall comply with the following e.i.r.p. at different elevations, where θ is the angle above the local horizontal plane (of the Earth) as shown below: -13 dBW/MHz for $0^\circ \leq \theta < 8^\circ$; -13 - 0.716 (θ-8) dBW/MHz for $8^\circ \leq \theta < 40^\circ$ -35.9 - 1.22 (θ-40) dBW/MHz for $40^\circ \leq \theta \leq 45^\circ$; -42 dBW/MHz for $\theta > 45^\circ$
<input type="checkbox"/> For the 5.47-5.6 GHz band and 5.65-5.725 GHz band, the peak power spectral density (PPSD) ≤ 11 dBm/MHz.	
<input type="checkbox"/> For the 5.725-5.85 GHz band:	
	<ul style="list-style-type: none"> ▪ Point-to-multipoint systems (P2M): the peak power spectral density (PPSD) ≤ 30 dBm/500kHz. If $G_{TX} > 6$ dBi, then $PPSD = 30 - (G_{TX} - 6)$. ▪ Point-to-point systems (P2P): the peak power spectral density (PPSD) ≤ 30 dBm/500kHz.
<p>PPSD = peak power spectral density that he same method as used to determine the conducted output power shall be used to determine the power spectral density. And power spectral density in dBm/MHz G_{TX} = the maximum transmitting antenna directional gain in dBi.</p>	



3.4.2 Measuring Instruments

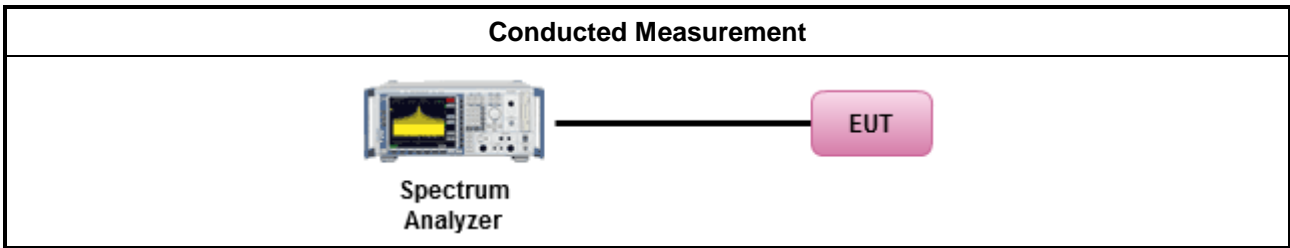
Refer a test equipment and calibration data table in this test report.

3.4.3 Test Procedures

Test Method	
<ul style="list-style-type: none"> ▪ Peak power spectral density procedures that the same method as used to determine the conducted output power shall be used to determine the peak power spectral density and use the peak search function on the spectrum analyzer to find the peak of the spectrum. For the peak power spectral density shall be measured using below options: 	
<input type="checkbox"/>	Refer as FCC KDB 789033 D02, F)5) power spectral density can be measured using resolution bandwidths < 1 MHz provided that the results are integrated over 1 MHz bandwidth
[duty cycle ≥ 98% or external video / power trigger]	
<input checked="" type="checkbox"/>	Refer as FCC KDB 789033 D02, clause E Method SA-1 (spectral trace averaging).
<input type="checkbox"/>	Refer as FCC KDB 789033 D02, clause E Method SA-1 Alt. (RMS detection with slow sweep speed)
duty cycle < 98% and average over on/off periods with duty factor	
<input checked="" type="checkbox"/>	Refer as FCC KDB 789033 D02, clause E Method SA-2 (spectral trace averaging).
<input type="checkbox"/>	Refer as FCC KDB 789033 D02, clause E Method SA-2 Alt. (RMS detection with slow sweep speed)
<input checked="" type="checkbox"/> For conducted measurement.	
<ul style="list-style-type: none"> ▪ If the EUT supports multiple transmit chains using options given below: 	
<input checked="" type="checkbox"/>	Option 1: Measure and sum the spectra across the outputs. Refer as FCC KDB 662911, In-band power spectral density (PSD). Sample all transmit ports simultaneously using a spectrum analyzer for each transmit port. Where the trace bin-by-bin of each transmit port summing can be performed. (i.e., in the first spectral bin of output 1 is summed with that in the first spectral bin of output 2 and that from the first spectral bin of output 3, and so on up to the NTX output to obtain the value for the first frequency bin of the summed spectrum.). Add up the amplitude (power) values for the different transmit chains and use this as the new data trace.
<input type="checkbox"/>	Option 2: Measure and sum spectral maxima across the outputs. With this technique, spectra are measured at each output of the device at the required resolution bandwidth. The maximum value (peak) of each spectrum is determined. These maximum values are then summed mathematically in linear power units across the outputs. These operations shall be performed separately over frequency spans that have different out-of-band or spurious emission limits,
<input type="checkbox"/>	Option 3: Measure and add 10 log(N) dB, where N is the number of transmit chains. Refer as FCC KDB 662911, In-band power spectral density (PSD). Performed at each transmit chains and each transmit chains shall be compared with the limit have been reduced with 10 log(N). Or each transmit chains shall be add 10 log(N) to compared with the limit.
<ul style="list-style-type: none"> ▪ If multiple transmit chains, EIRP PPSD calculation could be following as methods: $PPSD_{total} = PPSD_1 + PPSD_2 + \dots + PPSD_n$ (calculated in linear unit [mW] and transfer to log unit [dBm]) $EIRP_{total} = PPSD_{total} + DG$ 	
<input type="checkbox"/> For radiated measurement.	
<ul style="list-style-type: none"> ▪ Refer as FCC KDB 789033 D02 clause II A.1.F "Antenna-port Conducted versus Radiated Testing" 	

Test Method	
	<ul style="list-style-type: none"> Refer as ANSI C63.10, clause 6.6 for radiated emissions above 1GHz.
	<ul style="list-style-type: none"> Refer as FCC KDB 412172 D01 clause 2.2 for EIRP calculation.

3.4.4 Test Setup



3.4.5 Test Result of Power Spectral Density

Refer as Appendix D



3.5 Unwanted Emissions

3.5.1 Transmitter Unwanted Emissions Limit

Unwanted emissions below 1 GHz and restricted band emissions above 1GHz limit			
Frequency Range (MHz)	Field Strength (uV/m)	Field Strength (dBuV/m)	Measure Distance (m)
0.009~0.490	2400/F(kHz)	48.5 - 13.8	300
0.490~1.705	24000/F(kHz)	33.8 - 23	30
1.705~30.0	30	29	30
30~88	100	40	3
88~216	150	43.5	3
216~960	200	46	3
Above 960	500	54	3

Note 1: Test distance for frequencies at or above 30 MHz, measurements may be performed at a distance other than the limit distance provided they are not performed in the near field and the emissions to be measured can be detected by the measurement equipment. When performing measurements at a distance other than that specified, the results shall be extrapolated to the specified distance using an extrapolation factor of 20 dB/decade (inverse of linear distance for field-strength measurements, inverse of linear distance-squared for power-density measurements).

Note 2: Test distance for frequencies at below 30 MHz, measurements may be performed at a distance closer than the EUT limit distance; however, an attempt should be made to avoid making measurements in the near field. When performing measurements below 30 MHz at a closer distance than the limit distance, the results shall be extrapolated to the specified distance by either making measurements at a minimum of two or more distances on at least one radial to determine the proper extrapolation factor or by using the square of an inverse linear distance extrapolation factor (40 dB/decade). The test report shall specify the extrapolation method used to determine compliance of the EUT.

Note 3: Using the distance of 1m during the test for above 18 GHz, and the test value to correct for the distance factor at 3m.

Un-restricted band emissions above 1GHz Limit	
Operating Band	Limit
<input checked="" type="checkbox"/> 5.15 - 5.25 GHz	e.i.r.p. -27 dBm [68.2 dBuV/m @3m]
<input checked="" type="checkbox"/> 5.25 - 5.35 GHz	e.i.r.p. -27 dBm [68.2 dBuV/m @3m]
<input checked="" type="checkbox"/> 5.47 - 5.725 GHz	e.i.r.p. -27 dBm [68.2 dBuV/m @3m]
<input checked="" type="checkbox"/> 5.725 - 5.85 GHz	all emissions shall be limited to a level of -27 dBm/MHz at 75 MHz or more above or below the band edge increasing linearly to 10 dBm/MHz at 25 MHz above or below the band edge, and from 25 MHz above or below the band edge increasing linearly to a level of 15.6 dBm/MHz at 5 MHz above or below the band edge, and from 5 MHz above or below the band edge increasing linearly to a level of 27 dBm/MHz at the band edge.

Note 1: Measurements may be performed at a distance other than the limit distance provided they are not performed in the near field and the emissions to be measured can be detected by the measurement equipment. When performing measurements at a distance other than that specified, the results shall be extrapolated to the specified distance using an extrapolation factor of 20 dB/decade (inverse of



linear distance for field-strength measurements, inverse of linear distance-squared for power-density measurements).

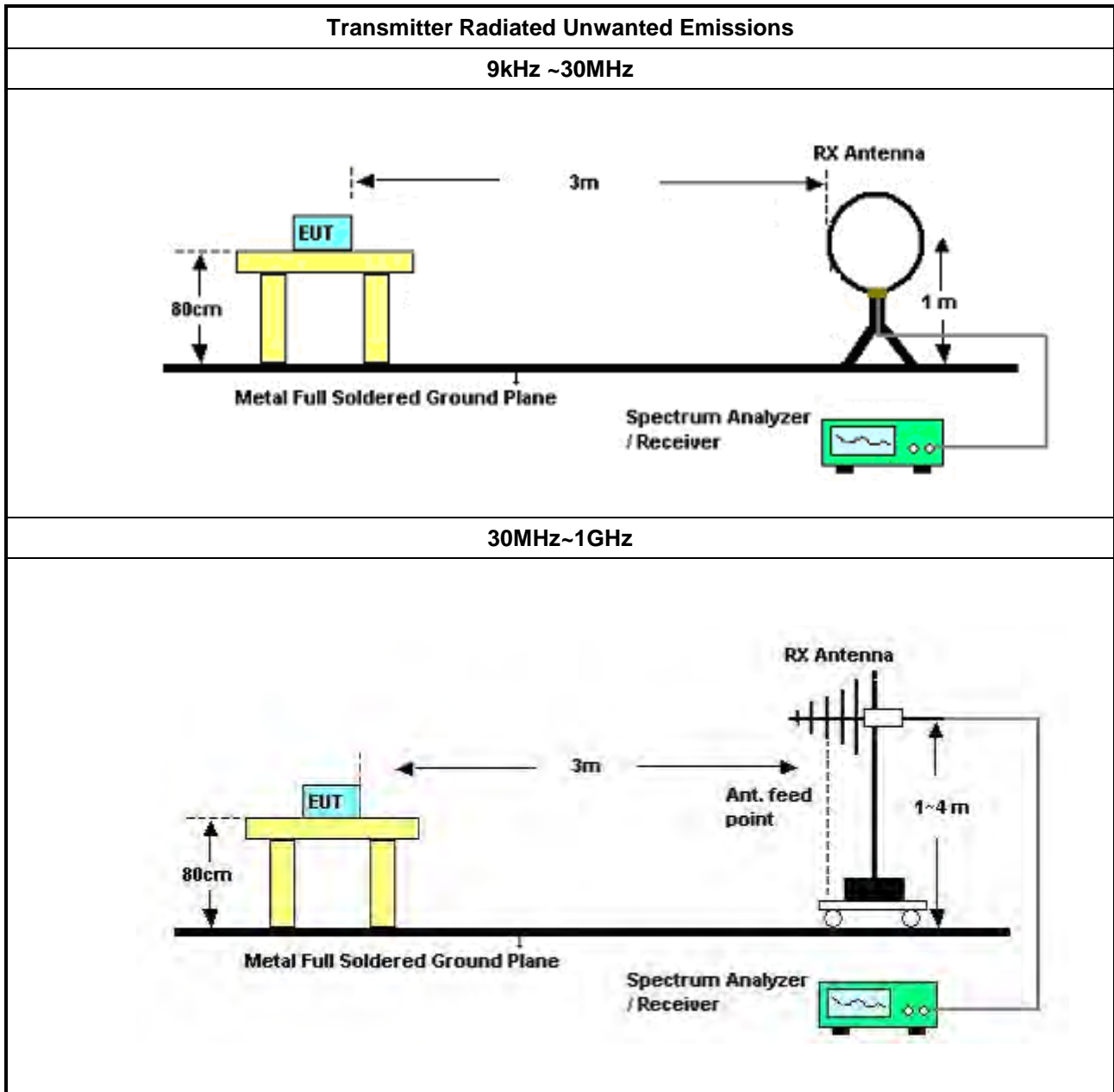
3.5.2 Measuring Instruments

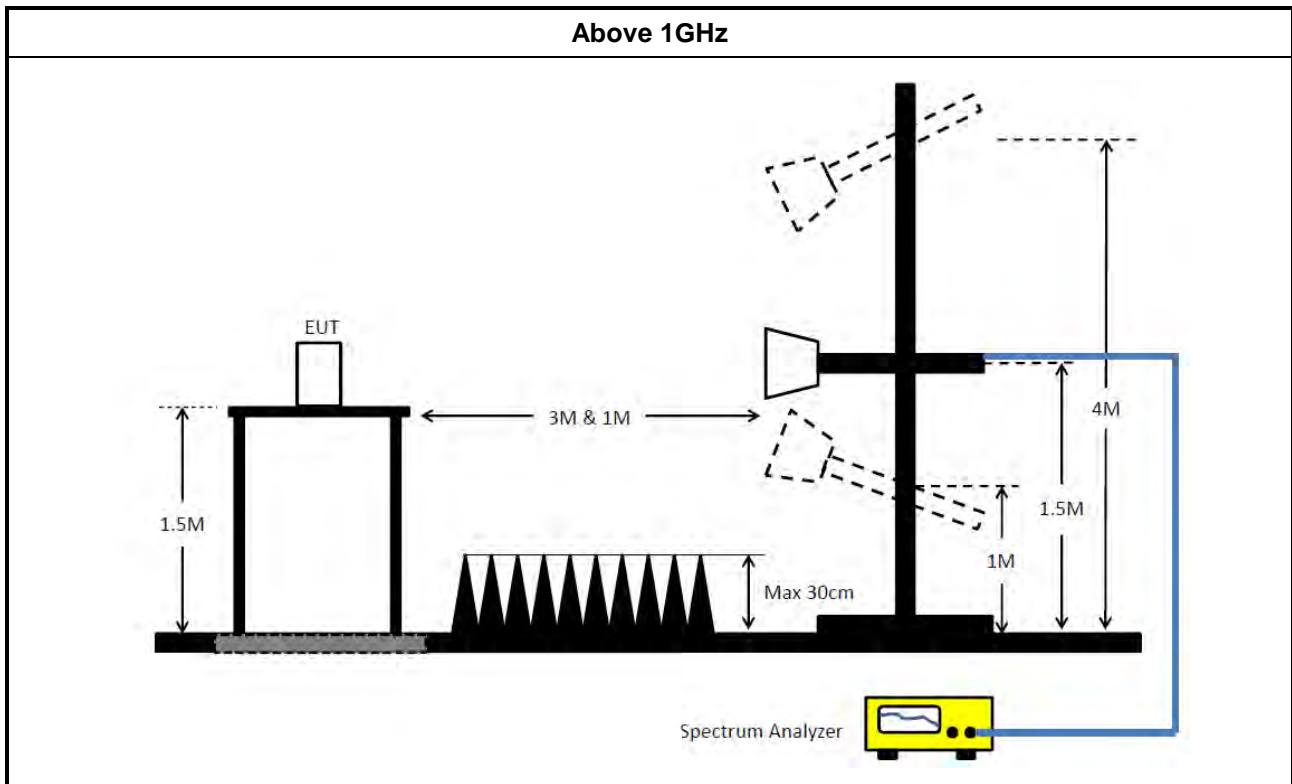
Refer a test equipment and calibration data table in this test report.

3.5.3 Test Procedures

Test Method	
	<ul style="list-style-type: none"> ▪ Measurements may be performed at a distance other than the limit distance provided they are not performed in the near field and the emissions to be measured can be detected by the measurement equipment. Measurements shall not be performed at a distance greater than 30 m for frequencies above 30 MHz, unless it can be further demonstrated that measurements at a distance of 30 m or less are impractical. When performing measurements at a distance other than that specified, the results shall be extrapolated to the specified distance using an extrapolation factor of 20 dB/decade (inverse of linear distance for field-strength measurements, inverse of linear distance-squared for power-density measurements).
	<ul style="list-style-type: none"> ▪ The average emission levels shall be measured in [duty cycle ≥ 98 or duty factor].
	<ul style="list-style-type: none"> ▪ For the transmitter unwanted emissions shall be measured using following options below:
	<ul style="list-style-type: none"> ▪ Refer as FCC KDB 789033 D02, clause G)2) for unwanted emissions into non-restricted bands. ▪ Refer as FCC KDB 789033 D02, clause G)1) for unwanted emissions into restricted bands.
	<input type="checkbox"/> Refer as FCC KDB 789033 D02, G)6) Method AD (Trace Averaging).
	<input checked="" type="checkbox"/> Refer as FCC KDB 789033 D02, G)6) Method VB (Reduced VBW).
	<input type="checkbox"/> Refer as ANSI C63.10, clause 11.12.2.5.3 (Reduced VBW). VBW ≥ 1/T, where T is pulse time.
	<input type="checkbox"/> Refer as ANSI C63.10, clause 7.5 average value of pulsed emissions.
	<input checked="" type="checkbox"/> Refer as FCC KDB 789033 D02, clause G)5) measurement procedure peak limit.
	<input type="checkbox"/> Refer as ANSI C63.10, clause 4.1.4.2.2 measurement procedure peak limit.
	<ul style="list-style-type: none"> ▪ For radiated measurement.
	<ul style="list-style-type: none"> ▪ Refer as ANSI C63.10, clause 6.4 for radiated emissions below 30 MHz and test distance is 3m. ▪ Refer as ANSI C63.10, clause 6.5 for radiated emissions 30 MHz to 1 GHz and test distance is 3m. ▪ Refer as ANSI C63.10, clause 6.6 for radiated emissions above 1GHz.
	<ul style="list-style-type: none"> ▪ The any unwanted emissions level shall not exceed the fundamental emission level.
	<ul style="list-style-type: none"> ▪ All amplitude of spurious emissions that are attenuated by more than 20 dB below the permissible value has no need to be reported.

3.5.4 Test Setup





3.5.5 Measurement Results Calculation

The measured Level is calculated using:

Corrected Reading: Antenna factor (AF) + Cable loss (CL) + Read level (Raw) - Preamp factor (PA)(if applicable) = Level.

3.5.6 Transmitter Unwanted Emissions (Below 30MHz)

There is a comparison data of both open-field test site and alternative test site - semi-Anechoic chamber according to KDB414788 Radiated Test Site, and the result came out very similar.

All amplitude of spurious emissions that are attenuated by more than 20 dB below the permissible value has no need to be reported.

The radiated emissions were investigated from 9 kHz or the lowest frequency generated within the device, up to the 10th harmonic or 40 GHz, whichever is appropriate.

3.5.7 Test Result of Transmitter Unwanted Emissions

Refer as Appendix E



4 Test Equipment and Calibration Data

Instrument	Brand	Model No.	Serial No.	Characteristics	Calibration Date	Calibration Due Date	Remark
EMI Receiver	Agilent	N9038A	MY52260140	9kHz ~ 8.4GHz	May 06, 2022	May 05, 2023	Conduction (CO01-CB)
LISN	F.C.C.	FCC-LISN-50-16-2	04083	150kHz ~ 100MHz	Feb. 16, 2023	Feb. 15, 2024	Conduction (CO01-CB)
LISN	Schwarzbeck	NSLK 8127	8127647	9kHz ~ 30MHz	Apr. 12, 2022	Apr. 11, 2023	Conduction (CO01-CB)
Pulse Limiter	Rohde&Schwarz	ESH3-Z2	100430	9kHz ~ 30MHz	Feb. 09, 2023	Feb. 08, 2024	Conduction (CO01-CB)
COND Cable	Woken	Cable	Low cable-CO01	9kHz ~ 30MHz	Oct. 18, 2022	Oct. 17, 2023	Conduction (CO01-CB)
Software	SPORTON	SENSE	V5.10	-	N.C.R.	N.C.R.	Conduction (CO01-CB)
Loop Antenna	Teseq	HLA 6120	24155	9kHz - 30 MHz	May 14, 2022	May 13, 2023	Radiation (03CH06-CB)
3m Semi Anechoic Chamber NSA	TDK	SAC-3M	03CH06-CB	30 MHz ~ 1 GHz	Aug. 04, 2022	Aug. 03, 2023	Radiation (03CH06-CB)
3m Semi Anechoic Chamber VSWR	TDK	SAC-3M	03CH06-CB	1GHz ~18GHz 3m	Sep. 30, 2022	Sep. 29, 2023	Radiation (03CH06-CB)
Bilog Antenna with 6 dB attenuator	TESEQ & EMCI	CBL6112D & N-6-06	37878 & AT-N0606	20MHz ~ 2GHz	Jul. 31, 2022	Jul. 30, 2023	Radiation (03CH06-CB)
Horn Antenna	SCHWARZBECK	BBHA9120D	BBHA 9120D-1292	1GHz~18GHz	Aug. 09, 2022	Aug. 08, 2023	Radiation (03CH06-CB)
Horn Antenna	Schwarzbeck	BBHA 9170	BBHA9170252	15GHz ~ 40GHz	Aug. 22, 2022	Aug. 21, 2023	Radiation (03CH06-CB)
Pre-Amplifier	Agilent	310N	187290	0.1MHz ~ 1GHz	Nov. 04, 2022	Nov. 03, 2023	Radiation (03CH06-CB)
Pre-Amplifier	Agilent	83017A	MY53270064	0.5GHz ~ 26.5GHz	Aug 02, 2022	Aug 01, 2023	Radiation (03CH06-CB)
Pre-Amplifier	SGH	SGH184	20221107-3	18GHz ~ 40GHz	Nov. 16, 2022	Nov. 15, 2023	Radiation (03CH06-CB)
Signal Analyzer	R&S	FSV40	101904	9kHz ~ 40GHz	Apr. 26, 2022	Apr. 25, 2023	Radiation (03CH06-CB)
EMI Test Receiver	R&S	ESCS	826547/017	9kHz ~ 2.75GHz	Jun. 17, 2022	Jun. 16, 2023	Radiation (03CH06-CB)
RF Cable-low	Woken	RG402	Low Cable-24+68	30MHz~1GHz	Oct. 03, 2022	Oct. 02, 2023	Radiation (03CH06-CB)
RF Cable-high	Woken	RG402	High Cable-68	1GHz~18GHz	Oct. 03, 2022	Oct. 02, 2023	Radiation (03CH06-CB)
RF Cable-high	Woken	RG402	High Cable-05+68	1GHz~18GHz	Dec. 21, 2022	Dec. 20, 2023	Radiation (03CH06-CB)



Instrument	Brand	Model No.	Serial No.	Characteristics	Calibration Date	Calibration Due Date	Remark
High Cable	Woken	WCA0929M	40G#5+6	1GHz ~ 40 GHz	Dec. 07, 2022	Dec. 06, 2023	Radiation (03CH06-CB)
High Cable	Woken	WCA0929M	40G#5	1GHz ~ 40 GHz	Dec. 07, 2022	Dec. 06, 2023	Radiation (03CH06-CB)
High Cable	Woken	WCA0929M	40G#6	1GHz ~ 40 GHz	Dec. 07, 2022	Dec. 06, 2023	Radiation (03CH06-CB)
Test Software	SPORTON	SENSE	V5.10	-	N.C.R.	N.C.R.	Radiation (03CH06-CB)
3m Semi Anechoic Chamber VSWR	TDK	SAC-3M	03CH03-CB	1GHz ~18GHz 3m	May 05, 2022	May 04, 2023	Radiation (03CH03-CB)
Horn Antenna	ETS • Lindgren	3115	6821	750MHz~18GHz	Feb. 03, 2023	Feb. 02, 2024	Radiation (03CH03-CB)
Horn Antenna	Schwarzbeck	BBHA 9170	BBHA9170252	15GHz ~ 40GHz	Aug. 22, 2022	Aug. 21, 2023	Radiation (03CH03-CB)
Pre-Amplifier	Agilent	8449B	3008A02097	1GHz ~ 26.5GHz	Jul. 01, 2022	Jun. 30, 2023	Radiation (03CH03-CB)
Pre-Amplifier	SGH	SGH184	20221107-3	18GHz ~ 40GHz	Nov. 16, 2022	Nov. 15, 2023	Radiation (03CH03-CB)
Spectrum Analyzer	R&S	FSP40	100019	9kHz ~ 40GHz	Jun. 10, 2022	Jun. 09, 2023	Radiation (03CH03-CB)
RF Cable-high	Woken	RG402	High Cable-20+29	1GHz ~ 18GHz	Oct. 03, 2022	Oct. 02, 2023	Radiation (03CH03-CB)
RF Cable-high	Woken	RG402	High Cable-29	1GHz ~ 18GHz	Oct. 03, 2022	Oct. 02, 2023	Radiation (03CH03-CB)
High Cable	Woken	WCA0929M	40G#5+6	1GHz ~ 40 GHz	Dec. 07, 2022	Dec. 06, 2023	Radiation (03CH03-CB)
High Cable	Woken	WCA0929M	40G#5	1GHz ~ 40 GHz	Dec. 07, 2022	Dec. 06, 2023	Radiation (03CH03-CB)
High Cable	Woken	WCA0929M	40G#6	1GHz ~ 40 GHz	Dec. 07, 2022	Dec. 06, 2023	Radiation (03CH03-CB)
Test Software	SPORTON	SENSE	V5.10	-	N.C.R.	N.C.R.	Radiation (03CH03-CB)
3m Semi Anechoic Chamber VSWR	TDK	SAC-3M	03CH04-CB	1GHz ~18GHz 3m	Feb. 23, 2023	Feb. 22, 2024	Radiation (03CH04-CB)
Horn Antenna	ETS • Lindgren	3115	00143147	750MHz~18GHz	Oct. 12, 2022	Oct. 11, 2023	Radiation (03CH04-CB)
Horn Antenna	Schwarzbeck	BBHA 9170	BBHA9170252	15GHz ~ 40GHz	Aug. 22, 2022	Aug. 21, 2023	Radiation (03CH04-CB)
Pre-Amplifier	EMCI	EMC330N	980391	20MHz ~ 3GHz	May 19, 2022	May 18, 2023	Radiation (03CH04-CB)
Pre-Amplifier	SGH	SGH184	20221107-3	18GHz ~ 40GHz	Nov. 16, 2022	Nov. 15, 2023	Radiation (03CH04-CB)
Signal Analyzer	R&S	FSV40	101904	9kHz ~ 40GHz	Apr. 26, 2022	Apr. 25, 2023	Radiation (03CH04-CB)



Instrument	Brand	Model No.	Serial No.	Characteristics	Calibration Date	Calibration Due Date	Remark
RF Cable-high	Woken	RG402	High Cable-21	1GHz - 18GHz	Oct. 03, 2022	Oct. 02, 2023	Radiation (03CH04-CB)
RF Cable-high	Woken	RG402	High Cable-21+67	1GHz - 18GHz	Oct. 03, 2022	Oct. 02, 2023	Radiation (03CH04-CB)
High Cable	Woken	WCA0929M	40G#5+6	1GHz ~ 40 GHz	Dec. 07, 2022	Dec. 06, 2023	Radiation (03CH04-CB)
High Cable	Woken	WCA0929M	40G#5	1GHz ~ 40 GHz	Dec. 07, 2022	Dec. 06, 2023	Radiation (03CH04-CB)
High Cable	Woken	WCA0929M	40G#6	1GHz ~ 40 GHz	Dec. 07, 2022	Dec. 06, 2023	Radiation (03CH04-CB)
Test Software	SPORTON	SENSE	V5.10	-	N.C.R.	N.C.R.	Radiation (03CH04-CB)
Signal Analyzer	R&S	FSV40	101903	9kHz ~ 40GHz	May 27, 2022	May 26, 2023	Conducted (TH03-CB)
Power Sensor	Anritsu	MA2411B	1726195	300MHz~40GHz	Sep. 04, 2022	Sep. 03, 2023	Conducted (TH03-CB)
Power Meter	Anritsu	ML2495A	1035008	300MHz~40GHz	Sep. 04, 2022	Sep. 03, 2023	Conducted (TH03-CB)
RF Cable-high	Woken	RG402	High Cable-11	1 GHz –18 GHz	Oct. 03, 2022	Oct. 02, 2023	Conducted (TH03-CB)
RF Cable-high	Woken	RG402	High Cable-12	1 GHz –18 GHz	Oct. 03, 2022	Oct. 02, 2023	Conducted (TH03-CB)
RF Cable-high	Woken	RG402	High Cable-13	1 GHz –18 GHz	Oct. 03, 2022	Oct. 02, 2023	Conducted (TH03-CB)
RF Cable-high	Woken	RG402	High Cable-14	1 GHz –18 GHz	Oct. 03, 2022	Oct. 02, 2023	Conducted (TH03-CB)
RF Cable-high	Woken	RG402	High Cable-15	1 GHz –18 GHz	Oct. 03, 2022	Oct. 02, 2023	Conducted (TH03-CB)
Switch	SPTCB	SP-SWI	SWI-03	1 GHz –26.5 GHz	Oct. 04, 2022	Oct. 03, 2023	Conducted (TH03-CB)
Test Software	SPORTON	SENSE	V5.10	-	N.C.R.	N.C.R.	Conducted (TH03-CB)

Note: Calibration Interval of instruments listed above is one year.

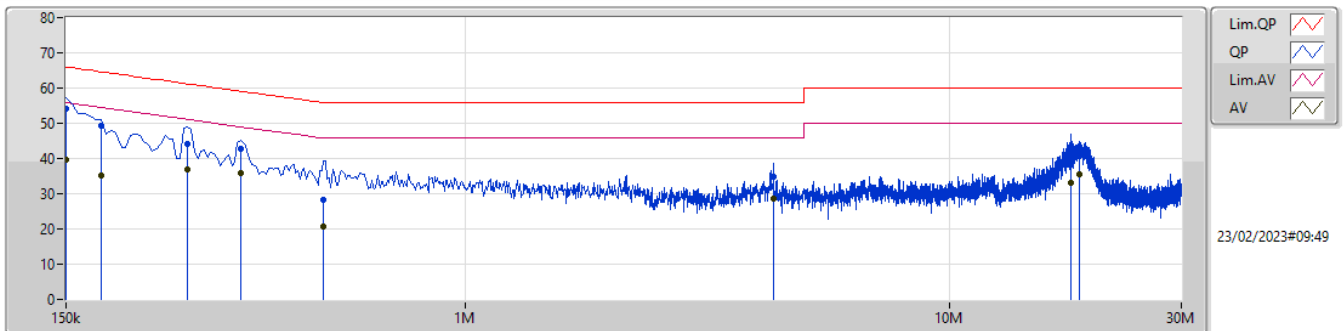
NCR means Non-Calibration required.



Summary

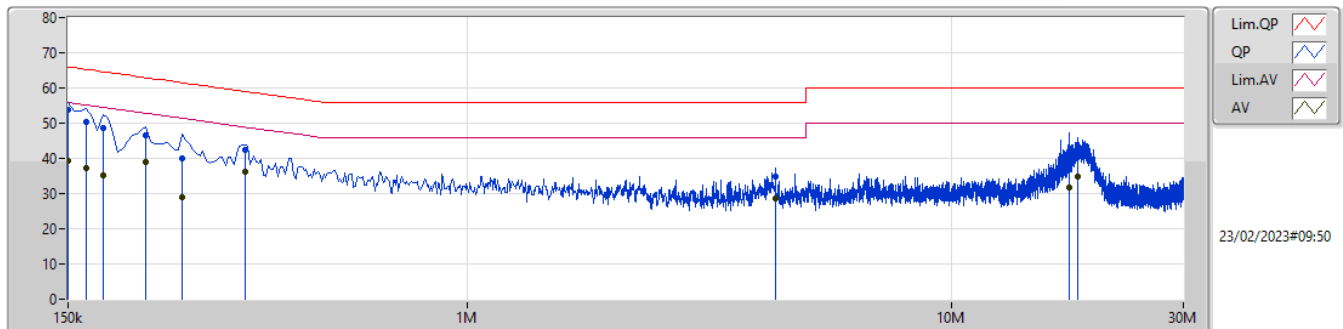
Mode	Result	Type	Freq (Hz)	Level (dBuV)	Limit (dBuV)	Margin (dB)	Condition
Mode 5	Pass	QP	150k	54.20	66.00	-11.80	Line

Mode 5



Type	Freq (Hz)	Level (dBuV)	Limit (dBuV)	Margin (dB)	Factor (dB)	Condition	Comment	Raw (dBuV)	LISN (dB)	CL (dB)	AT (dB)
QP	150k	54.20	66.00	-11.80	9.97	Line	"Worst"	44.23	0.06	0.04	9.87
AV	150k	39.64	56.00	-16.36	9.97	Line	-	29.67	0.06	0.04	9.87
QP	177k	49.19	64.62	-15.43	9.97	Line	-	39.22	0.06	0.04	9.87
AV	177k	35.26	54.62	-19.36	9.97	Line	-	25.29	0.06	0.04	9.87
QP	267k	44.02	61.20	-17.18	9.99	Line	-	34.03	0.06	0.05	9.88
AV	267k	36.78	51.20	-14.42	9.99	Line	-	26.79	0.06	0.05	9.88
QP	343.5k	42.62	59.12	-16.50	10.01	Line	-	32.61	0.06	0.06	9.89
AV	343.5k	35.97	49.12	-13.15	10.01	Line	-	25.96	0.06	0.06	9.89
QP	510k	28.21	56.00	-27.79	10.01	Line	-	18.20	0.06	0.05	9.90
AV	510k	20.84	46.00	-25.16	10.01	Line	-	10.83	0.06	0.05	9.90
QP	4.317M	34.83	56.00	-21.17	10.14	Line	-	24.69	0.13	0.10	9.91
AV	4.317M	28.76	46.00	-17.24	10.14	Line	-	18.62	0.13	0.10	9.91
QP	17.759M	41.07	60.00	-18.93	10.49	Line	-	30.58	0.29	0.20	10.00
AV	17.759M	32.99	50.00	-17.01	10.49	Line	-	22.50	0.29	0.20	10.00
QP	18.492M	42.37	60.00	-17.63	10.50	Line	-	31.87	0.29	0.21	10.00
AV	18.492M	35.47	50.00	-14.53	10.50	Line	-	24.97	0.29	0.21	10.00

Mode 5



Type	Freq (Hz)	Level (dBuV)	Limit (dBuV)	Margin (dB)	Factor (dB)	Condition	Comment	Raw (dBuV)	LISN (dB)	CL (dB)	AT (dB)
QP	150k	53.64	66.00	-12.36	9.98	Neutral	"Worst"	43.66	0.07	0.04	9.87
AV	150k	39.35	56.00	-16.65	9.98	Neutral	-	29.37	0.07	0.04	9.87
QP	163.5k	50.49	65.27	-14.78	9.98	Neutral	-	40.51	0.07	0.04	9.87
AV	163.5k	37.24	55.27	-18.03	9.98	Neutral	-	27.26	0.07	0.04	9.87
QP	177k	48.68	64.62	-15.94	9.98	Neutral	-	38.70	0.07	0.04	9.87
AV	177k	35.25	54.62	-19.37	9.98	Neutral	-	25.27	0.07	0.04	9.87
QP	217.5k	46.43	62.92	-16.49	9.97	Neutral	-	36.46	0.07	0.04	9.86
AV	217.5k	38.82	52.92	-14.10	9.97	Neutral	-	28.85	0.07	0.04	9.86
QP	258k	40.10	61.49	-21.39	9.99	Neutral	-	30.11	0.07	0.05	9.87
AV	258k	29.05	51.49	-22.44	9.99	Neutral	-	19.06	0.07	0.05	9.87
QP	348k	42.53	59.00	-16.47	10.02	Neutral	-	32.51	0.07	0.06	9.89
AV	348k	36.10	49.00	-12.90	10.02	Neutral	-	26.08	0.07	0.06	9.89
QP	4.317M	34.82	56.00	-21.18	10.15	Neutral	-	24.67	0.14	0.10	9.91
AV	4.317M	28.75	46.00	-17.25	10.15	Neutral	-	18.60	0.14	0.10	9.91
QP	17.43M	40.31	60.00	-19.69	10.49	Neutral	-	29.82	0.29	0.20	10.00
AV	17.43M	31.87	50.00	-18.13	10.49	Neutral	-	21.38	0.29	0.20	10.00
QP	18.146M	41.79	60.00	-18.21	10.49	Neutral	-	31.30	0.29	0.20	10.00
AV	18.146M	34.66	50.00	-15.34	10.49	Neutral	-	24.17	0.29	0.20	10.00



Summary

Mode	Max-N dB (Hz)	Max-OBW (Hz)	ITU-Code	Min-N dB (Hz)	Min-OBW (Hz)
5.15-5.25GHz	-	-	-	-	-
802.11a_Nss1,(6Mbps)_2TX	22.62M	16.949M	16M9D1D	22.32M	16.822M
5.25-5.35GHz	-	-	-	-	-
802.11a_Nss1,(6Mbps)_2TX	22.56M	16.873M	16M9D1D	22.26M	16.822M
5.47-5.725GHz	-	-	-	-	-
802.11a_Nss1,(6Mbps)_2TX	22.56M	16.873M	16M9D1D	16.215M	13.508M
5.725-5.85GHz	-	-	-	-	-
802.11a_Nss1,(6Mbps)_2TX	16.32M	39.403M	39M4D1D	3.14M	4.358M

Max-N dB = Maximum 6dB down bandwidth for 5.725-5.85GHz band / Maximum 26dB down bandwidth for other band;
Max-OBW = Maximum 99% occupied bandwidth;
Min-N dB = Minimum 6dB down bandwidth for 5.725-5.85GHz band / Maximum 26dB down bandwidth for other band;
Min-OBW = Minimum 99% occupied bandwidth



Result

Mode	Result	Limit (Hz)	Port 1-N dB (Hz)	Port 1-OBW (Hz)	Port 2-N dB (Hz)	Port 2-OBW (Hz)
802.11a_Nss1,(6Mbps)_2TX	-	-	-	-	-	-
5180MHz	Pass	Inf	22.38M	16.822M	22.32M	16.873M
5200MHz	Pass	Inf	22.59M	16.898M	22.44M	16.847M
5240MHz	Pass	Inf	22.59M	16.873M	22.62M	16.949M
5260MHz	Pass	Inf	22.53M	16.847M	22.26M	16.847M
5300MHz	Pass	Inf	22.56M	16.822M	22.32M	16.873M
5320MHz	Pass	Inf	22.41M	16.822M	22.26M	16.873M
5500MHz	Pass	Inf	22.56M	16.847M	22.56M	16.847M
5580MHz	Pass	Inf	22.53M	16.847M	22.38M	16.873M
5700MHz	Pass	Inf	22.5M	16.822M	22.29M	16.847M
5720MHz Straddle 5.47-5.725GHz	Pass	Inf	16.23M	13.508M	16.215M	13.568M
5720MHz Straddle 5.725-5.85GHz	Pass	500k	3.14M	4.358M	3.14M	4.358M
5745MHz	Pass	500k	16.29M	18.325M	16.32M	18.402M
5785MHz	Pass	500k	16.32M	39.403M	16.32M	17.612M
5825MHz	Pass	500k	16.29M	34.969M	16.32M	17.943M

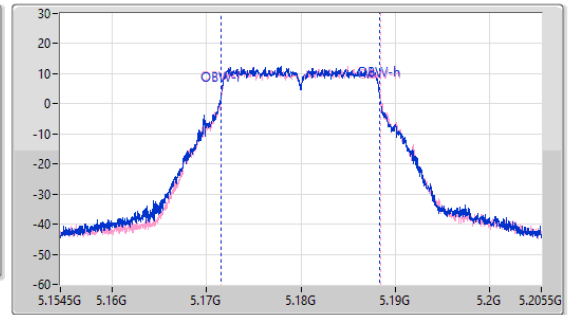
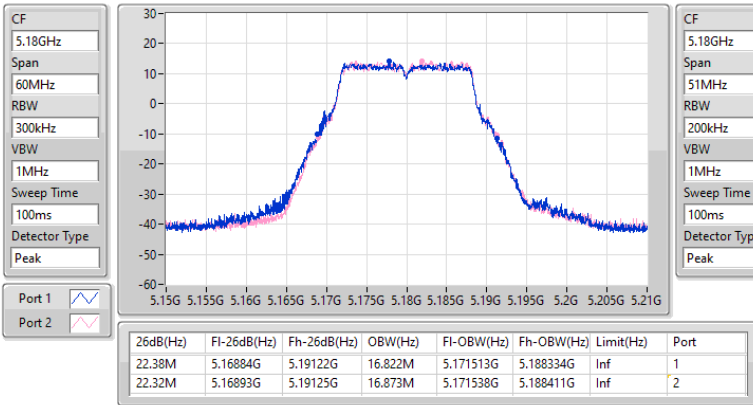
Port X-N dB = Port X 6dB down bandwidth for 5.725-5.85GHz band / 26dB down bandwidth for other band
 Port X-OBW = Port X 99% occupied bandwidth

5.15-5.25GHz_802.11a_Nss1,(6Mbps)_2TX

EBW

5180MHz

14/12/2022

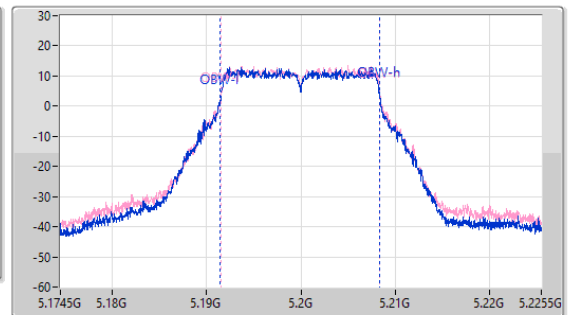
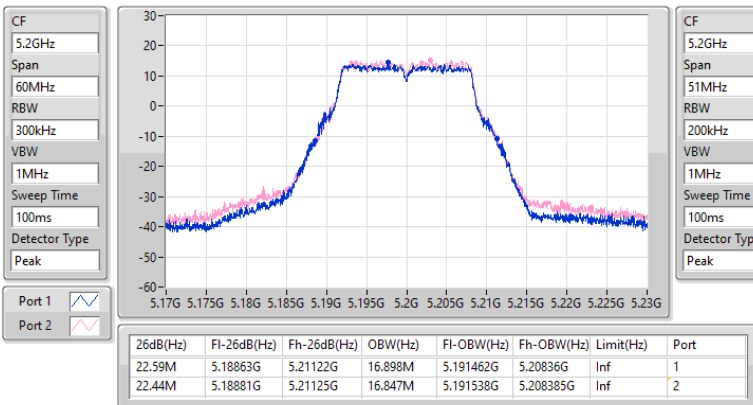


5.15-5.25GHz_802.11a_Nss1,(6Mbps)_2TX

EBW

5200MHz

14/12/2022



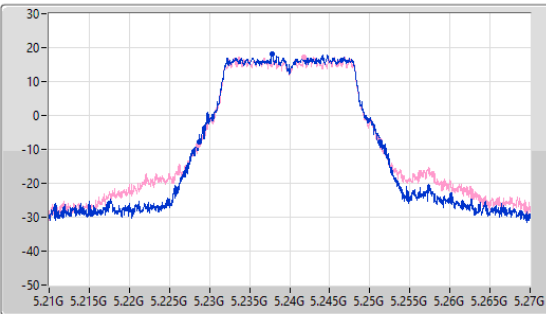
5.15-5.25GHz_802.11a_Nss1,(6Mbps)_2TX

EBW

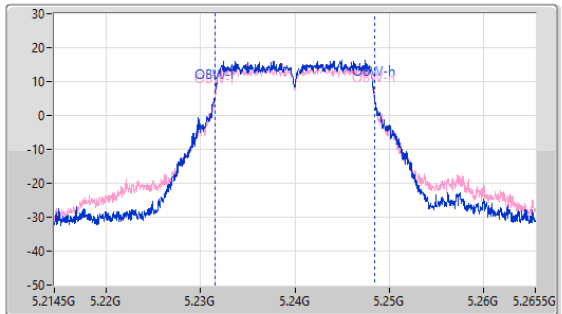
5240MHz

14/12/2022

CF: 5.24GHz
 Span: 60MHz
 RBW: 300kHz
 VBW: 1MHz
 Sweep Time: 100ms
 Detector Type: Peak



CF: 5.24GHz
 Span: 51MHz
 RBW: 200kHz
 VBW: 1MHz
 Sweep Time: 100ms
 Detector Type: Peak



26dB(Hz)	Fl-26dB(Hz)	Fh-26dB(Hz)	OBW(Hz)	Fl-OBW(Hz)	Fh-OBW(Hz)	Limit(Hz)	Port
22.59M	5.22872G	5.25131G	16.873M	5.231538G	5.248411G	Inf	1
22.62M	5.22863G	5.25125G	16.949M	5.231513G	5.248462G	Inf	2

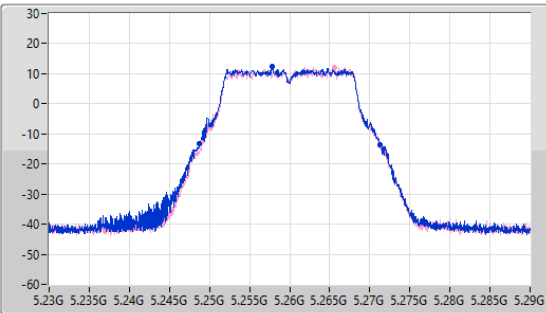
5.25-5.35GHz_802.11a_Nss1,(6Mbps)_2TX

EBW

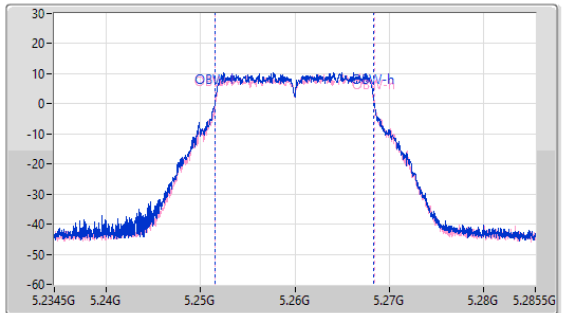
5260MHz

14/12/2022

CF: 5.26GHz
 Span: 60MHz
 RBW: 300kHz
 VBW: 1MHz
 Sweep Time: 100ms
 Detector Type: Peak



CF: 5.26GHz
 Span: 51MHz
 RBW: 200kHz
 VBW: 1MHz
 Sweep Time: 100ms
 Detector Type: Peak



26dB(Hz)	Fl-26dB(Hz)	Fh-26dB(Hz)	OBW(Hz)	Fl-OBW(Hz)	Fh-OBW(Hz)	Limit(Hz)	Port
22.53M	5.24875G	5.27128G	16.847M	5.251538G	5.268385G	Inf	1
22.26M	5.24899G	5.27125G	16.847M	5.251589G	5.268436G	Inf	2

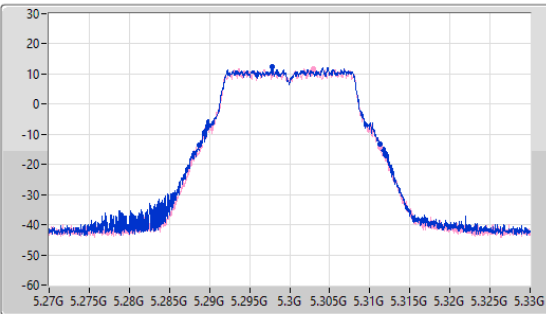
5.25-5.35GHz_802.11a_Nss1,(6Mbps)_2TX

EBW

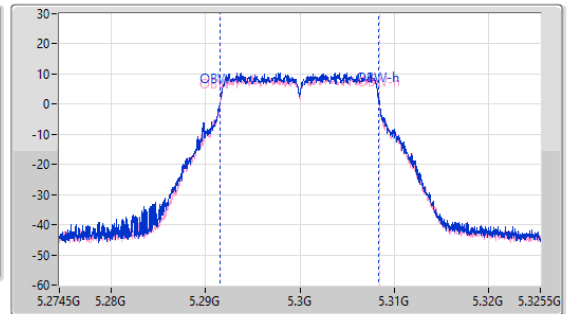
5300MHz

14/12/2022

CF: 5.3GHz
 Span: 60MHz
 RBW: 300kHz
 VBW: 1MHz
 Sweep Time: 100ms
 Detector Type: Peak



CF: 5.3GHz
 Span: 51MHz
 RBW: 200kHz
 VBW: 1MHz
 Sweep Time: 100ms
 Detector Type: Peak



26dB(Hz)	Fl-26dB(Hz)	Fh-26dB(Hz)	OBW(Hz)	Fl-OBW(Hz)	Fh-OBW(Hz)	Limit(Hz)	Port
22.56M	5.28872G	5.31128G	16.822M	5.291564G	5.308385G	Inf	1
22.32M	5.2889G	5.31122G	16.873M	5.291538G	5.308411G	Inf	2

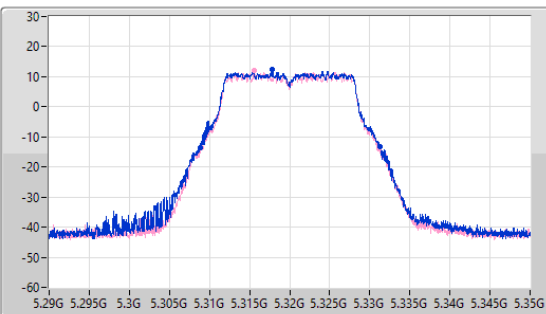
5.25-5.35GHz_802.11a_Nss1,(6Mbps)_2TX

EBW

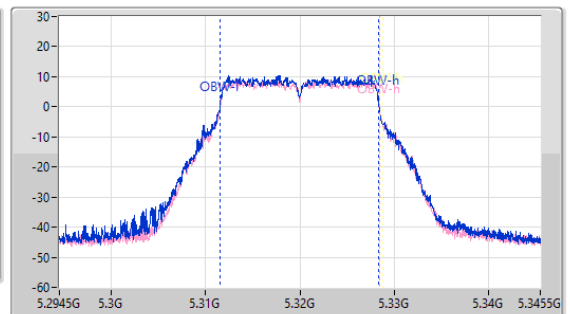
5320MHz

14/12/2022

CF: 5.32GHz
 Span: 60MHz
 RBW: 300kHz
 VBW: 1MHz
 Sweep Time: 100ms
 Detector Type: Peak



CF: 5.32GHz
 Span: 51MHz
 RBW: 200kHz
 VBW: 1MHz
 Sweep Time: 100ms
 Detector Type: Peak



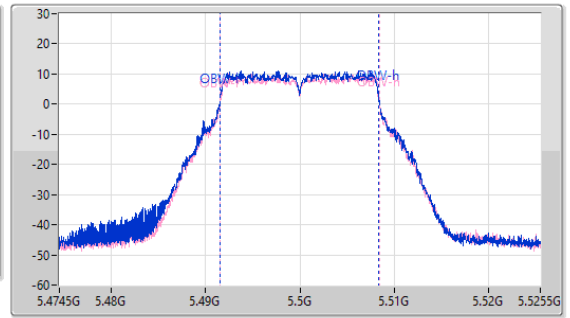
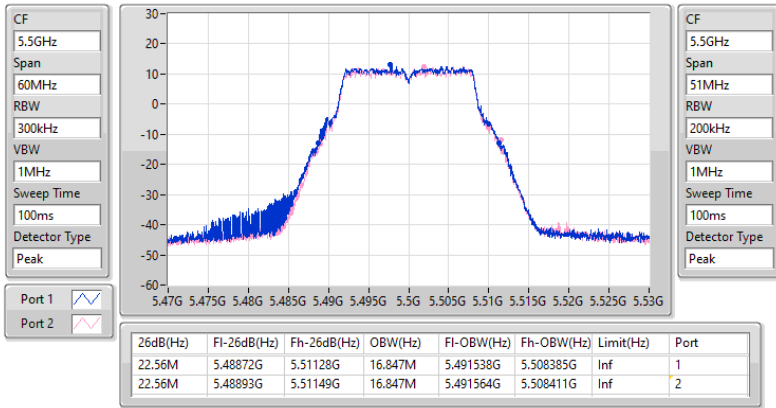
26dB(Hz)	Fl-26dB(Hz)	Fh-26dB(Hz)	OBW(Hz)	Fl-OBW(Hz)	Fh-OBW(Hz)	Limit(Hz)	Port
22.41M	5.30884G	5.33125G	16.822M	5.311538G	5.32836G	Inf	1
22.26M	5.30893G	5.33119G	16.873M	5.311538G	5.328411G	Inf	2

5.47-5.725GHz_802.11a_Nss1,(6Mbps)_2TX

EBW

5500MHz

14/12/2022

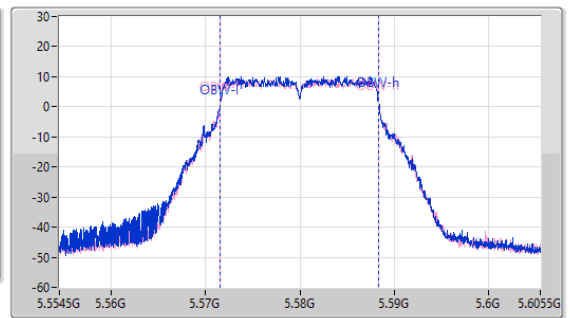
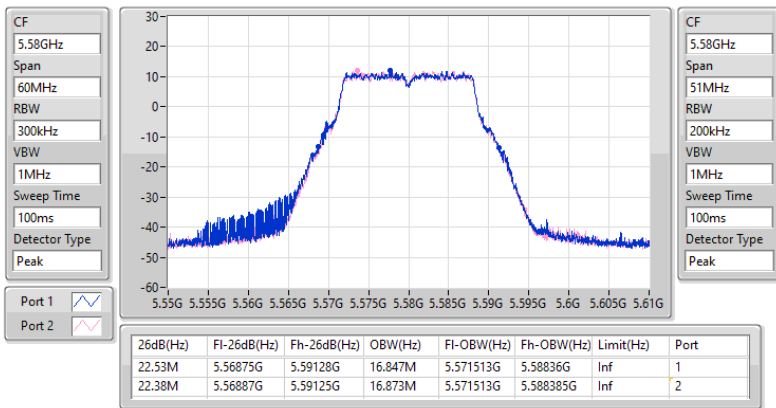


5.47-5.725GHz_802.11a_Nss1,(6Mbps)_2TX

EBW

5580MHz

14/12/2022

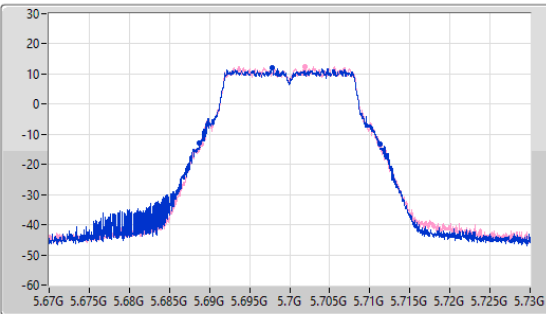


5.47-5.725GHz_802.11a_Nss1,(6Mbps)_2TX
5700MHz

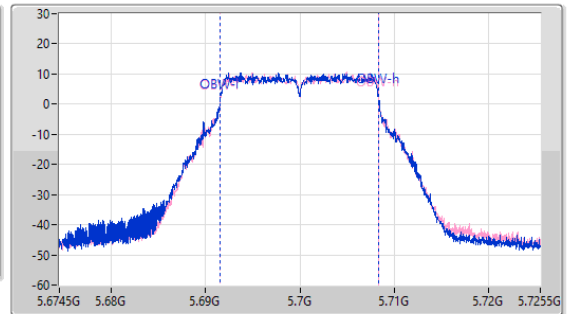
EBW

14/12/2022

CF: 5.7GHz
Span: 60MHz
RBW: 300kHz
VBW: 1MHz
Sweep Time: 100ms
Detector Type: Peak



CF: 5.7GHz
Span: 51MHz
RBW: 200kHz
VBW: 1MHz
Sweep Time: 100ms
Detector Type: Peak



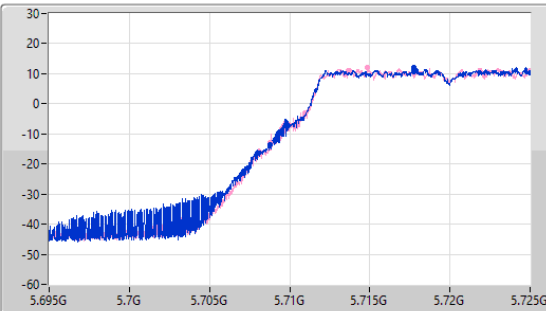
26dB(Hz)	Fl-26dB(Hz)	Fh-26dB(Hz)	OBW(Hz)	Fl-OBW(Hz)	Fh-OBW(Hz)	Limit(Hz)	Port
22.5M	5.68878G	5.71128G	16.822M	5.691538G	5.70836G	Inf	1
22.29M	5.68893G	5.71122G	16.847M	5.691538G	5.708385G	Inf	2

5.47-5.725GHz_802.11a_Nss1,(6Mbps)_2TX
5720MHz Straddle 5.47-5.725GHz

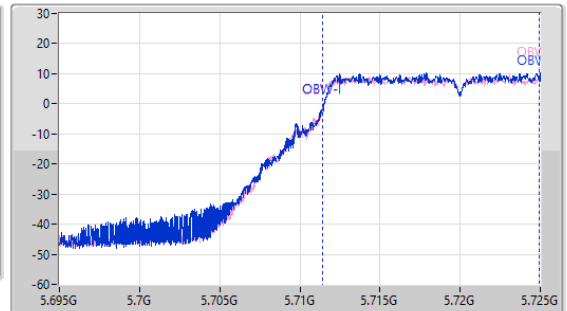
EBW

14/12/2022

CF: 5.71GHz
Span: 30MHz
RBW: 300kHz
VBW: 1MHz
Sweep Time: 100ms
Detector Type: Peak



CF: 5.71GHz
Span: 30MHz
RBW: 200kHz
VBW: 1MHz
Sweep Time: 100ms
Detector Type: Peak

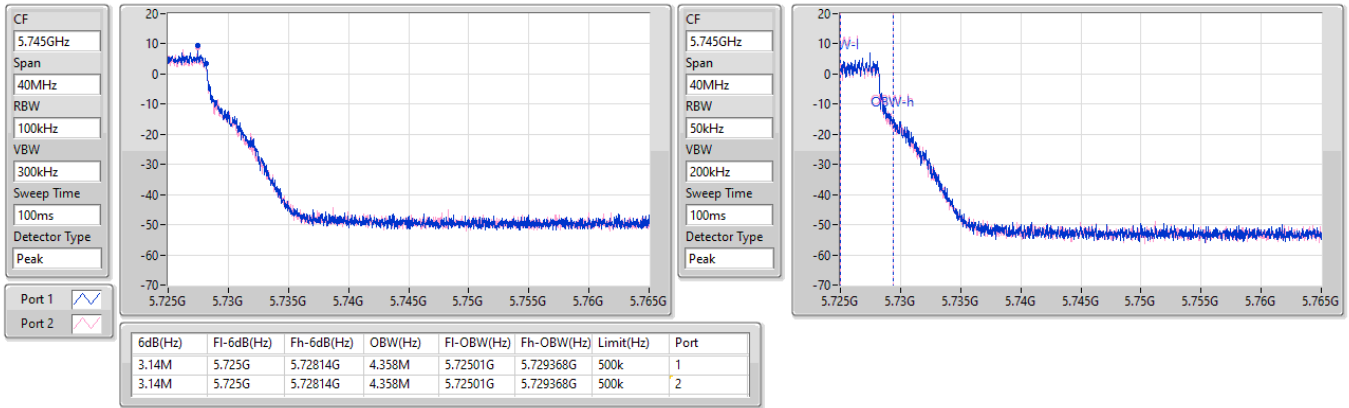


26dB(Hz)	Fl-26dB(Hz)	Fh-26dB(Hz)	OBW(Hz)	Fl-OBW(Hz)	Fh-OBW(Hz)	Limit(Hz)	Port
16.23M	5.70877G	5.725G	13.508M	5.711424G	5.724933G	Inf	1
16.215M	5.708785G	5.725G	13.568M	5.711394G	5.724963G	Inf	2

5.725-5.85GHz_802.11a_Nss1,(6Mbps)_2TX
5720MHz Straddle 5.725-5.85GHz

EBW

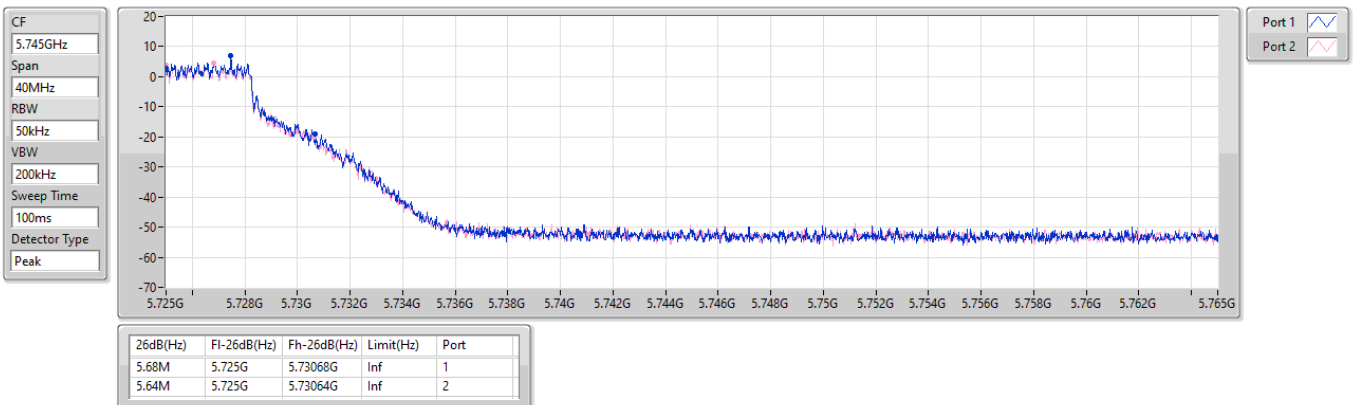
14/12/2022



5.725-5.85GHz_802.11a_Nss1,(6Mbps)_2TX
5720MHz Straddle 5.725-5.85GHz

EBW

14/12/2022

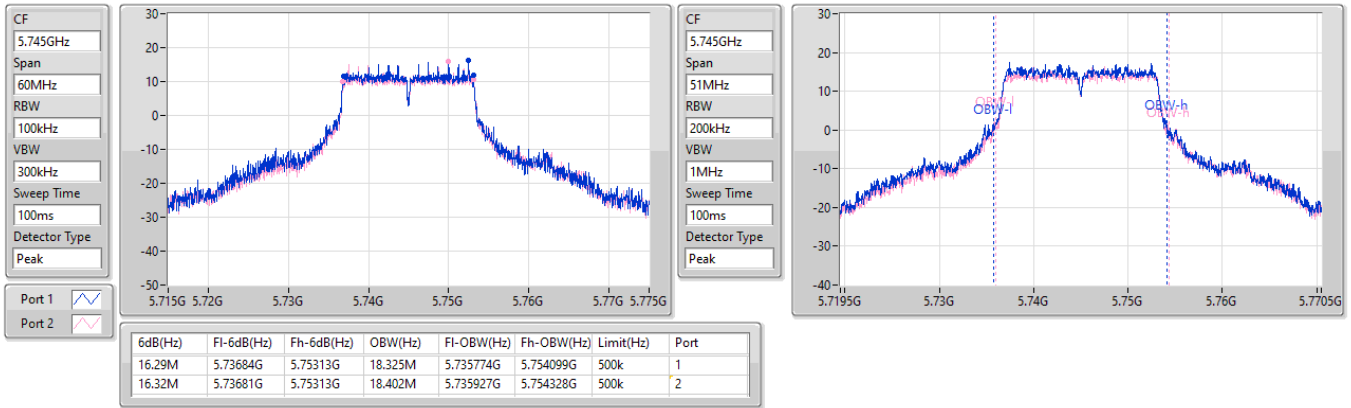


5.725-5.85GHz_802.11a_Nss1,(6Mbps)_2TX

EBW

5745MHz

14/12/2022

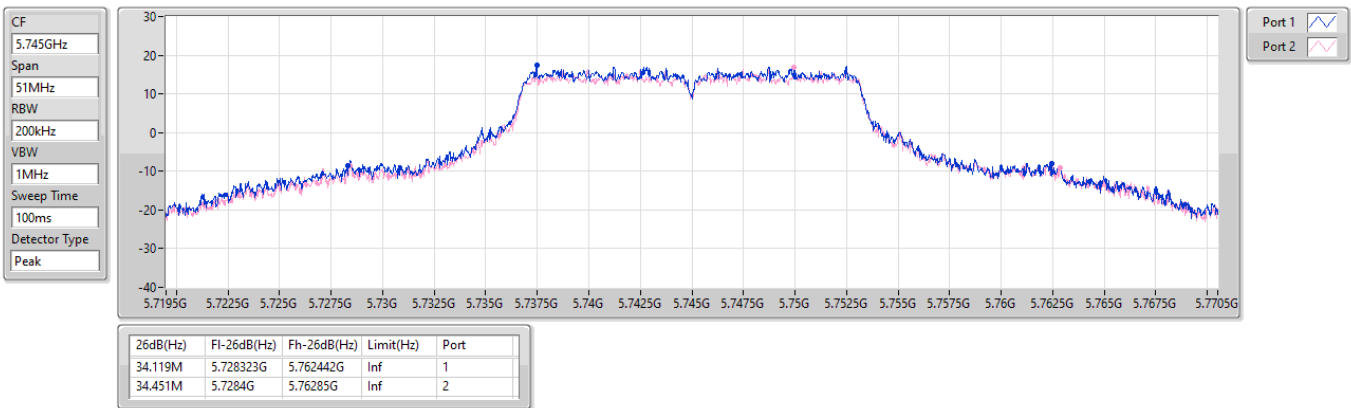


5.725-5.85GHz_802.11a_Nss1,(6Mbps)_2TX

EBW

5745MHz

14/12/2022

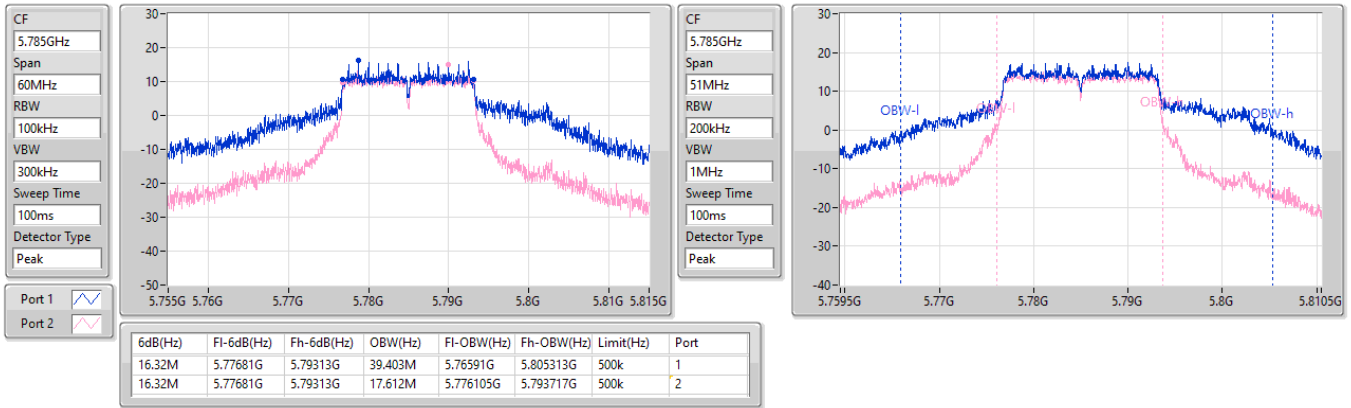


5.725-5.85GHz_802.11a_Nss1,(6Mbps)_2TX

EBW

5785MHz

14/12/2022

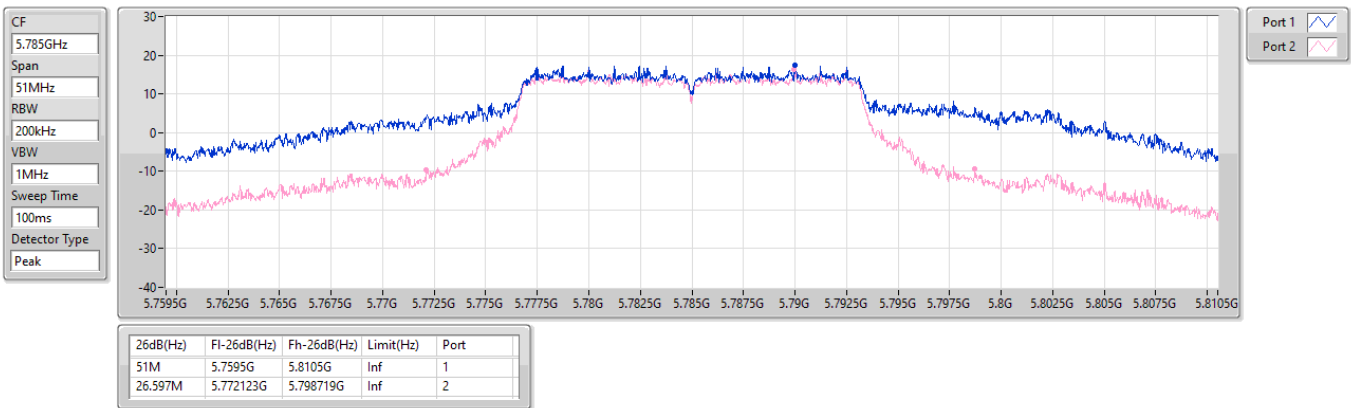


5.725-5.85GHz_802.11a_Nss1,(6Mbps)_2TX

EBW

5785MHz

14/12/2022

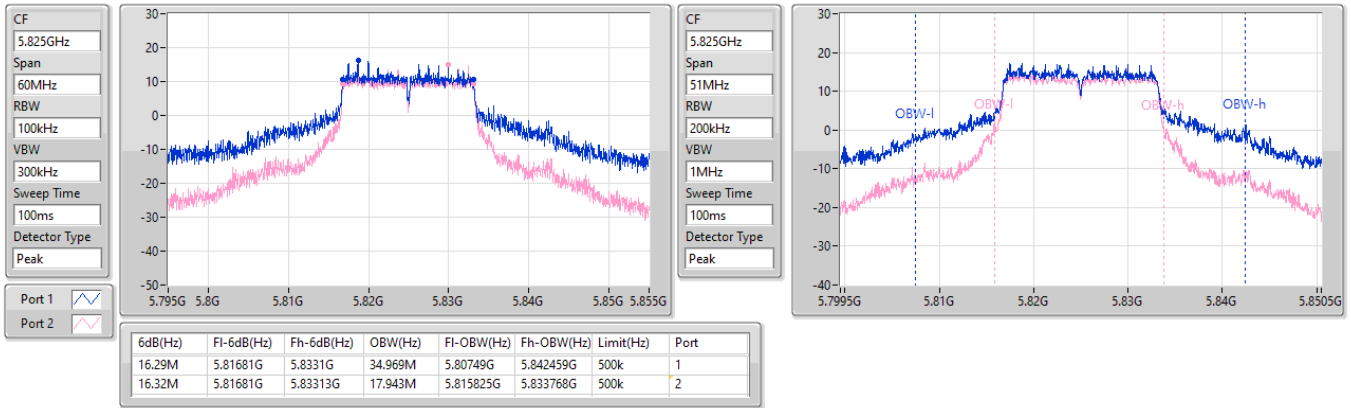


5.725-5.85GHz_802.11a_Nss1,(6Mbps)_2TX

EBW

5825MHz

14/12/2022

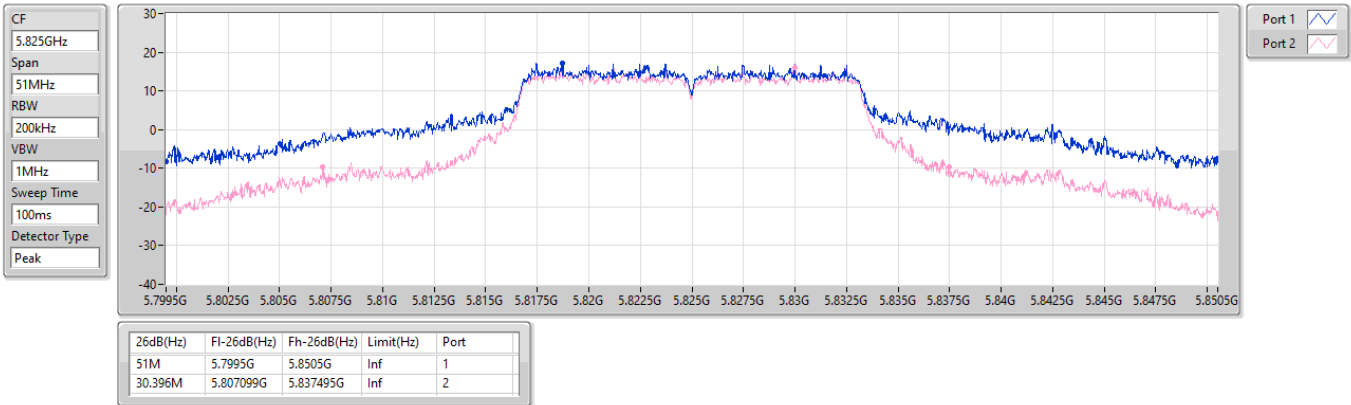


5.725-5.85GHz_802.11a_Nss1,(6Mbps)_2TX

EBW

5825MHz

14/12/2022





Summary

Mode	Max-N dB (Hz)	Max-OBW (Hz)	ITU-Code	Min-N dB (Hz)	Min-OBW (Hz)
5.15-5.25GHz	-	-	-	-	-
802.11be EHT20-BF_Nss1,(MCS0)_2TX	23.49M	19.1M	19M1D1D	22.53M	19.071M
802.11be EHT40-BF_Nss1,(MCS0)_2TX	45M	38.083M	38M1D1D	43.92M	38.025M
802.11be EHT80-BF_Nss1,(MCS0)_2TX	89.16M	78.047M	78M0D1D	87.48M	77.812M
802.11be EHT160-BF_Nss1,(MCS0)_2TX	85.04M	78.761M	78M8D1D	84.4M	78.201M
5.25-5.35GHz	-	-	-	-	-
802.11be EHT20-BF_Nss1,(MCS0)_2TX	23.28M	19.071M	19M1D1D	22.74M	19.071M
802.11be EHT40-BF_Nss1,(MCS0)_2TX	45.36M	38.083M	38M1D1D	44.16M	38.083M
802.11be EHT80-BF_Nss1,(MCS0)_2TX	87.24M	77.695M	77M7D1D	86.4M	77.577M
802.11be EHT160-BF_Nss1,(MCS0)_2TX	88.88M	78.441M	78M4D1D	88.24M	78.201M
5.47-5.725GHz	-	-	-	-	-
802.11be EHT20-BF_Nss1,(MCS0)_2TX	23.28M	19.071M	19M1D1D	16.425M	14.543M
802.11be EHT40-BF_Nss1,(MCS0)_2TX	44.58M	38.083M	38M1D1D	36.96M	33.933M
802.11be EHT80-BF_Nss1,(MCS0)_2TX	85.68M	77.93M	77M9D1D	78.375M	73.538M
802.11be EHT160-BF_Nss1,(MCS0)_2TX	168.48M	156.33M	156MD1D	166.56M	156.33M
EHT240-BF_Nss1,(MCS0)_2TX	275.04M	237.903M	238MD1D	258.24M	236.963M
5.725-5.85GHz	-	-	-	-	-
802.11be EHT20-BF_Nss1,(MCS0)_2TX	19.02M	20.276M	20M3D1D	4.5M	4.598M
802.11be EHT40-BF_Nss1,(MCS0)_2TX	38.04M	38.142M	38M1D1D	4.04M	4.298M
802.11be EHT80-BF_Nss1,(MCS0)_2TX	76.56M	77.812M	77M8D1D	4.02M	6.417M

Max-N dB = Maximum 6dB down bandwidth for 5.725-5.85GHz band / Maximum 26dB down bandwidth for other band;
 Max-OBW = Maximum 99% occupied bandwidth;
 Min-N dB = Minimum 6dB down bandwidth for 5.725-5.85GHz band / Maximum 26dB down bandwidth for other band;
 Min-OBW = Minimum 99% occupied bandwidth



Result

Mode	Result	Limit (Hz)	Port 1-N dB (Hz)	Port 1-OBW (Hz)	Port 2-N dB (Hz)	Port 2-OBW (Hz)
802.11be EHT20-BF_Nss1,(MCS0)_2TX	-	-	-	-	-	-
5180MHz	Pass	Inf	22.56M	19.071M	22.53M	19.1M
5200MHz	Pass	Inf	23.25M	19.1M	23.49M	19.071M
5240MHz	Pass	Inf	22.77M	19.1M	23.01M	19.071M
5260MHz	Pass	Inf	23.28M	19.071M	22.74M	19.071M
5300MHz	Pass	Inf	23.07M	19.071M	23.13M	19.071M
5320MHz	Pass	Inf	23.16M	19.071M	22.74M	19.071M
5500MHz	Pass	Inf	22.8M	19.071M	22.59M	19.042M
5580MHz	Pass	Inf	23.28M	19.071M	23.07M	19.042M
5700MHz	Pass	Inf	23.22M	19.042M	22.8M	19.042M
5720MHz Straddle 5.47-5.725GHz	Pass	Inf	16.605M	14.543M	16.425M	14.543M
5720MHz Straddle 5.725-5.85GHz	Pass	500k	4.52M	4.618M	4.5M	4.598M
5745MHz	Pass	500k	18.96M	19.159M	18.84M	19.159M
5785MHz	Pass	500k	18.93M	19.541M	18.84M	19.306M
5825MHz	Pass	500k	18.78M	20.276M	19.02M	19.247M
802.11be EHT40-BF_Nss1,(MCS0)_2TX	-	-	-	-	-	-
5190MHz	Pass	Inf	43.98M	38.025M	44.46M	38.083M
5230MHz	Pass	Inf	45M	38.083M	43.92M	38.083M
5270MHz	Pass	Inf	44.16M	38.083M	44.52M	38.083M
5310MHz	Pass	Inf	45.36M	38.083M	44.46M	38.083M
5510MHz	Pass	Inf	44.58M	38.083M	43.5M	38.025M
5550MHz	Pass	Inf	44.28M	38.083M	44.28M	38.025M
5670MHz	Pass	Inf	43.98M	38.025M	43.74M	38.025M
5710MHz Straddle 5.47-5.725GHz	Pass	Inf	37.1M	33.968M	36.96M	33.933M
5710MHz Straddle 5.725-5.85GHz	Pass	500k	4.04M	4.298M	4.06M	4.338M
5755MHz	Pass	500k	38.04M	38.083M	37.92M	38.025M
5795MHz	Pass	500k	38.04M	38.083M	37.32M	38.142M
802.11be EHT80-BF_Nss1,(MCS0)_2TX	-	-	-	-	-	-
5210MHz	Pass	Inf	87.48M	78.047M	89.16M	77.812M
5290MHz	Pass	Inf	87.24M	77.695M	86.4M	77.577M
5530MHz	Pass	Inf	85.56M	77.93M	85.68M	77.695M
5610MHz	Pass	Inf	85.32M	77.812M	84.24M	77.812M
5690MHz Straddle 5.47-5.725GHz	Pass	Inf	78.375M	73.613M	78.375M	73.538M
5690MHz Straddle 5.725-5.85GHz	Pass	500k	4.02M	6.437M	4.02M	6.417M
5775MHz	Pass	500k	76.32M	77.812M	76.56M	77.577M
802.11be EHT160-BF_Nss1,(MCS0)_2TX	-	-	-	-	-	-
5250MHz Straddle 5.15-5.25GHz	Pass	Inf	85.04M	78.761M	84.4M	78.201M
5250MHz Straddle 5.25-5.35GHz	Pass	Inf	88.88M	78.441M	88.24M	78.201M
5570MHz	Pass	Inf	168.48M	156.33M	166.56M	156.33M
EHT240-BF_Nss1,(MCS0)_2TX	-	-	-	-	-	-
5610MHz	Pass	Inf	258.24M	237.903M	275.04M	236.963M

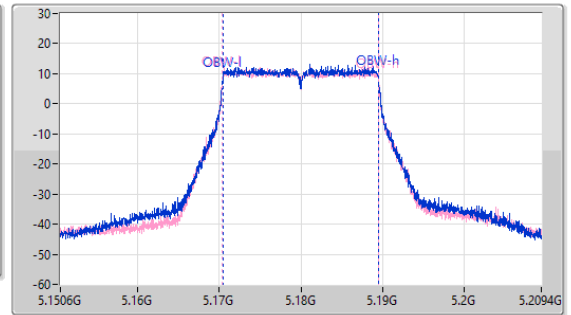
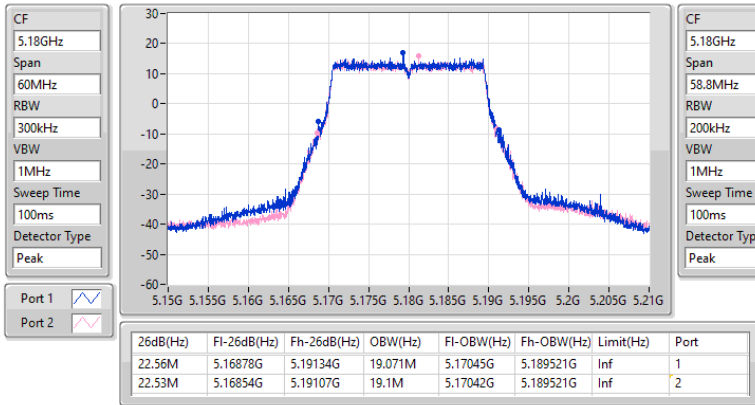
Port X-N dB = Port X 6dB down bandwidth for 5.725-5.85GHz band / 26dB down bandwidth for other band
 Port X-OBW = Port X 99% occupied bandwidth

5.15-5.25GHz_802.11be EHT20-BF_Nss1,(MCS0)_2TX

EBW

5180MHz

06/12/2022

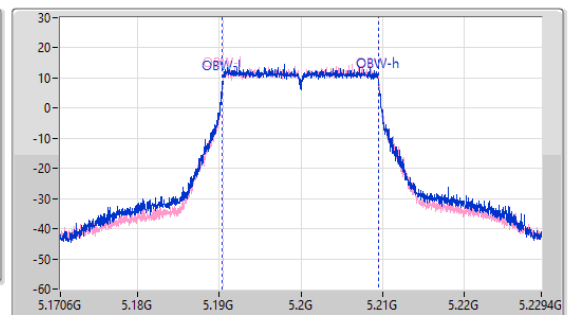
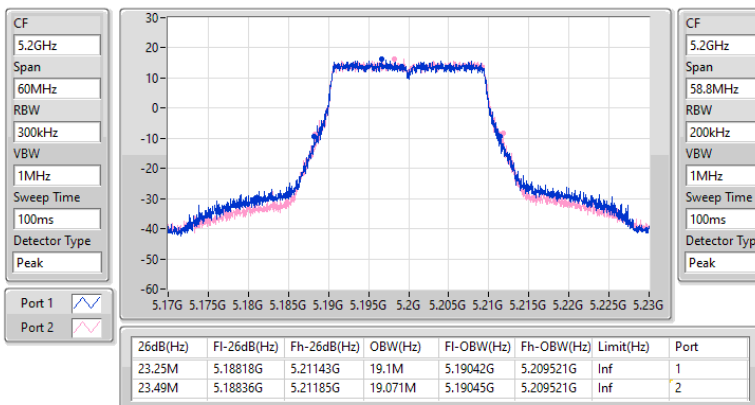


5.15-5.25GHz_802.11be EHT20-BF_Nss1,(MCS0)_2TX

EBW

5200MHz

06/12/2022

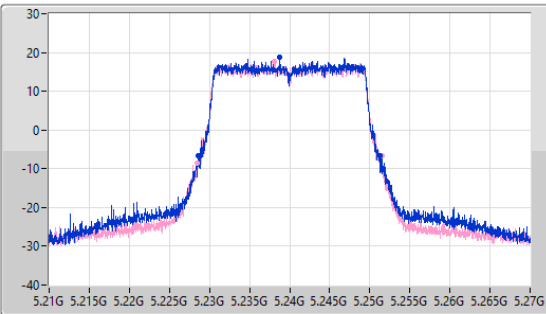


5.15-5.25GHz_802.11be EHT20-BF_Nss1,(MCS0)_2TX
5240MHz

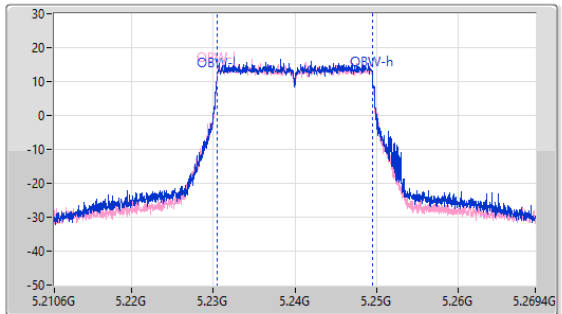
EBW

06/12/2022

CF
5.24GHz
Span
60MHz
RBW
300kHz
VBW
1MHz
Sweep Time
100ms
Detector Type
Peak
Port 1
Port 2



CF
5.24GHz
Span
58.8MHz
RBW
200kHz
VBW
1MHz
Sweep Time
100ms
Detector Type
Peak



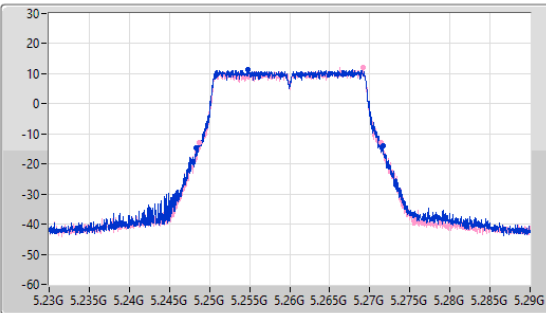
26dB(Hz)	Fl-26dB(Hz)	Fh-26dB(Hz)	OBW(Hz)	Fl-OBW(Hz)	Fh-OBW(Hz)	Limit(Hz)	Port
22.77M	5.22854G	5.25131G	19.1M	5.23045G	5.24955G	Inf	1
23.01M	5.22851G	5.25152G	19.071M	5.23045G	5.249521G	Inf	2

5.25-5.35GHz_802.11be EHT20-BF_Nss1,(MCS0)_2TX
5260MHz

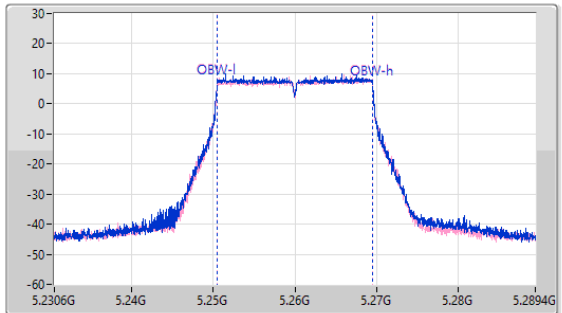
EBW

14/12/2022

CF
5.26GHz
Span
60MHz
RBW
300kHz
VBW
1MHz
Sweep Time
100ms
Detector Type
Peak
Port 1
Port 2



CF
5.26GHz
Span
58.8MHz
RBW
200kHz
VBW
1MHz
Sweep Time
100ms
Detector Type
Peak



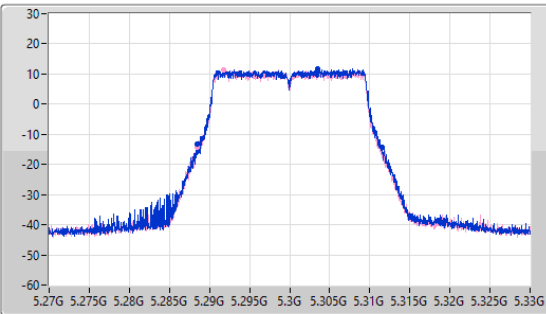
26dB(Hz)	Fl-26dB(Hz)	Fh-26dB(Hz)	OBW(Hz)	Fl-OBW(Hz)	Fh-OBW(Hz)	Limit(Hz)	Port
23.28M	5.24836G	5.27164G	19.071M	5.25045G	5.269521G	Inf	1
22.74M	5.24872G	5.27146G	19.071M	5.250479G	5.26955G	Inf	2

5.25-5.35GHz_802.11be EHT20-BF_Nss1,(MCS0)_2TX
5300MHz

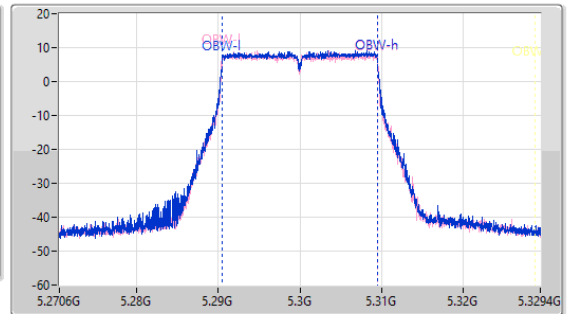
EBW

14/12/2022

CF: 5.3GHz
Span: 60MHz
RBW: 300kHz
VBW: 1MHz
Sweep Time: 100ms
Detector Type: Peak



CF: 5.3GHz
Span: 58.8MHz
RBW: 200kHz
VBW: 1MHz
Sweep Time: 100ms
Detector Type: Peak



Port 1: [Waveform icon]
Port 2: [Waveform icon]

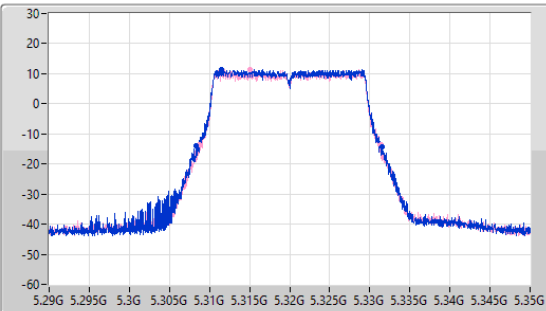
26dB(Hz)	Fl-26dB(Hz)	Fh-26dB(Hz)	OBW(Hz)	Fl-OBW(Hz)	Fh-OBW(Hz)	Limit(Hz)	Port
23.07M	5.28851G	5.31158G	19.071M	5.29045G	5.309521G	Inf	1
23.13M	5.28845G	5.31158G	19.071M	5.29045G	5.309521G	Inf	2

5.25-5.35GHz_802.11be EHT20-BF_Nss1,(MCS0)_2TX
5320MHz

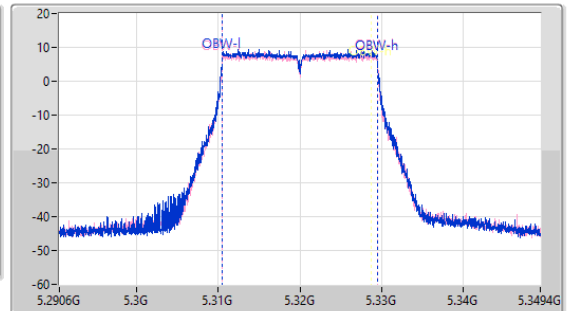
EBW

14/12/2022

CF: 5.32GHz
Span: 60MHz
RBW: 300kHz
VBW: 1MHz
Sweep Time: 100ms
Detector Type: Peak



CF: 5.32GHz
Span: 58.8MHz
RBW: 200kHz
VBW: 1MHz
Sweep Time: 100ms
Detector Type: Peak



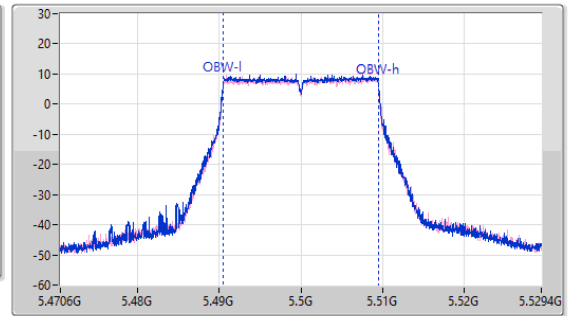
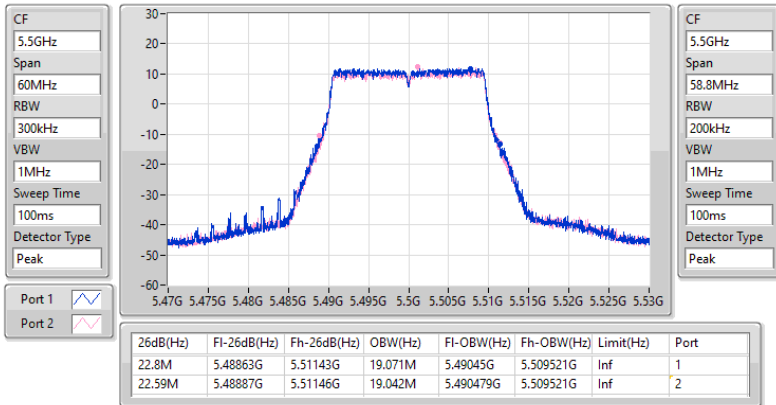
Port 1: [Waveform icon]
Port 2: [Waveform icon]

26dB(Hz)	Fl-26dB(Hz)	Fh-26dB(Hz)	OBW(Hz)	Fl-OBW(Hz)	Fh-OBW(Hz)	Limit(Hz)	Port
23.16M	5.30839G	5.33155G	19.071M	5.31045G	5.329521G	Inf	1
22.74M	5.30869G	5.33143G	19.071M	5.31045G	5.329521G	Inf	2

5.47-5.725GHz_802.11be EHT20-BF_Nss1,(MCS0)_2TX
5500MHz

EBW

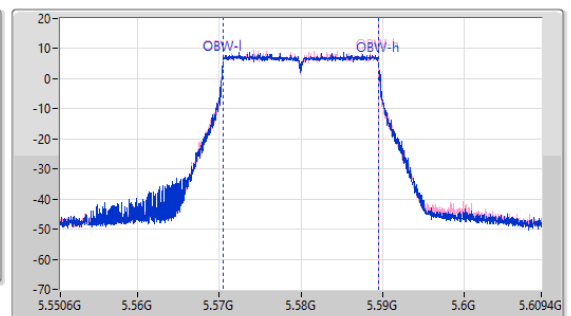
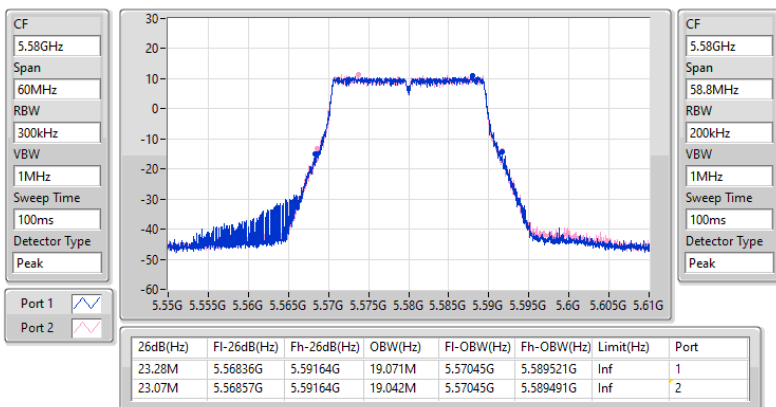
14/12/2022



5.47-5.725GHz_802.11be EHT20-BF_Nss1,(MCS0)_2TX
5580MHz

EBW

14/12/2022



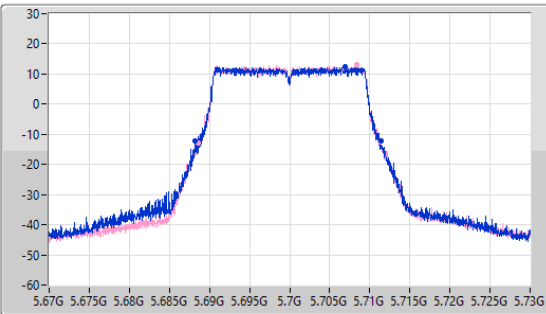
5.47-5.725GHz_802.11be EHT20-BF_Nss1,(MCS0)_2TX
5700MHz

EBW

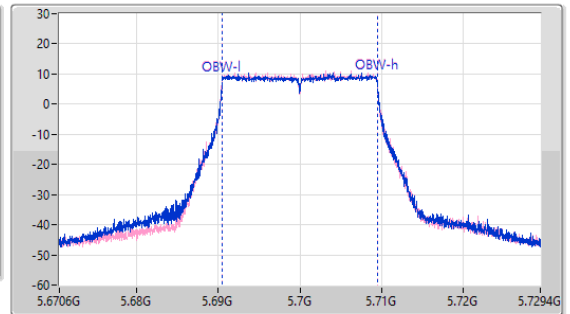
14/12/2022

CF: 5.7GHz
Span: 60MHz
RBW: 300kHz
VBW: 1MHz
Sweep Time: 100ms
Detector Type: Peak

Port 1: [Waveform icon]
Port 2: [Waveform icon]



CF: 5.7GHz
Span: 58.8MHz
RBW: 200kHz
VBW: 1MHz
Sweep Time: 100ms
Detector Type: Peak



26dB(Hz)	Fl-26dB(Hz)	Fh-26dB(Hz)	OBW(Hz)	Fl-OBW(Hz)	Fh-OBW(Hz)	Limit(Hz)	Port
23.22M	5.68821G	5.71143G	19.042M	5.69045G	5.709491G	Inf	1
22.8M	5.68854G	5.71134G	19.042M	5.69045G	5.709491G	Inf	2

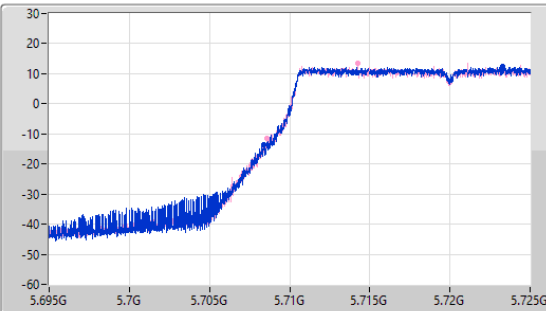
5.47-5.725GHz_802.11be EHT20-BF_Nss1,(MCS0)_2TX
5720MHz Straddle 5.47-5.725GHz

EBW

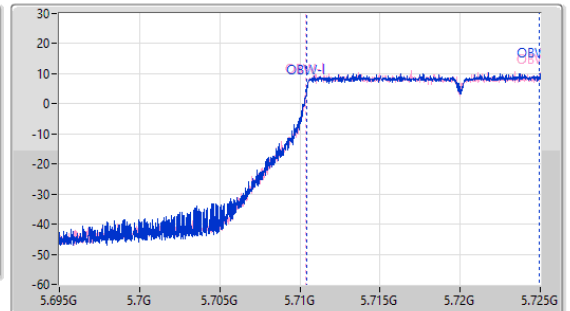
14/12/2022

CF: 5.71GHz
Span: 30MHz
RBW: 300kHz
VBW: 1MHz
Sweep Time: 100ms
Detector Type: Peak

Port 1: [Waveform icon]
Port 2: [Waveform icon]



CF: 5.71GHz
Span: 30MHz
RBW: 200kHz
VBW: 1MHz
Sweep Time: 100ms
Detector Type: Peak

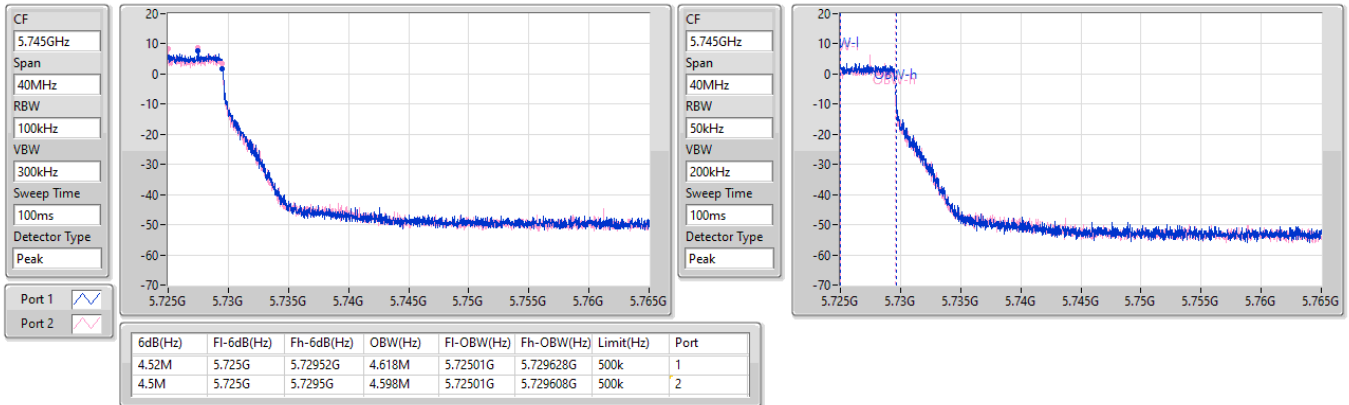


26dB(Hz)	Fl-26dB(Hz)	Fh-26dB(Hz)	OBW(Hz)	Fl-OBW(Hz)	Fh-OBW(Hz)	Limit(Hz)	Port
16.605M	5.708395G	5.725G	14.543M	5.710405G	5.724948G	Inf	1
16.425M	5.708575G	5.725G	14.543M	5.71039G	5.724933G	Inf	2

5.725-5.85GHz_802.11be EHT20-BF_Nss1,(MCS0)_2TX
5720MHz Straddle 5.725-5.85GHz

EBW

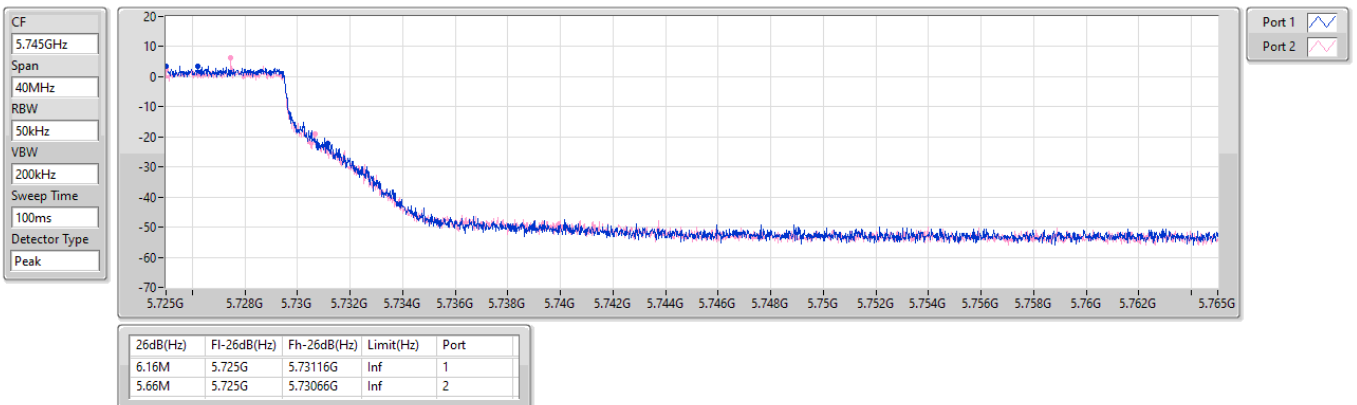
14/12/2022



5.725-5.85GHz_802.11be EHT20-BF_Nss1,(MCS0)_2TX
5720MHz Straddle 5.725-5.85GHz

EBW

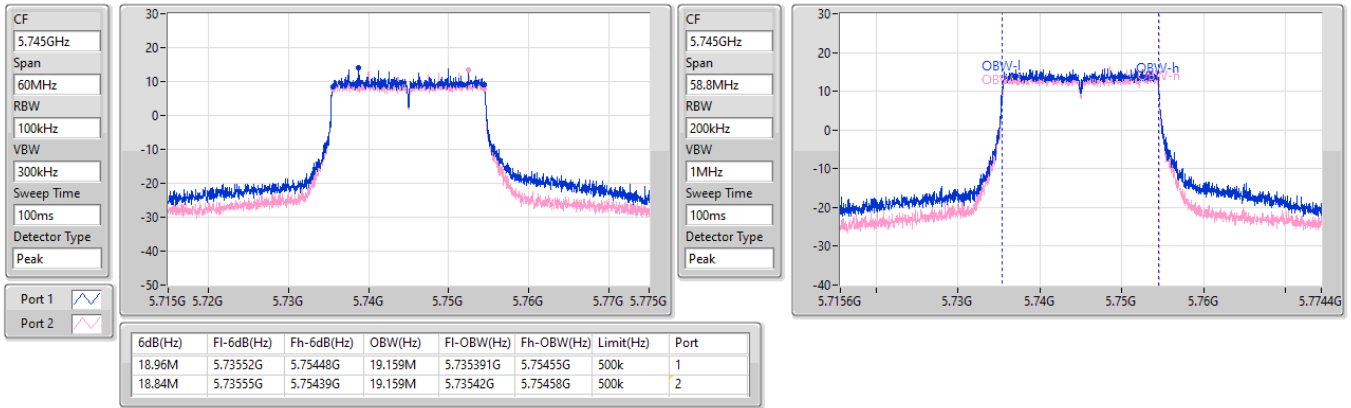
14/12/2022



5.725-5.85GHz_802.11be EHT20-BF_Nss1,(MCS0)_2TX
5745MHz

EBW

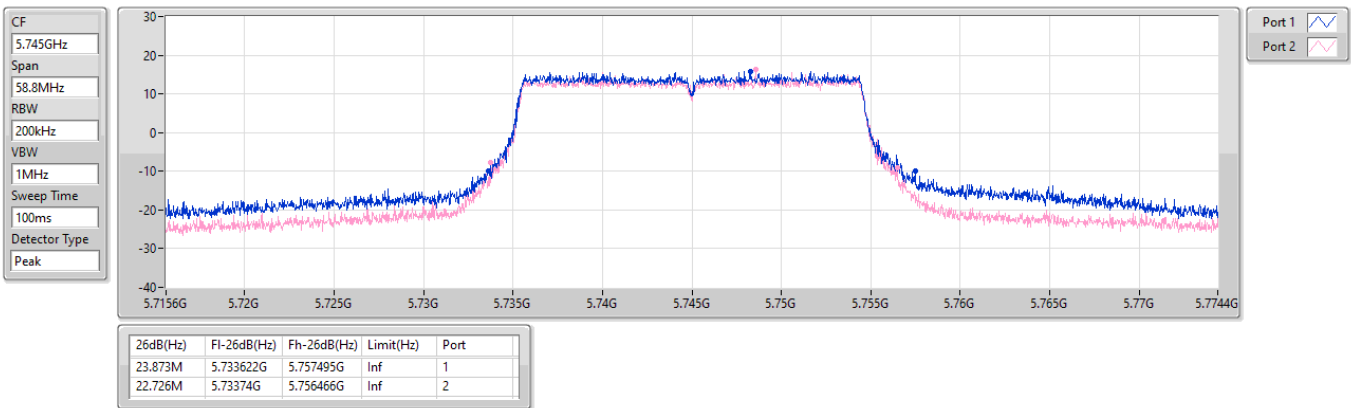
06/12/2022



5.725-5.85GHz_802.11be EHT20-BF_Nss1,(MCS0)_2TX
5745MHz

EBW

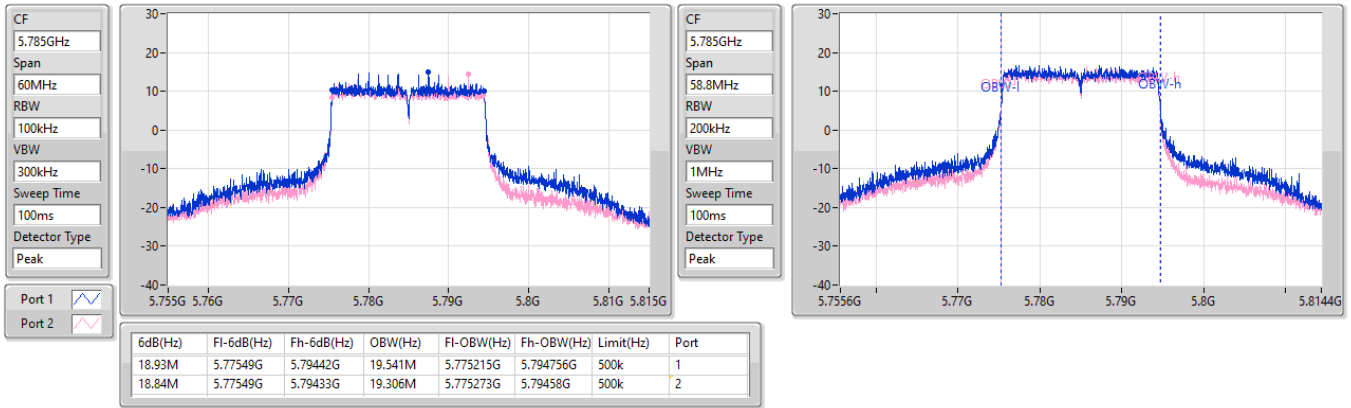
06/12/2022



5.725-5.85GHz_802.11be EHT20-BF_Nss1,(MCS0)_2TX
5785MHz

EBW

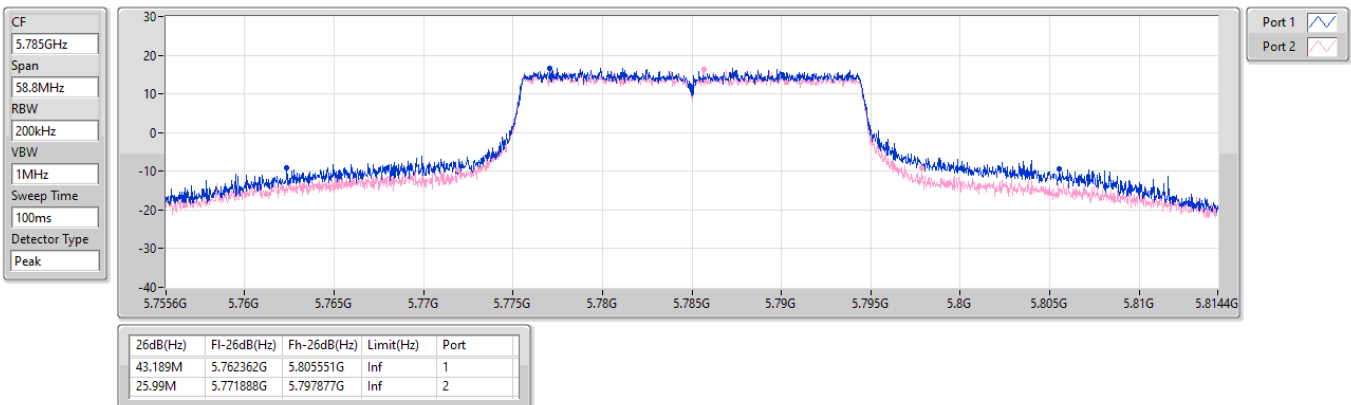
06/12/2022



5.725-5.85GHz_802.11be EHT20-BF_Nss1,(MCS0)_2TX
5785MHz

EBW

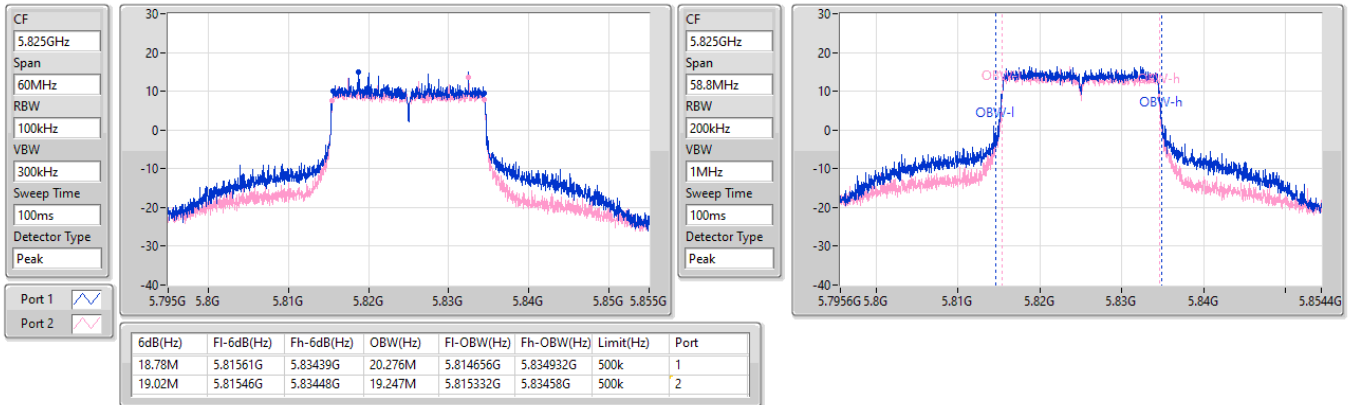
06/12/2022



5.725-5.85GHz_802.11be EHT20-BF_Nss1,(MCS0)_2TX
5825MHz

EBW

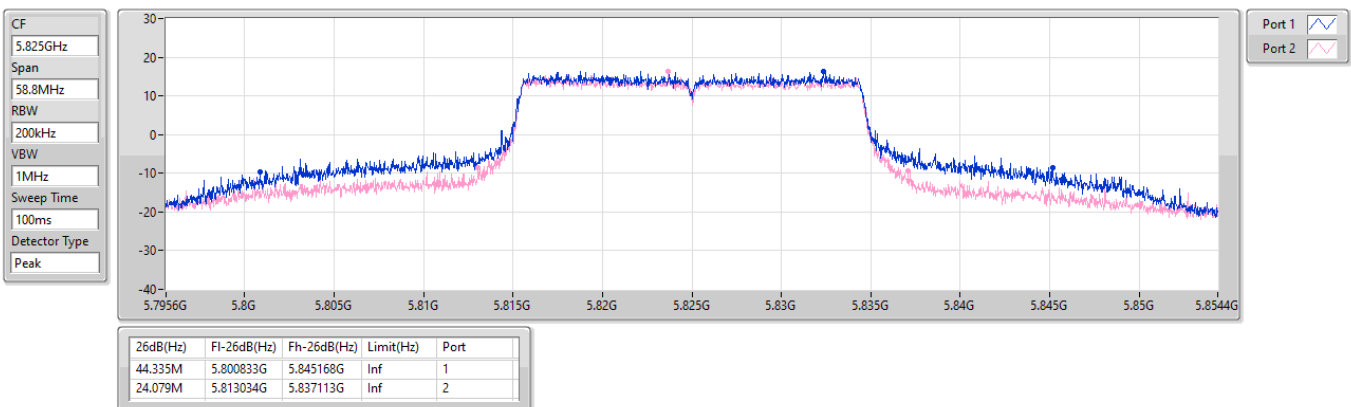
06/12/2022



5.725-5.85GHz_802.11be EHT20-BF_Nss1,(MCS0)_2TX
5825MHz

EBW

06/12/2022

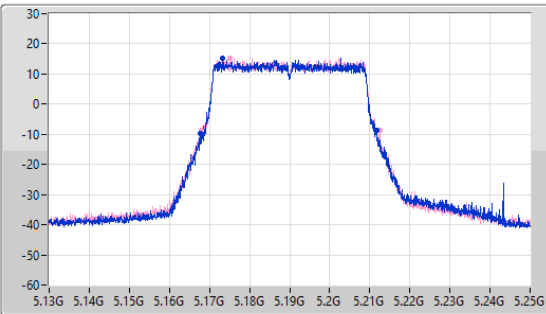


5.15-5.25GHz_802.11be EHT40-BF_Nss1,(MCS0)_2TX
5190MHz

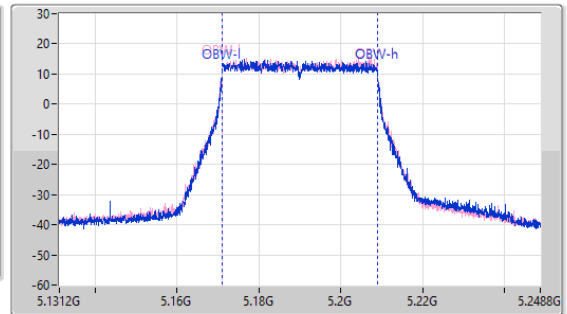
EBW

06/12/2022

CF
5.19GHz
Span
120MHz
RBW
500kHz
VBW
2MHz
Sweep Time
100ms
Detector Type
Peak



CF
5.19GHz
Span
117.6MHz
RBW
500kHz
VBW
2MHz
Sweep Time
100ms
Detector Type
Peak



Port 1
Port 2

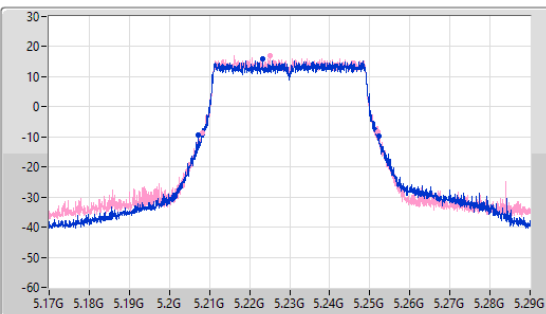
26dB(Hz)	Fl-26dB(Hz)	Fh-26dB(Hz)	OBW(Hz)	Fl-OBW(Hz)	Fh-OBW(Hz)	Limit(Hz)	Port
43.98M	5.1678G	5.21178G	38.025M	5.170958G	5.208983G	Inf	1
44.46M	5.16798G	5.21244G	38.083M	5.170958G	5.209042G	Inf	2

5.15-5.25GHz_802.11be EHT40-BF_Nss1,(MCS0)_2TX
5230MHz

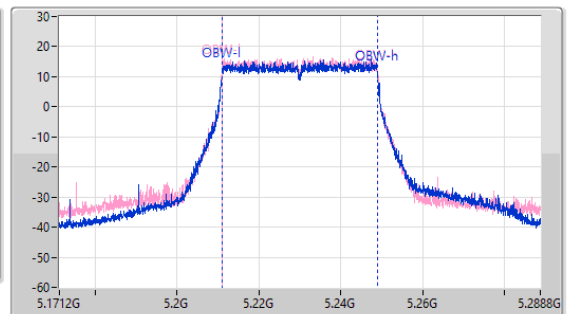
EBW

06/12/2022

CF
5.23GHz
Span
120MHz
RBW
500kHz
VBW
2MHz
Sweep Time
100ms
Detector Type
Peak



CF
5.23GHz
Span
117.6MHz
RBW
500kHz
VBW
2MHz
Sweep Time
100ms
Detector Type
Peak



Port 1
Port 2

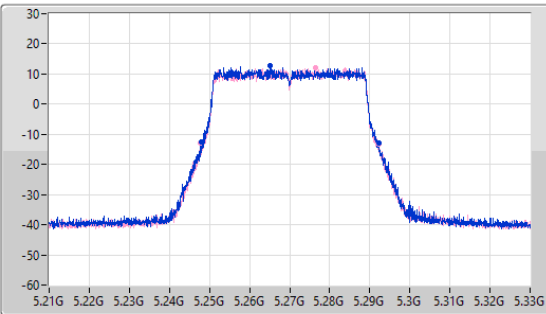
26dB(Hz)	Fl-26dB(Hz)	Fh-26dB(Hz)	OBW(Hz)	Fl-OBW(Hz)	Fh-OBW(Hz)	Limit(Hz)	Port
45M	5.2072G	5.2522G	38.083M	5.210958G	5.249042G	Inf	1
43.92M	5.20822G	5.25214G	38.083M	5.210958G	5.249042G	Inf	2

5.25-5.35GHz_802.11be EHT40-BF_Nss1,(MCS0)_2TX
5270MHz

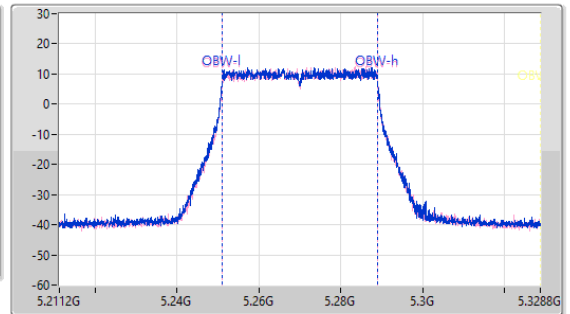
EBW

14/12/2022

CF
5.27GHz
Span
120MHz
RBW
500kHz
VBW
2MHz
Sweep Time
100ms
Detector Type
Peak



CF
5.27GHz
Span
117.6MHz
RBW
500kHz
VBW
2MHz
Sweep Time
100ms
Detector Type
Peak



Port 1
Port 2

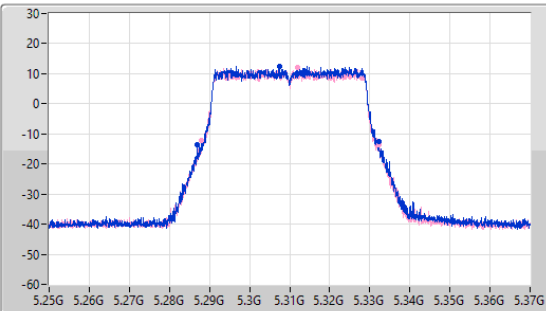
26dB(Hz)	Fl-26dB(Hz)	Fh-26dB(Hz)	OBW(Hz)	Fl-OBW(Hz)	Fh-OBW(Hz)	Limit(Hz)	Port
44.16M	5.2481G	5.29226G	38.083M	5.250958G	5.289042G	Inf	1
44.52M	5.24768G	5.2922G	38.083M	5.250958G	5.289042G	Inf	2

5.25-5.35GHz_802.11be EHT40-BF_Nss1,(MCS0)_2TX
5310MHz

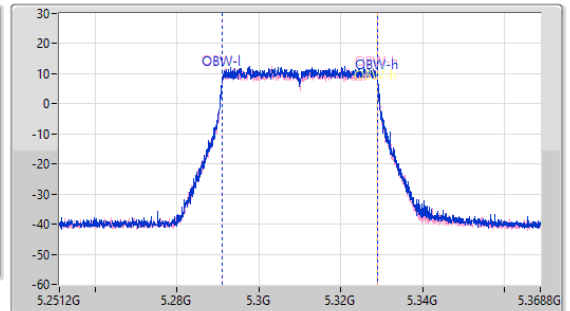
EBW

14/12/2022

CF
5.31GHz
Span
120MHz
RBW
500kHz
VBW
2MHz
Sweep Time
100ms
Detector Type
Peak



CF
5.31GHz
Span
117.6MHz
RBW
500kHz
VBW
2MHz
Sweep Time
100ms
Detector Type
Peak



Port 1
Port 2

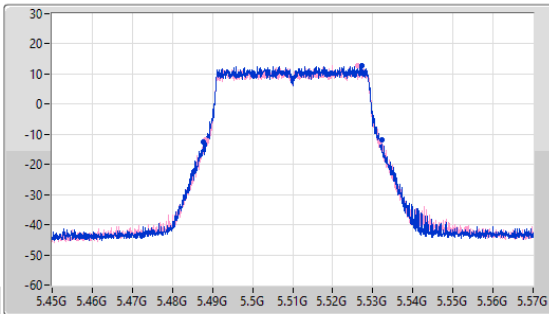
26dB(Hz)	Fl-26dB(Hz)	Fh-26dB(Hz)	OBW(Hz)	Fl-OBW(Hz)	Fh-OBW(Hz)	Limit(Hz)	Port
45.36M	5.28696G	5.33232G	38.083M	5.290958G	5.329042G	Inf	1
44.46M	5.28792G	5.33238G	38.083M	5.290958G	5.329042G	Inf	2

5.47-5.725GHz_802.11be EHT40-BF_Nss1,(MCS0)_2TX
5510MHz

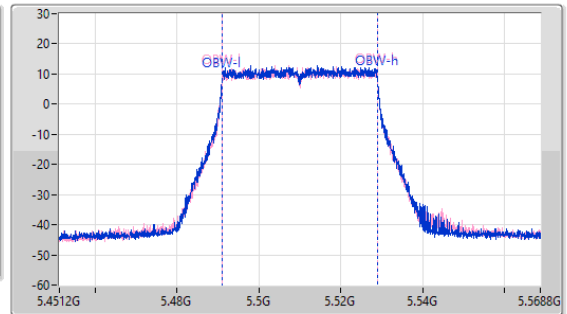
EBW

14/12/2022

CF
5.51GHz
Span
120MHz
RBW
500kHz
VBW
2MHz
Sweep Time
100ms
Detector Type
Peak



CF
5.51GHz
Span
117.6MHz
RBW
500kHz
VBW
2MHz
Sweep Time
100ms
Detector Type
Peak



Port 1
Port 2

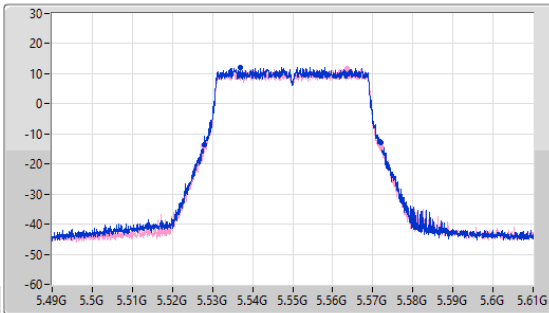
26dB(Hz)	Fl-26dB(Hz)	Fh-26dB(Hz)	OBW(Hz)	Fl-OBW(Hz)	Fh-OBW(Hz)	Limit(Hz)	Port
44.58M	5.48768G	5.53226G	38.083M	5.490958G	5.529042G	Inf	1
43.5M	5.48834G	5.53184G	38.025M	5.491017G	5.529042G	Inf	2

5.47-5.725GHz_802.11be EHT40-BF_Nss1,(MCS0)_2TX
5550MHz

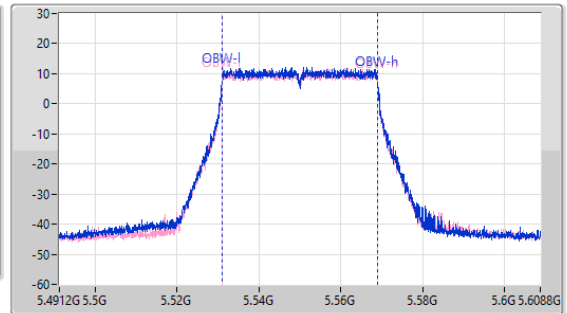
EBW

14/12/2022

CF
5.55GHz
Span
120MHz
RBW
500kHz
VBW
2MHz
Sweep Time
100ms
Detector Type
Peak



CF
5.55GHz
Span
117.6MHz
RBW
500kHz
VBW
2MHz
Sweep Time
100ms
Detector Type
Peak



Port 1
Port 2

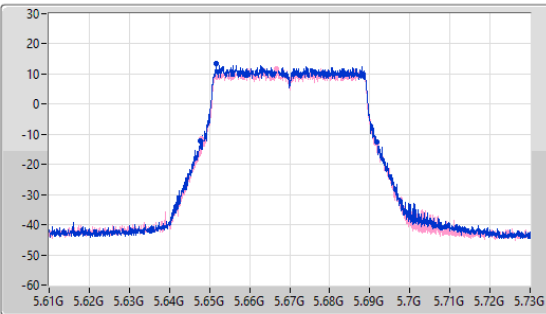
26dB(Hz)	Fl-26dB(Hz)	Fh-26dB(Hz)	OBW(Hz)	Fl-OBW(Hz)	Fh-OBW(Hz)	Limit(Hz)	Port
44.28M	5.52786G	5.57214G	38.083M	5.530958G	5.569042G	Inf	1
44.28M	5.52774G	5.57202G	38.025M	5.530958G	5.568983G	Inf	2

5.47-5.725GHz_802.11be EHT40-BF_Nss1,(MCS0)_2TX
5670MHz

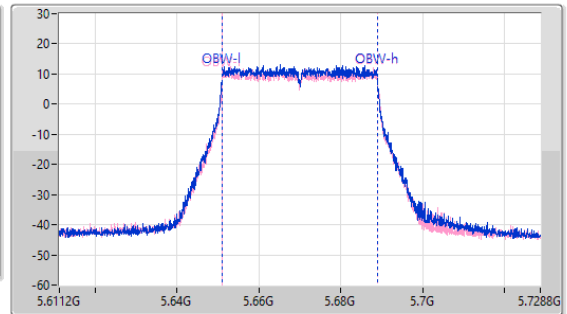
EBW

14/12/2022

CF
5.67GHz
Span
120MHz
RBW
500kHz
VBW
2MHz
Sweep Time
100ms
Detector Type
Peak



CF
5.67GHz
Span
117.6MHz
RBW
500kHz
VBW
2MHz
Sweep Time
100ms
Detector Type
Peak



Port 1
Port 2

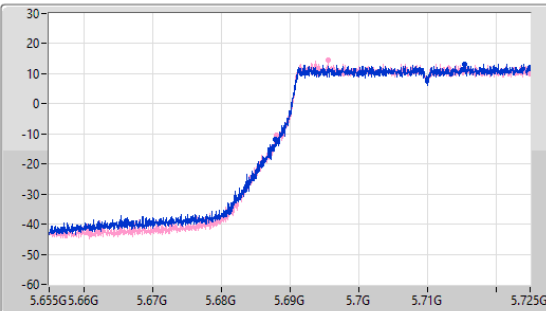
26dB(Hz)	Fl-26dB(Hz)	Fh-26dB(Hz)	OBW(Hz)	Fl-OBW(Hz)	Fh-OBW(Hz)	Limit(Hz)	Port
43.98M	5.64774G	5.69172G	38.025M	5.650958G	5.688983G	Inf	1
43.74M	5.64804G	5.69178G	38.025M	5.650958G	5.688983G	Inf	2

5.47-5.725GHz_802.11be EHT40-BF_Nss1,(MCS0)_2TX
5710MHz Straddle 5.47-5.725GHz

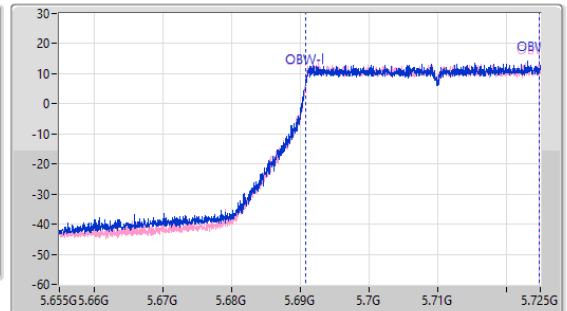
EBW

14/12/2022

CF
5.69GHz
Span
70MHz
RBW
500kHz
VBW
2MHz
Sweep Time
100ms
Detector Type
Peak



CF
5.69GHz
Span
70MHz
RBW
500kHz
VBW
2MHz
Sweep Time
100ms
Detector Type
Peak



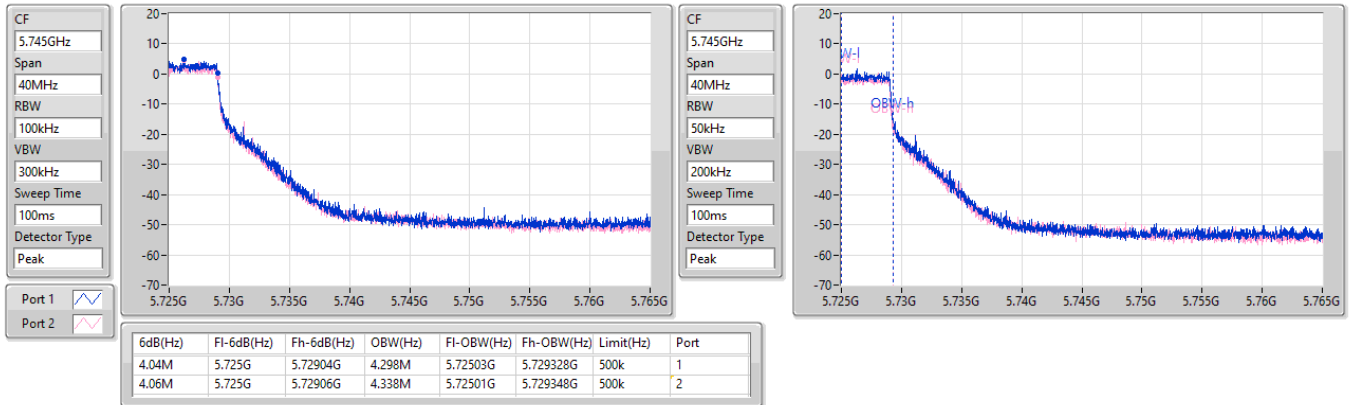
Port 1
Port 2

26dB(Hz)	Fl-26dB(Hz)	Fh-26dB(Hz)	OBW(Hz)	Fl-OBW(Hz)	Fh-OBW(Hz)	Limit(Hz)	Port
37.1M	5.6879G	5.725G	33.968M	5.69091G	5.724878G	Inf	1
36.96M	5.68804G	5.725G	33.933M	5.69091G	5.724843G	Inf	2

5.725-5.85GHz_802.11be EHT40-BF_Nss1,(MCS0)_2TX
5710MHz Straddle 5.725-5.85GHz

EBW

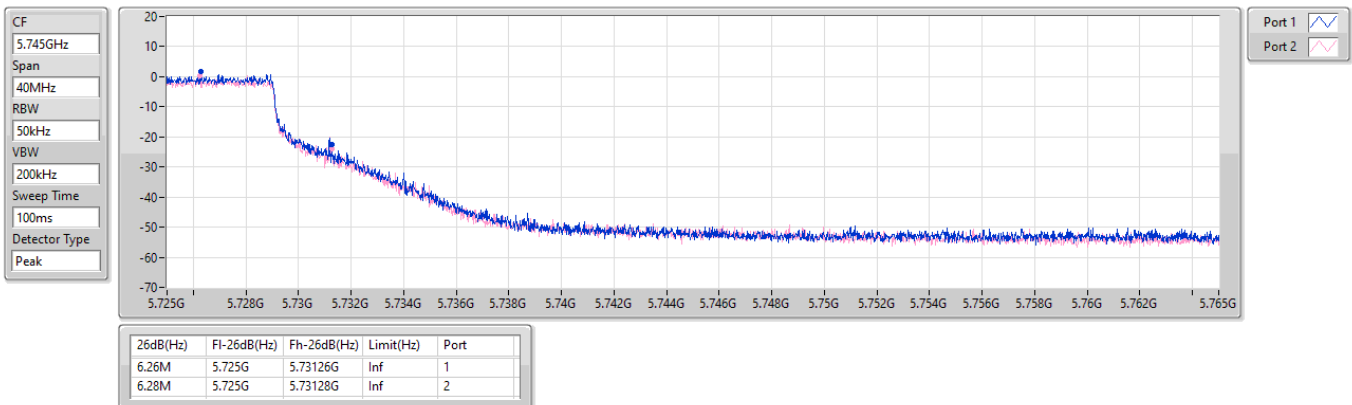
14/12/2022



5.725-5.85GHz_802.11be EHT40-BF_Nss1,(MCS0)_2TX
5710MHz Straddle 5.725-5.85GHz

EBW

14/12/2022

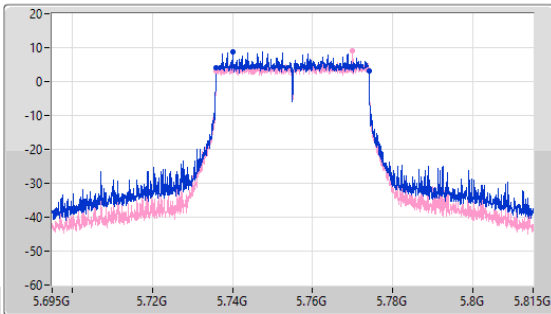


5.725-5.85GHz_802.11be EHT40-BF_Nss1,(MCS0)_2TX
5755MHz

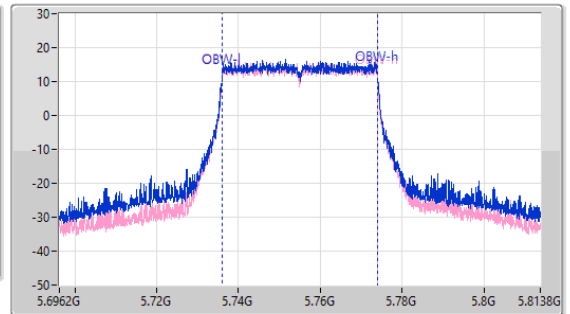
EBW

06/12/2022

CF
5.755GHz
Span
120MHz
RBW
100kHz
VBW
300kHz
Sweep Time
100ms
Detector Type
Peak



CF
5.755GHz
Span
117.6MHz
RBW
500kHz
VBW
2MHz
Sweep Time
100ms
Detector Type
Peak



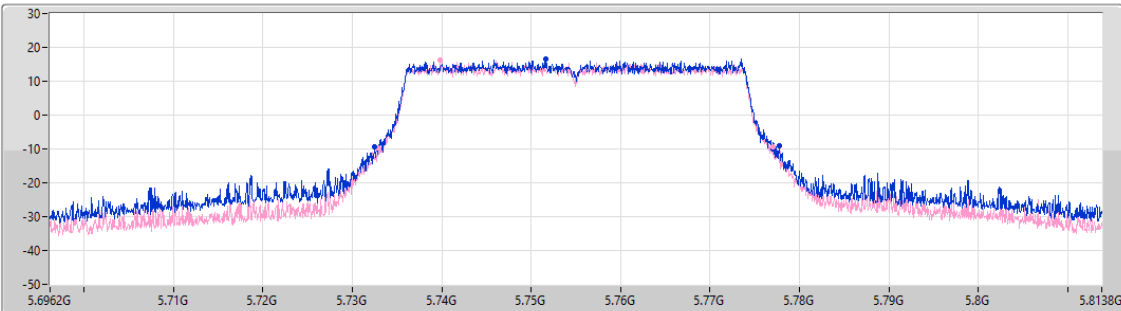
6dB(Hz)	Fl-6dB(Hz)	Fh-6dB(Hz)	OBW(Hz)	Fl-OBW(Hz)	Fh-OBW(Hz)	Limit(Hz)	Port
38.04M	5.73598G	5.77402G	38.083M	5.735958G	5.774042G	500k	1
37.92M	5.73592G	5.77384G	38.025M	5.735958G	5.773983G	500k	2

5.725-5.85GHz_802.11be EHT40-BF_Nss1,(MCS0)_2TX
5755MHz

EBW

06/12/2022

CF
5.755GHz
Span
117.6MHz
RBW
500kHz
VBW
2MHz
Sweep Time
100ms
Detector Type
Peak



Port 1
Port 2

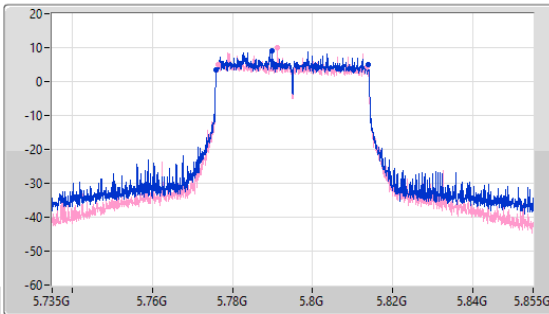
26dB(Hz)	Fl-26dB(Hz)	Fh-26dB(Hz)	Limit(Hz)	Port
45.217M	5.732538G	5.777756G	Inf	1
44.159M	5.732832G	5.776991G	Inf	2

5.725-5.85GHz_802.11be EHT40-BF_Nss1,(MCS0)_2TX
5795MHz

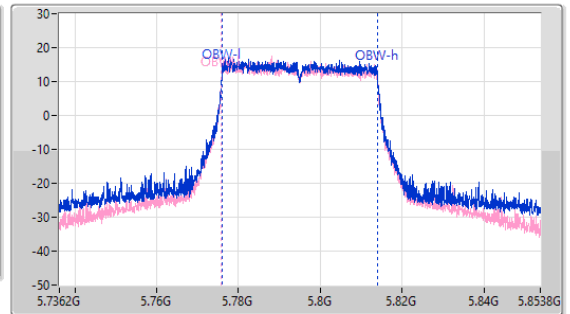
EBW

06/12/2022

CF
5.795GHz
Span
120MHz
RBW
100kHz
VBW
300kHz
Sweep Time
100ms
Detector Type
Peak



CF
5.795GHz
Span
117.6MHz
RBW
500kHz
VBW
2MHz
Sweep Time
100ms
Detector Type
Peak



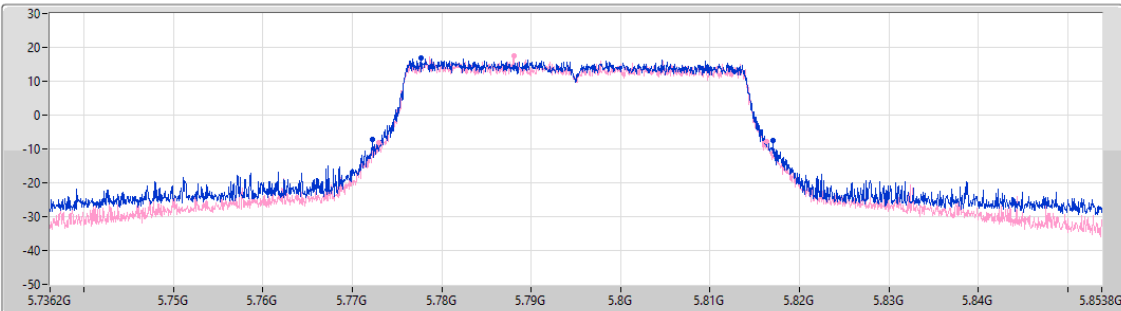
6dB(Hz)	Fl-6dB(Hz)	Fh-6dB(Hz)	OBW(Hz)	Fl-OBW(Hz)	Fh-OBW(Hz)	Limit(Hz)	Port
38.04M	5.77592G	5.81396G	38.083M	5.7759G	5.813983G	500k	1
37.32M	5.7764G	5.81372G	38.142M	5.775841G	5.813983G	500k	2

5.725-5.85GHz_802.11be EHT40-BF_Nss1,(MCS0)_2TX
5795MHz

EBW

06/12/2022

CF
5.795GHz
Span
117.6MHz
RBW
500kHz
VBW
2MHz
Sweep Time
100ms
Detector Type
Peak



Port 1
Port 2

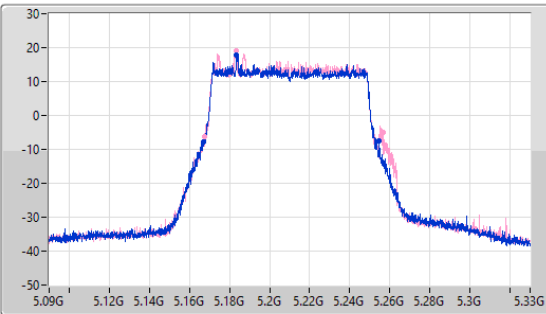
26dB(Hz)	Fl-26dB(Hz)	Fh-26dB(Hz)	Limit(Hz)	Port
44.806M	5.772244G	5.81705G	Inf	1
43.394M	5.77295G	5.816344G	Inf	2

5.15-5.25GHz_802.11be EHT80-BF_Nss1,(MCS0)_2TX
5210MHz

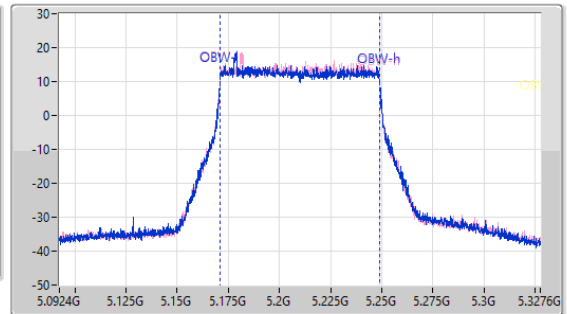
EBW

06/12/2022

CF
5.21GHz
Span
240MHz
RBW
1MHz
VBW
3MHz
Sweep Time
100ms
Detector Type
Peak



CF
5.21GHz
Span
235.2MHz
RBW
1MHz
VBW
3MHz
Sweep Time
100ms
Detector Type
Peak



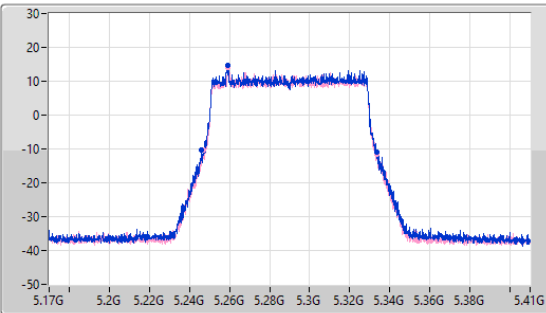
26dB(Hz)	Fl-26dB(Hz)	Fh-26dB(Hz)	OBW(Hz)	Fl-OBW(Hz)	Fh-OBW(Hz)	Limit(Hz)	Port
87.48M	5.16716G	5.25464G	78.047M	5.170976G	5.249024G	Inf	1
89.16M	5.16752G	5.25668G	77.812M	5.171094G	5.248906G	Inf	2

5.25-5.35GHz_802.11be EHT80-BF_Nss1,(MCS0)_2TX
5290MHz

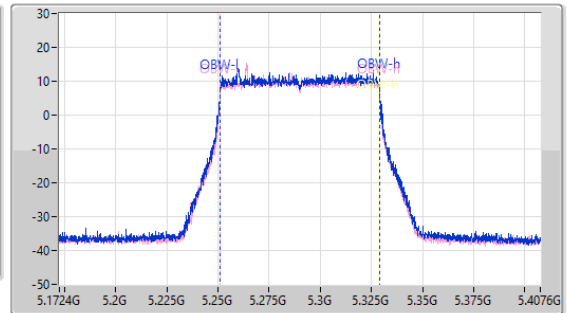
EBW

14/12/2022

CF
5.29GHz
Span
240MHz
RBW
1MHz
VBW
3MHz
Sweep Time
100ms
Detector Type
Peak



CF
5.29GHz
Span
235.2MHz
RBW
1MHz
VBW
3MHz
Sweep Time
100ms
Detector Type
Peak



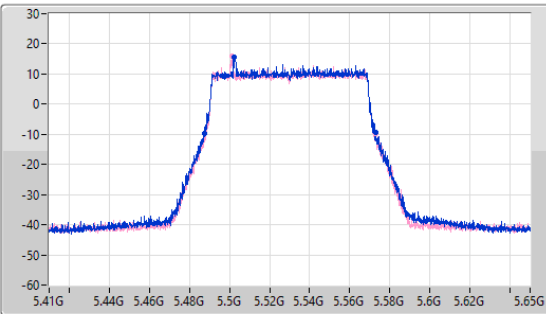
26dB(Hz)	Fl-26dB(Hz)	Fh-26dB(Hz)	OBW(Hz)	Fl-OBW(Hz)	Fh-OBW(Hz)	Limit(Hz)	Port
87.24M	5.24608G	5.33332G	77.695M	5.251211G	5.328906G	Inf	1
86.4M	5.24692G	5.33332G	77.577M	5.251211G	5.328789G	Inf	2

5.47-5.725GHz_802.11be EHT80-BF_Nss1,(MCS0)_2TX
5530MHz

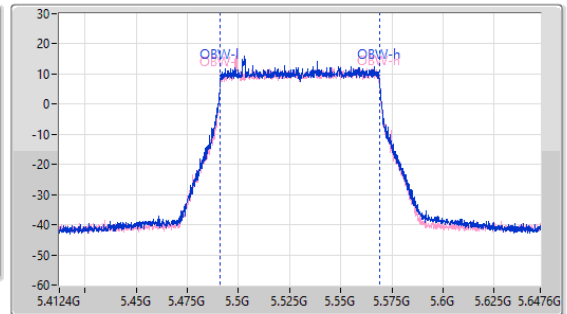
EBW

14/12/2022

CF: 5.53GHz
Span: 240MHz
RBW: 1MHz
VBW: 3MHz
Sweep Time: 100ms
Detector Type: Peak



CF: 5.53GHz
Span: 235.2MHz
RBW: 1MHz
VBW: 3MHz
Sweep Time: 100ms
Detector Type: Peak



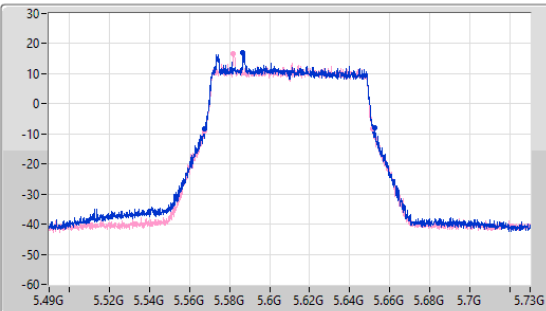
26dB(Hz)	Fl-26dB(Hz)	Fh-26dB(Hz)	OBW(Hz)	Fl-OBW(Hz)	Fh-OBW(Hz)	Limit(Hz)	Port
85.56M	5.4874G	5.57296G	77.93M	5.491094G	5.569024G	Inf	1
85.68M	5.48728G	5.57296G	77.695M	5.491211G	5.568906G	Inf	2

5.47-5.725GHz_802.11be EHT80-BF_Nss1,(MCS0)_2TX
5610MHz

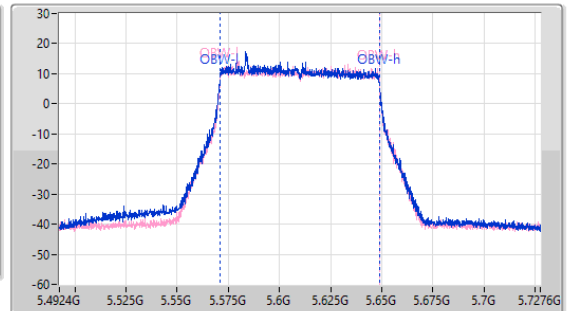
EBW

14/12/2022

CF: 5.61GHz
Span: 240MHz
RBW: 1MHz
VBW: 3MHz
Sweep Time: 100ms
Detector Type: Peak



CF: 5.61GHz
Span: 235.2MHz
RBW: 1MHz
VBW: 3MHz
Sweep Time: 100ms
Detector Type: Peak



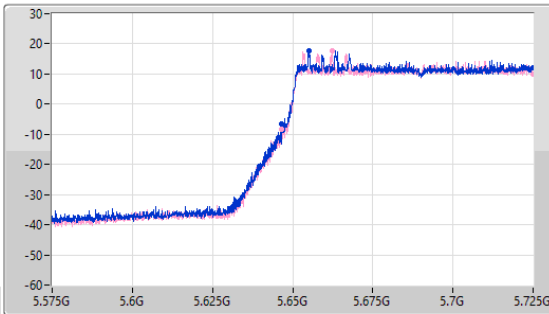
26dB(Hz)	Fl-26dB(Hz)	Fh-26dB(Hz)	OBW(Hz)	Fl-OBW(Hz)	Fh-OBW(Hz)	Limit(Hz)	Port
85.32M	5.56728G	5.6526G	77.812M	5.570976G	5.648789G	Inf	1
84.24M	5.5674G	5.65164G	77.812M	5.570976G	5.648789G	Inf	2

5.47-5.725GHz_802.11be EHT80-BF_Nss1,(MCS0)_2TX
5690MHz Straddle 5.47-5.725GHz

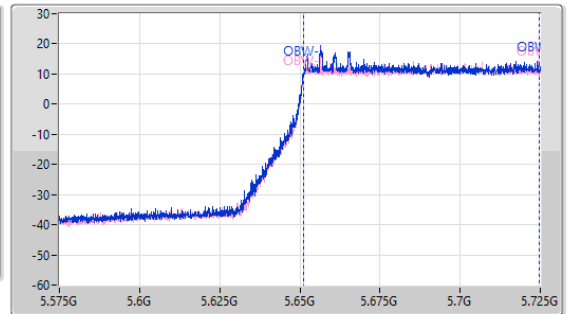
EBW

14/12/2022

CF
5.65GHz
Span
150MHz
RBW
1MHz
VBW
3MHz
Sweep Time
100ms
Detector Type
Peak



CF
5.65GHz
Span
150MHz
RBW
1MHz
VBW
3MHz
Sweep Time
100ms
Detector Type
Peak



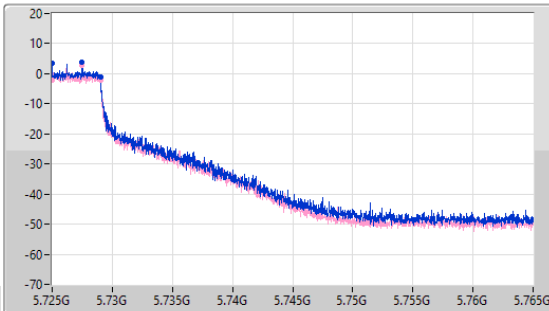
26dB(Hz)	FI-26dB(Hz)	Fh-26dB(Hz)	OBW(Hz)	FI-OBW(Hz)	Fh-OBW(Hz)	Limit(Hz)	Port
78.375M	5.646625G	5.725G	73.613M	5.651049G	5.724663G	Inf	1
78.375M	5.646625G	5.725G	73.538M	5.651049G	5.724588G	Inf	2

5.725-5.85GHz_802.11be EHT80-BF_Nss1,(MCS0)_2TX
5690MHz Straddle 5.725-5.85GHz

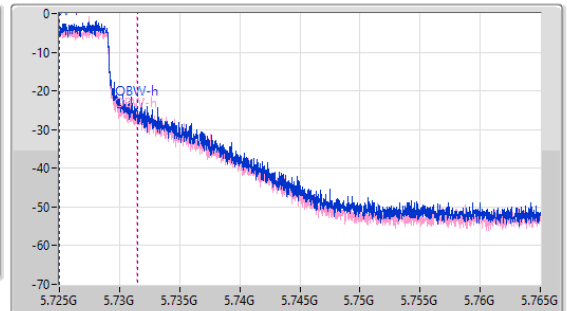
EBW

14/12/2022

CF
5.745GHz
Span
40MHz
RBW
100kHz
VBW
300kHz
Sweep Time
100ms
Detector Type
Peak



CF
5.745GHz
Span
40MHz
RBW
100kHz
VBW
200kHz
Sweep Time
100ms
Detector Type
Peak



6dB(Hz)	FI-6dB(Hz)	Fh-6dB(Hz)	OBW(Hz)	FI-OBW(Hz)	Fh-OBW(Hz)	Limit(Hz)	Port
4.02M	5.725G	5.72902G	6.437M	5.72503G	5.731467G	500k	1
4.02M	5.725G	5.72902G	6.417M	5.72501G	5.731427G	500k	2

5.725-5.85GHz_802.11be EHT80-BF_Nss1,(MCS0)_2TX
5690MHz Straddle 5.725-5.85GHz

EBW

14/12/2022

CF
5.745GHz

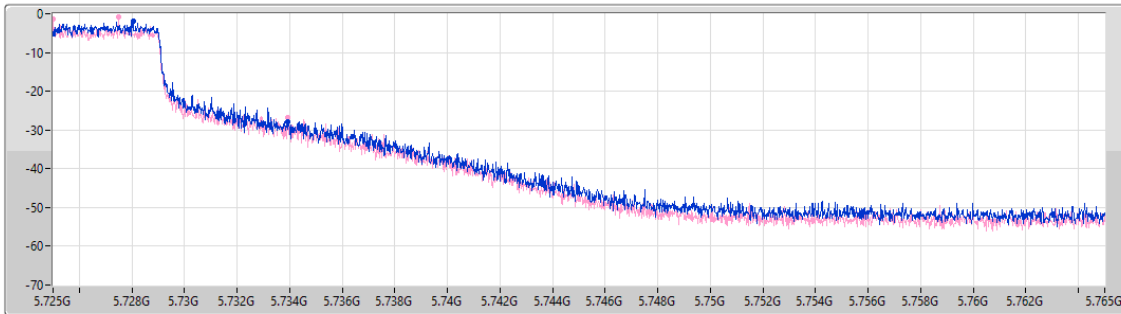
Span
40MHz

RBW
50kHz

VBW
200kHz

Sweep Time
100ms

Detector Type
Peak



Port 1

Port 2

26dB(Hz)	Fl-26dB(Hz)	Fh-26dB(Hz)	Limit(Hz)	Port
8.94M	5.725G	5.73394G	Inf	1
8.92M	5.725G	5.73392G	Inf	2

5.725-5.85GHz_802.11be EHT80-BF_Nss1,(MCS0)_2TX
5775MHz

EBW

06/12/2022

CF
5.775GHz

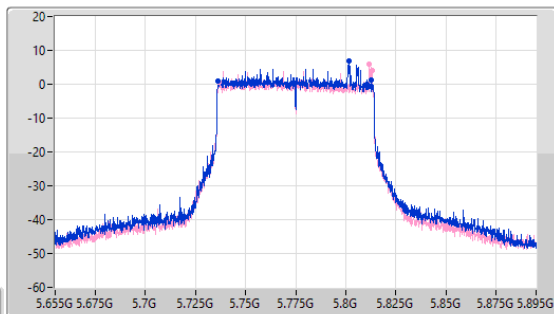
Span
240MHz

RBW
100kHz

VBW
300kHz

Sweep Time
100ms

Detector Type
Peak



CF
5.775GHz

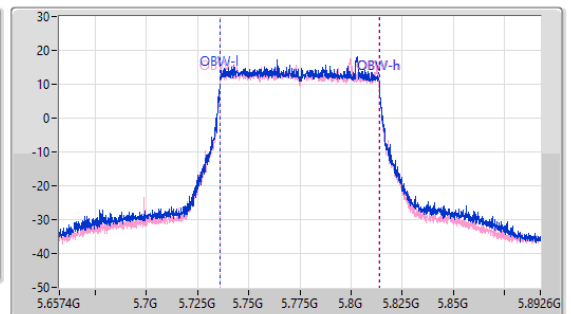
Span
235.2MHz

RBW
1MHz

VBW
3MHz

Sweep Time
100ms

Detector Type
Peak



Port 1

Port 2

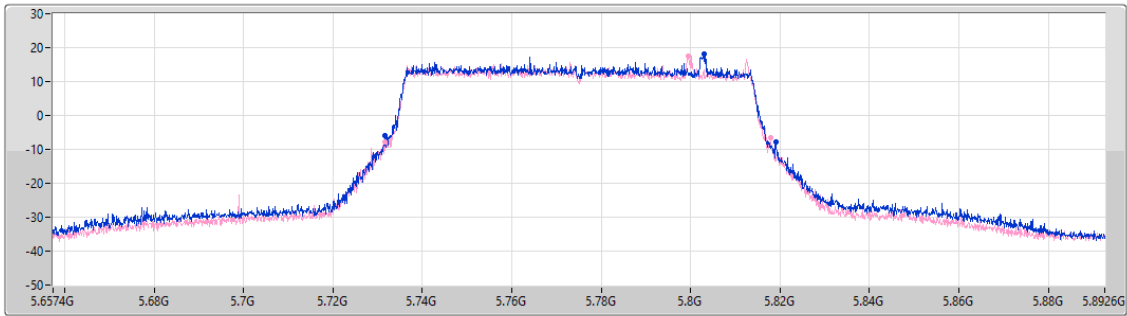
6dB(Hz)	Fl-6dB(Hz)	Fh-6dB(Hz)	OBW(Hz)	Fl-OBW(Hz)	Fh-OBW(Hz)	Limit(Hz)	Port
76.32M	5.73648G	5.8128G	77.812M	5.735976G	5.813789G	500k	1
76.56M	5.7366G	5.81316G	77.577M	5.736094G	5.813671G	500k	2

5.725-5.85GHz_802.11be EHT80-BF_Nss1,(MCS0)_2TX
5775MHz

EBW

06/12/2022

CF
5.775GHz
Span
235.2MHz
RBW
1MHz
VBW
3MHz
Sweep Time
100ms
Detector Type
Peak



Port 1
Port 2

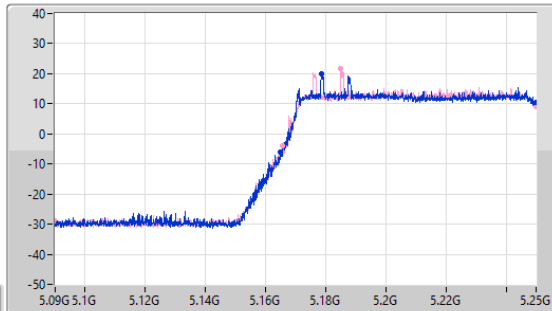
26dB(Hz)	Fl-26dB(Hz)	Fh-26dB(Hz)	Limit(Hz)	Port
87.259M	5.731723G	5.818982G	Inf	1
86.201M	5.731723G	5.817924G	Inf	2

5.15-5.25GHz_802.11be EHT160-BF_Nss1,(MCS0)_2TX
5250MHz Straddle 5.15-5.25GHz

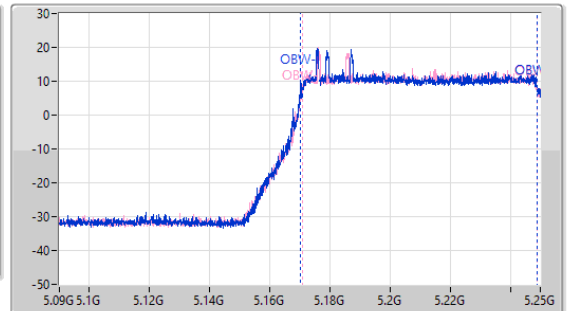
EBW

06/12/2022

CF
5.17GHz
Span
160MHz
RBW
3MHz
VBW
10MHz
Sweep Time
100ms
Detector Type
Peak



CF
5.17GHz
Span
160MHz
RBW
2MHz
VBW
10MHz
Sweep Time
100ms
Detector Type
Peak



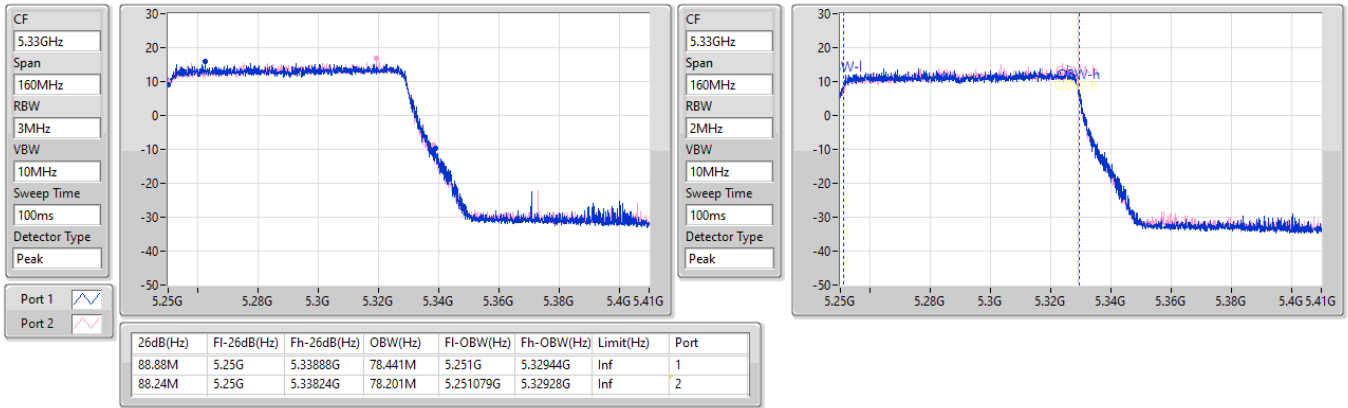
Port 1
Port 2

26dB(Hz)	Fl-26dB(Hz)	Fh-26dB(Hz)	OBW(Hz)	Fl-OBW(Hz)	Fh-OBW(Hz)	Limit(Hz)	Port
85.04M	5.16496G	5.25G	78.761M	5.17024G	5.249G	Inf	1
84.4M	5.1656G	5.25G	78.201M	5.17072G	5.248921G	Inf	2

5.25-5.35GHz_802.11be EHT160-BF_Nss1,(MCS0)_2TX
5250MHz Straddle 5.25-5.35GHz

EBW

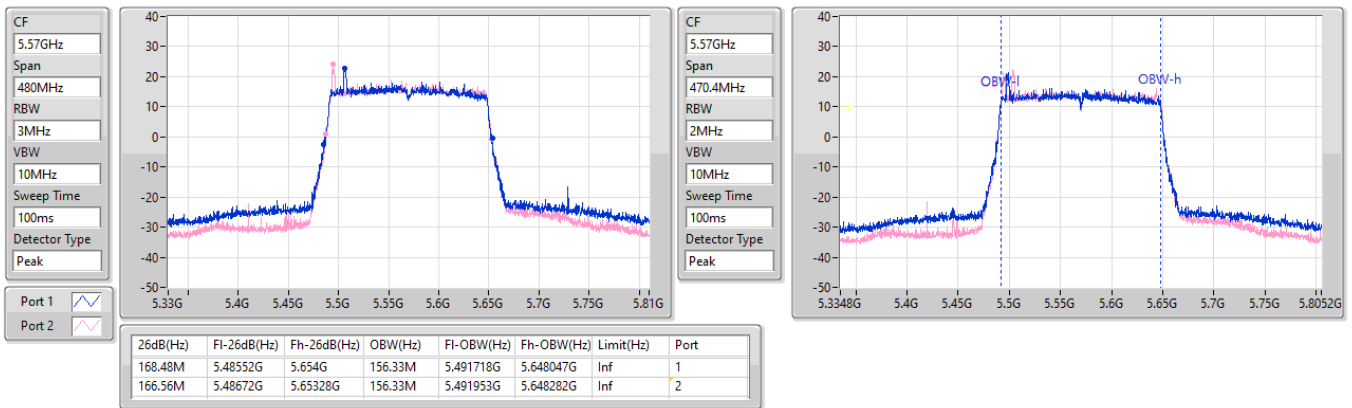
06/12/2022



5.47-5.725GHz_802.11be EHT160-BF_Nss1,(MCS0)_2TX
5570MHz

EBW

06/12/2022

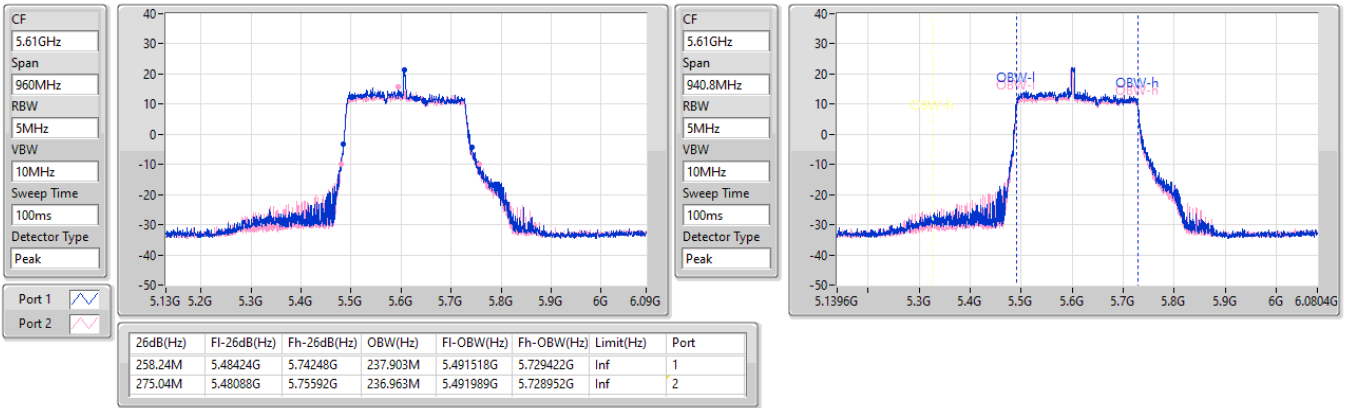


5.47-5.725GHz_EHT240-BF_Nss1,(MCS0)_2TX

EBW

5610MHz

14/12/2022





Summary

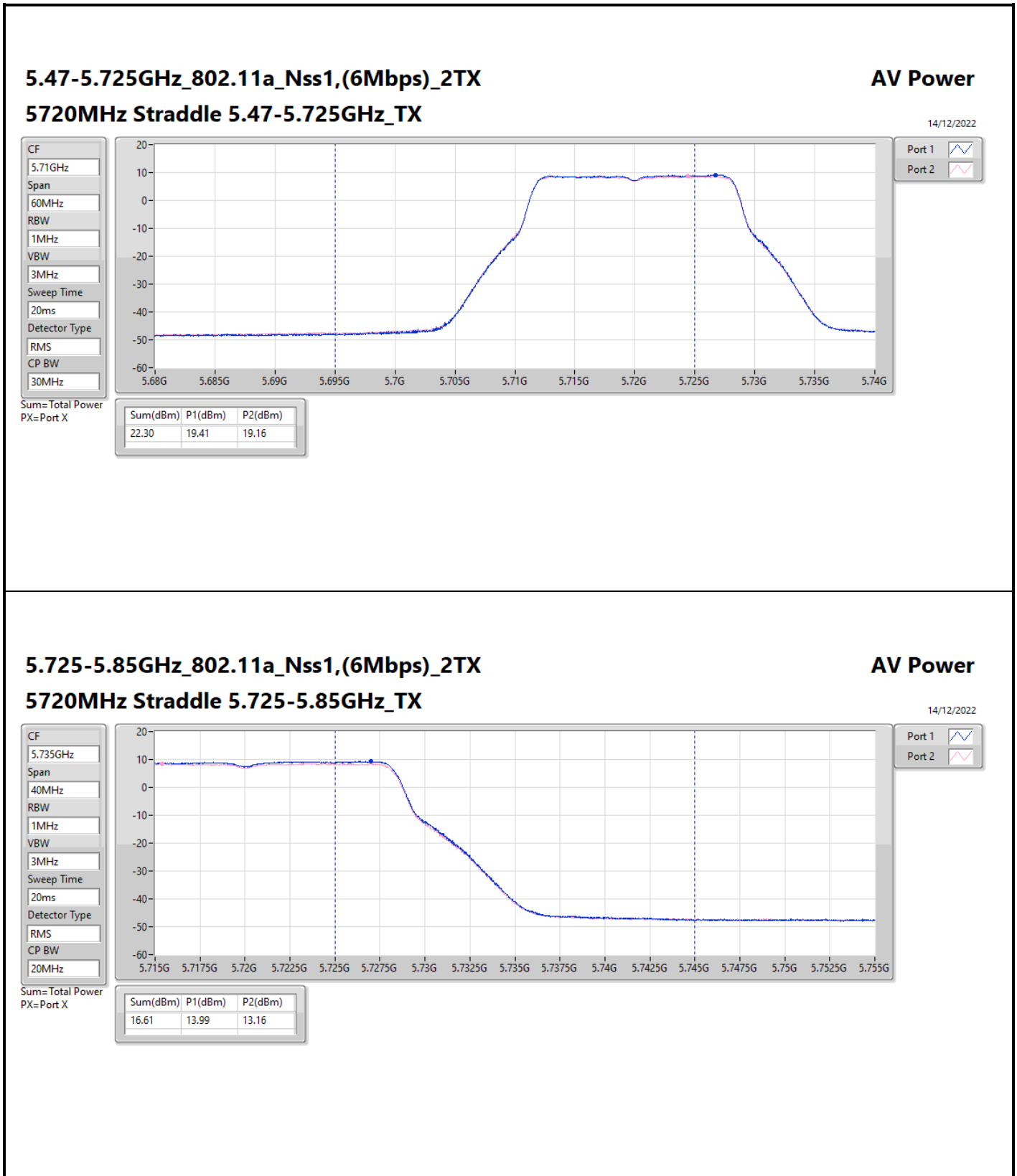
Mode	Total Power (dBm)	Total Power (W)
5.15-5.25GHz	-	-
802.11a_Nss1,(6Mbps)_2TX	29.25	0.84140
5.25-5.35GHz	-	-
802.11a_Nss1,(6Mbps)_2TX	23.71	0.23496
5.47-5.725GHz	-	-
802.11a_Nss1,(6Mbps)_2TX	23.97	0.24946
5.725-5.85GHz	-	-
802.11a_Nss1,(6Mbps)_2TX	29.99	0.99770



Result

Mode	Result	DG (dBi)	Port 1 (dBm)	Port 2 (dBm)	Total Power (dBm)	Power Limit (dBm)
802.11a_Nss1,(6Mbps)_2TX	-	-	-	-	-	-
5180MHz	Pass	3.600	22.77	22.83	25.81	30.00
5200MHz	Pass	3.600	23.20	23.59	26.41	30.00
5240MHz	Pass	3.600	26.63	25.82	29.25	30.00
5260MHz	Pass	3.535	20.29	19.76	23.04	23.98
5300MHz	Pass	3.535	21.04	20.34	23.71	23.98
5320MHz	Pass	3.535	21.01	20.19	23.63	23.98
5500MHz	Pass	3.323	20.87	20.30	23.60	23.98
5580MHz	Pass	3.323	20.72	20.68	23.71	23.98
5700MHz	Pass	3.323	20.93	20.98	23.97	23.98
5720MHz Straddle 5.47-5.725GHz	Pass	3.323	19.41	19.16	22.30	23.10
5720MHz Straddle 5.725-5.85GHz	Pass	3.333	13.99	13.16	16.61	30.00
5745MHz	Pass	3.333	27.27	26.66	29.99	30.00
5785MHz	Pass	3.333	26.84	26.28	29.58	30.00
5825MHz	Pass	3.333	26.68	25.90	29.32	30.00

DG = Directional Gain; Port X = Port X output power



5.725-5.85GHz_802.11a_Nss1,(6Mbps)_2TX

5720MHz Straddle 5.725-5.85GHz_TX

AV Power

14/12/2022

CF: 5.735GHz

Span: 40MHz

RBW: 1MHz

VBW: 3MHz

Sweep Time: 20ms

Detector Type: RMS

CP BW: 20MHz

Sum(dBm)	P1(dBm)	P2(dBm)
16.61	13.99	13.16



Summary

Mode	Total Power (dBm)	Total Power (W)
5.15-5.25GHz	-	-
802.11be EHT20-BF_Nss1,(MCS0)_2TX	28.13	0.65013
802.11be EHT40-BF_Nss1,(MCS0)_2TX	26.03	0.40087
802.11be EHT80-BF_Nss1,(MCS0)_2TX	25.04	0.31915
802.11be EHT160-BF_Nss1,(MCS0)_2TX	19.43	0.08770
5.25-5.35GHz	-	-
802.11be EHT20-BF_Nss1,(MCS0)_2TX	22.94	0.19679
802.11be EHT40-BF_Nss1,(MCS0)_2TX	23.03	0.20091
802.11be EHT80-BF_Nss1,(MCS0)_2TX	22.81	0.19099
802.11be EHT160-BF_Nss1,(MCS0)_2TX	20.06	0.10139
5.47-5.725GHz	-	-
802.11be EHT20-BF_Nss1,(MCS0)_2TX	23.50	0.22387
802.11be EHT40-BF_Nss1,(MCS0)_2TX	23.34	0.21577
802.11be EHT80-BF_Nss1,(MCS0)_2TX	23.62	0.23014
802.11be EHT160-BF_Nss1,(MCS0)_2TX	23.06	0.20230
EHT240-BF_Nss1,(MCS0)_2TX	21.99	0.15812
5.725-5.85GHz	-	-
802.11be EHT20-BF_Nss1,(MCS0)_2TX	28.99	0.79250
802.11be EHT40-BF_Nss1,(MCS0)_2TX	26.39	0.43551
802.11be EHT80-BF_Nss1,(MCS0)_2TX	25.09	0.32285



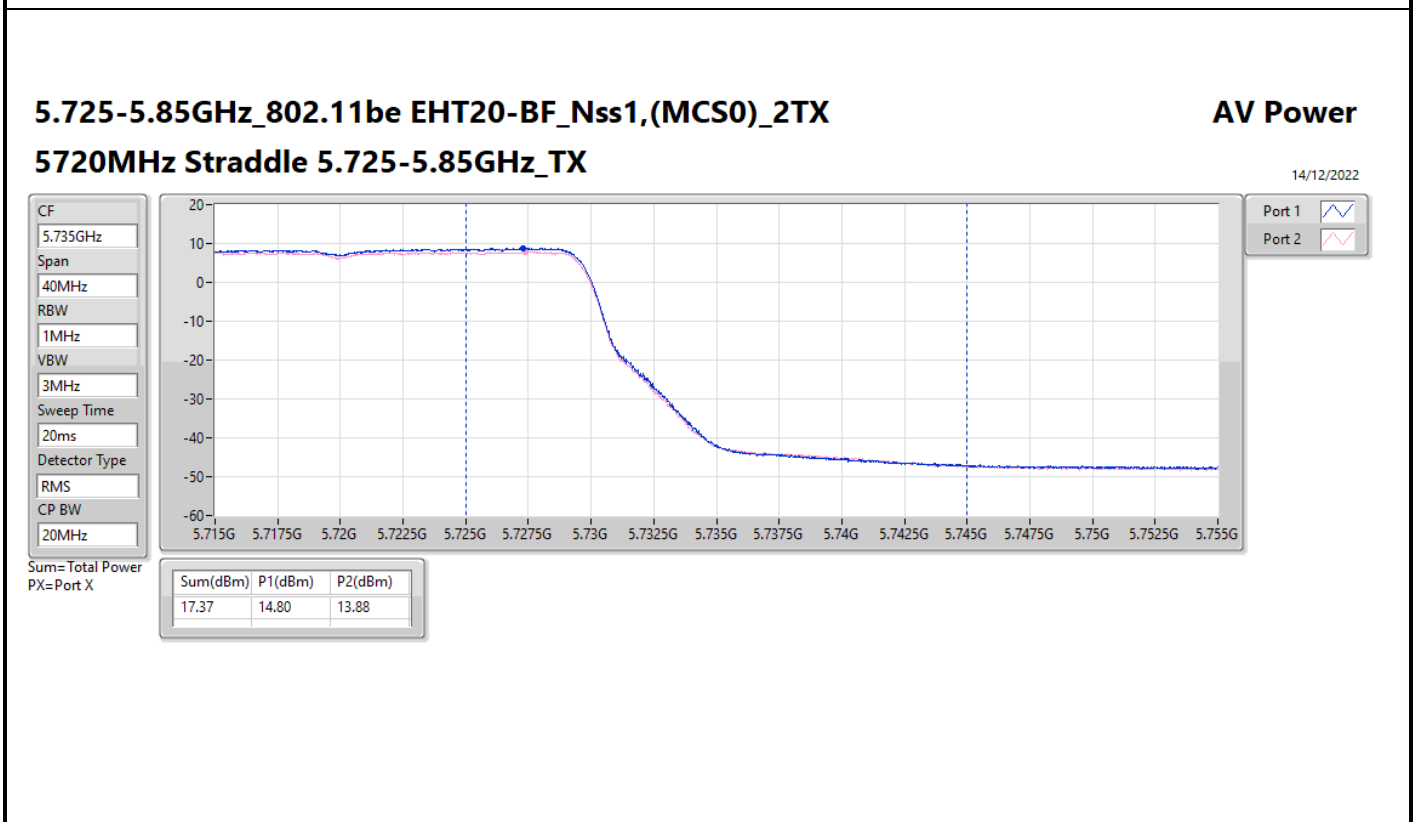
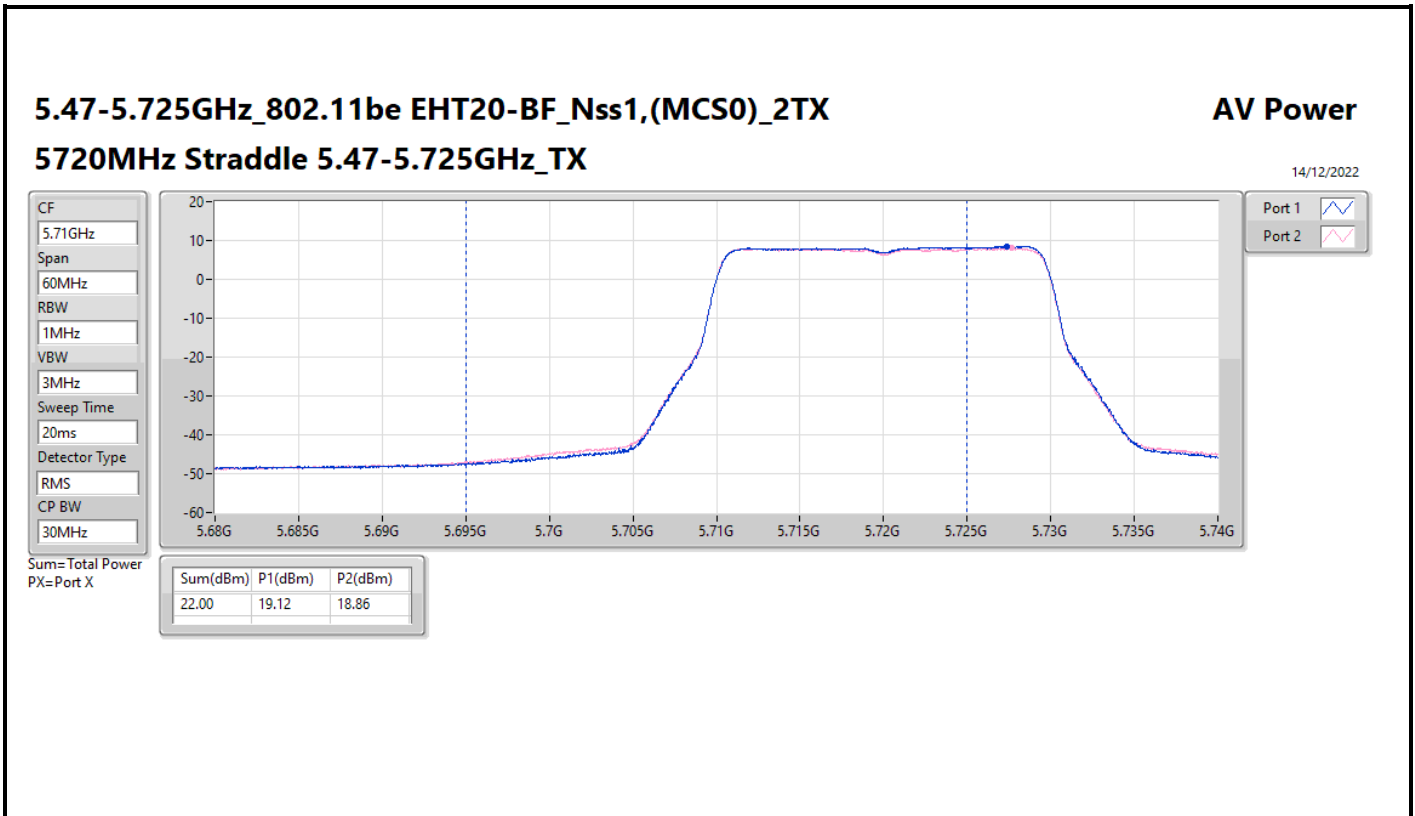
Average Power <Beamforming mode>

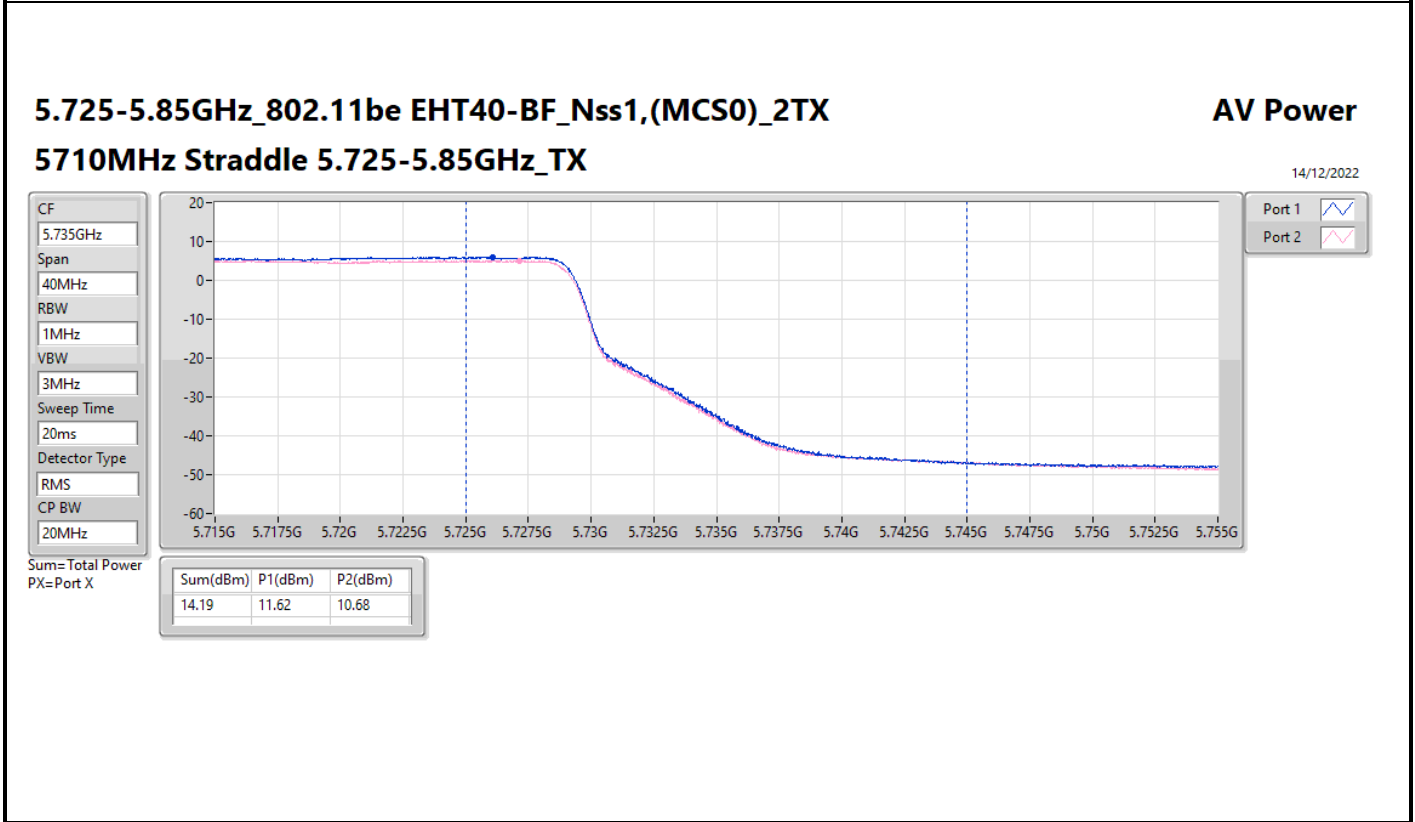
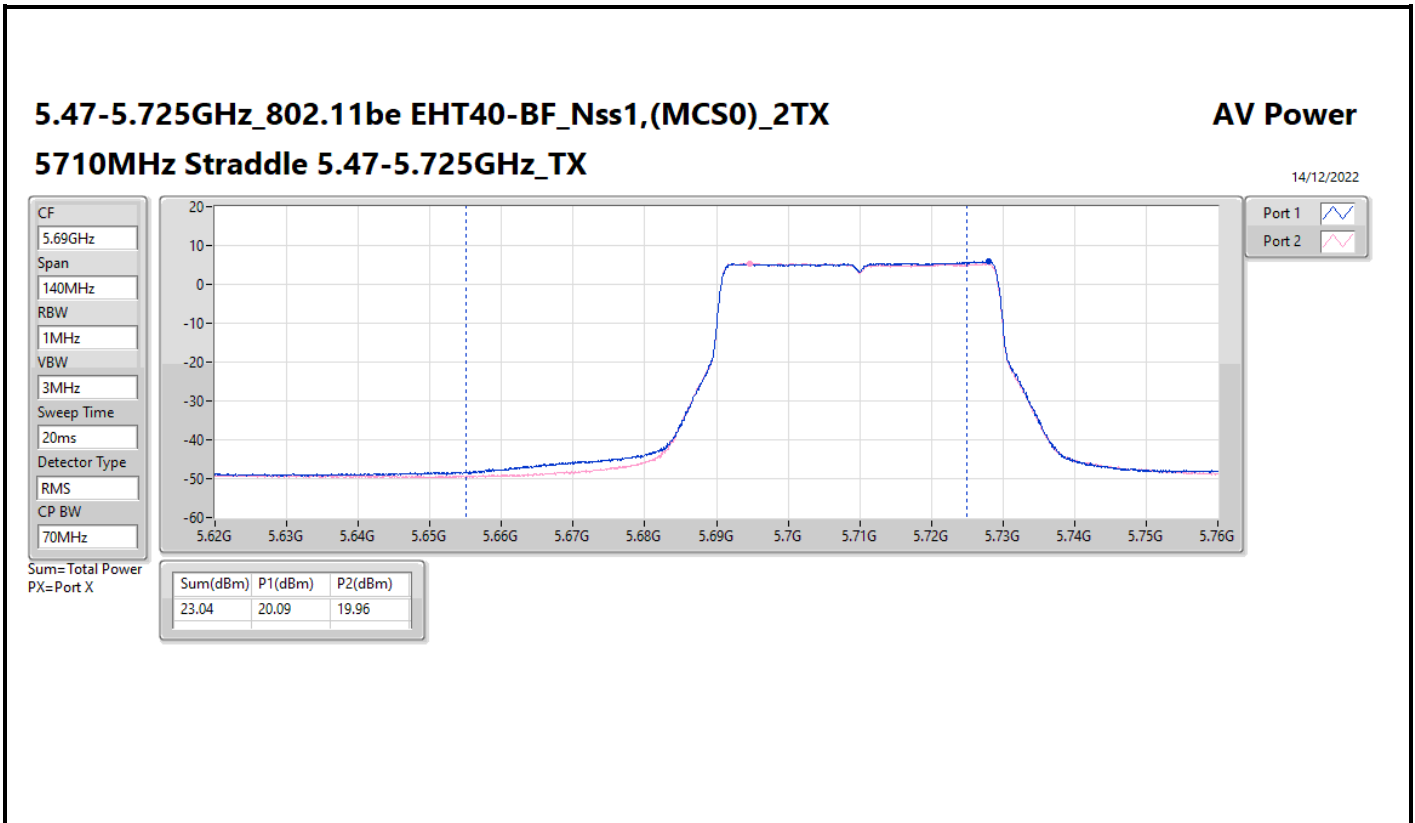
Appendix C.2

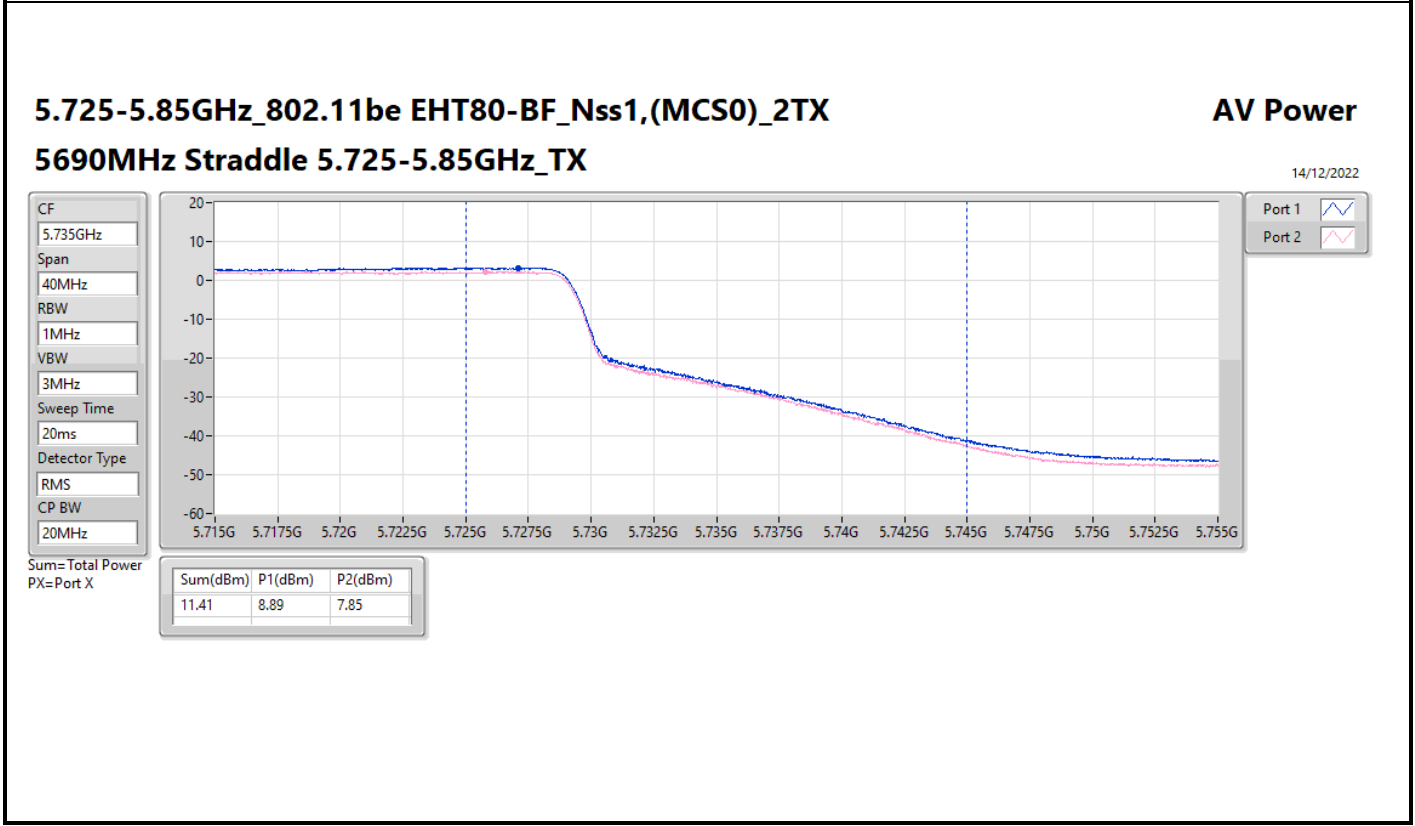
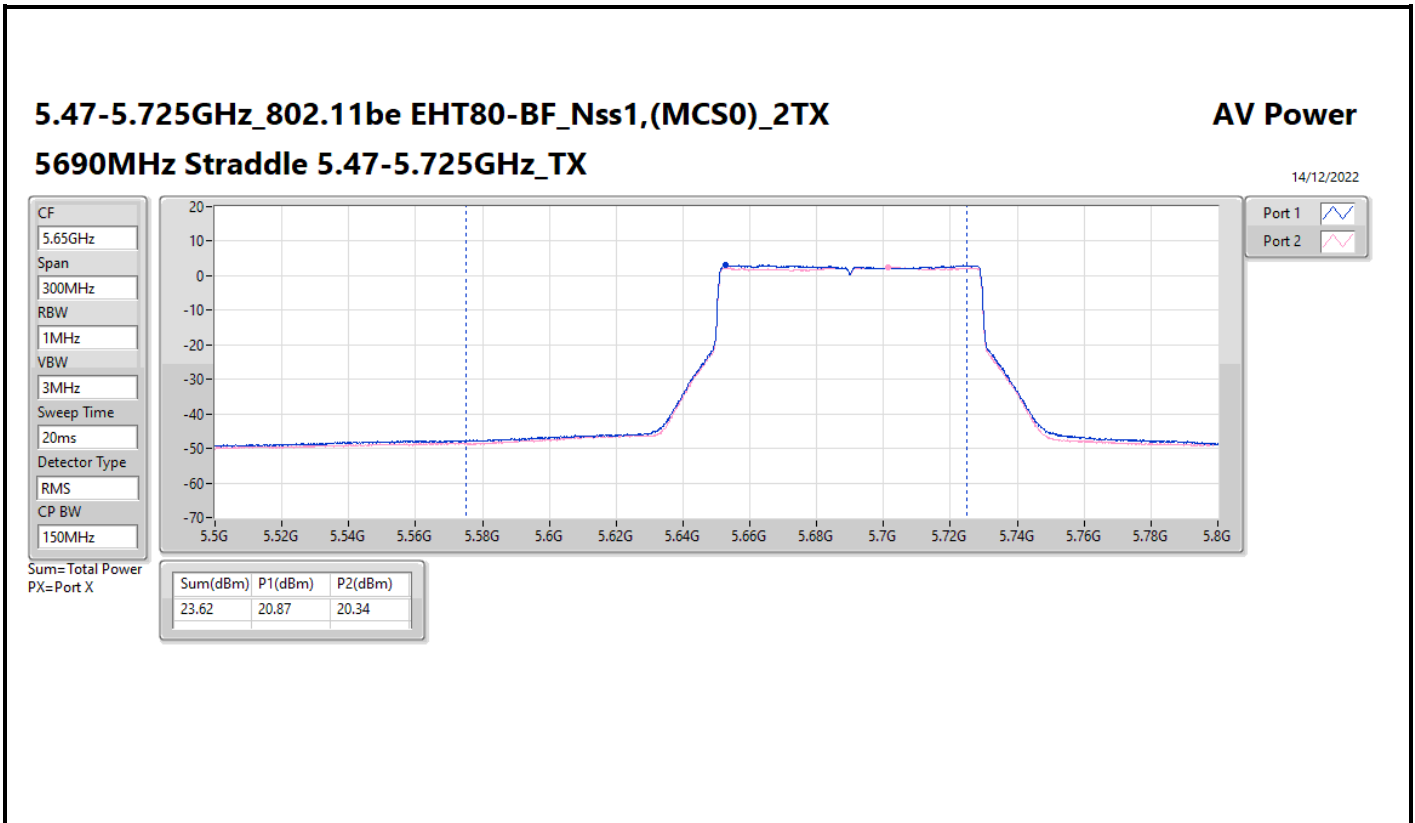
Result

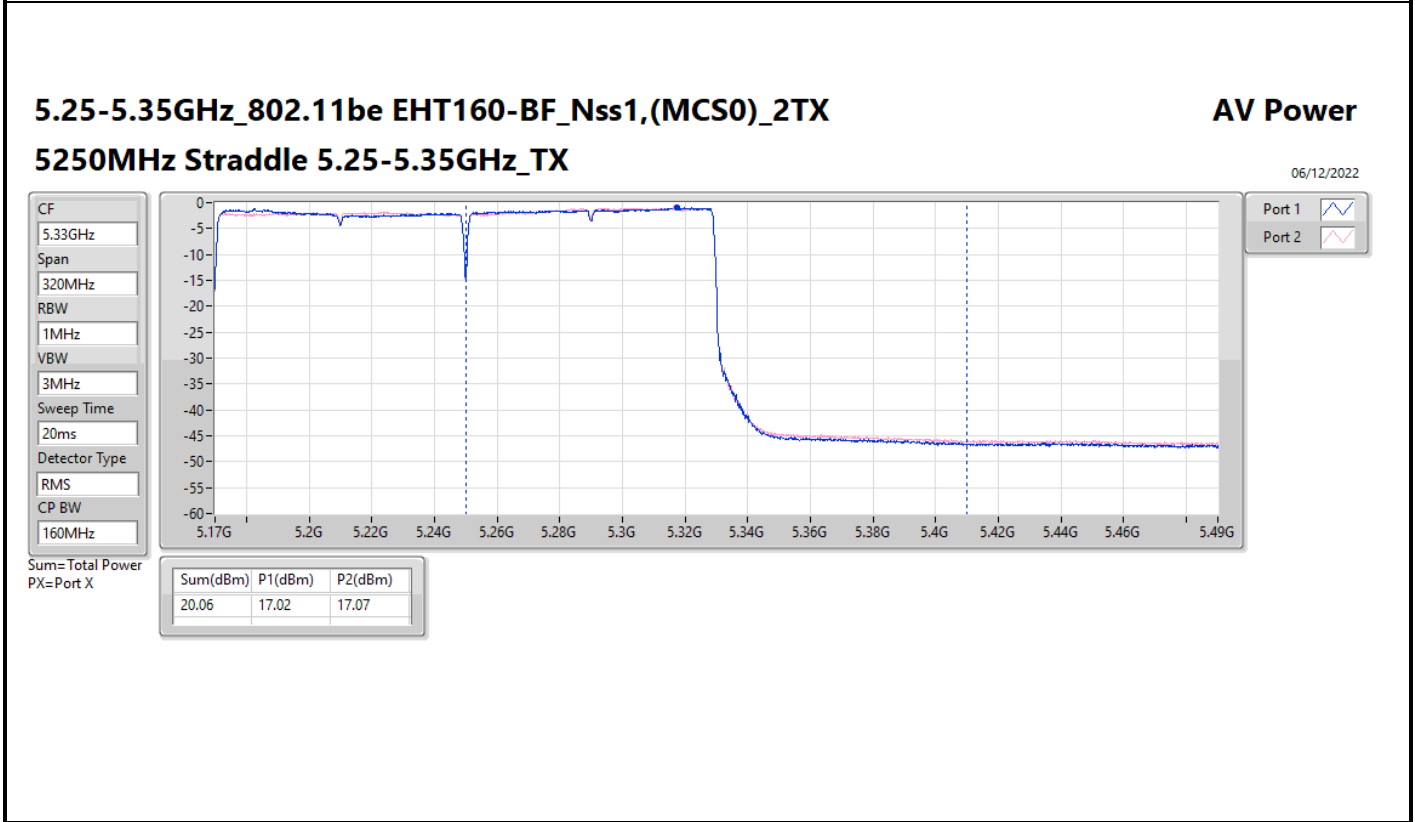
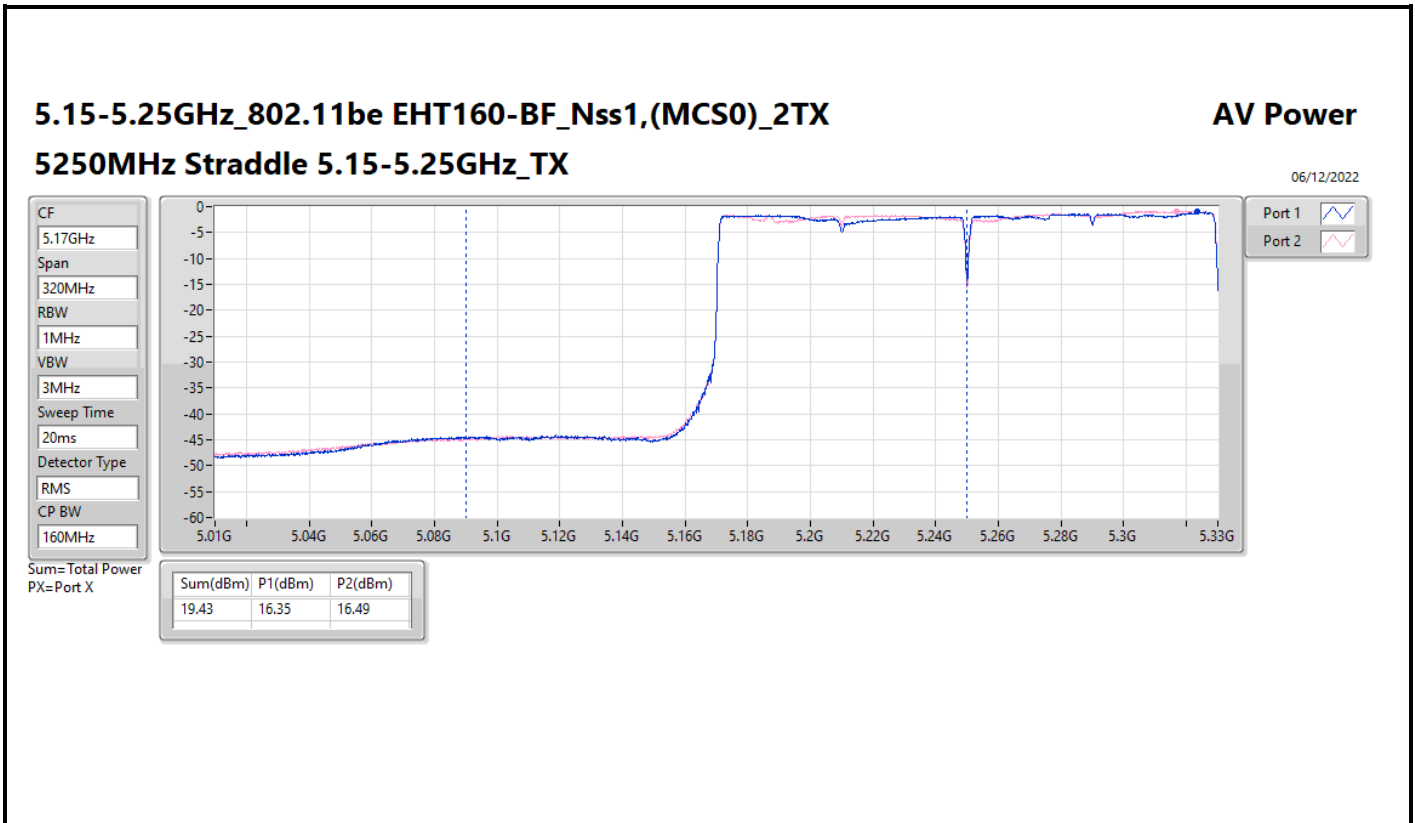
Mode	Result	DG (dBi)	Port 1 (dBm)	Port 2 (dBm)	Total Power (dBm)	Power Limit (dBm)
802.11be EHT20-BF_Nss1,(MCS0)_2TX	-	-	-	-	-	-
5180MHz	Pass	6.610	22.25	22.00	25.14	29.39
5200MHz	Pass	6.610	23.03	23.09	26.07	29.39
5240MHz	Pass	6.610	25.31	24.93	28.13	29.39
5260MHz	Pass	6.545	20.11	19.54	22.84	23.44
5300MHz	Pass	6.545	20.18	19.67	22.94	23.44
5320MHz	Pass	6.545	20.24	19.41	22.86	23.44
5500MHz	Pass	6.333	20.77	19.92	23.38	23.65
5580MHz	Pass	6.333	20.57	20.40	23.50	23.65
5700MHz	Pass	6.333	20.14	20.30	23.23	23.65
5720MHz Straddle 5.47-5.725GHz	Pass	6.333	19.12	18.86	22.00	22.83
5720MHz Straddle 5.725-5.85GHz	Pass	6.343	14.80	13.88	17.37	29.66
5745MHz	Pass	6.343	25.55	24.64	28.13	29.66
5785MHz	Pass	6.343	26.33	25.60	28.99	29.66
5825MHz	Pass	6.343	25.81	25.05	28.46	29.66
802.11be EHT40-BF_Nss1,(MCS0)_2TX	-	-	-	-	-	-
5190MHz	Pass	6.610	21.87	22.27	25.08	29.39
5230MHz	Pass	6.610	22.61	23.40	26.03	29.39
5270MHz	Pass	6.545	20.09	19.95	23.03	23.44
5310MHz	Pass	6.545	20.32	19.69	23.03	23.44
5510MHz	Pass	6.333	20.55	20.09	23.34	23.65
5550MHz	Pass	6.333	20.30	19.72	23.03	23.65
5670MHz	Pass	6.333	20.88	19.70	23.34	23.65
5710MHz Straddle 5.47-5.725GHz	Pass	6.333	20.09	19.96	23.04	23.65
5710MHz Straddle 5.725-5.85GHz	Pass	6.343	11.62	10.68	14.19	29.66
5755MHz	Pass	6.343	23.70	22.95	26.35	29.66
5795MHz	Pass	6.343	23.76	22.96	26.39	29.66
802.11be EHT80-BF_Nss1,(MCS0)_2TX	-	-	-	-	-	-
5210MHz	Pass	6.610	21.76	22.28	25.04	29.39
5290MHz	Pass	6.545	20.12	19.46	22.81	23.44
5530MHz	Pass	6.333	20.16	19.72	22.96	23.65
5610MHz	Pass	6.333	20.67	20.24	23.47	23.65
5690MHz Straddle 5.47-5.725GHz	Pass	6.333	20.87	20.34	23.62	23.65
5690MHz Straddle 5.725-5.85GHz	Pass	6.343	8.89	7.85	11.41	29.66
5775MHz	Pass	6.343	22.41	21.73	25.09	29.66
802.11be EHT160-BF_Nss1,(MCS0)_2TX	-	-	-	-	-	-
5250MHz Straddle 5.15-5.25GHz	Pass	6.610	16.35	16.49	19.43	29.39
5250MHz Straddle 5.25-5.35GHz	Pass	6.545	17.02	17.07	20.06	23.44
5570MHz	Pass	6.333	19.93	20.16	23.06	23.65
EHT240-BF_Nss1,(MCS0)_2TX	-	-	-	-	-	-
5610MHz	Pass	6.333	19.33	18.60	21.99	23.65

DG = Directional Gain; Port X = Port X output power











Summary

Mode	PD (dBm/RBW)
5.15-5.25GHz	-
802.11a_Nss1,(6Mbps)_2TX	16.01
5.25-5.35GHz	-
802.11a_Nss1,(6Mbps)_2TX	10.34
5.47-5.725GHz	-
802.11a_Nss1,(6Mbps)_2TX	10.54
5.725-5.85GHz	-
802.11a_Nss1,(6Mbps)_2TX	15.10

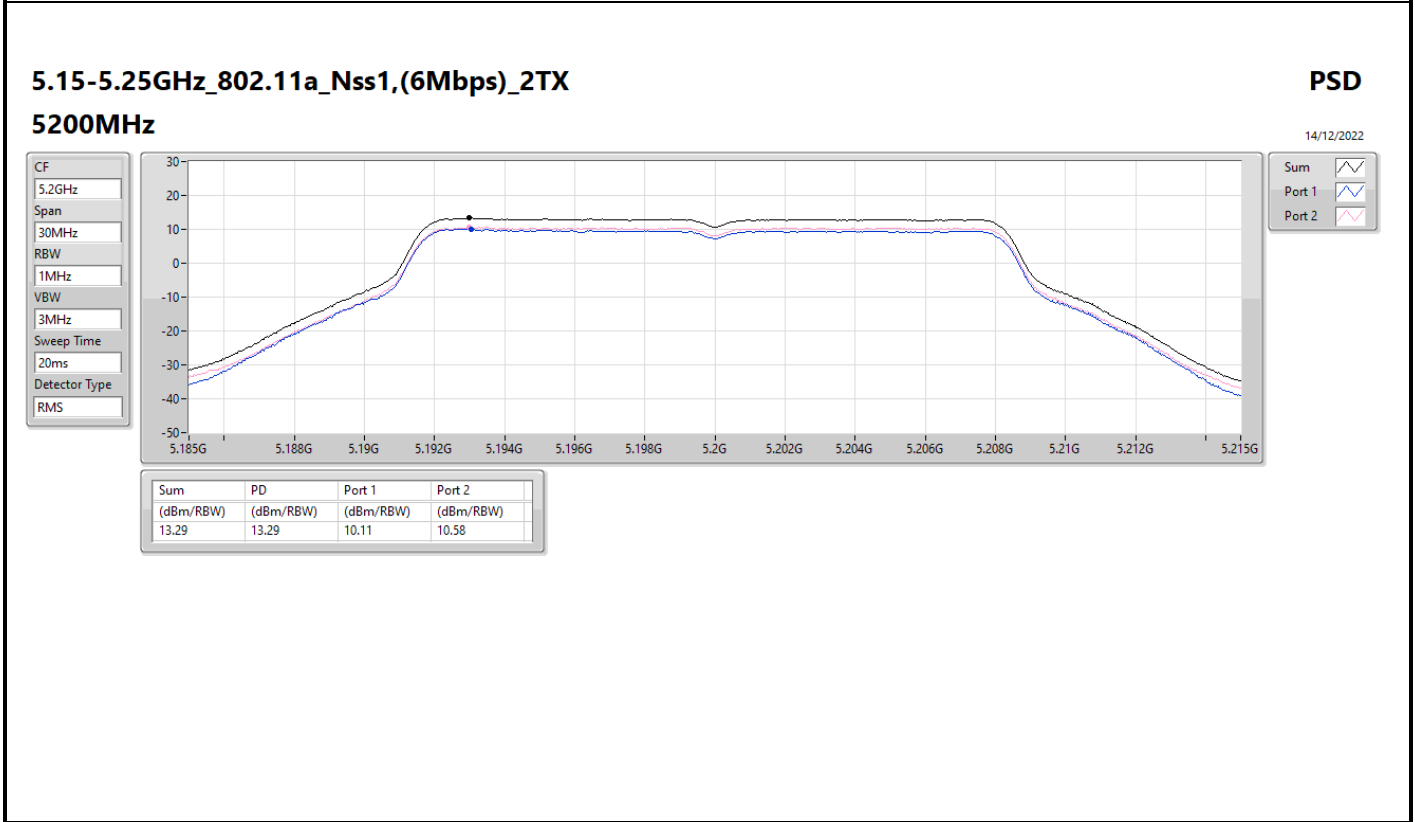
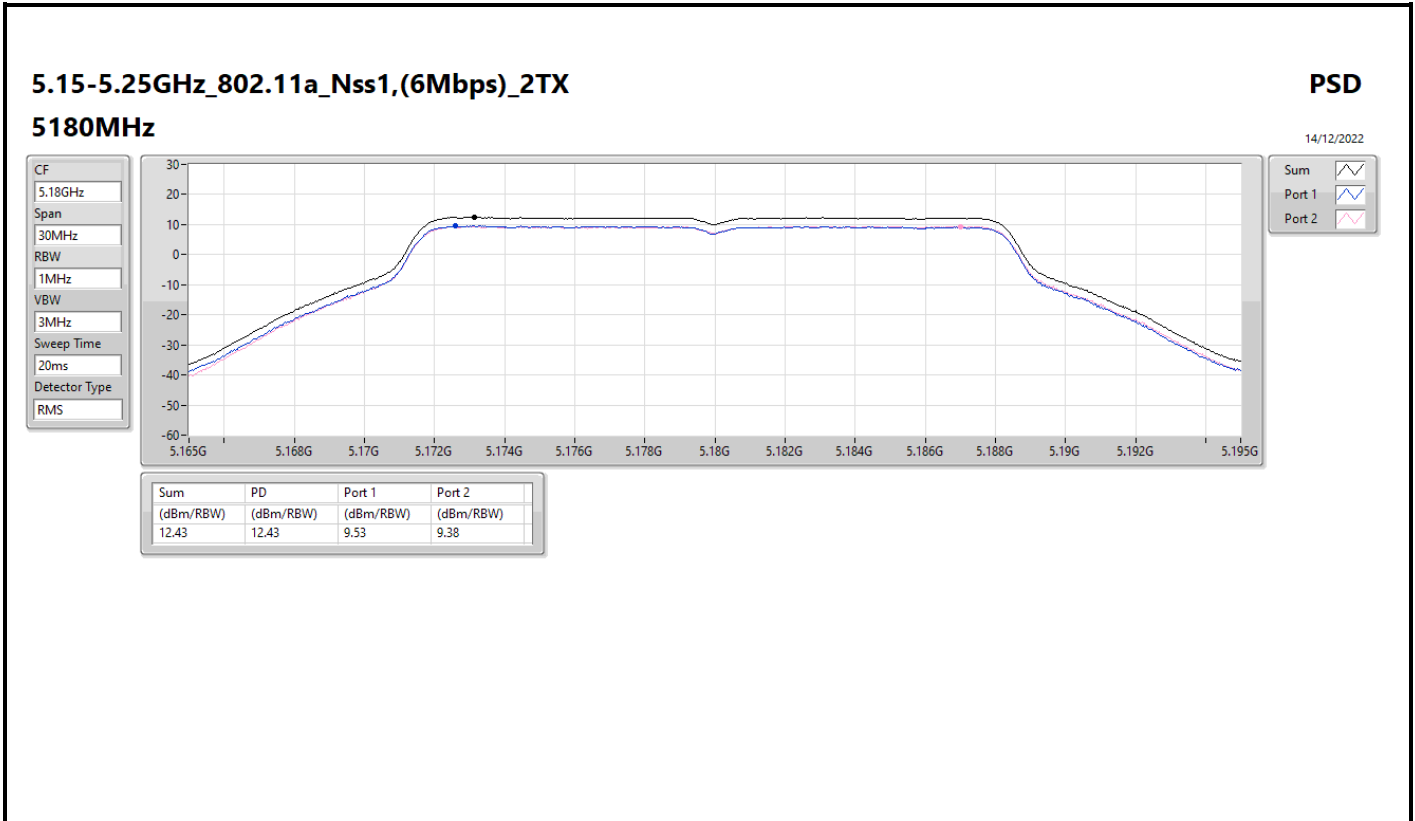
RBW = 500kHz for 5.725-5.85GHz band / 1MHz for other band;

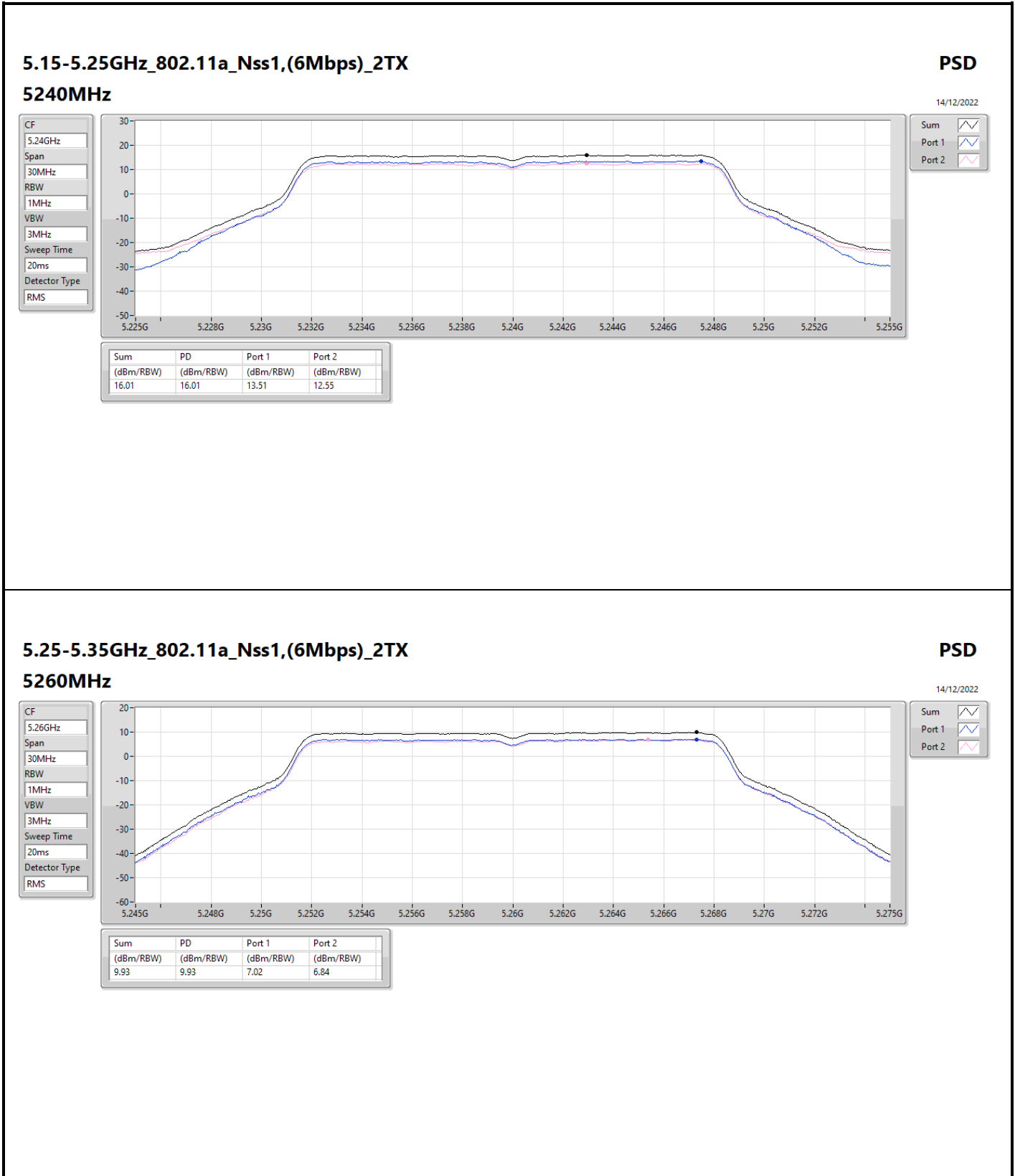


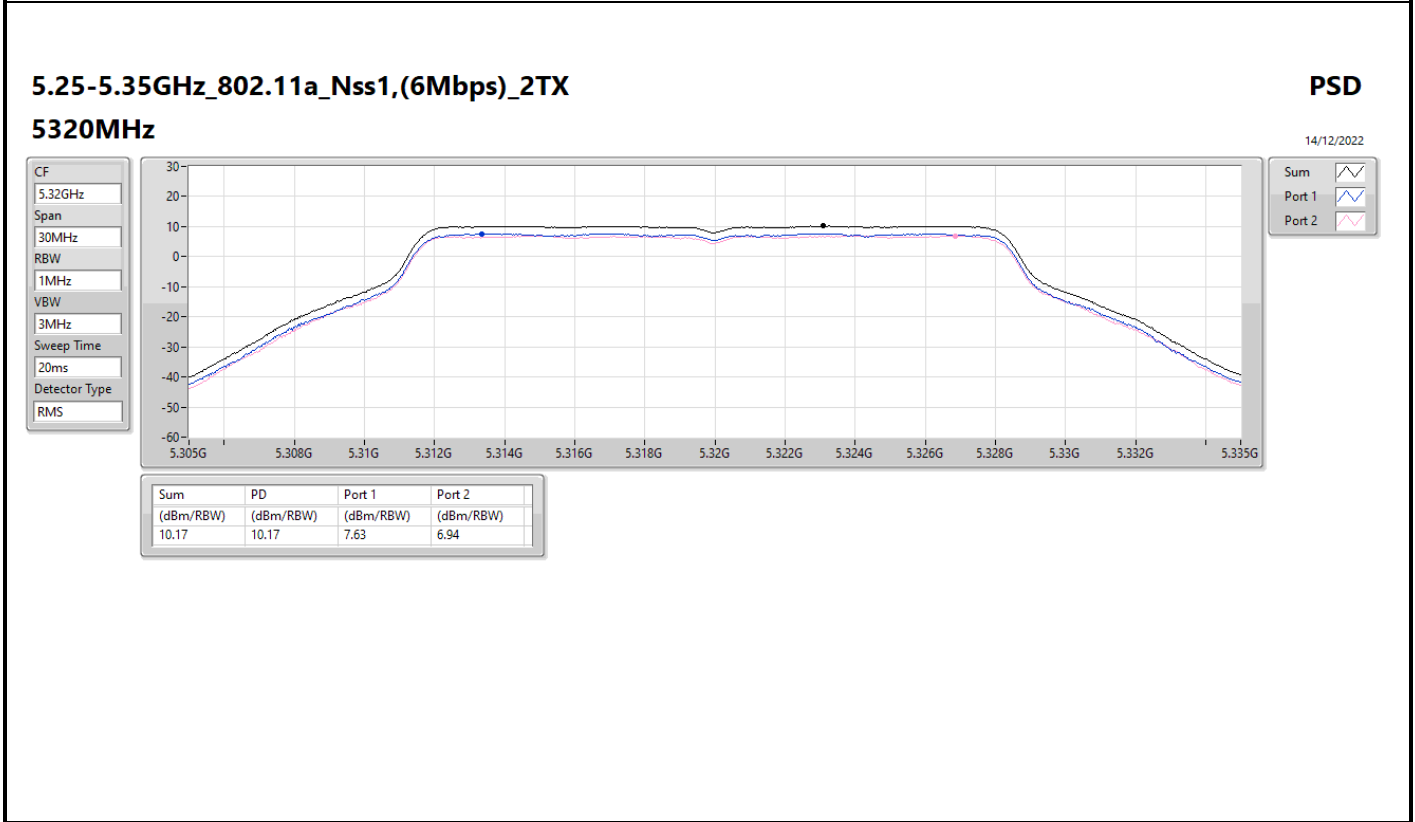
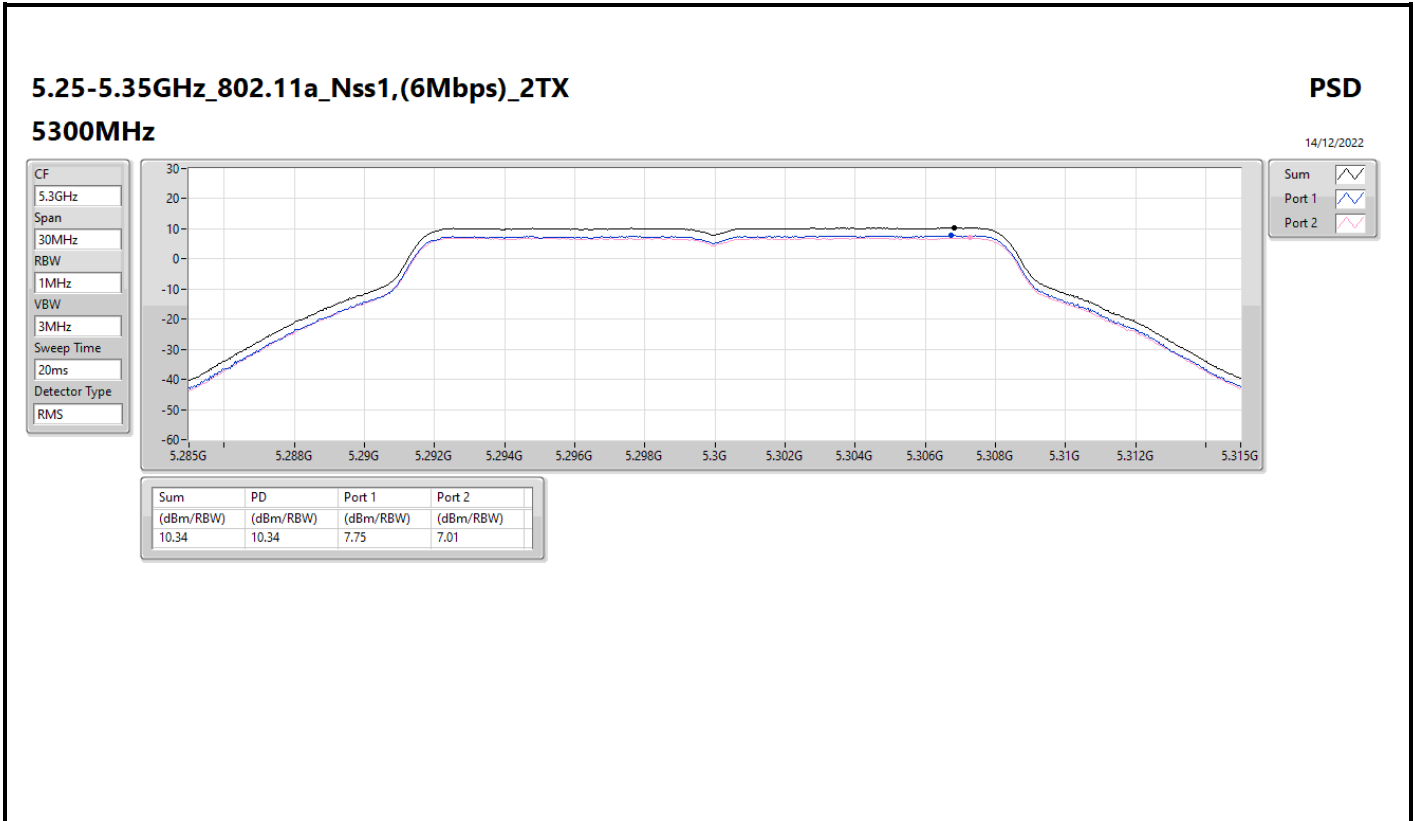
Result

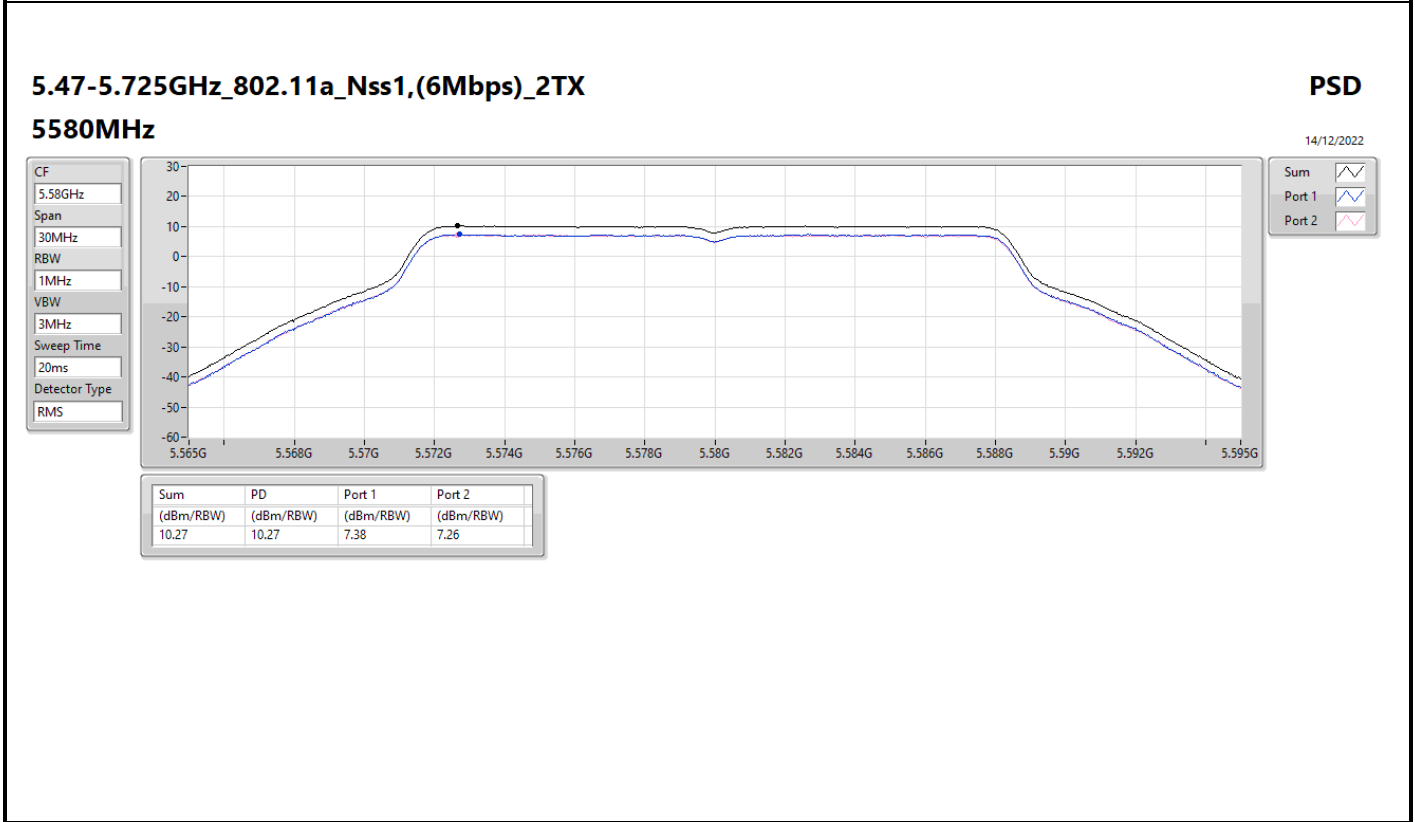
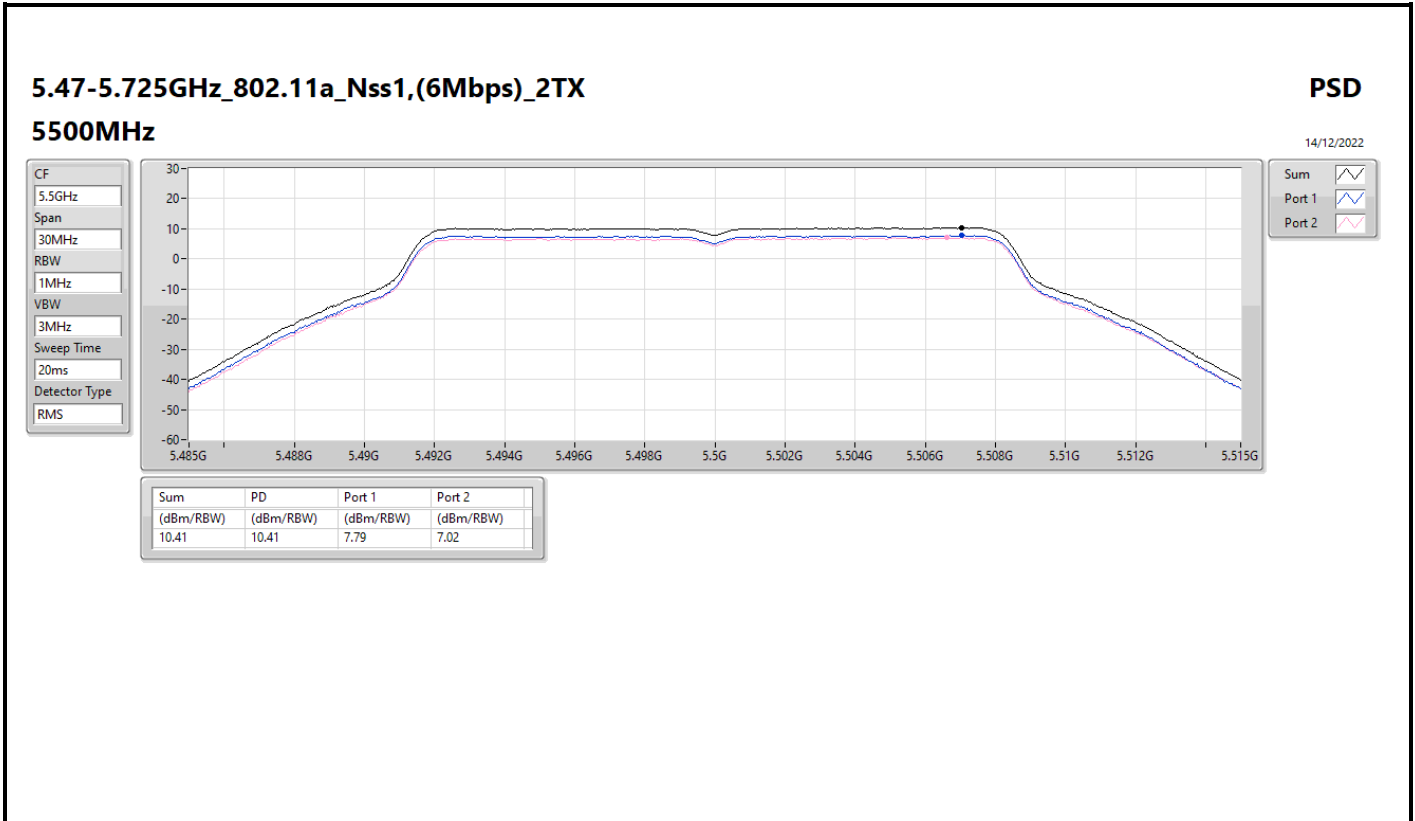
Mode	Result	DG (dBi)	Port 1 (dBm/RBW)	Port 2 (dBm/RBW)	PD (dBm/RBW)	PD Limit (dBm/RBW)
802.11a_Nss1,(6Mbps)_2TX	-	-	-	-	-	-
5180MHz	Pass	6.610	9.53	9.38	12.43	16.39
5200MHz	Pass	6.610	10.11	10.58	13.29	16.39
5240MHz	Pass	6.610	13.51	12.55	16.01	16.39
5260MHz	Pass	6.545	7.02	6.84	9.93	10.46
5300MHz	Pass	6.545	7.75	7.01	10.34	10.46
5320MHz	Pass	6.545	7.63	6.94	10.17	10.46
5500MHz	Pass	6.333	7.79	7.02	10.41	10.67
5580MHz	Pass	6.333	7.38	7.26	10.27	10.67
5700MHz	Pass	6.333	7.58	7.72	10.54	10.67
5720MHz Straddle 5.47-5.725GHz	Pass	6.333	7.47	7.15	10.22	10.67
5720MHz Straddle 5.725-5.85GHz	Pass	6.343	6.41	5.70	8.97	29.66
5745MHz	Pass	6.343	12.56	11.78	15.10	29.66
5785MHz	Pass	6.343	11.81	11.57	14.62	29.66
5825MHz	Pass	6.343	12.01	11.33	14.66	29.66

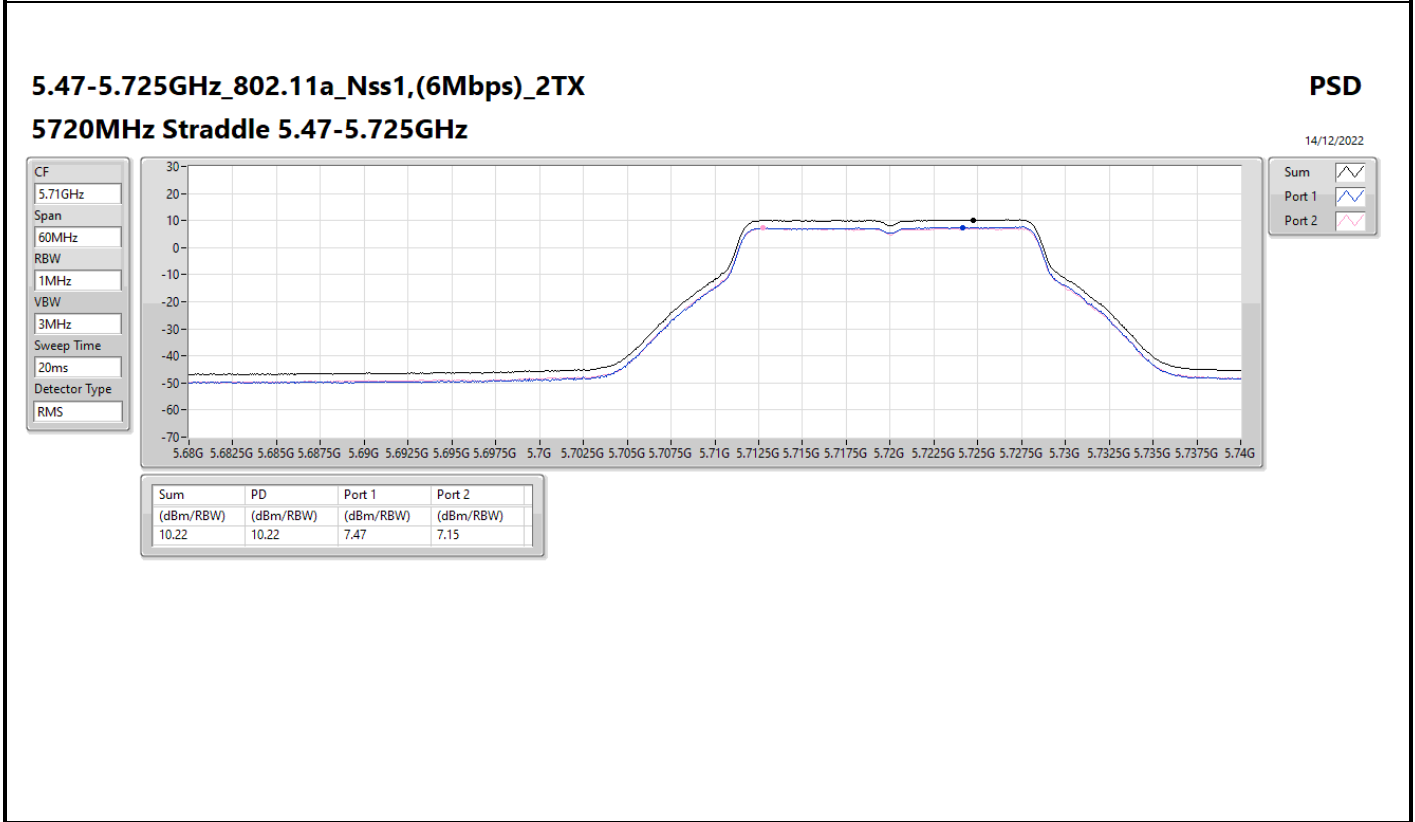
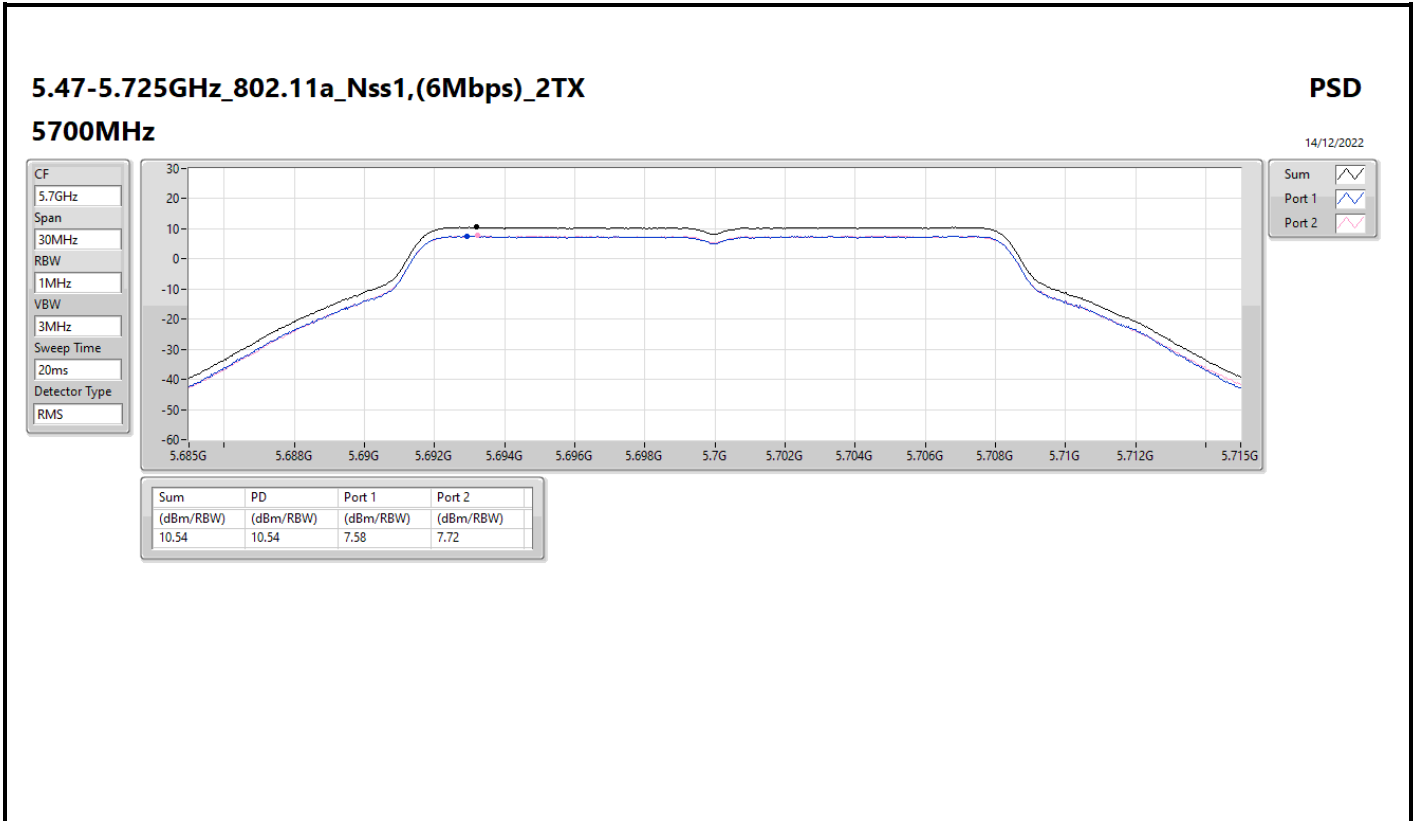
DG = Directional Gain; RBW = 500kHz for 5.725-5.85GHz band / 1MHz for other band;
PD = trace bin-by-bin of each transmits port summing can be performed maximum power density; Port X = Port X Power Density;

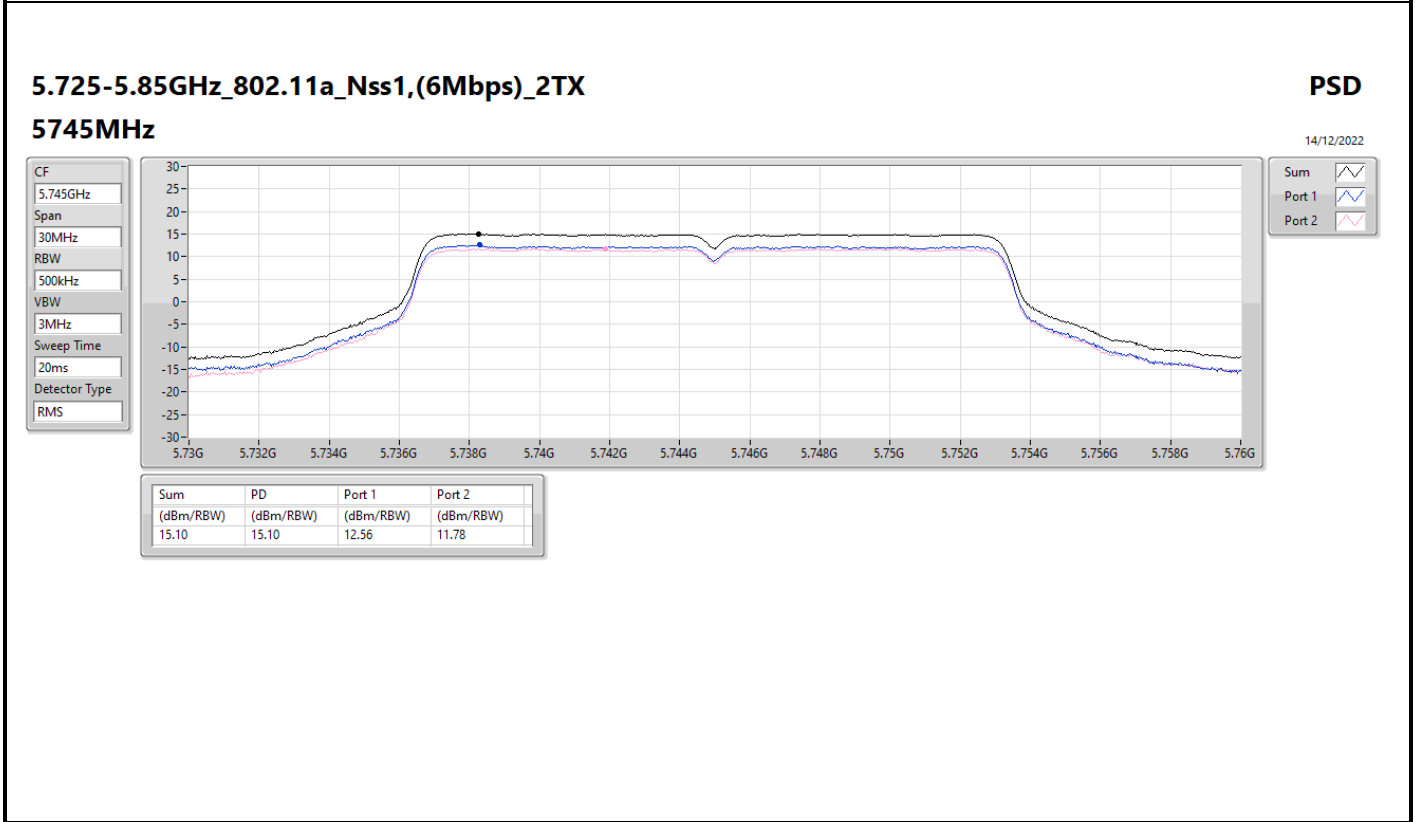
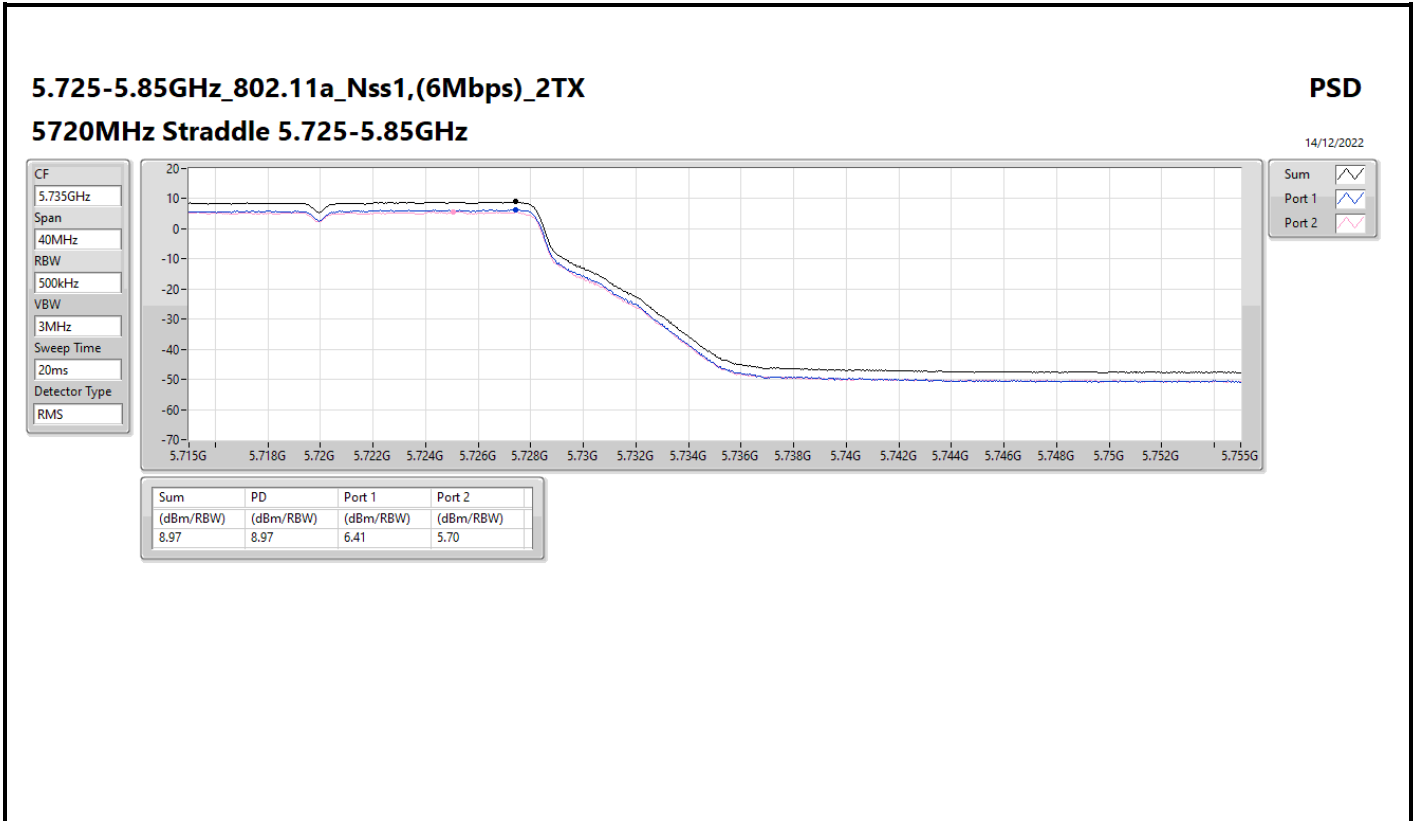


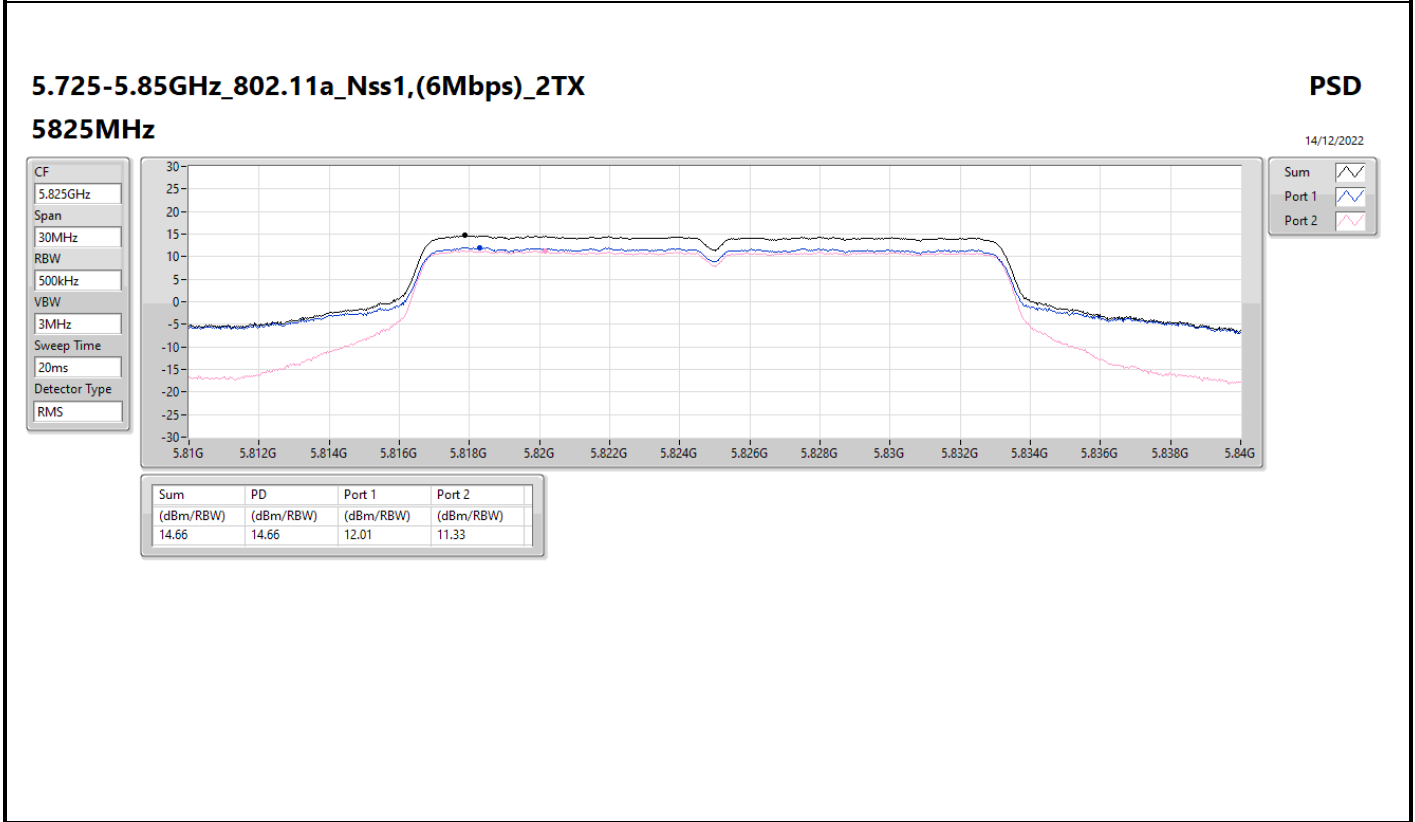
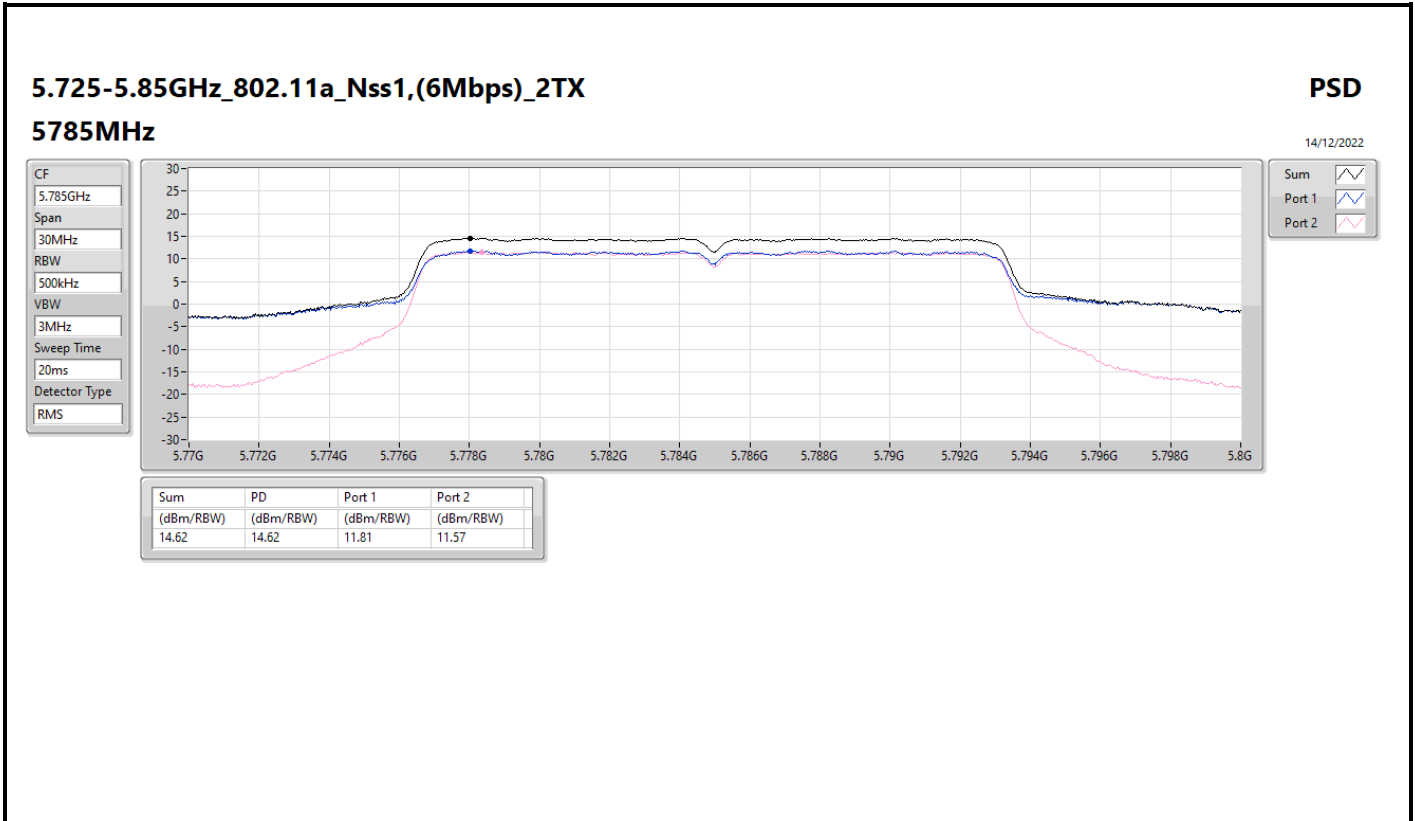














Summary

Mode	PD (dBm/RBW)
5.15-5.25GHz	-
802.11be EHT20-BF_Nss1,(MCS0)_2TX	14.48
802.11be EHT40-BF_Nss1,(MCS0)_2TX	9.42
802.11be EHT80-BF_Nss1,(MCS0)_2TX	5.59
802.11be EHT160-BF_Nss1,(MCS0)_2TX	-0.24
5.25-5.35GHz	-
802.11be EHT20-BF_Nss1,(MCS0)_2TX	8.84
802.11be EHT40-BF_Nss1,(MCS0)_2TX	5.97
802.11be EHT80-BF_Nss1,(MCS0)_2TX	2.67
802.11be EHT160-BF_Nss1,(MCS0)_2TX	0.42
5.47-5.725GHz	-
802.11be EHT20-BF_Nss1,(MCS0)_2TX	9.52
802.11be EHT40-BF_Nss1,(MCS0)_2TX	6.79
802.11be EHT80-BF_Nss1,(MCS0)_2TX	4.19
802.11be EHT160-BF_Nss1,(MCS0)_2TX	0.66
EHT240-BF_Nss1,(MCS0)_2TX	-2.42
5.725-5.85GHz	-
802.11be EHT20-BF_Nss1,(MCS0)_2TX	13.18
802.11be EHT40-BF_Nss1,(MCS0)_2TX	8.56
802.11be EHT80-BF_Nss1,(MCS0)_2TX	3.94

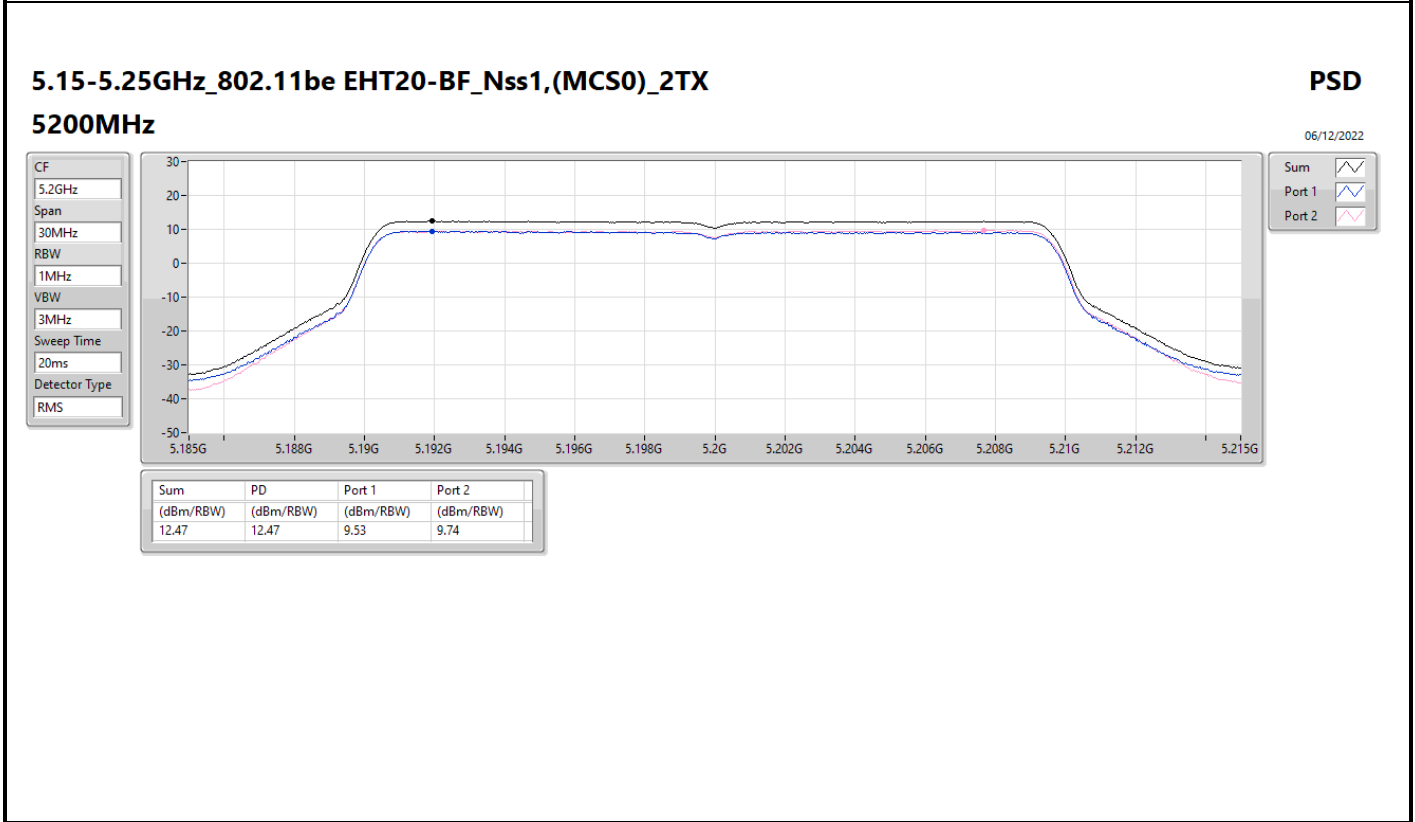
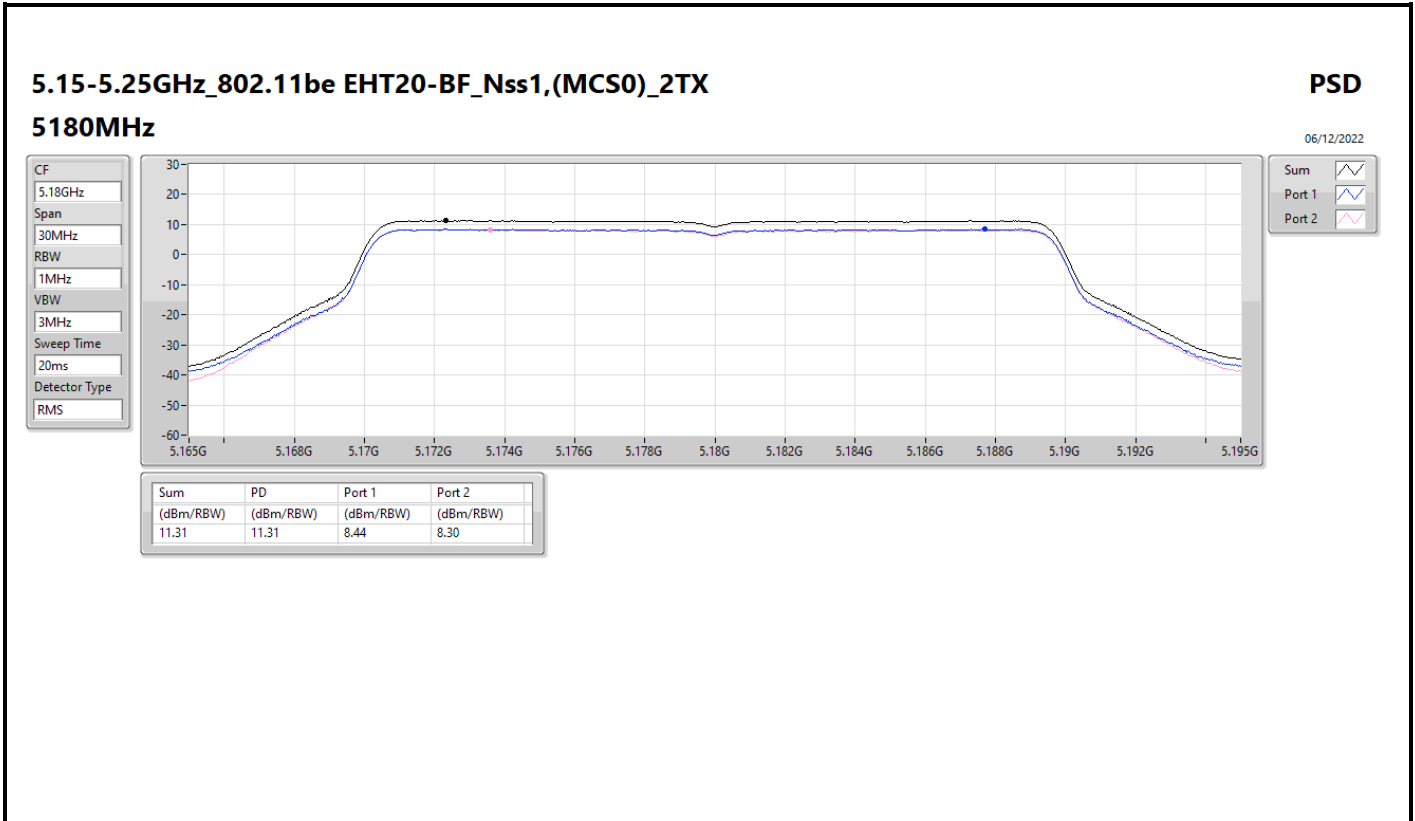
RBW = 500kHz for 5.725-5.85GHz band / 1MHz for other band;



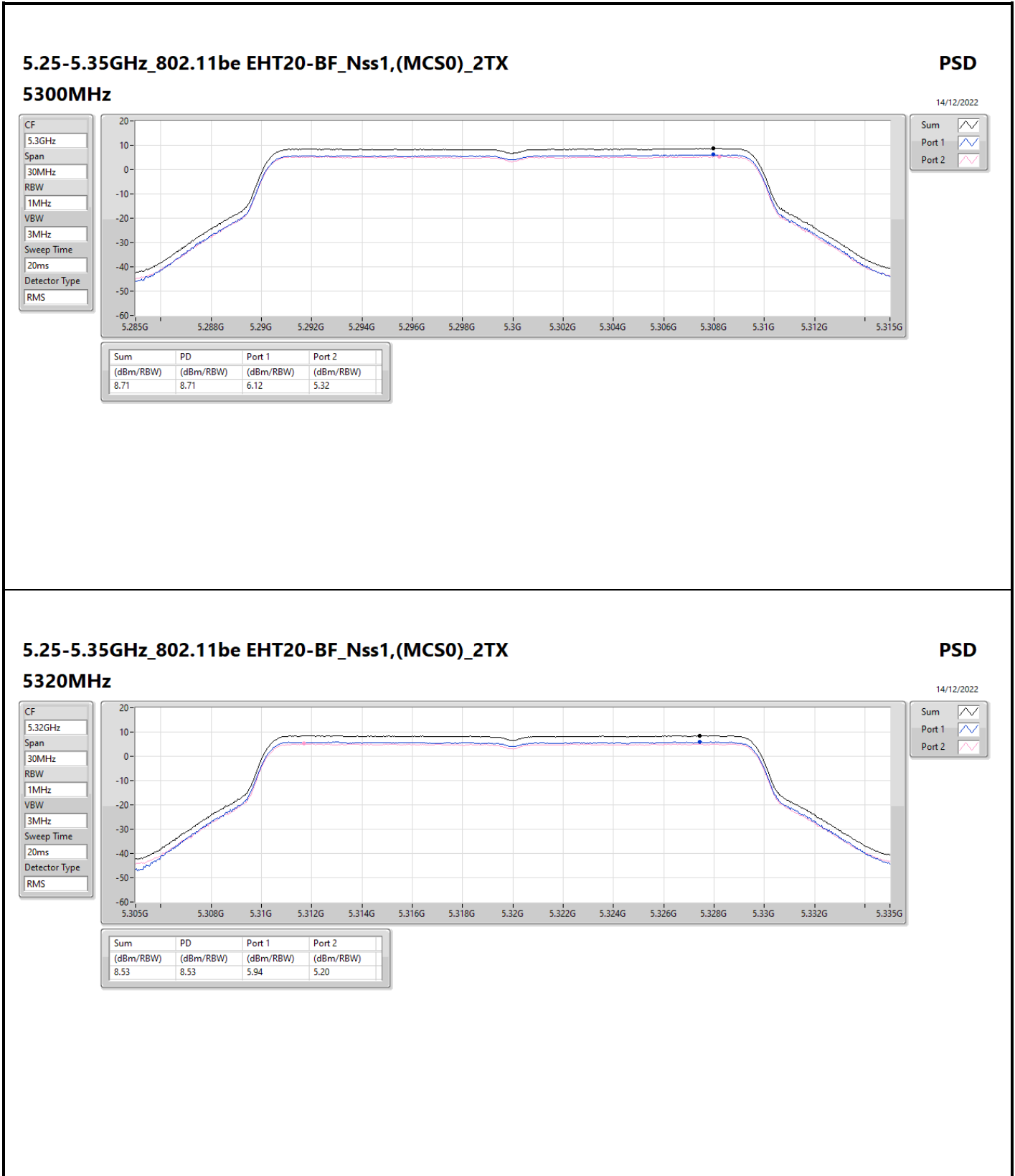
Result

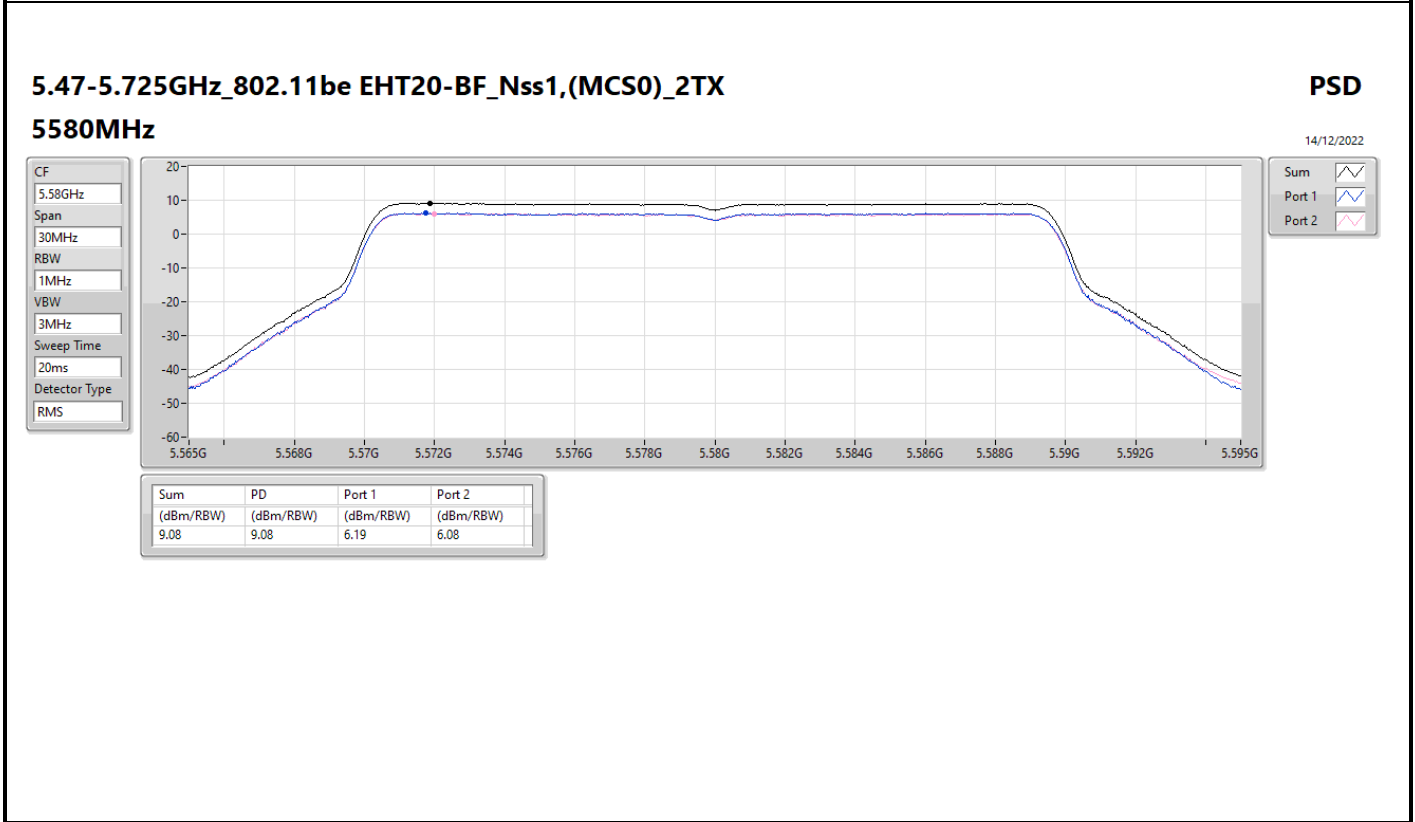
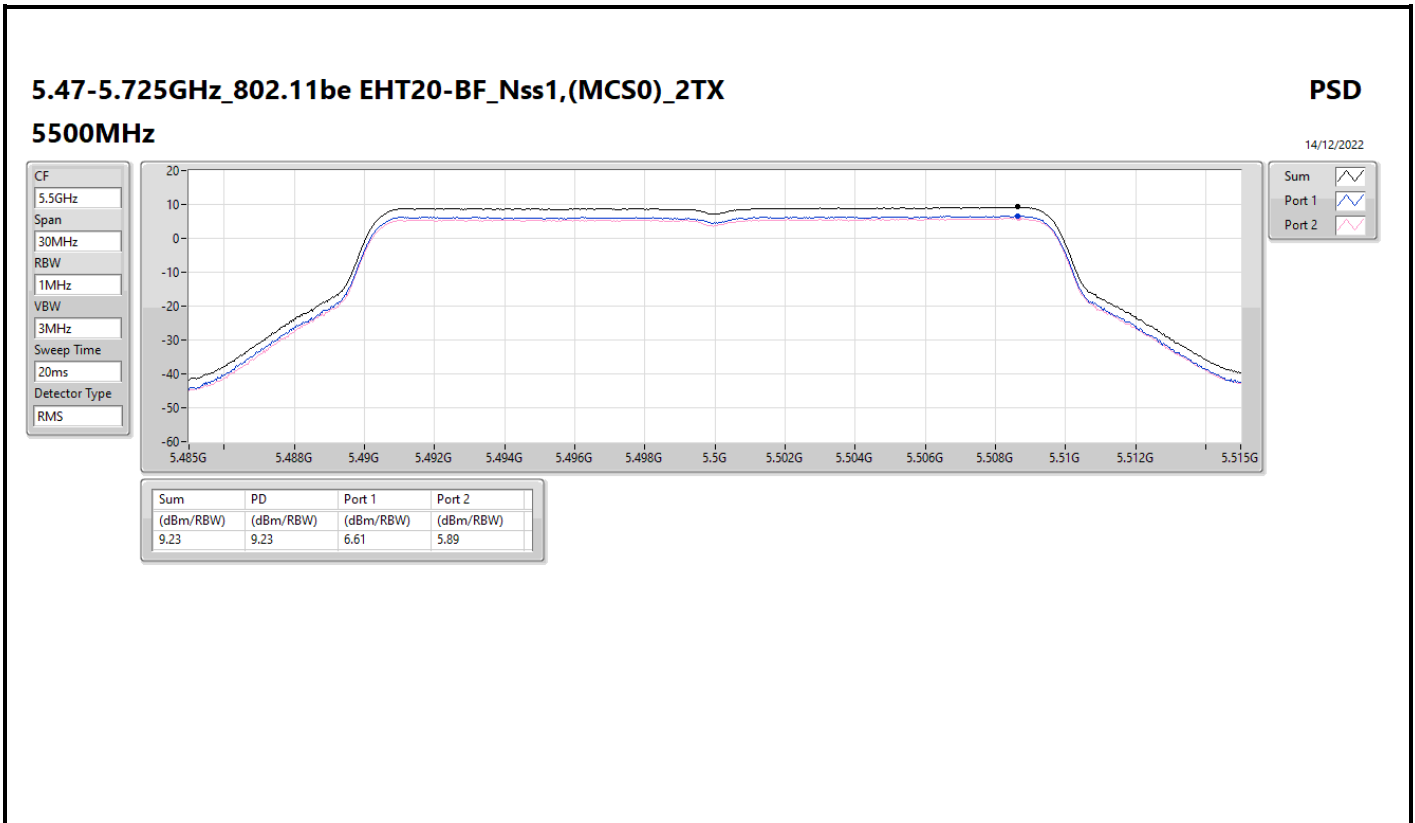
Mode	Result	DG (dBi)	Port 1 (dBm/RBW)	Port 2 (dBm/RBW)	PD (dBm/RBW)	PD Limit (dBm/RBW)
802.11be EHT20-BF_Nss1,(MCS0)_2TX	-	-	-	-	-	-
5180MHz	Pass	6.610	8.44	8.30	11.31	16.39
5200MHz	Pass	6.610	9.53	9.74	12.47	16.39
5240MHz	Pass	6.610	11.79	11.37	14.48	16.39
5260MHz	Pass	6.545	5.99	5.77	8.84	10.46
5300MHz	Pass	6.545	6.12	5.32	8.71	10.46
5320MHz	Pass	6.545	5.94	5.20	8.53	10.46
5500MHz	Pass	6.333	6.61	5.89	9.23	10.67
5580MHz	Pass	6.333	6.19	6.08	9.08	10.67
5700MHz	Pass	6.333	5.92	6.04	8.90	10.67
5720MHz Straddle 5.47-5.725GHz	Pass	6.333	6.82	6.37	9.52	10.67
5720MHz Straddle 5.725-5.85GHz	Pass	6.343	5.76	4.79	8.29	29.66
5745MHz	Pass	6.343	10.23	9.41	12.80	29.66
5785MHz	Pass	6.343	8.28	10.42	12.39	29.66
5825MHz	Pass	6.343	10.48	9.94	13.18	29.66
802.11be EHT40-BF_Nss1,(MCS0)_2TX	-	-	-	-	-	-
5190MHz	Pass	6.610	5.29	5.72	8.43	16.39
5230MHz	Pass	6.610	6.25	6.84	9.42	16.39
5270MHz	Pass	6.545	3.07	2.94	5.97	10.46
5310MHz	Pass	6.545	3.13	2.48	5.72	10.46
5510MHz	Pass	6.333	3.50	2.94	6.21	10.67
5550MHz	Pass	6.333	3.26	2.50	5.78	10.67
5670MHz	Pass	6.333	3.69	2.45	6.05	10.67
5710MHz Straddle 5.47-5.725GHz	Pass	6.333	4.13	3.75	6.79	10.67
5710MHz Straddle 5.725-5.85GHz	Pass	6.343	3.11	2.06	5.55	29.66
5755MHz	Pass	6.343	5.40	4.73	7.96	29.66
5795MHz	Pass	6.343	5.77	5.37	8.56	29.66
802.11be EHT80-BF_Nss1,(MCS0)_2TX	-	-	-	-	-	-
5210MHz	Pass	6.610	2.60	2.61	5.59	16.39
5290MHz	Pass	6.545	0.10	-0.71	2.67	10.46
5530MHz	Pass	6.333	-0.10	-0.59	2.60	10.67
5610MHz	Pass	6.333	0.72	0.37	3.43	10.67
5690MHz Straddle 5.47-5.725GHz	Pass	6.333	1.87	0.96	4.19	10.67
5690MHz Straddle 5.725-5.85GHz	Pass	6.343	0.28	-0.82	2.75	29.66
5775MHz	Pass	6.343	1.18	0.67	3.94	29.66
802.11be EHT160-BF_Nss1,(MCS0)_2TX	-	-	-	-	-	-
5250MHz Straddle 5.15-5.25GHz	Pass	6.610	-3.31	-3.04	-0.24	16.39
5250MHz Straddle 5.25-5.35GHz	Pass	6.545	-2.53	-2.52	0.42	10.46
5570MHz	Pass	6.333	-2.29	-2.30	0.66	10.67
EHT240-BF_Nss1,(MCS0)_2TX	-	-	-	-	-	-
5610MHz	Pass	6.333	-4.95	-5.56	-2.42	10.67

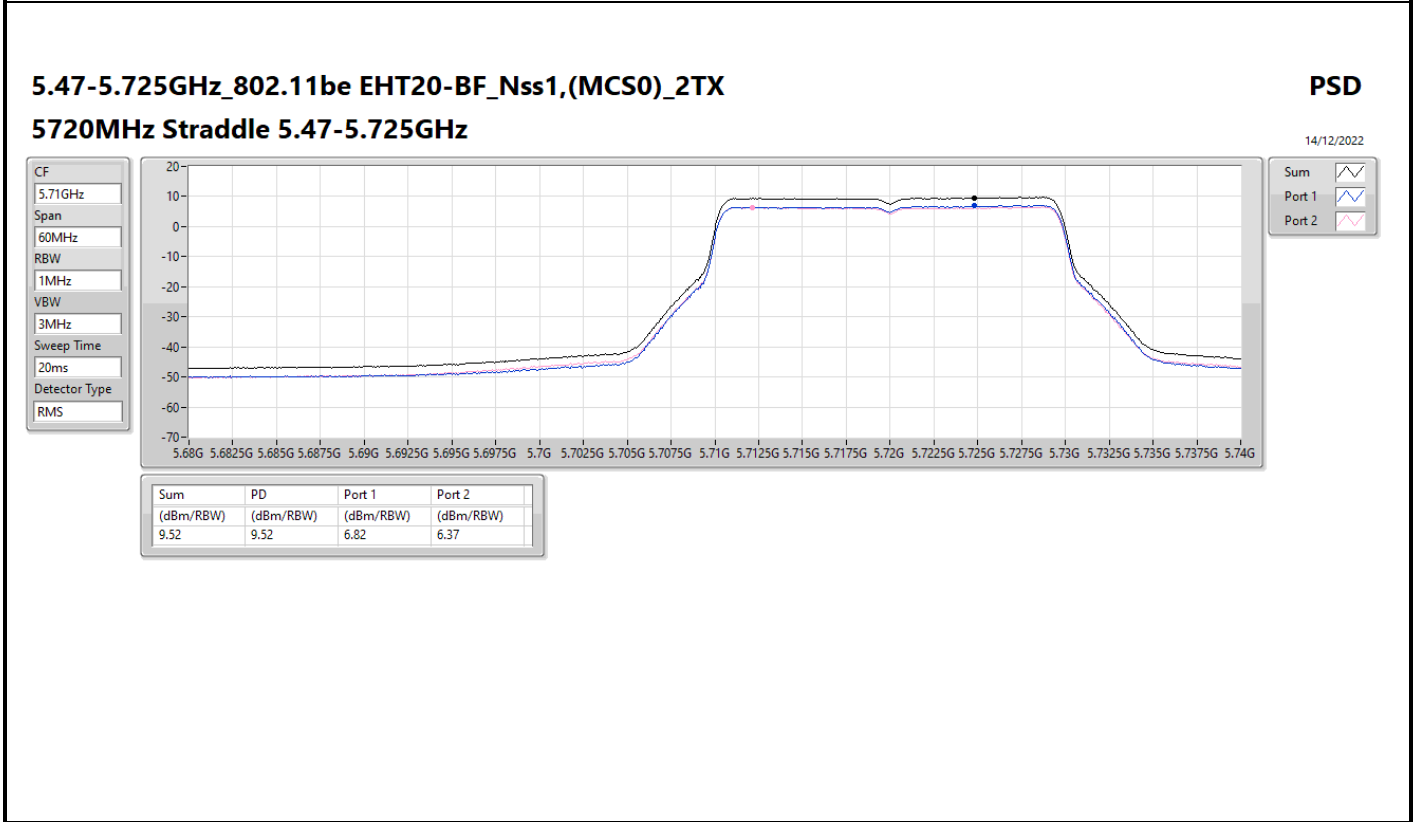
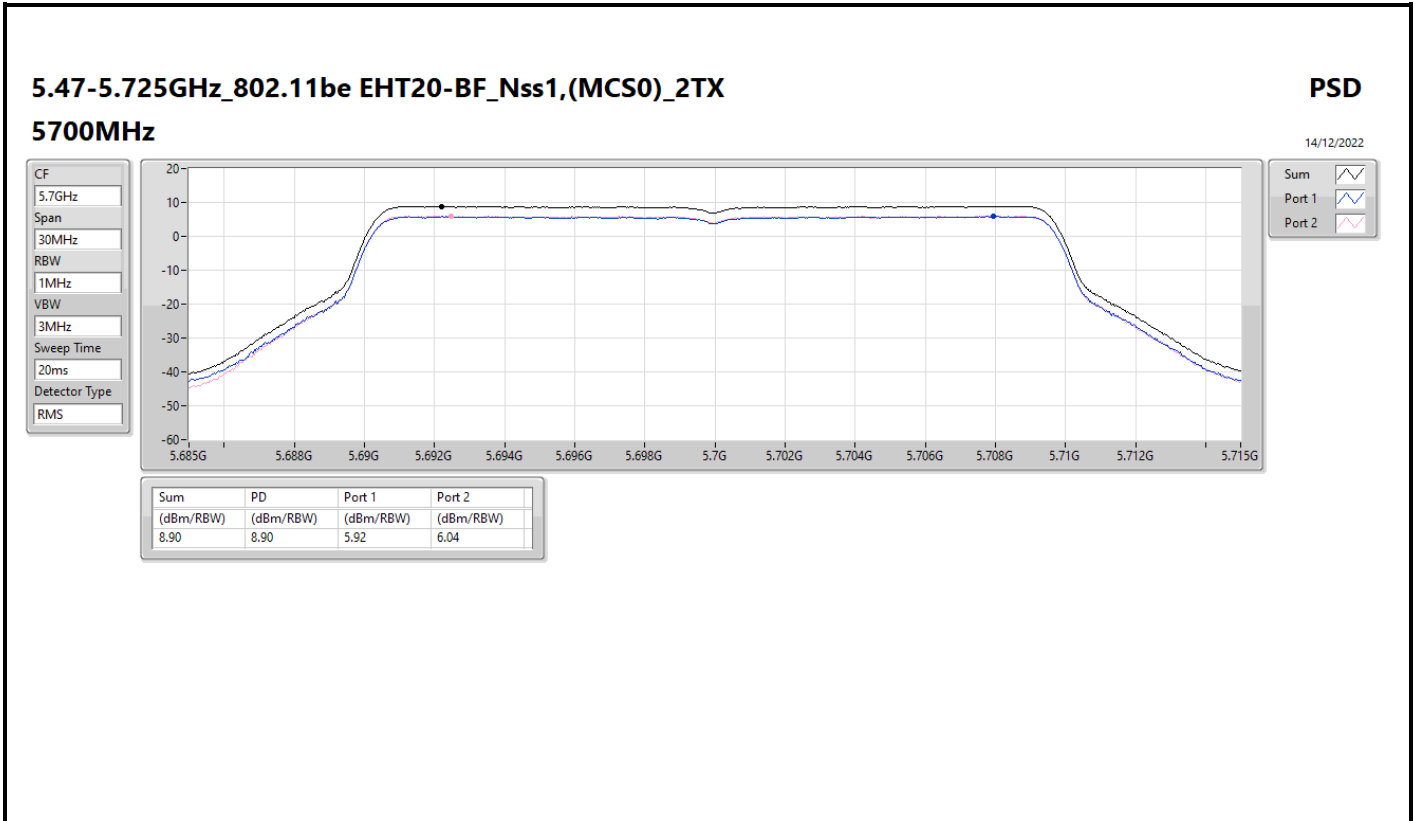
DG = Directional Gain; RBW = 500kHz for 5.725-5.85GHz band / 1MHz for other band;
 PD = trace bin-by-bin of each transmits port summing can be performed maximum power density; Port X = Port X Power Density;

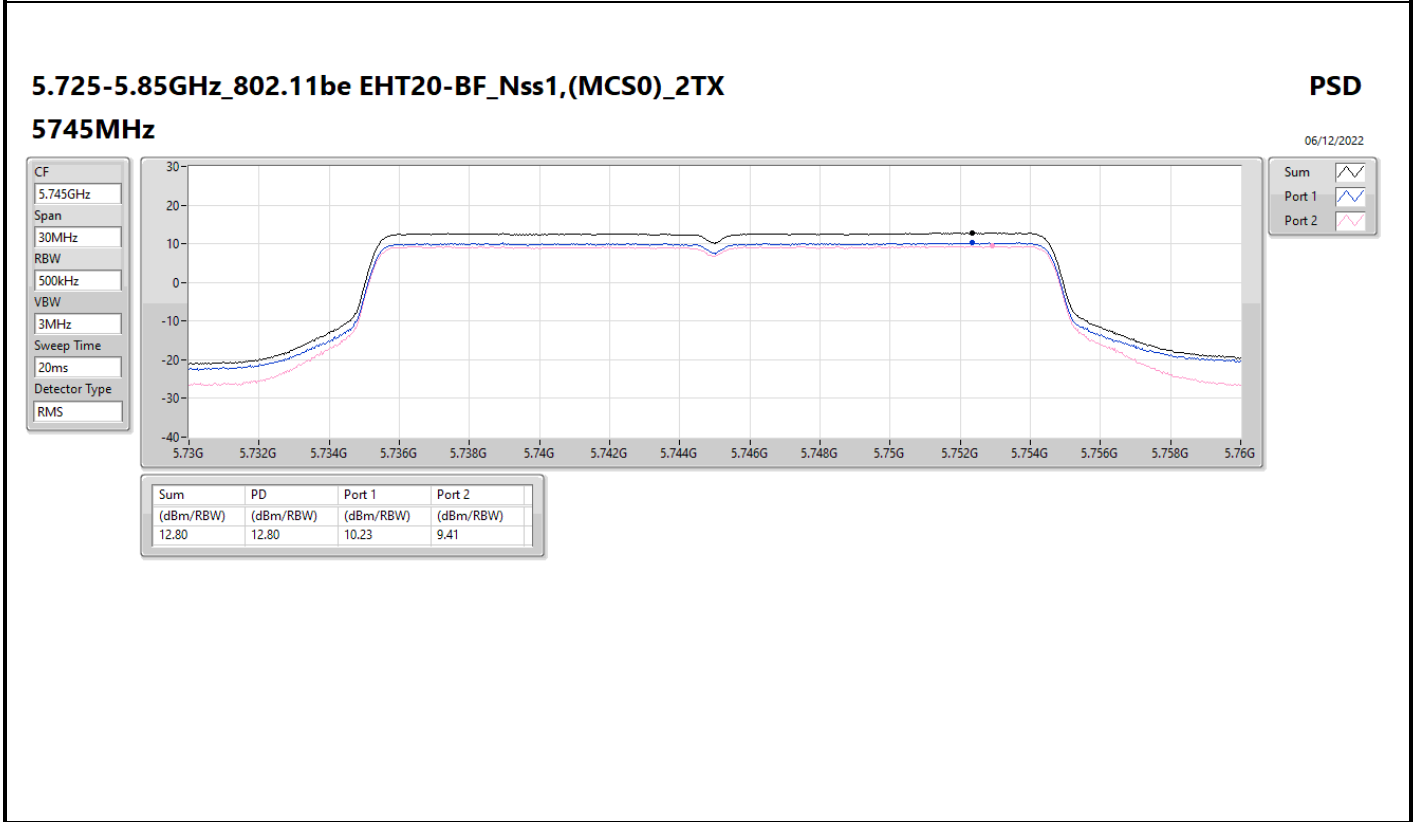
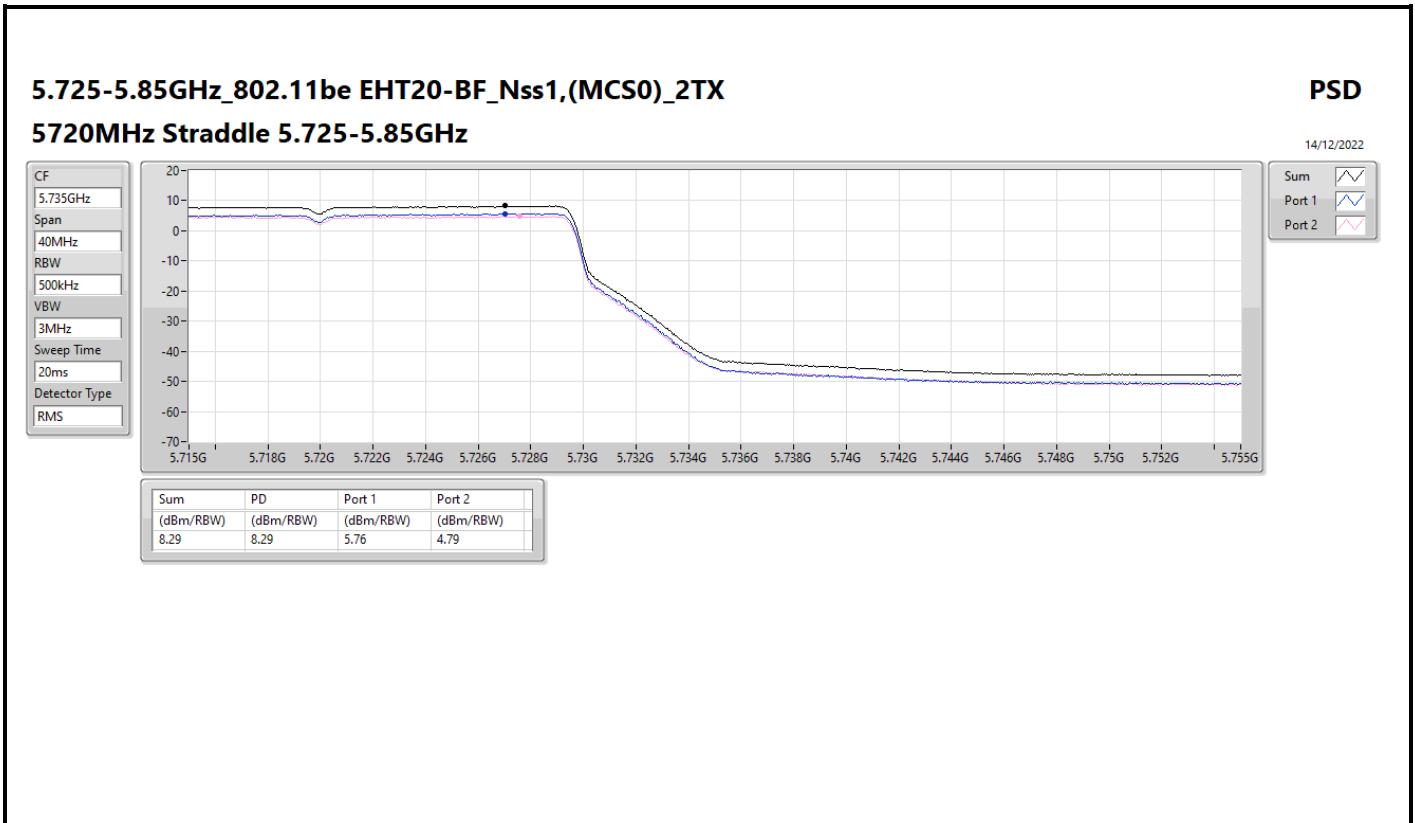


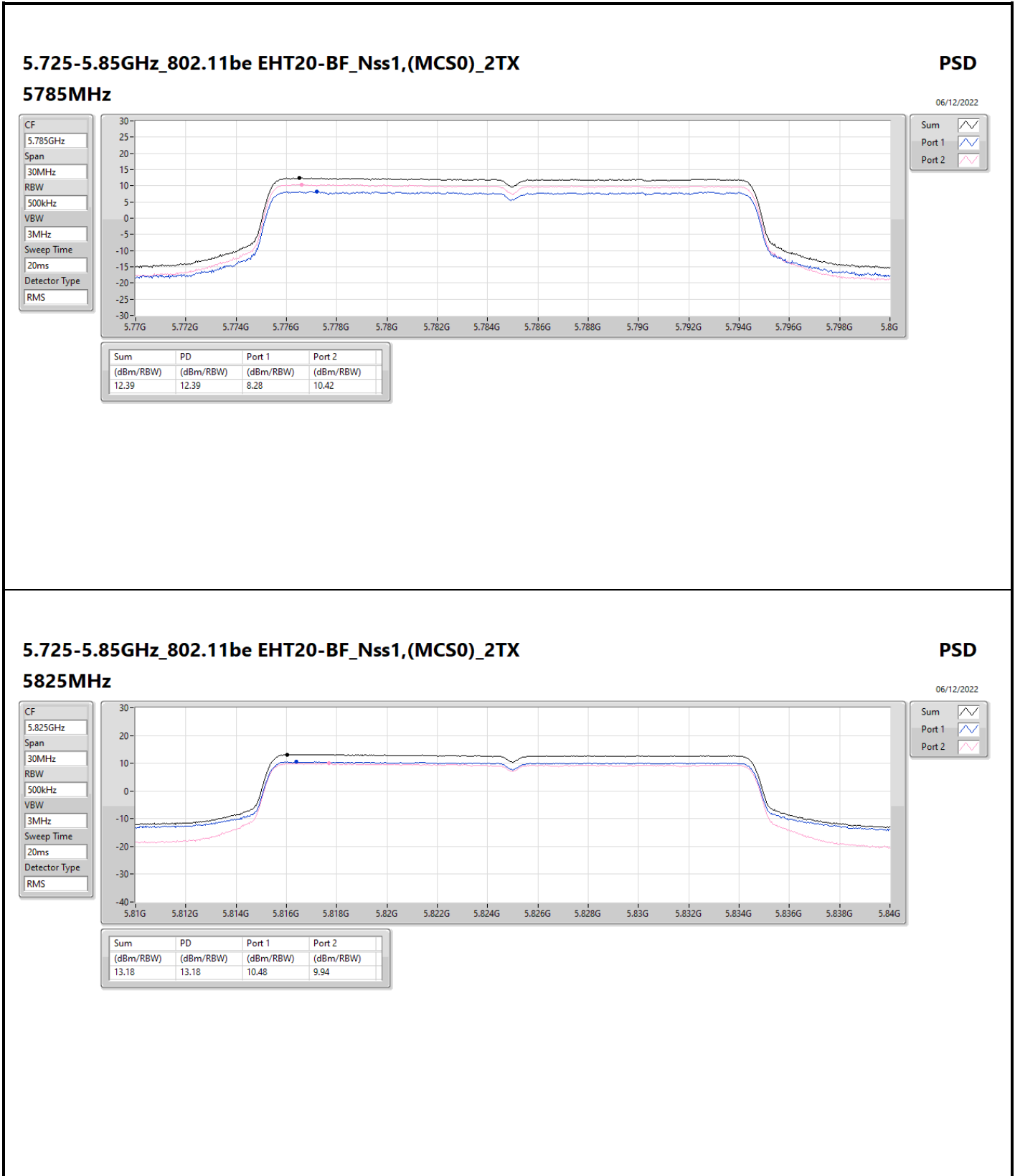


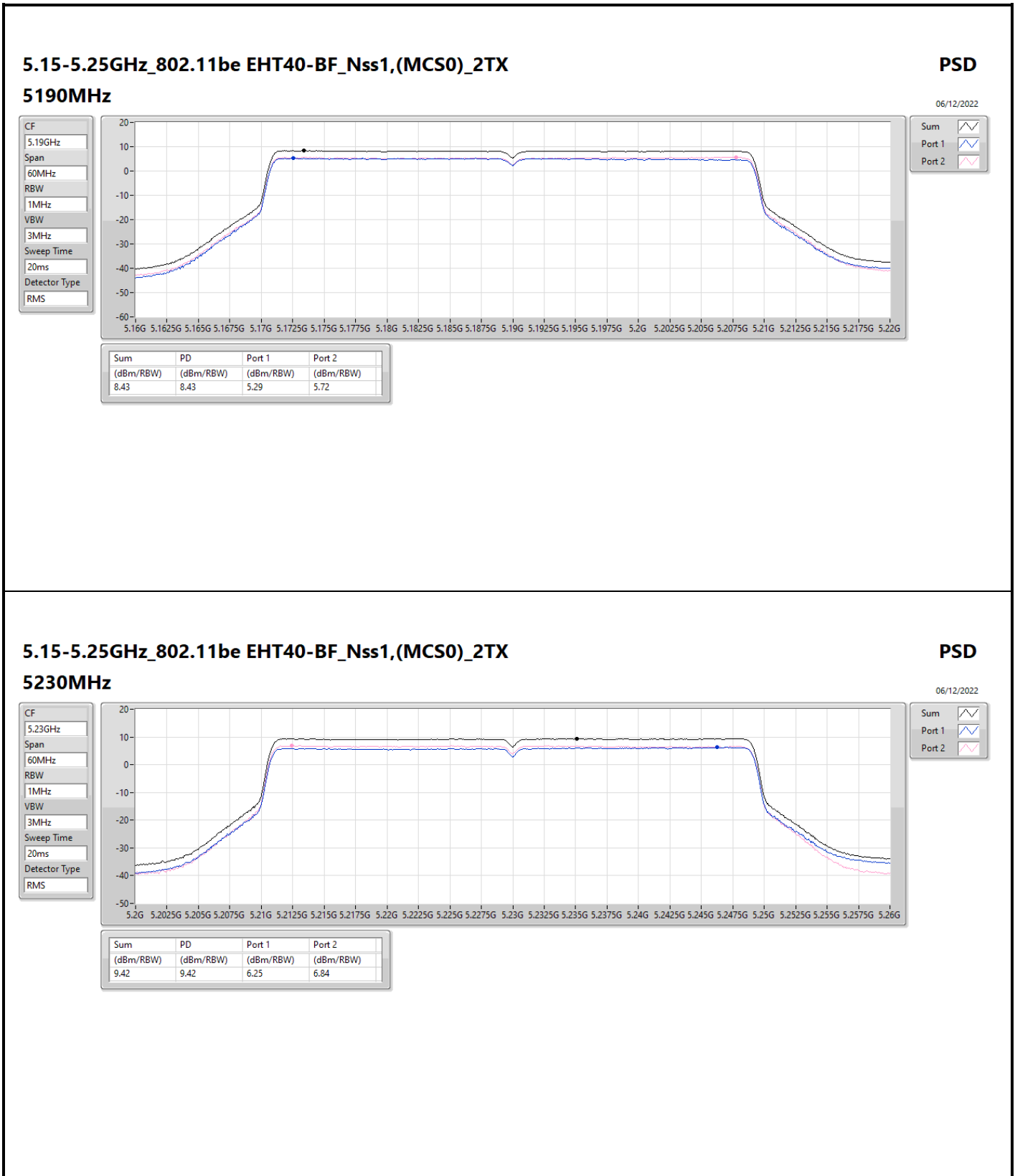










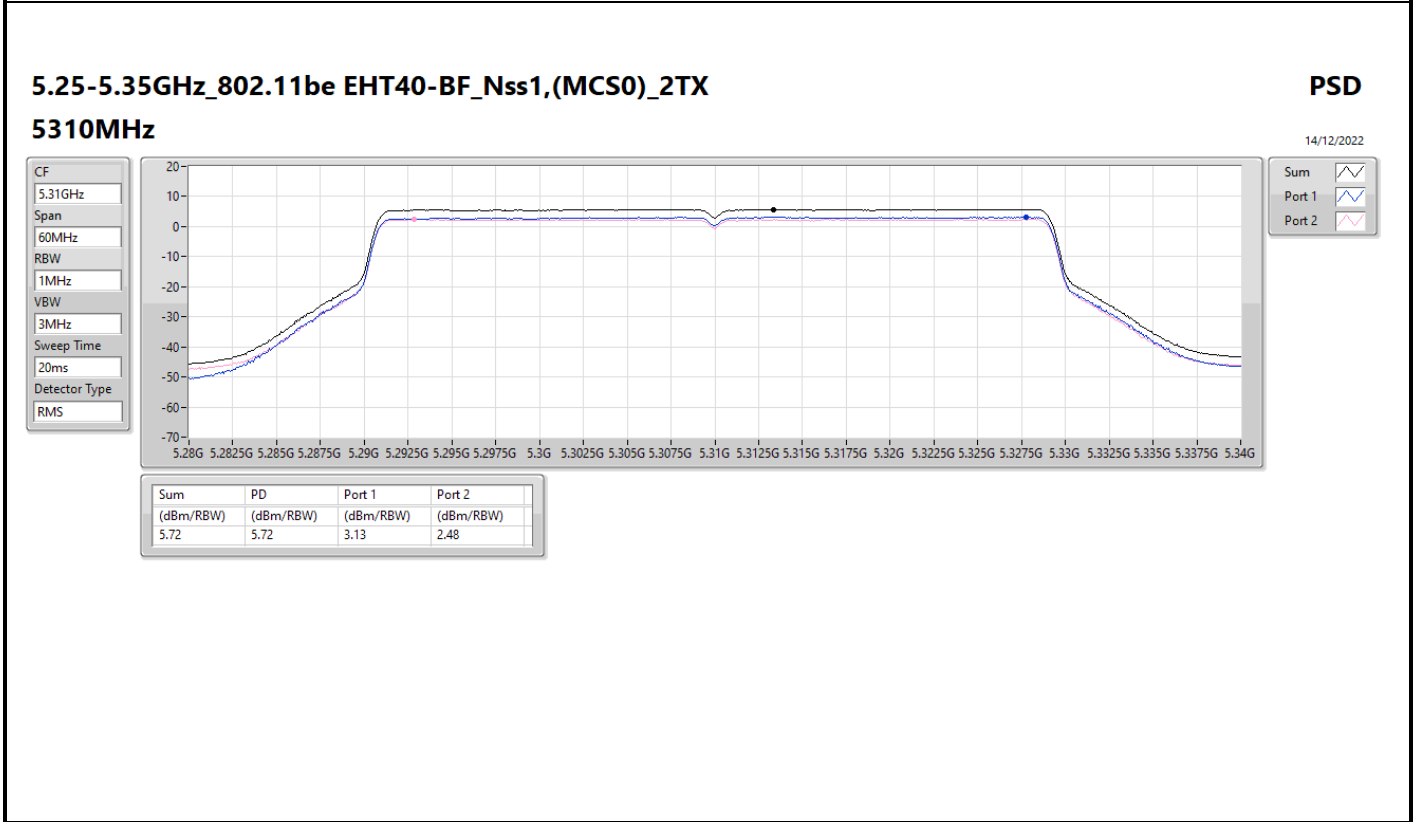
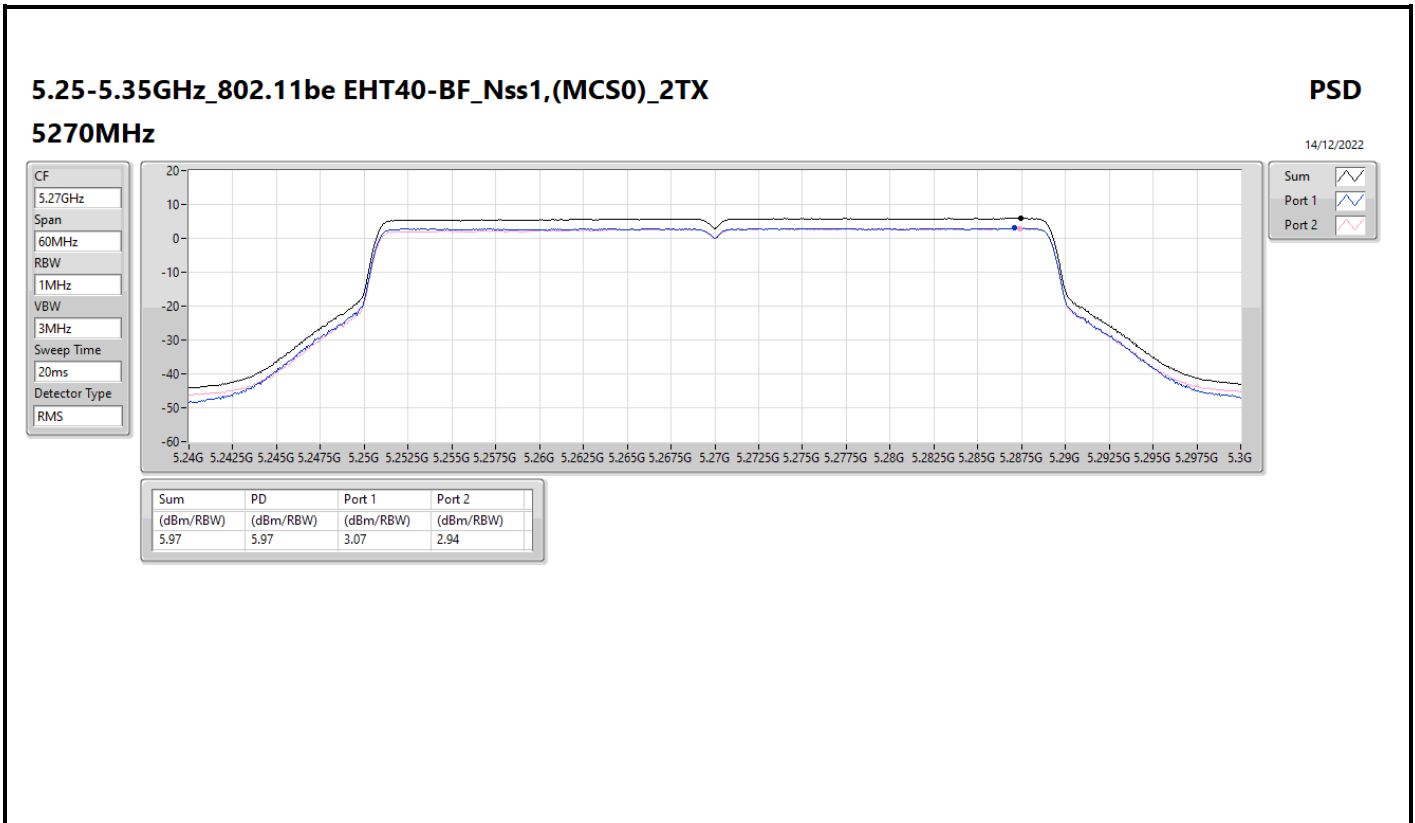


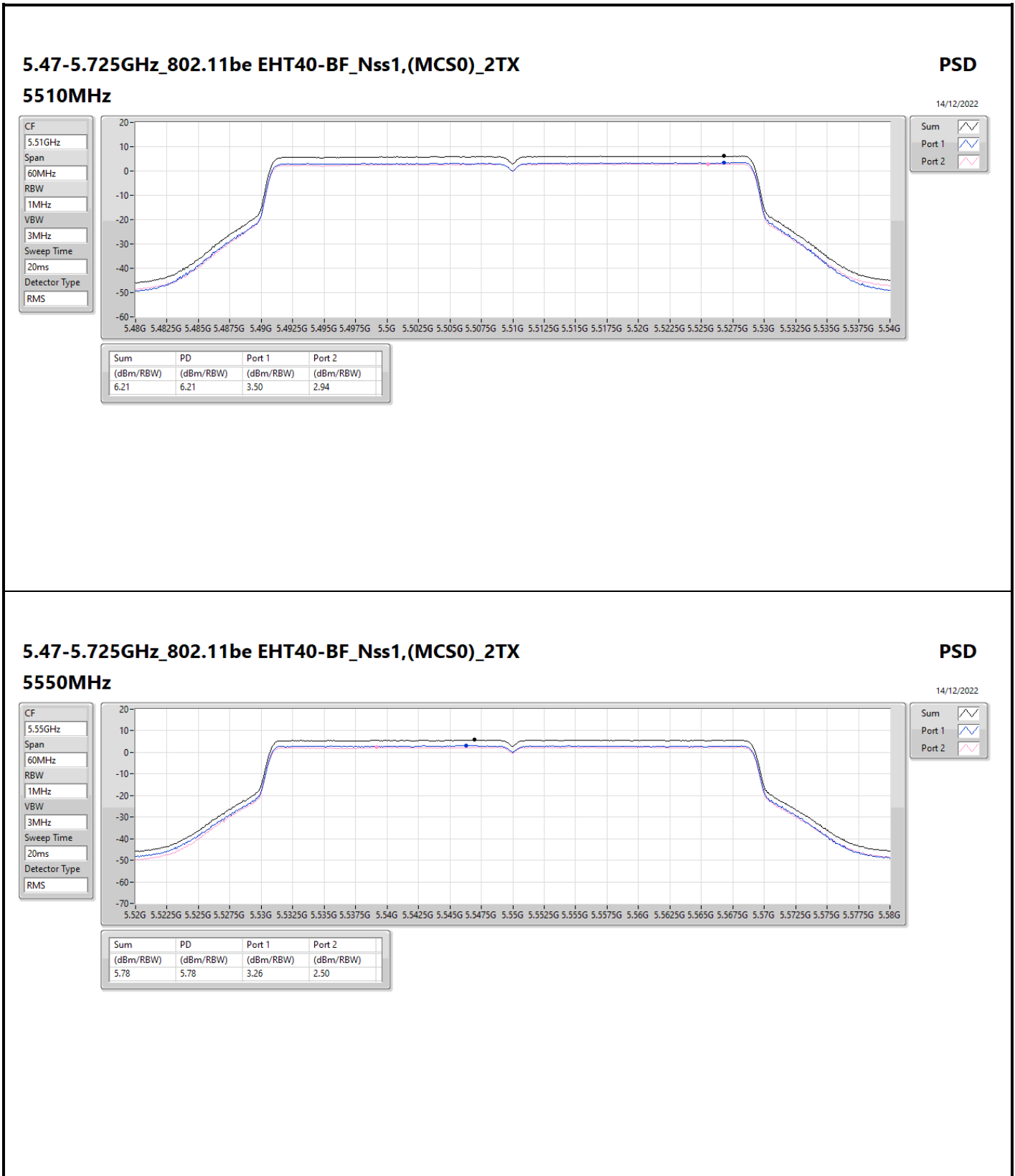
5.15-5.25GHz_802.11be EHT40-BF_Nss1,(MCS0)_2TX

5230MHz

PSD

06/12/2022





5.47-5.725GHz_802.11be EHT40-BF_Nss1,(MCS0)_2TX

5550MHz

PSD

14/12/2022

CF
5.55GHz

Span
60MHz

RBW
1MHz

VBW
3MHz

Sweep Time
20ms

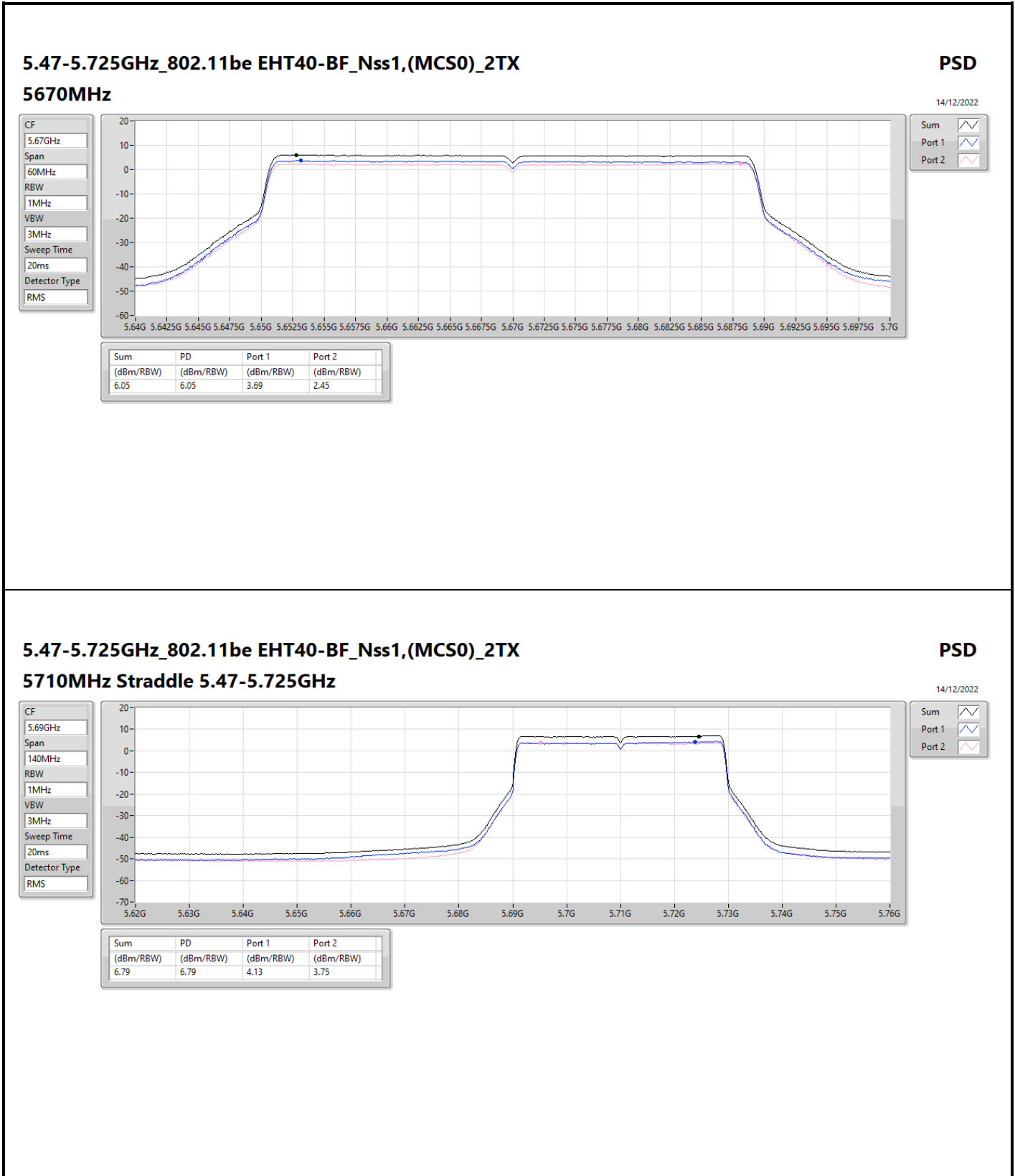
Detector Type
RMS



Sum 

Port 1 

Port 2 



5.47-5.725GHz_802.11be EHT40-BF_Nss1,(MCS0)_2TX

5710MHz Straddle 5.47-5.725GHz

PSD

14/12/2022

CF
5.69GHz

Span
140MHz

RBW
1MHz

VBW
3MHz

Sweep Time
20ms

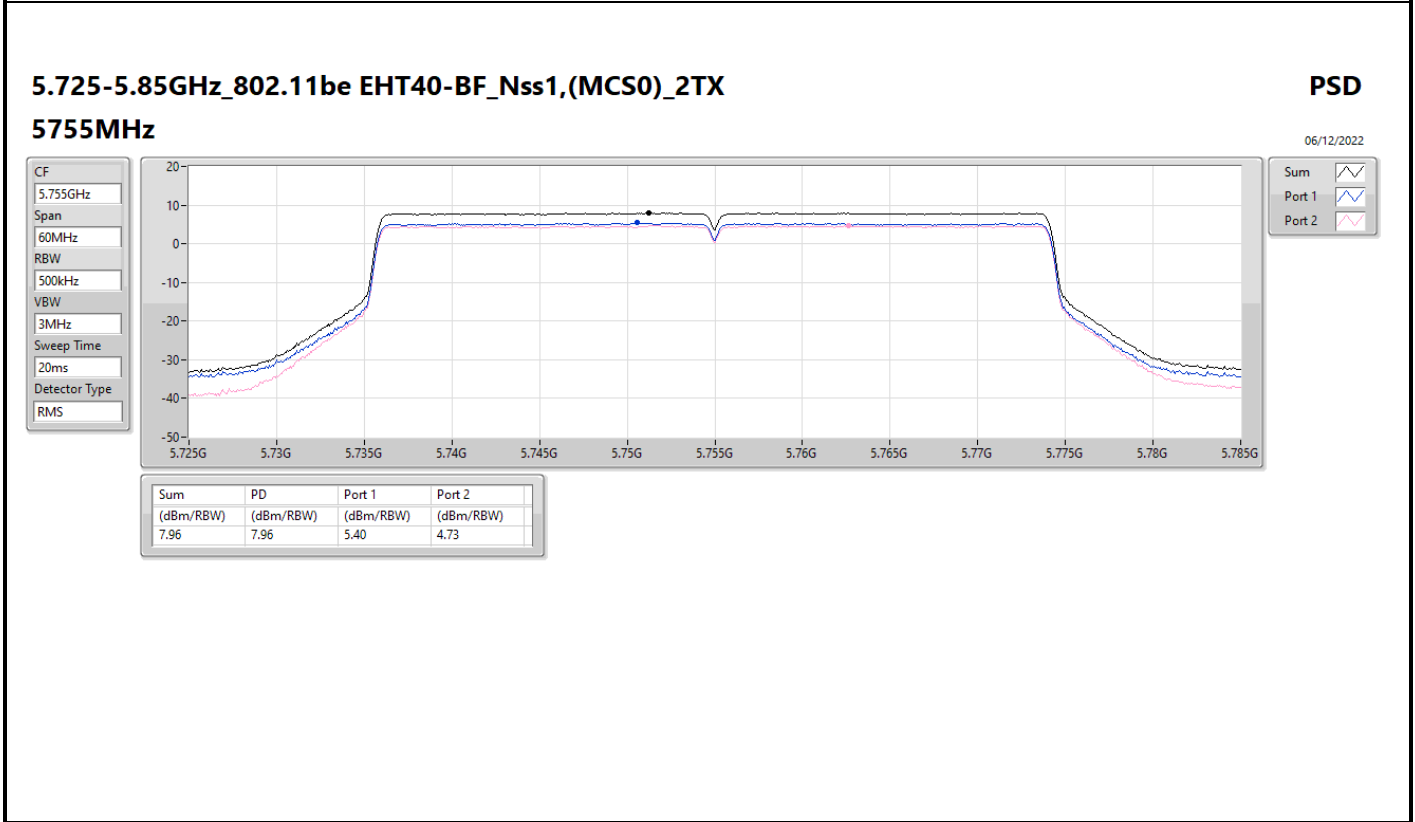
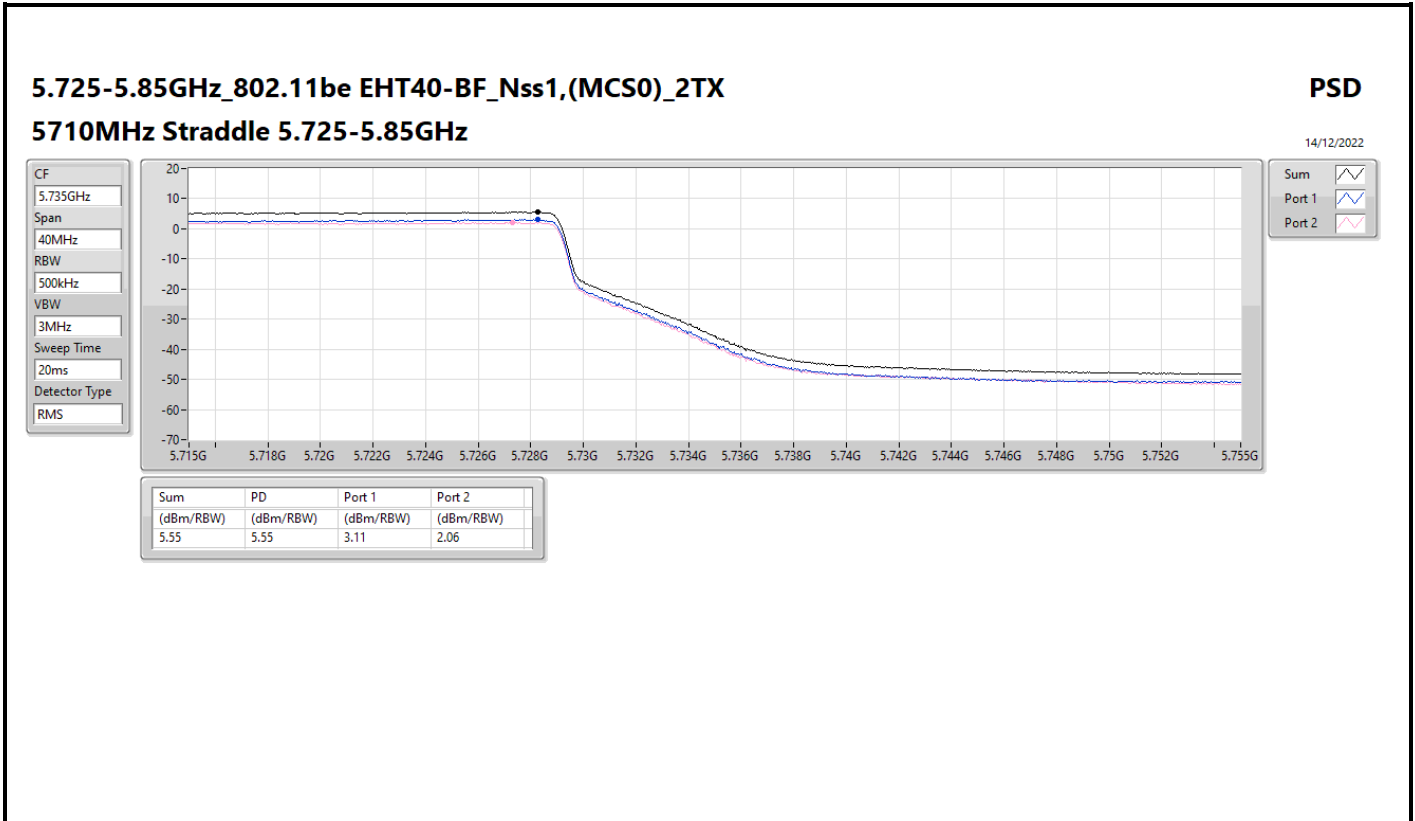
Detector Type
RMS

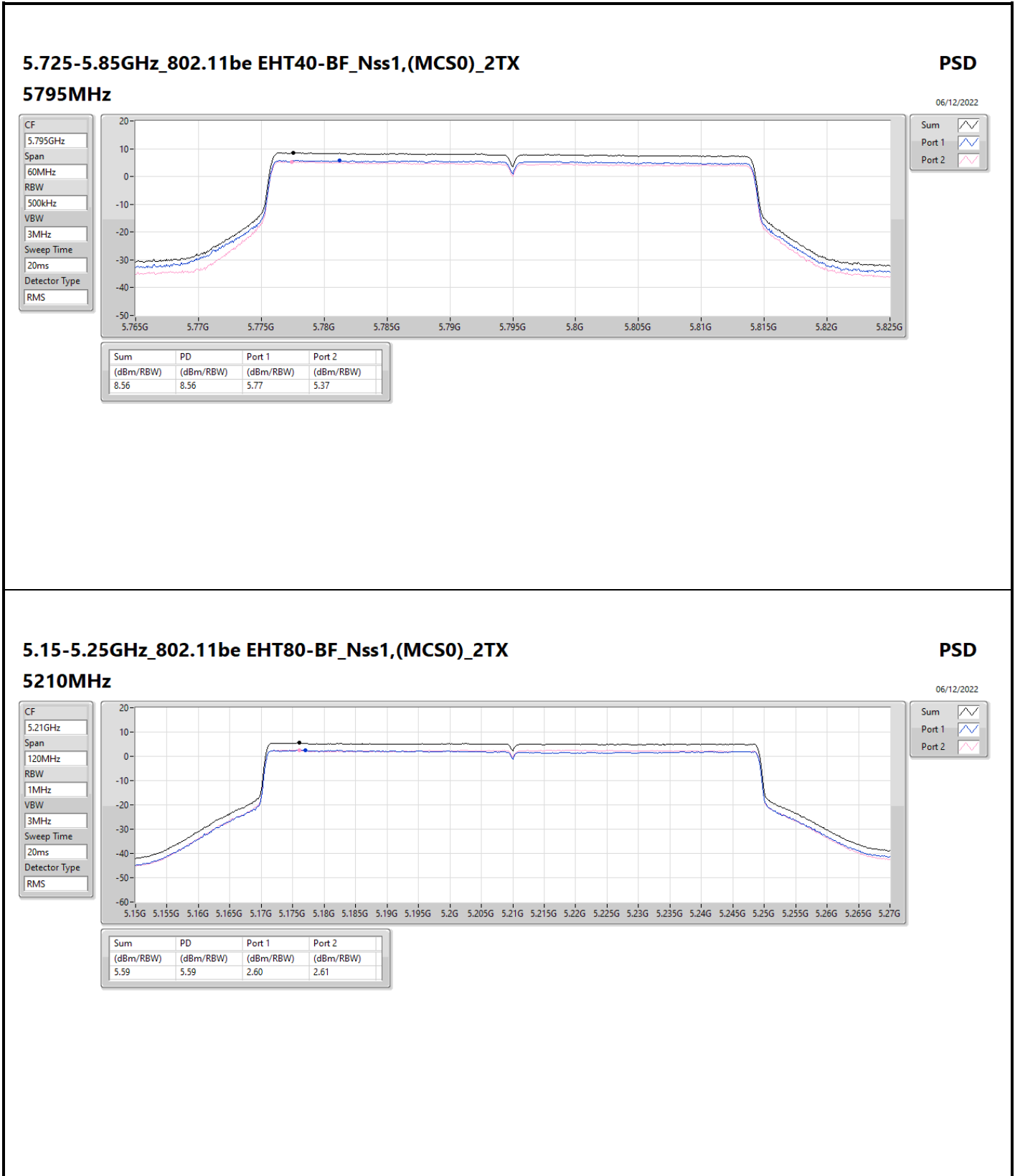


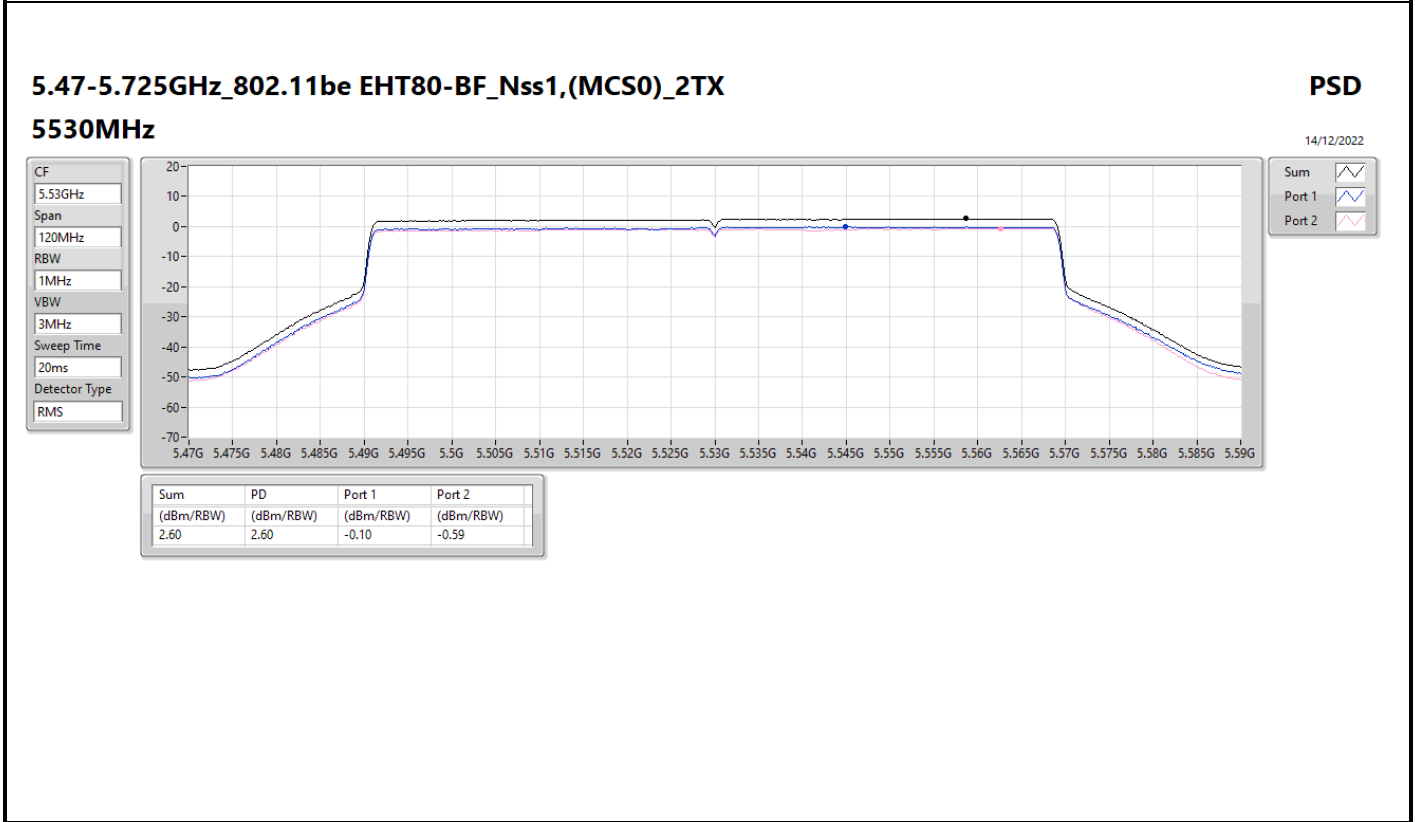
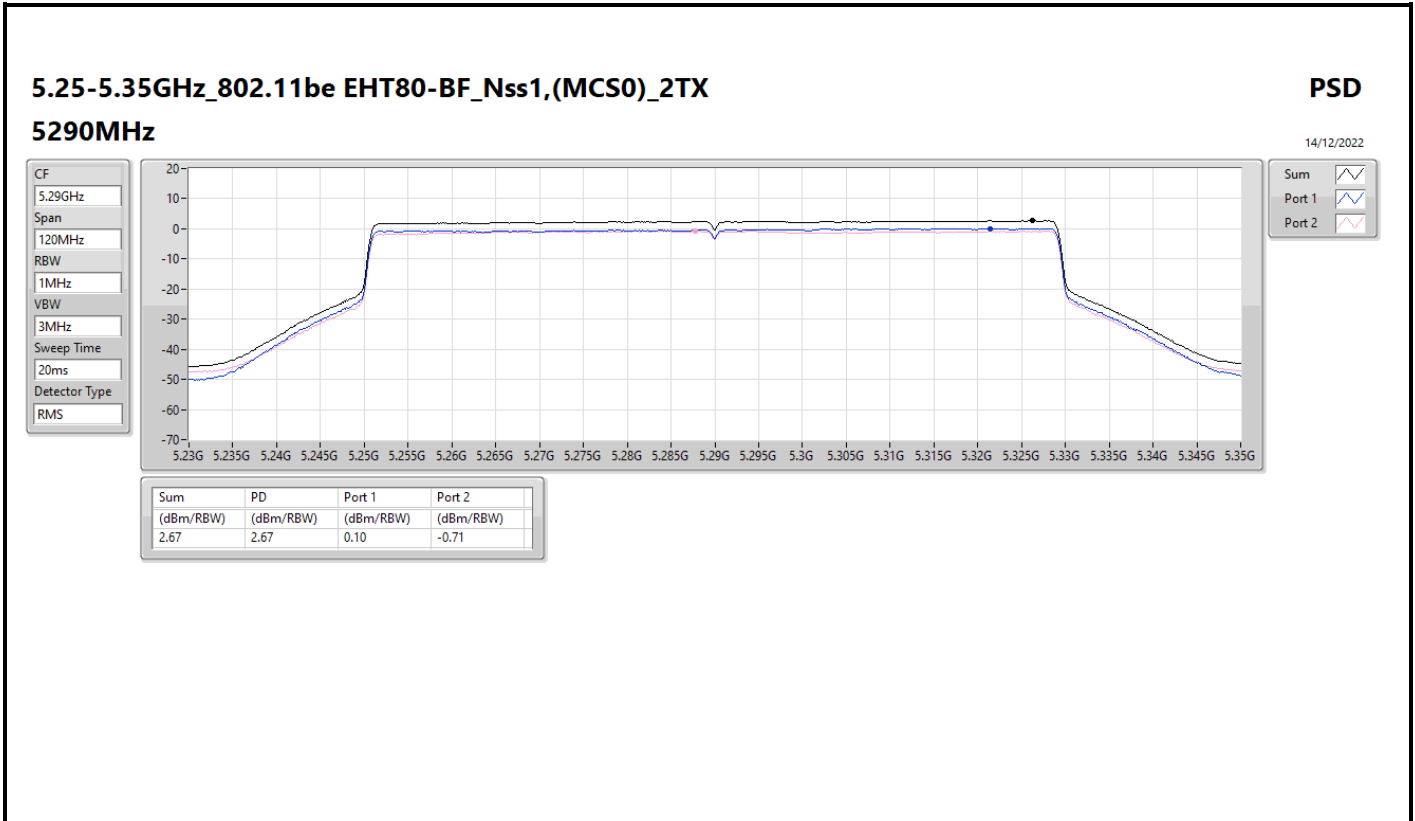
Sum 

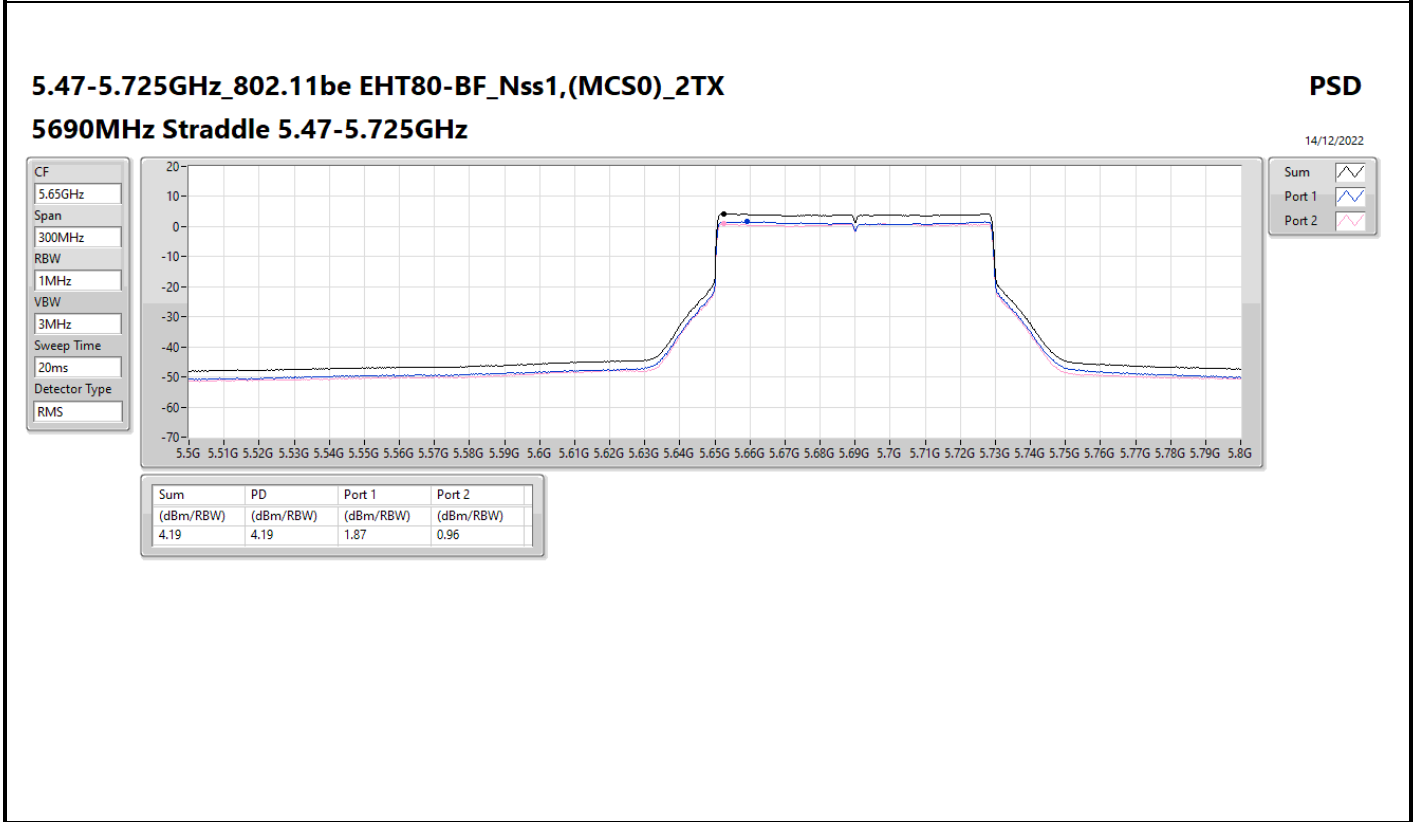
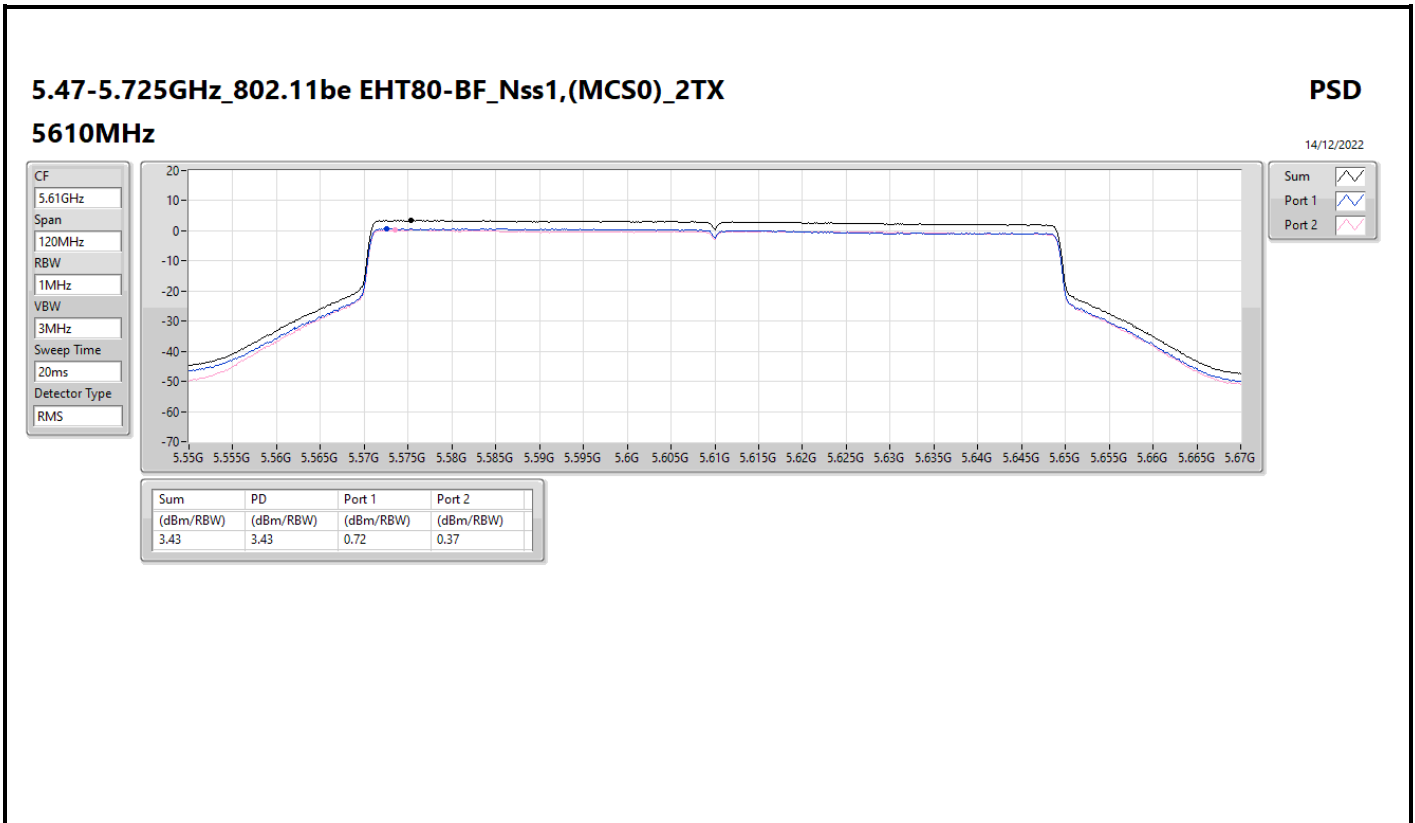
Port 1 

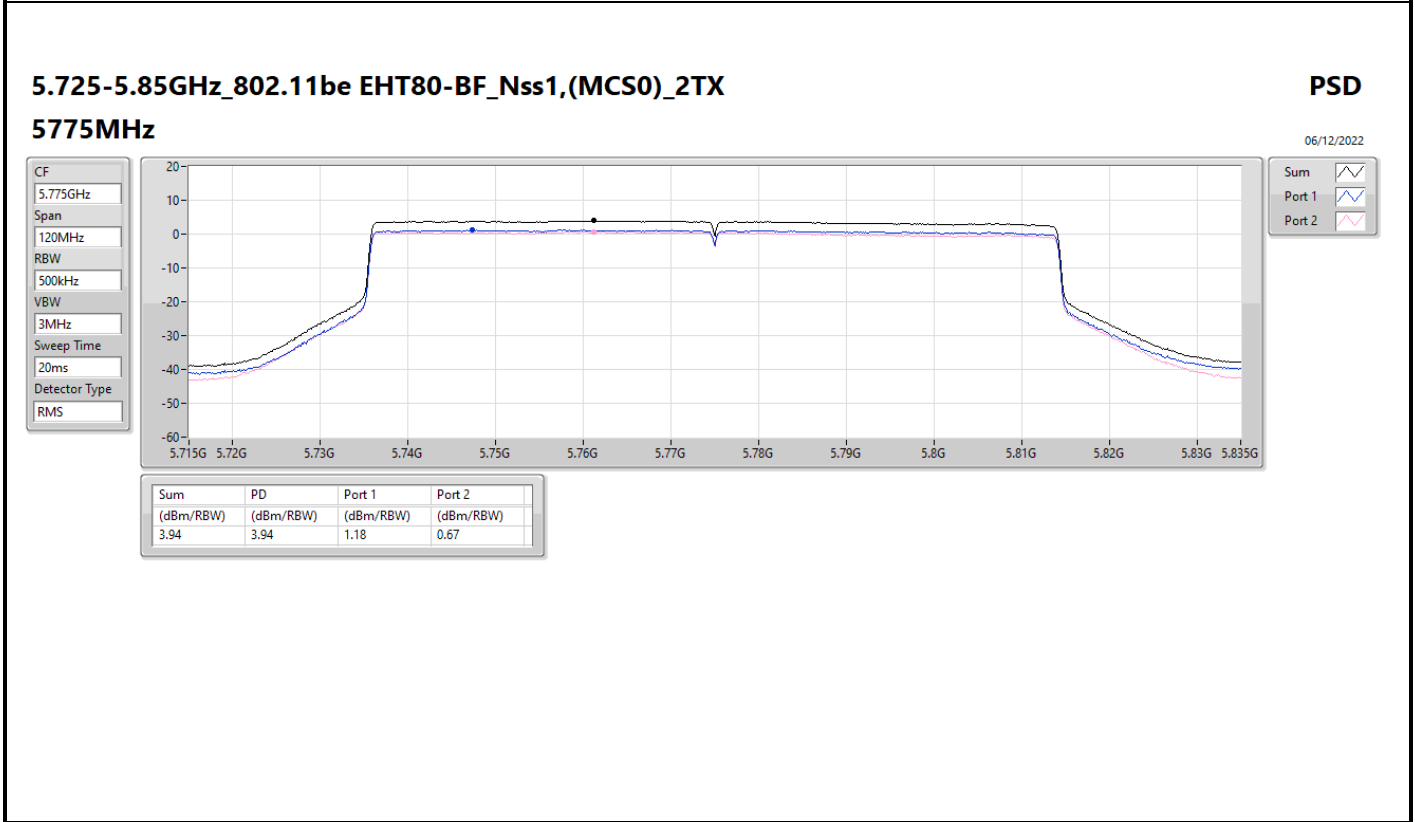
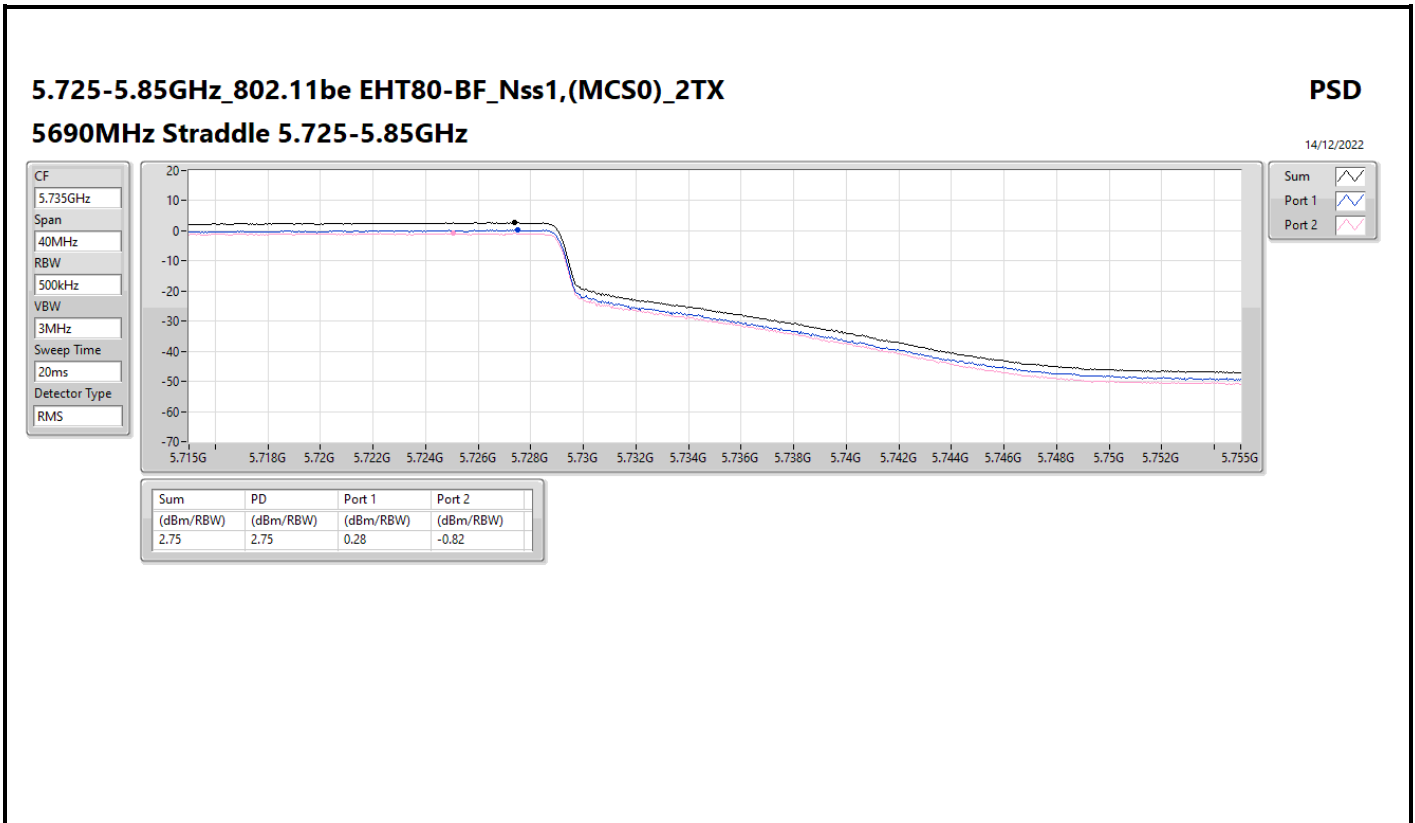
Port 2 

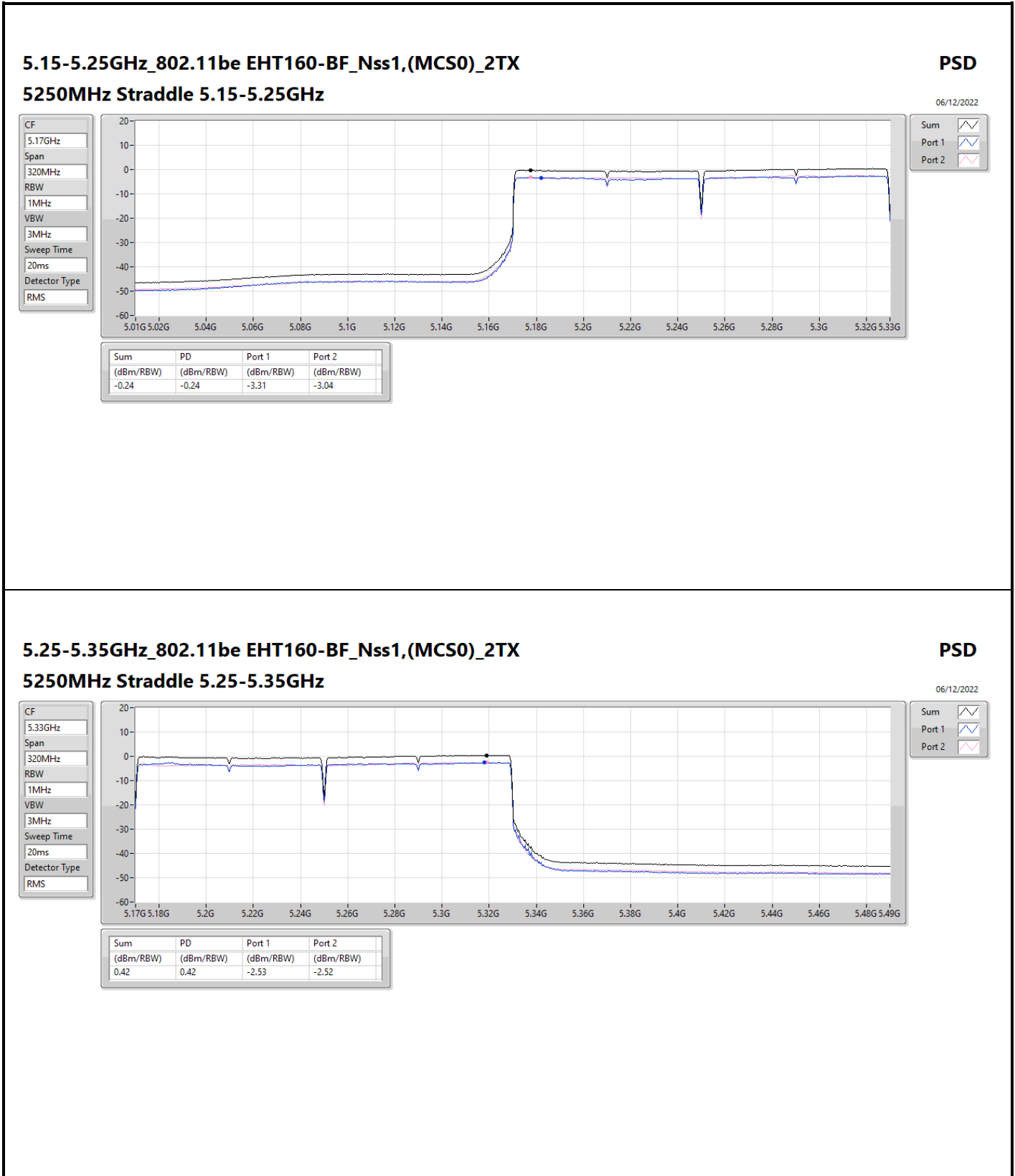










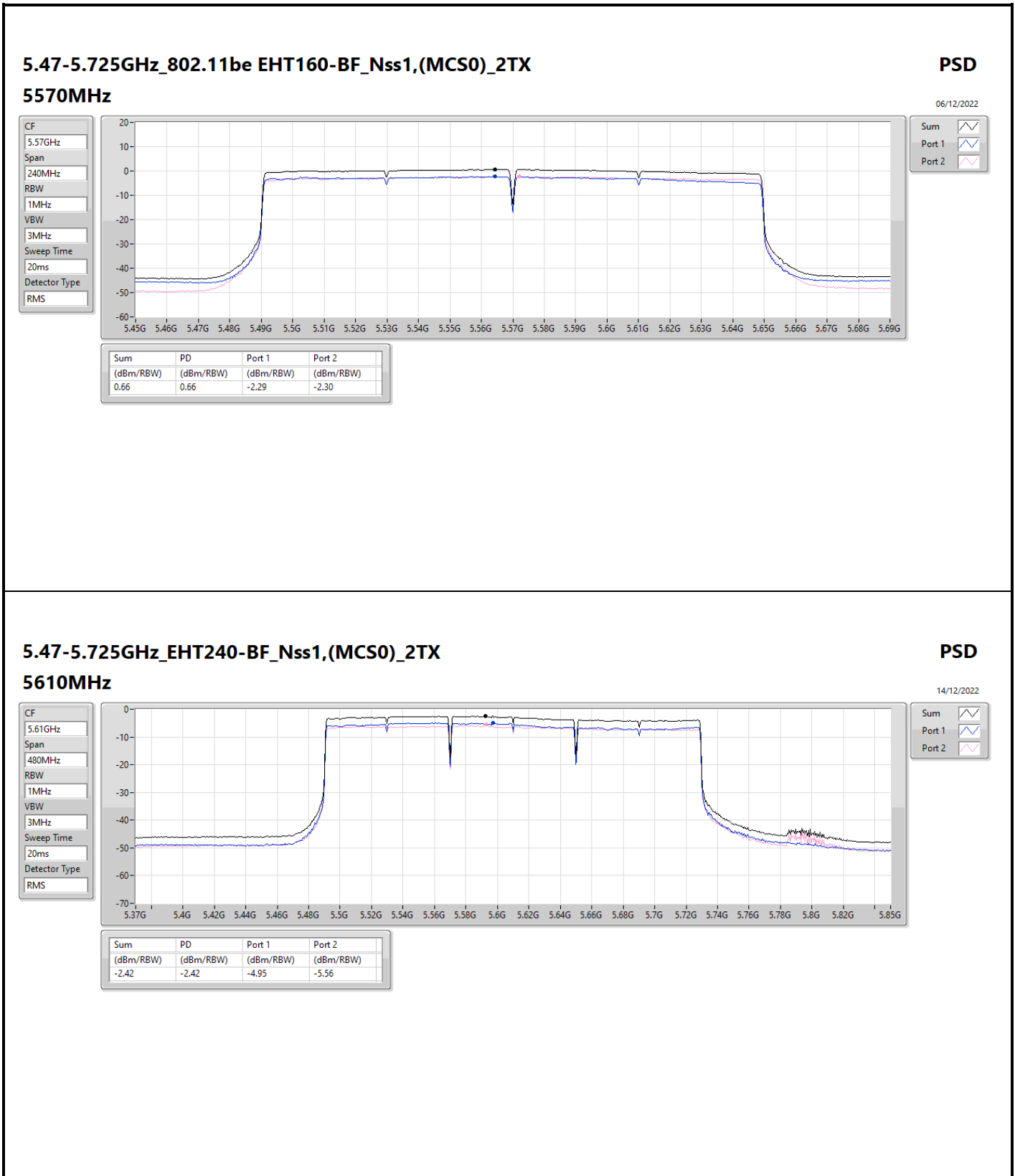


5.25-5.35GHz_802.11be EHT160-BF_Nss1,(MCS0)_2TX

5250MHz Straddle 5.25-5.35GHz

PSD

06/12/2022

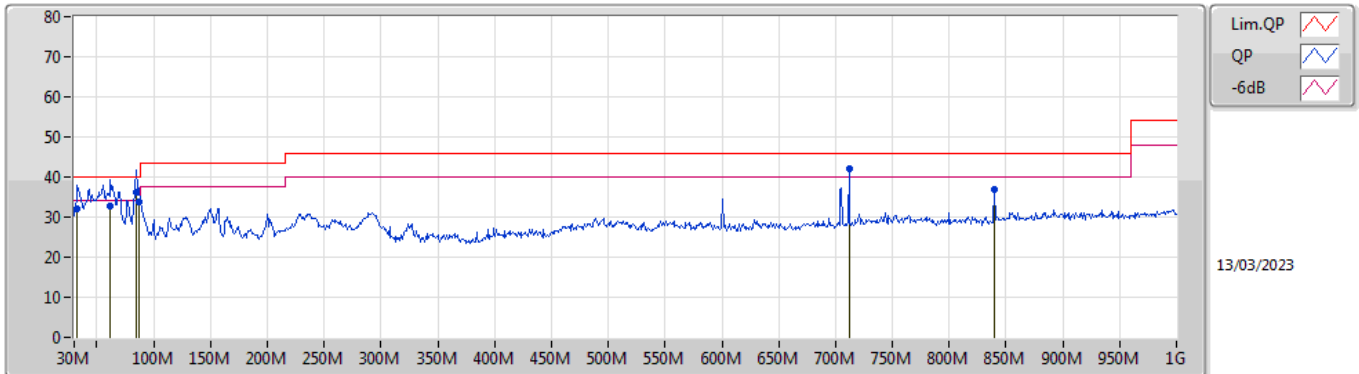




Summary

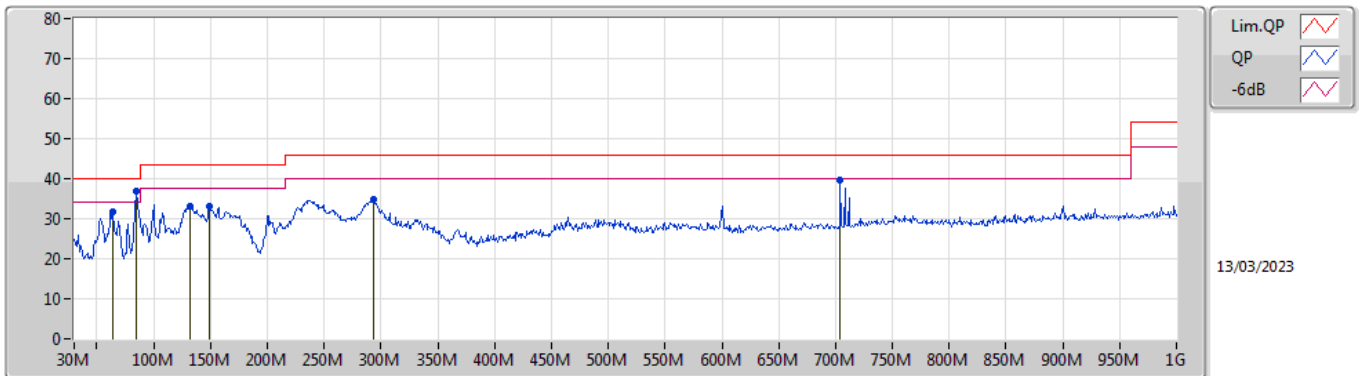
Mode	Result	Type	Freq (Hz)	Level (dBuV/m)	Limit (dBuV/m)	Margin (dB)	Condition
Mode 2	Pass	PK	84.32M	36.75	40.00	-3.25	Horizontal

Mode 2



Type	Freq (Hz)	Level (dBuV/m)	Limit (dBuV/m)	Margin (dB)	Factor (dB/m)	Dist (m)	Condition	Azimuth (°)	Height (m)	Comment	Raw (dBuV/m)	AF (dB/m)	CL (dB)	PA (dB)
QP	32.91M	32.07	40.00	-7.93	-8.33	3	Vertical	197	1.00	-	40.40	22.88	0.80	32.01
QP	62.01M	32.81	40.00	-7.19	-18.69	3	Vertical	309	1.25	-	51.50	12.40	1.08	32.17
QP	84.32M	36.18	40.00	-3.82	-17.12	3	Vertical	202	1.25	"Worst"	53.30	13.62	1.23	31.97
QP	87.23M	33.80	40.00	-6.20	-16.60	3	Vertical	215	1.00	-	50.40	14.16	1.25	32.01
PK	711.91M	41.92	46.00	-4.08	-3.12	3	Vertical	337	1.25	-	45.04	24.93	3.65	31.70
PK	839.95M	36.84	46.00	-9.16	-1.14	3	Vertical	264	1.25	-	37.98	26.08	3.98	31.20

Mode 2



Type	Freq (Hz)	Level (dBuV/m)	Limit (dBuV/m)	Margin (dB)	Factor (dB/m)	Dist (m)	Condition	Azimuth (°)	Height (m)	Comment	Raw (dBuV/m)	AF (dB/m)	CL (dB)	PA (dB)
PK	63.95M	31.59	40.00	-8.41	-18.63	3	Horizontal	301	3.00	-	50.22	12.41	1.10	32.14
PK	84.32M	36.75	40.00	-3.25	-17.12	3	Horizontal	129	2.00	"Worst"	53.87	13.62	1.23	31.97
PK	131.85M	33.27	43.50	-10.23	-12.71	3	Horizontal	111	1.50	-	45.98	17.73	1.52	31.96
PK	149.31M	33.09	43.50	-10.41	-13.97	3	Horizontal	143	2.00	-	47.06	16.48	1.59	32.04
PK	292.87M	34.68	46.00	-11.32	-10.56	3	Horizontal	310	1.25	-	45.24	18.94	2.26	31.76
PK	704.15M	39.64	46.00	-6.36	-3.22	3	Horizontal	211	1.50	-	42.86	24.88	3.63	31.73

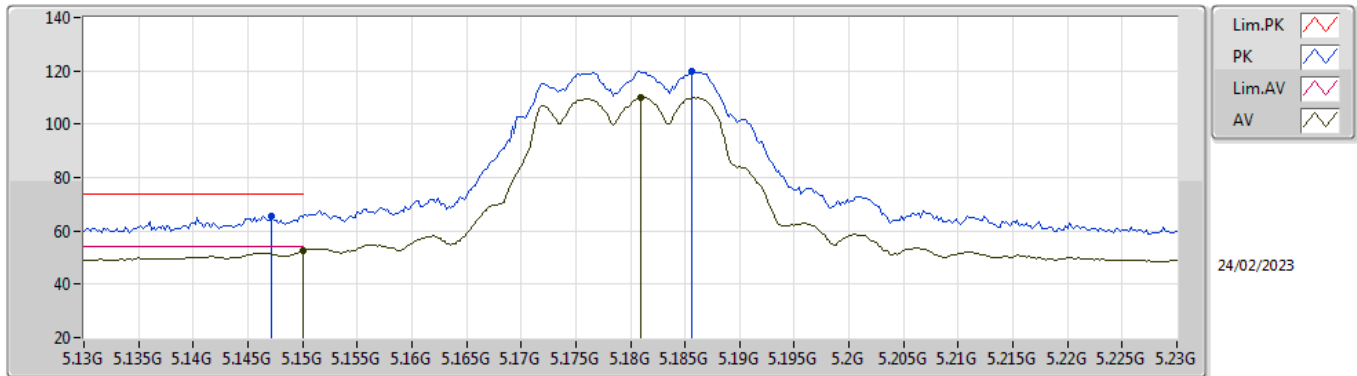


Summary

Mode	Result	Type	Freq (Hz)	Level (dBuV/m)	Limit (dBuV/m)	Margin (dB)	Dist (m)	Condition	Azimuth (°)	Height (m)	Comments
5.15-5.25GHz	-	-	-	-	-	-	-	-	-	-	-
802.11a_Nss1,(6Mbps)_2TX	Pass	AV	5.15G	52.84	54.00	-1.16	3	Vertical	192	2.02	-

5.15-5.25GHz_802.11a_Nss1,(6Mbps)_2TX

5180MHz_TX

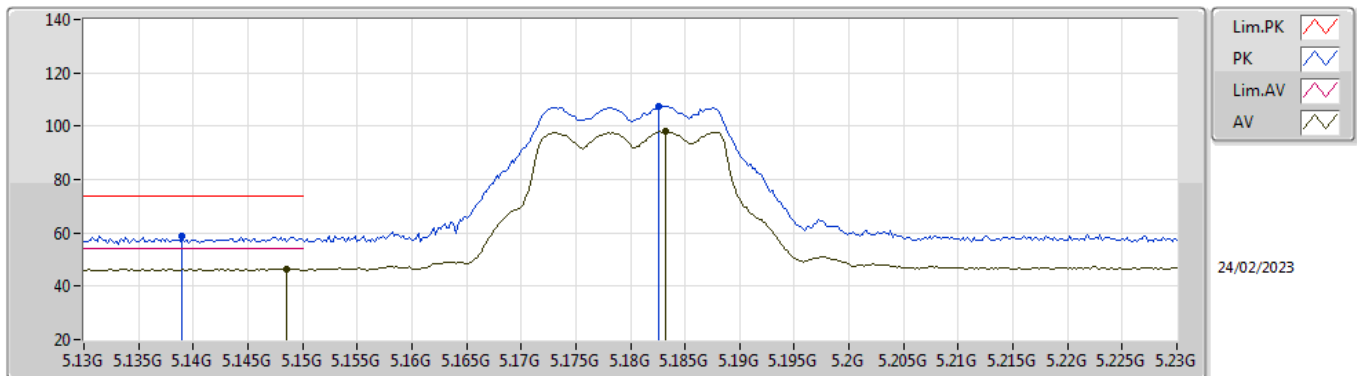


EUT_Z_2TX
Setting 19
03-C-J-8-10

Type	Freq (Hz)	Level (dBuV/m)	Limit (dBuV/m)	Margin (dB)	Raw (dBuV)	Dist (m)	Condition	Azimuth (°)	Height (m)	Comment	AF (dB)	CL (dB)	PA (dB)
PK	5.1472G	65.47	74.00	-8.53	59.61	3	Vertical	192	2.02	-	33.99	6.75	34.88
AV	5.15G	52.84	54.00	-1.16	46.97	3	Vertical	192	2.02	-	34.00	6.75	34.88
PK	5.1856G	119.89	Inf	-Inf	113.84	3	Vertical	192	2.02	-	34.14	6.79	34.88
AV	5.181G	110.15	Inf	-Inf	104.13	3	Vertical	192	2.02	-	34.12	6.78	34.88

5.15-5.25GHz_802.11a_Nss1,(6Mbps)_2TX

5180MHz_TX

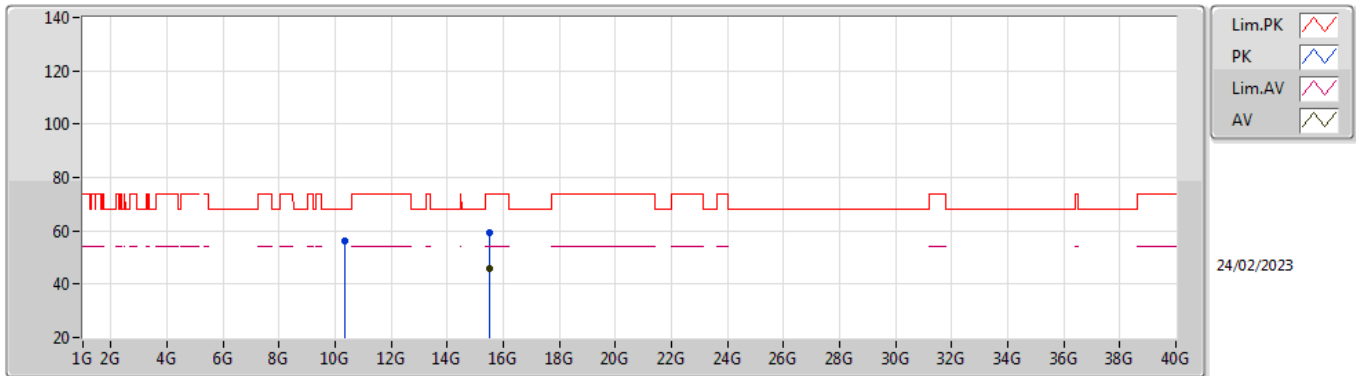


EUT_Z_2TX
 Setting 19
 03-C-J-8-10

Type	Freq (Hz)	Level (dBuV/m)	Limit (dBuV/m)	Margin (dB)	Raw (dBuV)	Dist (m)	Condition	Azimuth (°)	Height (m)	Comment	AF (dB)	CL (dB)	PA (dB)
PK	5.139G	58.77	74.00	-15.23	52.93	3	Horizontal	184	2.96	-	33.98	6.74	34.88
AV	5.1486G	46.55	54.00	-7.45	40.68	3	Horizontal	184	2.96	-	34.00	6.75	34.88
PK	5.1826G	107.41	Inf	-Inf	101.38	3	Horizontal	184	2.96	-	34.13	6.78	34.88
AV	5.1832G	98.17	Inf	-Inf	92.14	3	Horizontal	184	2.96	-	34.13	6.78	34.88

5.15-5.25GHz_802.11a_Nss1,(6Mbps)_2TX

5180MHz_TX

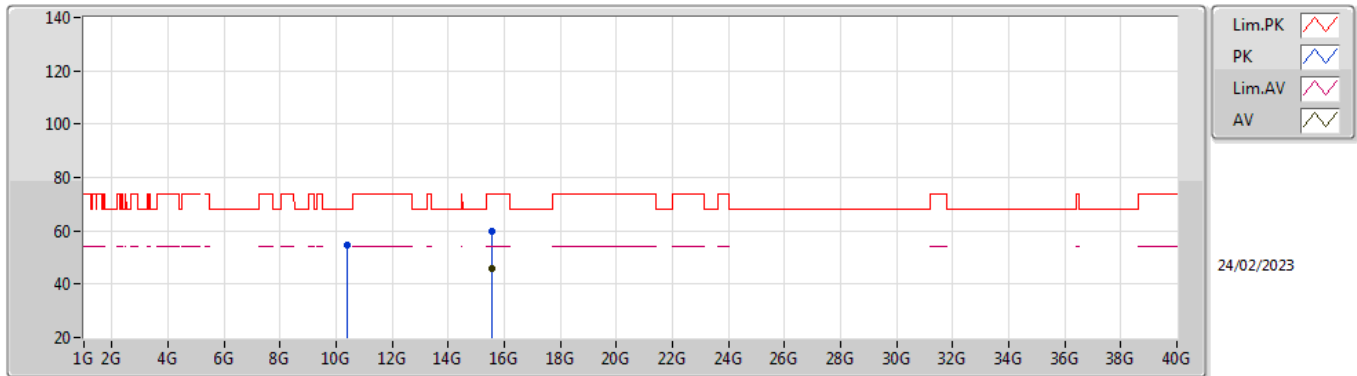


EUT_Z_2TX
 Setting 19
 03-C-J-8

Type	Freq (Hz)	Level (dBuV/m)	Limit (dBuV/m)	Margin (dB)	Raw (dBuV)	Dist (m)	Condition	Azimuth (°)	Height (m)	Comment	AF (dB)	CL (dB)	PA (dB)
PK	10.3687G	56.04	68.20	-12.16	71.88	3	Vertical	87	1.80	-	38.17	12.20	66.21
PK	15.52662G	59.38	74.00	-14.62	69.14	3	Vertical	360	1.84	-	38.51	16.23	64.50
AV	15.53184G	46.07	54.00	-7.93	55.86	3	Vertical	360	1.84	-	38.48	16.23	64.50

5.15-5.25GHz_802.11a_Nss1,(6Mbps)_2TX

5180MHz_TX

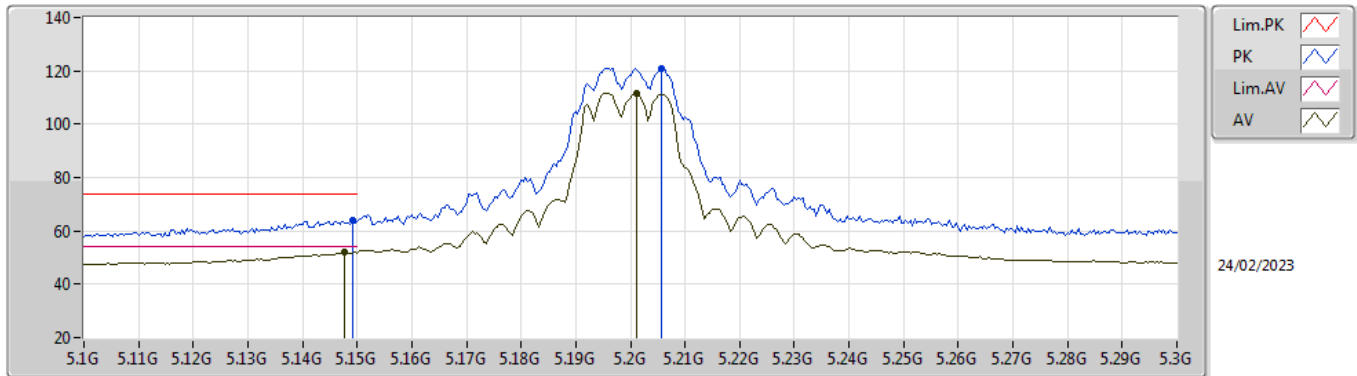


EUT_Z_2TX
 Setting 19
 03-C-J-8

Type	Freq (Hz)	Level (dBuV/m)	Limit (dBuV/m)	Margin (dB)	Raw (dBuV)	Dist (m)	Condition	Azimuth (°)	Height (m)	Comment	AF (dB)	CL (dB)	PA (dB)
PK	10.36954G	54.62	68.20	-13.58	70.45	3	Horizontal	215	2.44	-	38.17	12.20	66.20
PK	15.53502G	59.77	74.00	-14.23	69.58	3	Horizontal	210	1.02	-	38.45	16.24	64.50
AV	15.53532G	45.94	54.00	-8.06	55.75	3	Horizontal	210	1.02	-	38.45	16.24	64.50

5.15-5.25GHz_802.11a_Nss1,(6Mbps)_2TX

5200MHz_TX

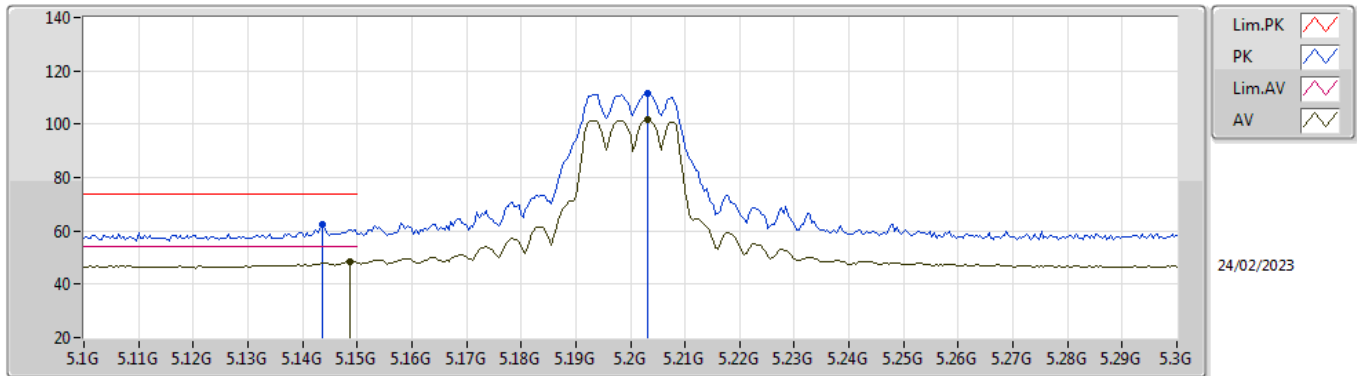


EUT_Z_2TX
 Setting 20
 03-C-J-8-10

Type	Freq (Hz)	Level (dBuV/m)	Limit (dBuV/m)	Margin (dB)	Raw (dBuV)	Dist (m)	Condition	Azimuth (°)	Height (m)	Comment	AF (dB)	CL (dB)	PA (dB)
PK	5.1492G	64.16	74.00	-9.84	58.29	3	Vertical	193	2.00	-	34.00	6.75	34.88
AV	5.1476G	52.10	54.00	-1.90	46.23	3	Vertical	193	2.00	-	34.00	6.75	34.88
PK	5.2056G	121.09	Inf	-Inf	114.95	3	Vertical	193	2.00	-	34.22	6.80	34.88
AV	5.2012G	111.68	Inf	-Inf	105.56	3	Vertical	193	2.00	-	34.20	6.80	34.88

5.15-5.25GHz_802.11a_Nss1,(6Mbps)_2TX

5200MHz_TX

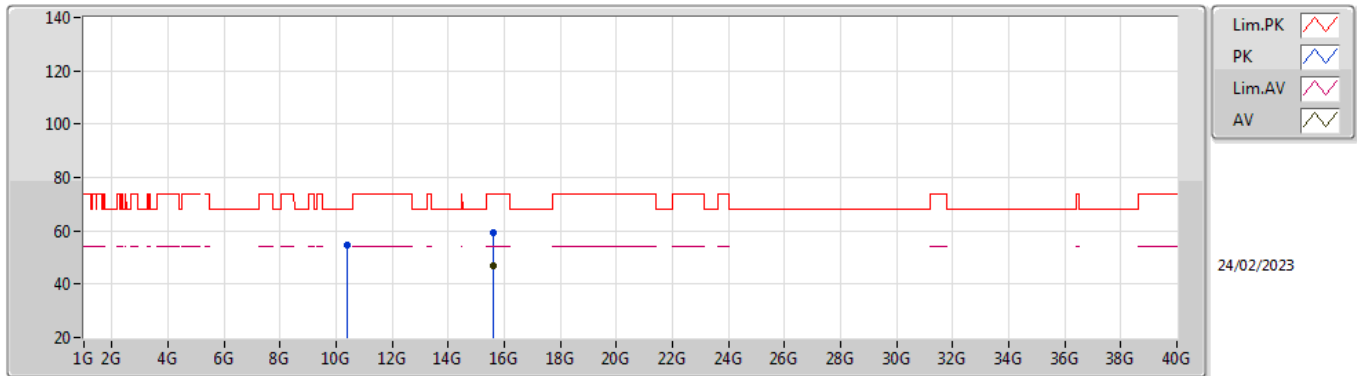


EUT_Z_2TX
 Setting 20
 03-C-R-5-10

Type	Freq (Hz)	Level (dBuV/m)	Limit (dBuV/m)	Margin (dB)	Raw (dBuV)	Dist (m)	Condition	Azimuth (°)	Height (m)	Comment	AF (dB)	CL (dB)	PA (dB)
PK	5.1436G	62.35	74.00	-11.65	56.40	3	Horizontal	148	2.97	-	34.09	6.74	34.88
AV	5.1488G	48.38	54.00	-5.62	42.41	3	Horizontal	148	2.97	-	34.10	6.75	34.88
PK	5.2032G	111.53	Inf	-Inf	105.61	3	Horizontal	148	2.97	-	34.00	6.80	34.88
AV	5.2032G	101.92	Inf	-Inf	96.00	3	Horizontal	148	2.97	-	34.00	6.80	34.88

5.15-5.25GHz_802.11a_Nss1,(6Mbps)_2TX

5200MHz_TX

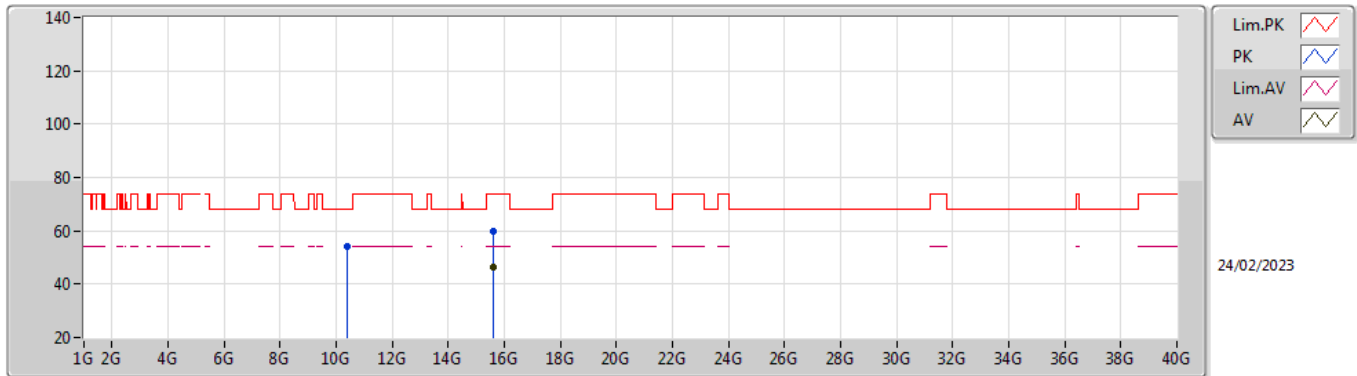


EUT_Z_2TX
 Setting 20
 03-C-R-5

Type	Freq (Hz)	Level (dBuV/m)	Limit (dBuV/m)	Margin (dB)	Raw (dBuV)	Dist (m)	Condition	Azimuth (°)	Height (m)	Comment	AF (dB)	CL (dB)	PA (dB)
PK	10.39788G	54.50	68.20	-13.70	47.41	3	Vertical	102	2.55	-	37.90	12.22	43.03
PK	15.6022G	59.10	74.00	-14.90	47.29	3	Vertical	357	2.95	-	38.00	16.30	42.49
AV	15.60848G	46.74	54.00	-7.26	34.90	3	Vertical	357	2.95	-	38.01	16.31	42.48

5.15-5.25GHz_802.11a_Nss1,(6Mbps)_2TX

5200MHz_TX

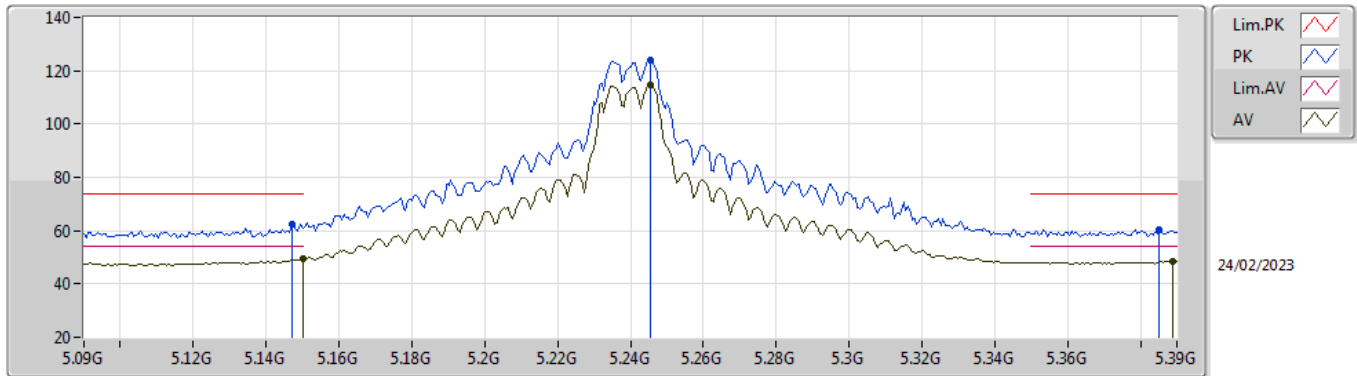


EUT_Z_2TX
 Setting 20
 03-C-R-5

Type	Freq (Hz)	Level (dBuV/m)	Limit (dBuV/m)	Margin (dB)	Raw (dBuV)	Dist (m)	Condition	Azimuth (°)	Height (m)	Comment	AF (dB)	CL (dB)	PA (dB)
PK	10.39644G	54.30	68.20	-13.90	47.21	3	Horizontal	27	1.08	-	37.90	12.22	43.03
PK	15.6094G	59.97	74.00	-14.03	48.13	3	Horizontal	344	1.23	-	38.01	16.31	42.48
AV	15.60732G	46.63	54.00	-7.37	34.80	3	Horizontal	344	1.23	-	38.01	16.31	42.49

5.15-5.25GHz_802.11a_Nss1,(6Mbps)_2TX

5240MHz_TX

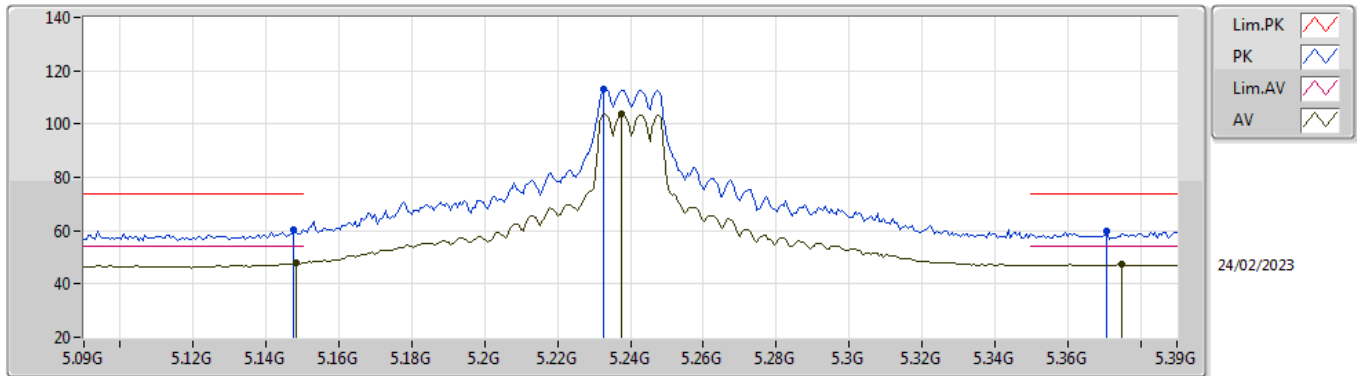


EUT_Z_2TX
Setting 23
03-C-J-8-10

Type	Freq (Hz)	Level (dBuV/m)	Limit (dBuV/m)	Margin (dB)	Raw (dBuV)	Dist (m)	Condition	Azimuth (°)	Height (m)	Comment	AF (dB)	CL (dB)	PA (dB)
PK	5.147G	62.61	74.00	-11.39	56.75	3	Vertical	195	1.96	-	33.99	6.75	34.88
AV	5.15G	49.38	54.00	-4.62	43.51	3	Vertical	195	1.96	-	34.00	6.75	34.88
PK	5.2454G	124.19	Inf	-Inf	117.87	3	Vertical	195	1.96	-	34.38	6.82	34.88
AV	5.2454G	114.60	Inf	-Inf	108.28	3	Vertical	195	1.96	-	34.38	6.82	34.88
PK	5.3852G	60.45	74.00	-13.55	53.86	3	Vertical	195	1.96	-	34.57	6.89	34.87
AV	5.3888G	48.70	54.00	-5.30	42.10	3	Vertical	195	1.96	-	34.58	6.89	34.87

5.15-5.25GHz_802.11a_Nss1,(6Mbps)_2TX

5240MHz_TX

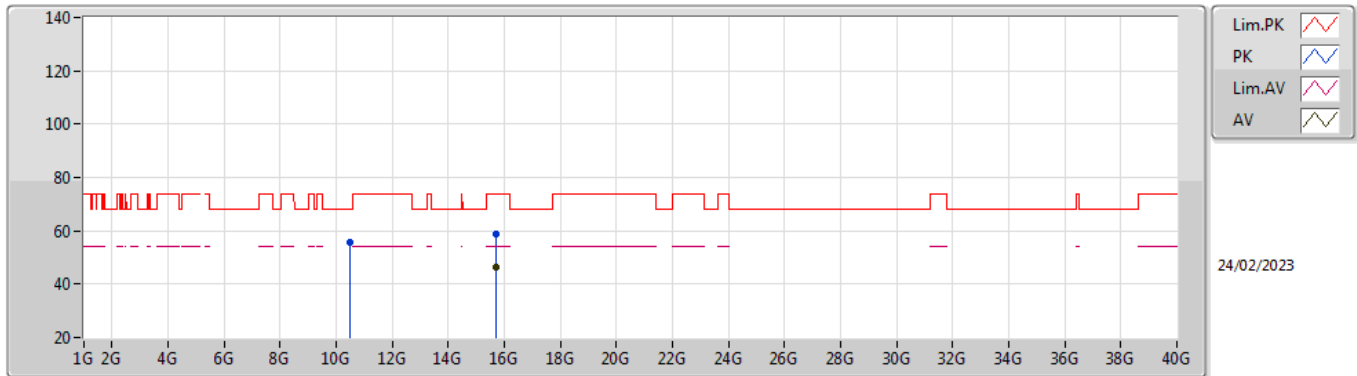


EUT_Z_2TX
 Setting 23
 03-C-R-5-10

Type	Freq (Hz)	Level (dBuV/m)	Limit (dBuV/m)	Margin (dB)	Raw (dBuV)	Dist (m)	Condition	Azimuth (°)	Height (m)	Comment	AF (dB)	CL (dB)	PA (dB)
PK	5.1476G	60.60	74.00	-13.40	54.63	3	Horizontal	151	2.91	-	34.10	6.75	34.88
AV	5.1482G	48.04	54.00	-5.96	42.07	3	Horizontal	151	2.91	-	34.10	6.75	34.88
PK	5.2328G	113.04	Inf	-Inf	107.10	3	Horizontal	151	2.91	-	34.00	6.82	34.88
AV	5.2376G	103.81	Inf	-Inf	97.87	3	Horizontal	151	2.91	-	34.00	6.82	34.88
PK	5.3708G	59.60	74.00	-14.40	53.12	3	Horizontal	151	2.91	-	34.46	6.89	34.87
AV	5.375G	47.28	54.00	-6.72	40.81	3	Horizontal	151	2.91	-	34.45	6.89	34.87

5.15-5.25GHz_802.11a_Nss1,(6Mbps)_2TX

5240MHz_TX

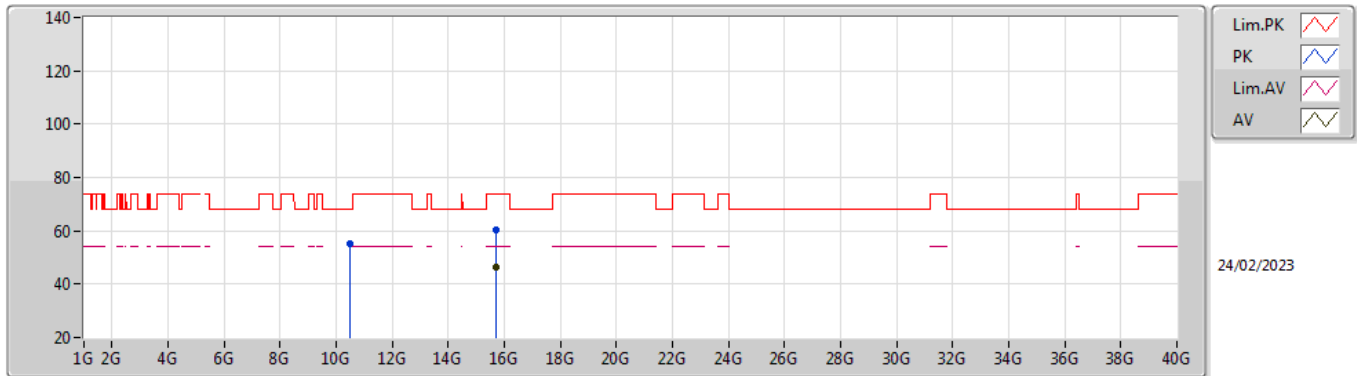


EUT_Z_2TX
Setting 23
03-C-R-5

Type	Freq (Hz)	Level (dBuV/m)	Limit (dBuV/m)	Margin (dB)	Raw (dBuV)	Dist (m)	Condition	Azimuth (°)	Height (m)	Comment	AF (dB)	CL (dB)	PA (dB)
PK	10.4846G	55.53	68.20	-12.67	48.32	3	Vertical	113	2.56	-	37.98	12.27	43.04
PK	15.71492G	58.97	74.00	-15.03	46.91	3	Vertical	159	2.08	-	38.01	16.41	42.36
AV	15.7102G	46.24	54.00	-7.76	34.16	3	Vertical	159	2.08	-	38.04	16.41	42.37

5.15-5.25GHz_802.11a_Nss1,(6Mbps)_2TX

5240MHz_TX

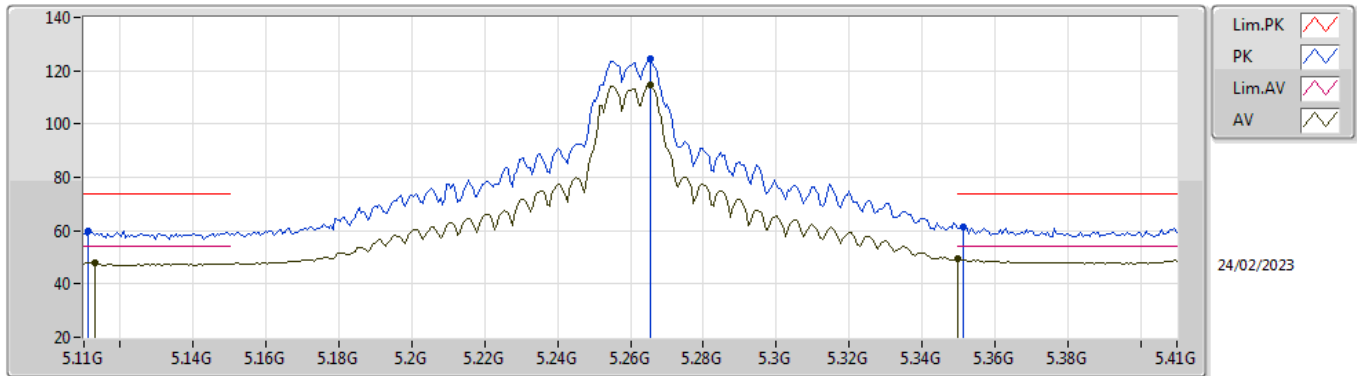


EUT_Z_2TX
 Setting 23
 03-C-R-5

Type	Freq (Hz)	Level (dBuV/m)	Limit (dBuV/m)	Margin (dB)	Raw (dBuV)	Dist (m)	Condition	Azimuth (°)	Height (m)	Comment	AF (dB)	CL (dB)	PA (dB)
PK	10.48168G	55.43	68.20	-12.77	48.23	3	Horizontal	93	2.97	-	37.98	12.26	43.04
PK	15.71088G	60.22	74.00	-13.78	48.15	3	Horizontal	154	1.30	-	38.03	16.41	42.37
AV	15.71088G	46.17	54.00	-7.83	34.10	3	Horizontal	154	1.30	-	38.03	16.41	42.37

5.25-5.35GHz_802.11a_Nss1,(6Mbps)_2TX

5260MHz_TX

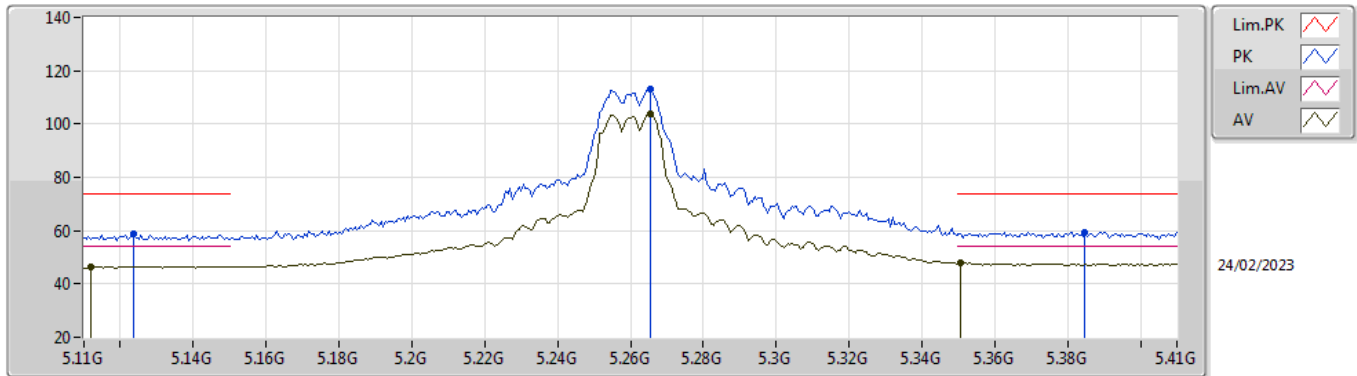


EUT_Z_2TX
Setting 23
03-C-J-8-10

Type	Freq (Hz)	Level (dBuV/m)	Limit (dBuV/m)	Margin (dB)	Raw (dBuV)	Dist (m)	Condition	Azimuth (°)	Height (m)	Comment	AF (dB)	CL (dB)	PA (dB)
PK	5.1112G	59.91	74.00	-14.09	54.16	3	Vertical	195	1.94	-	33.92	6.71	34.88
AV	5.113G	47.98	54.00	-6.02	42.22	3	Vertical	195	1.94	-	33.93	6.71	34.88
PK	5.2654G	124.35	Inf	-Inf	117.96	3	Vertical	195	1.94	-	34.43	6.83	34.87
AV	5.2654G	114.59	Inf	-Inf	108.20	3	Vertical	195	1.94	-	34.43	6.83	34.87
PK	5.3512G	61.25	74.00	-12.75	54.74	3	Vertical	195	1.94	-	34.50	6.88	34.87
AV	5.35G	49.32	54.00	-4.68	42.81	3	Vertical	195	1.94	-	34.50	6.88	34.87

5.25-5.35GHz_802.11a_Nss1,(6Mbps)_2TX

5260MHz_TX

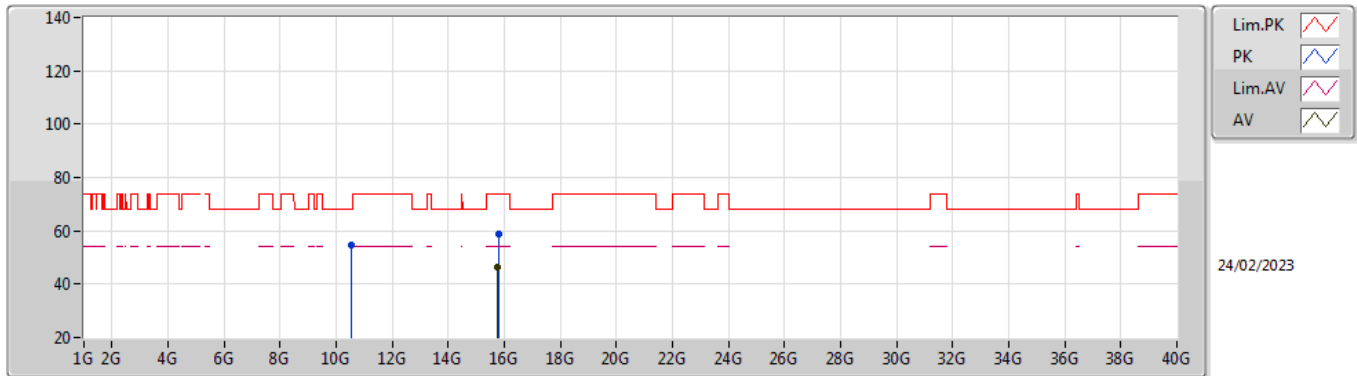


EUT_Z_2TX
 Setting 23
 03-C-R-5-10

Type	Freq (Hz)	Level (dBuV/m)	Limit (dBuV/m)	Margin (dB)	Raw (dBuV)	Dist (m)	Condition	Azimuth (°)	Height (m)	Comment	AF (dB)	CL (dB)	PA (dB)
PK	5.1238G	59.04	74.00	-14.96	53.15	3	Horizontal	311	3.00	-	34.05	6.72	34.88
AV	5.1118G	46.59	54.00	-7.41	40.74	3	Horizontal	311	3.00	-	34.02	6.71	34.88
PK	5.2654G	113.16	Inf	-Inf	107.11	3	Horizontal	311	3.00	-	34.09	6.83	34.87
AV	5.2654G	103.87	Inf	-Inf	97.82	3	Horizontal	311	3.00	-	34.09	6.83	34.87
PK	5.3848G	59.55	74.00	-14.45	53.10	3	Horizontal	311	3.00	-	34.43	6.89	34.87
AV	5.3506G	47.91	54.00	-6.09	41.40	3	Horizontal	311	3.00	-	34.50	6.88	34.87

5.25-5.35GHz_802.11a_Nss1,(6Mbps)_2TX

5260MHz_TX

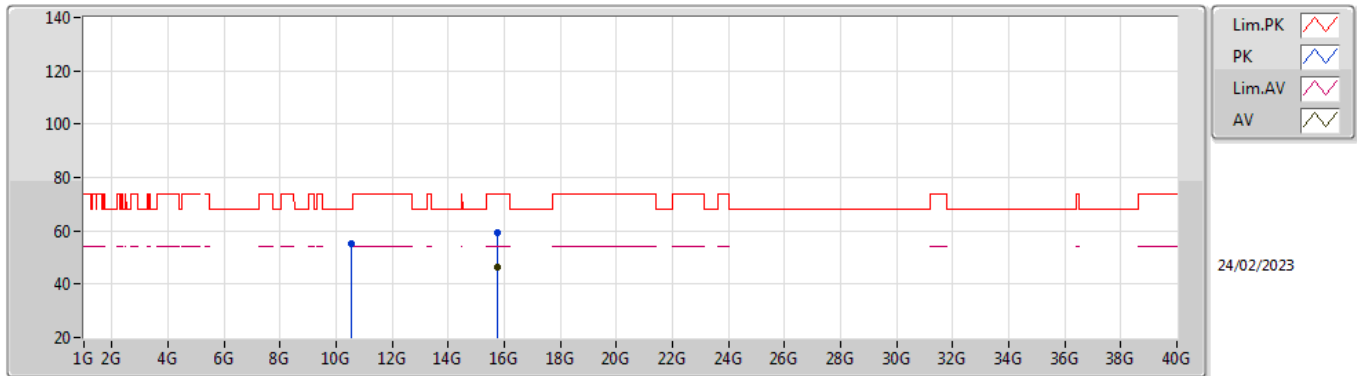


EUT_Z_2TX
 Setting 23
 03-C-R-5

Type	Freq (Hz)	Level (dBuV/m)	Limit (dBuV/m)	Margin (dB)	Raw (dBuV)	Dist (m)	Condition	Azimuth (°)	Height (m)	Comment	AF (dB)	CL (dB)	PA (dB)
PK	10.52368G	54.60	68.20	-13.60	47.33	3	Vertical	161	2.62	-	38.02	12.29	43.04
PK	15.78088G	58.93	74.00	-15.07	47.12	3	Vertical	255	2.85	-	37.61	16.48	42.28
AV	15.77352G	46.13	54.00	-7.87	34.29	3	Vertical	255	2.85	-	37.66	16.47	42.29

5.25-5.35GHz_802.11a_Nss1,(6Mbps)_2TX

5260MHz_TX

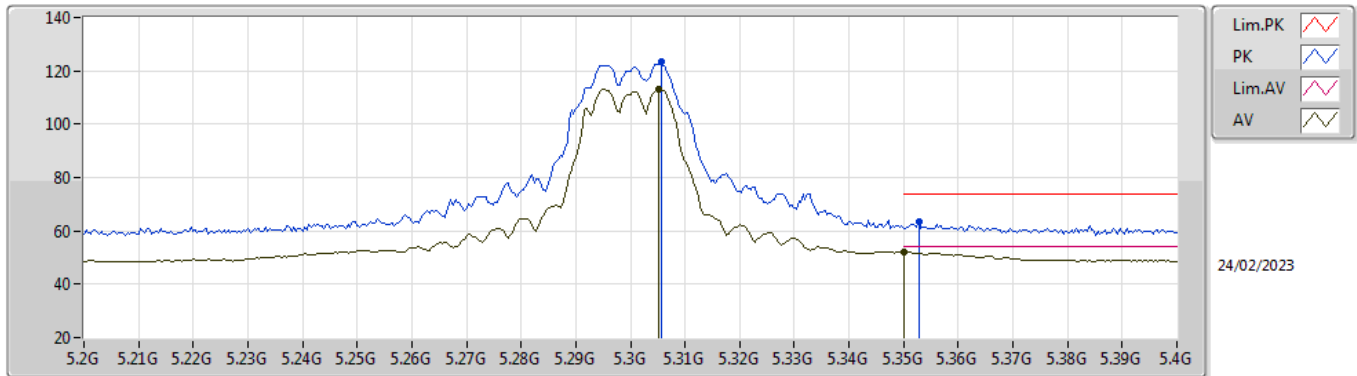


EUT_Z_2TX
 Setting 23
 03-C-R-5

Type	Freq (Hz)	Level (dBuV/m)	Limit (dBuV/m)	Margin (dB)	Raw (dBuV)	Dist (m)	Condition	Azimuth (°)	Height (m)	Comment	AF (dB)	CL (dB)	PA (dB)
PK	10.52556G	55.15	68.20	-13.05	47.87	3	Horizontal	138	1.94	-	38.03	12.29	43.04
PK	15.77836G	59.48	74.00	-14.52	47.66	3	Horizontal	346	1.06	-	37.63	16.48	42.29
AV	15.77168G	46.28	54.00	-7.72	34.43	3	Horizontal	346	1.06	-	37.67	16.47	42.29

5.25-5.35GHz_802.11a_Nss1,(6Mbps)_2TX

5300MHz_TX

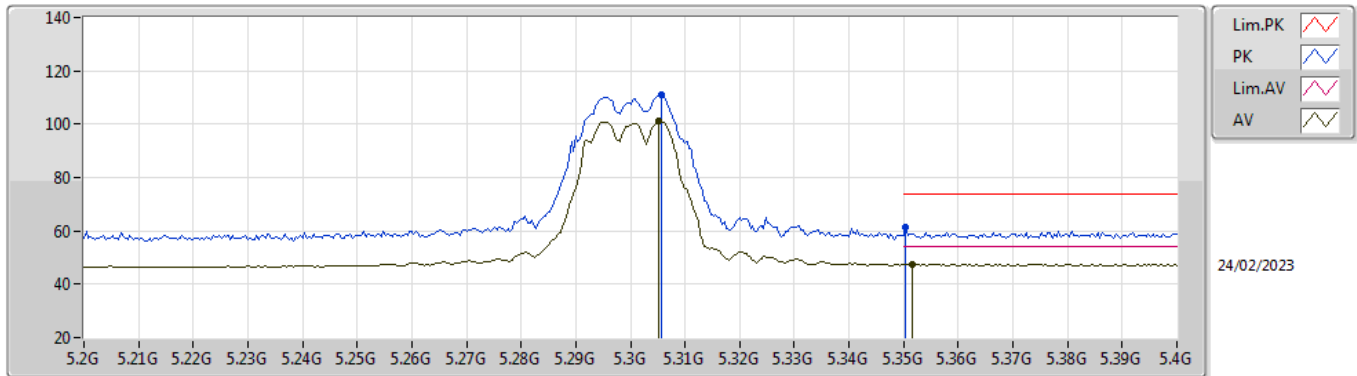


EUT_Z_2TX
 Setting 20.5
 03-C-J-8-10

Type	Freq (Hz)	Level (dBuV/m)	Limit (dBuV/m)	Margin (dB)	Raw (dBuV)	Dist (m)	Condition	Azimuth (°)	Height (m)	Comment	AF (dB)	CL (dB)	PA (dB)
PK	5.3056G	123.28	Inf	-Inf	116.80	3	Vertical	195	1.56	-	34.50	6.85	34.87
AV	5.3052G	113.20	Inf	-Inf	106.72	3	Vertical	195	1.56	-	34.50	6.85	34.87
PK	5.3528G	63.28	74.00	-10.72	56.76	3	Vertical	195	1.56	-	34.51	6.88	34.87
AV	5.35G	52.08	54.00	-1.92	45.57	3	Vertical	195	1.56	-	34.50	6.88	34.87

5.25-5.35GHz_802.11a_Nss1,(6Mbps)_2TX

5300MHz_TX

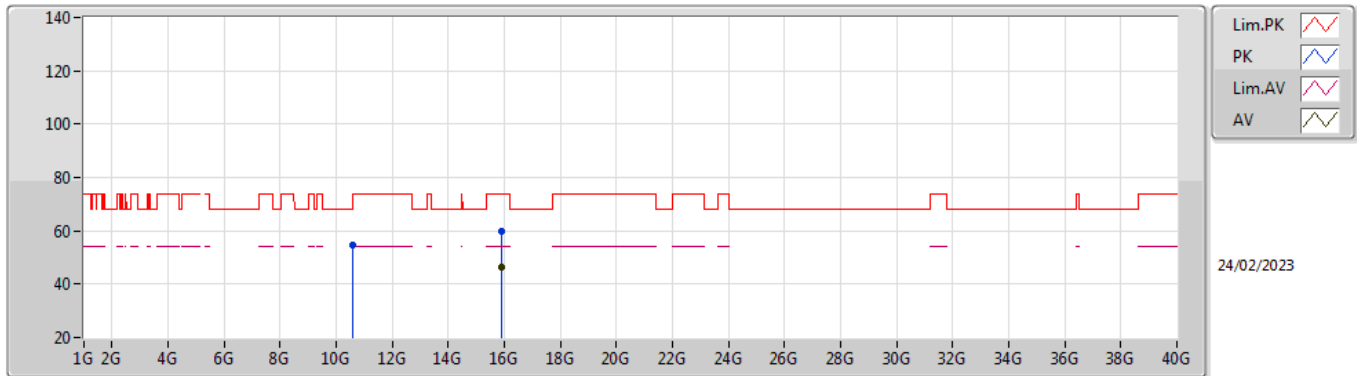


EUT_Z_2TX
Setting 20.5
03-C-R-5-10

Type	Freq (Hz)	Level (dBuV/m)	Limit (dBuV/m)	Margin (dB)	Raw (dBuV)	Dist (m)	Condition	Azimuth (°)	Height (m)	Comment	AF (dB)	CL (dB)	PA (dB)
PK	5.3056G	111.09	Inf	-Inf	104.79	3	Horizontal	314	3.00	-	34.32	6.85	34.87
AV	5.3052G	101.11	Inf	-Inf	94.81	3	Horizontal	314	3.00	-	34.32	6.85	34.87
PK	5.3504G	61.42	74.00	-12.58	54.91	3	Horizontal	314	3.00	-	34.50	6.88	34.87
AV	5.3516G	47.54	54.00	-6.46	41.03	3	Horizontal	314	3.00	-	34.50	6.88	34.87

5.25-5.35GHz_802.11a_Nss1,(6Mbps)_2TX

5300MHz_TX

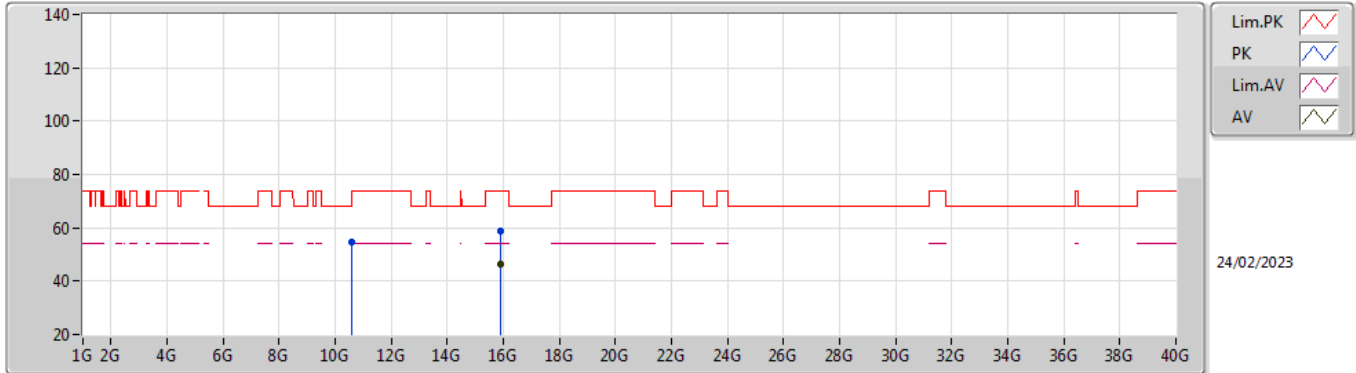


EUT_Z_2TX
 Setting 20.5
 03-C-R-5

Type	Freq (Hz)	Level (dBuV/m)	Limit (dBuV/m)	Margin (dB)	Raw (dBuV)	Dist (m)	Condition	Azimuth (°)	Height (m)	Comment	AF (dB)	CL (dB)	PA (dB)
PK	10.59396G	54.89	68.20	-13.31	47.52	3	Vertical	201	2.22	-	38.09	12.33	43.05
PK	15.90516G	60.06	74.00	-13.94	48.00	3	Vertical	199	1.96	-	37.59	16.61	42.14
AV	15.9054G	46.43	54.00	-7.57	34.37	3	Vertical	199	1.96	-	37.59	16.61	42.14

5.25-5.35GHz_802.11a_Nss1,(6Mbps)_2TX

5300MHz_TX

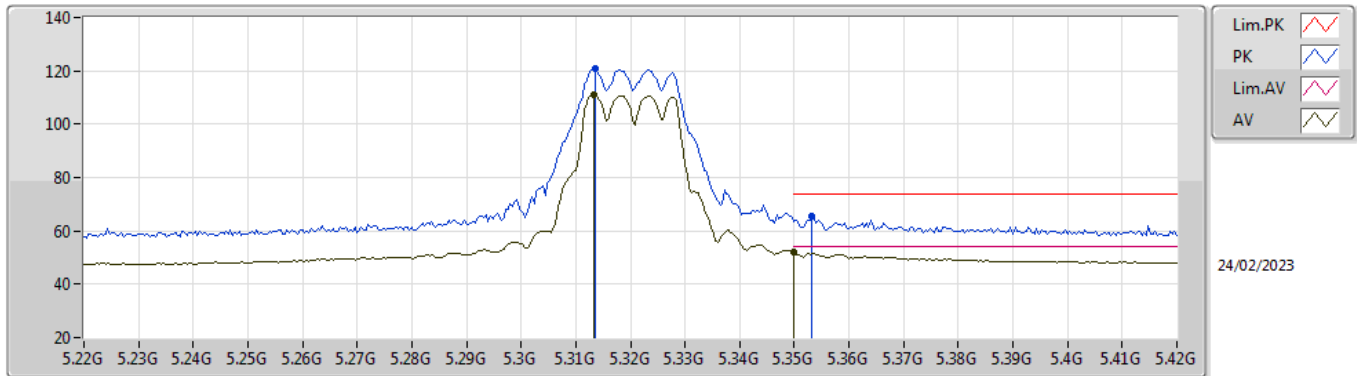


EUT_Z_2TX
 Setting 20.5
 03-C-R-5

Type	Freq (Hz)	Level (dBuV/m)	Limit (dBuV/m)	Margin (dB)	Raw (dBuV)	Dist (m)	Condition	Azimuth (°)	Height (m)	Comment	AF (dB)	CL (dB)	PA (dB)
PK	10.59676G	54.61	68.20	-13.59	47.23	3	Horizontal	164	1.37	-	38.10	12.33	43.05
PK	15.90744G	58.99	74.00	-15.01	46.93	3	Horizontal	271	2.95	-	37.59	16.61	42.14
AV	15.9082G	46.53	54.00	-7.47	34.47	3	Horizontal	271	2.95	-	37.59	16.61	42.14

5.25-5.35GHz_802.11a_Nss1,(6Mbps)_2TX

5320MHz_TX

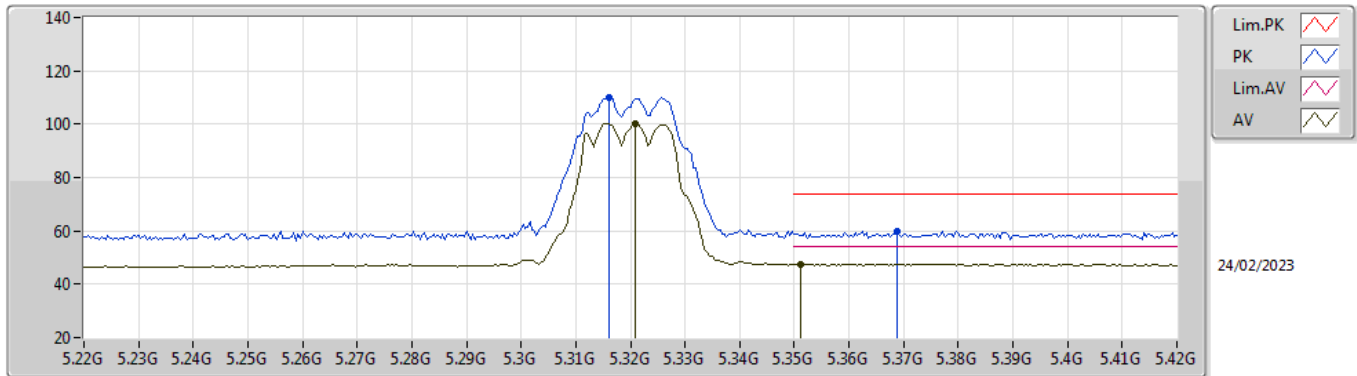


EUT_Z_2TX
 Setting 19.5
 03-C-J-8-10

Type	Freq (Hz)	Level (dBuV/m)	Limit (dBuV/m)	Margin (dB)	Raw (dBuV)	Dist (m)	Condition	Azimuth (°)	Height (m)	Comment	AF (dB)	CL (dB)	PA (dB)
PK	5.3136G	120.91	Inf	-Inf	114.42	3	Vertical	350	2.08	-	34.50	6.86	34.87
AV	5.3132G	110.83	Inf	-Inf	104.34	3	Vertical	350	2.08	-	34.50	6.86	34.87
PK	5.3532G	65.40	74.00	-8.60	58.88	3	Vertical	350	2.08	-	34.51	6.88	34.87
AV	5.35G	52.01	54.00	-1.99	45.50	3	Vertical	350	2.08	-	34.50	6.88	34.87

5.25-5.35GHz_802.11a_Nss1,(6Mbps)_2TX

5320MHz_TX

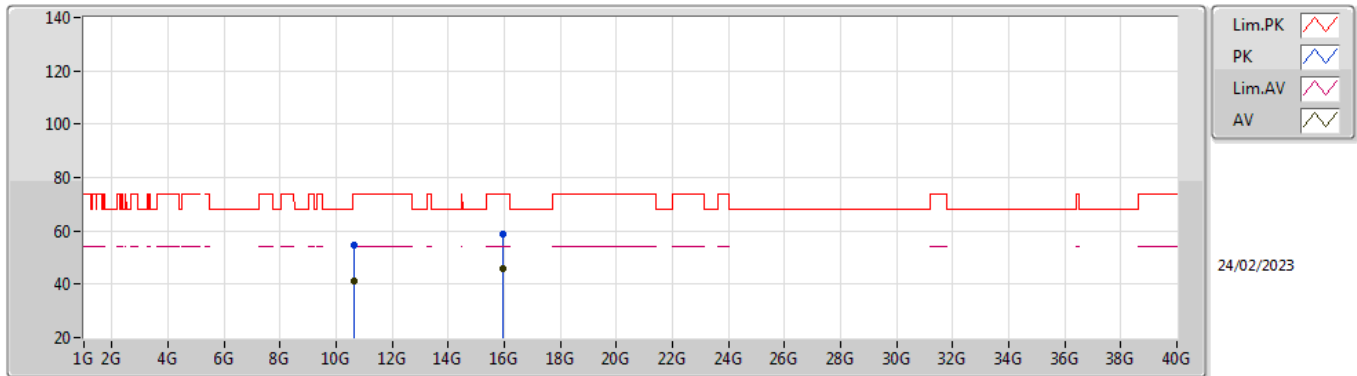


EUT_Z_2TX
 Setting 19.5
 03-C-R-5-10

Type	Freq (Hz)	Level (dBuV/m)	Limit (dBuV/m)	Margin (dB)	Raw (dBuV)	Dist (m)	Condition	Azimuth (°)	Height (m)	Comment	AF (dB)	CL (dB)	PA (dB)
PK	5.316G	109.79	Inf	-Inf	103.44	3	Horizontal	318	2.94	-	34.36	6.86	34.87
AV	5.3208G	100.37	Inf	-Inf	94.00	3	Horizontal	318	2.94	-	34.38	6.86	34.87
PK	5.3688G	59.90	74.00	-14.10	53.43	3	Horizontal	318	2.94	-	34.46	6.88	34.87
AV	5.3512G	47.65	54.00	-6.35	41.14	3	Horizontal	318	2.94	-	34.50	6.88	34.87

5.25-5.35GHz_802.11a_Nss1,(6Mbps)_2TX

5320MHz_TX

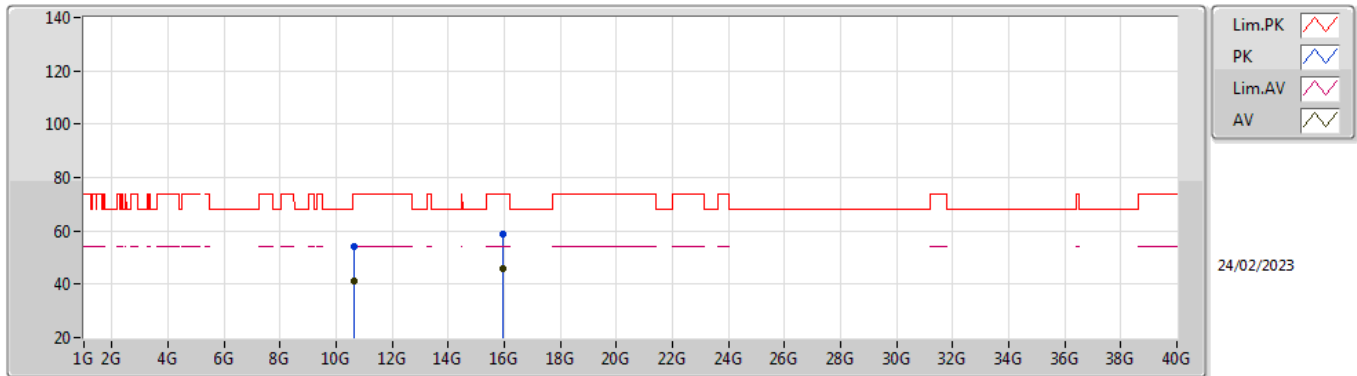


EUT_Z_2TX
 Setting 19.5
 03-C-R-5

Type	Freq (Hz)	Level (dBuV/m)	Limit (dBuV/m)	Margin (dB)	Raw (dBuV)	Dist (m)	Condition	Azimuth (°)	Height (m)	Comment	AF (dB)	CL (dB)	PA (dB)
PK	10.63384G	54.89	74.00	-19.11	47.50	3	Vertical	165	1.34	-	38.10	12.35	43.06
AV	10.63616G	41.24	54.00	-12.76	33.85	3	Vertical	165	1.34	-	38.10	12.35	43.06
PK	15.95712G	59.00	74.00	-15.00	46.88	3	Vertical	276	1.07	-	37.54	16.66	42.08
AV	15.96332G	45.94	54.00	-8.06	33.81	3	Vertical	276	1.07	-	37.54	16.66	42.07

5.25-5.35GHz_802.11a_Nss1,(6Mbps)_2TX

5320MHz_TX

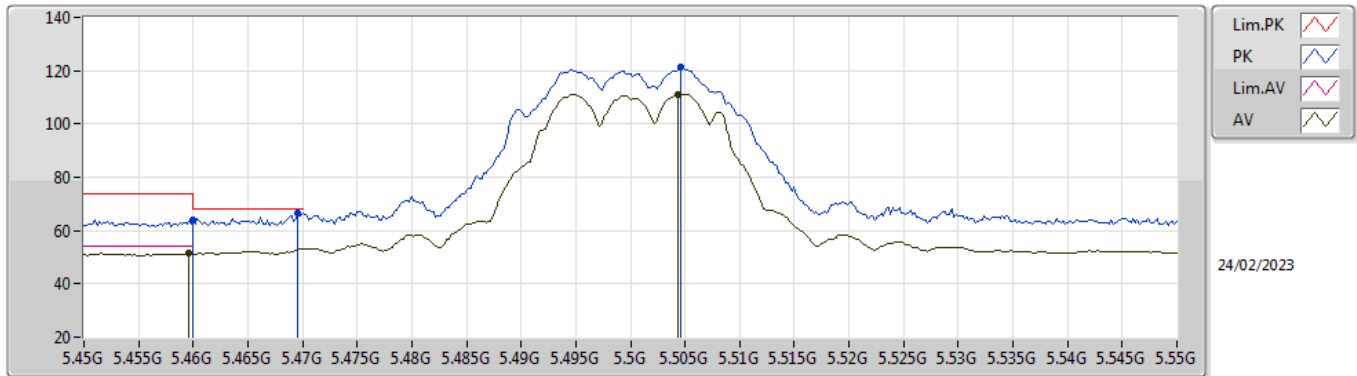


EUT_Z_2TX
Setting 19.5
03-C-R-5

Type	Freq (Hz)	Level (dBuV/m)	Limit (dBuV/m)	Margin (dB)	Raw (dBuV)	Dist (m)	Condition	Azimuth (°)	Height (m)	Comment	AF (dB)	CL (dB)	PA (dB)
PK	10.6406G	54.26	74.00	-19.74	46.87	3	Horizontal	46	1.47	-	38.10	12.35	43.06
AV	10.63324G	41.21	54.00	-12.79	33.82	3	Horizontal	46	1.47	-	38.10	12.35	43.06
PK	15.96424G	58.75	74.00	-15.25	46.62	3	Horizontal	311	1.16	-	37.54	16.66	42.07
AV	15.9678G	46.06	54.00	-7.94	33.93	3	Horizontal	311	1.16	-	37.53	16.67	42.07

5.47-5.725GHz_802.11a_Nss1,(6Mbps)_2TX

5500MHz_TX

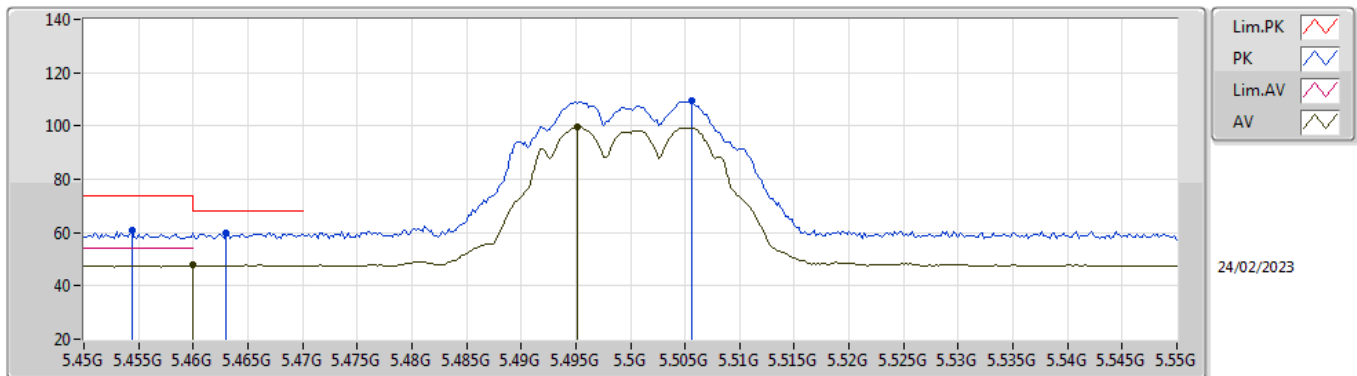


EUT_Z_2TX
 Setting 20
 03-C-J-8-10

Type	Freq (Hz)	Level (dBuV/m)	Limit (dBuV/m)	Margin (dB)	Raw (dBuV)	Dist (m)	Condition	Azimuth (°)	Height (m)	Comment	AF (dB)	CL (dB)	PA (dB)
PK	5.46G	63.83	74.00	-10.17	57.21	3	Vertical	196	1.79	-	34.52	6.96	34.86
AV	5.4596G	51.41	54.00	-2.59	44.79	3	Vertical	196	1.79	-	34.52	6.96	34.86
PK	5.4696G	66.70	68.20	-1.50	60.05	3	Vertical	196	1.79	-	34.54	6.97	34.86
PK	5.5046G	121.13	Inf	-Inf	114.39	3	Vertical	196	1.79	-	34.60	7.00	34.86
AV	5.5044G	111.19	Inf	-Inf	104.45	3	Vertical	196	1.79	-	34.60	7.00	34.86

5.47-5.725GHz_802.11a_Nss1,(6Mbps)_2TX

5500MHz_TX

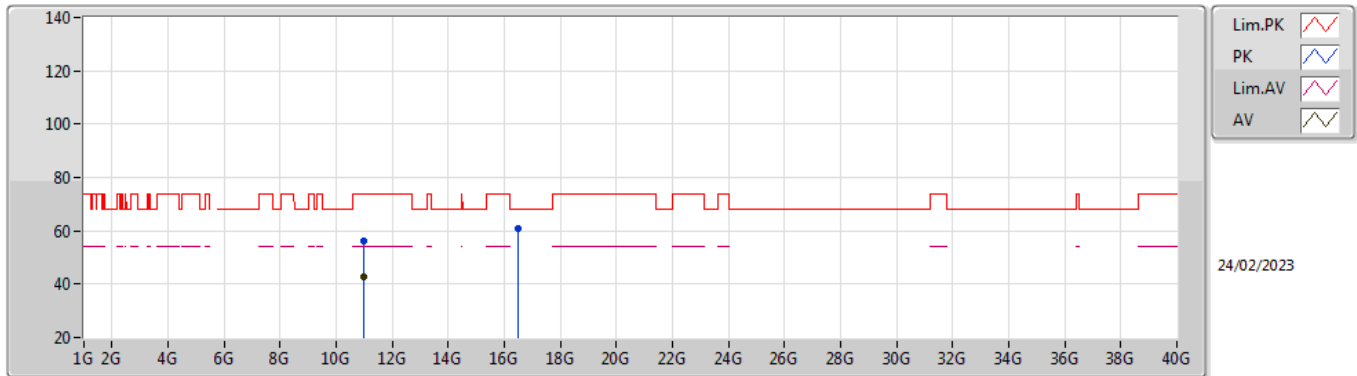


EUT_Z_2TX
Setting 20
03-C-R-5-10

Type	Freq (Hz)	Level (dBuV/m)	Limit (dBuV/m)	Margin (dB)	Raw (dBuV)	Dist (m)	Condition	Azimuth (°)	Height (m)	Comment	AF (dB)	CL (dB)	PA (dB)
PK	5.4544G	60.67	74.00	-13.33	53.98	3	Horizontal	118	1.80	-	34.60	6.95	34.86
PK	5.463G	59.74	68.20	-8.46	53.04	3	Horizontal	118	1.80	-	34.60	6.96	34.86
AV	5.46G	47.72	54.00	-6.28	41.02	3	Horizontal	118	1.80	-	34.60	6.96	34.86
PK	5.5056G	109.42	Inf	-Inf	102.67	3	Horizontal	118	1.80	-	34.60	7.01	34.86
AV	5.4952G	99.53	Inf	-Inf	92.79	3	Horizontal	118	1.80	-	34.60	7.00	34.86

5.47-5.725GHz_802.11a_Nss1,(6Mbps)_2TX

5500MHz_TX

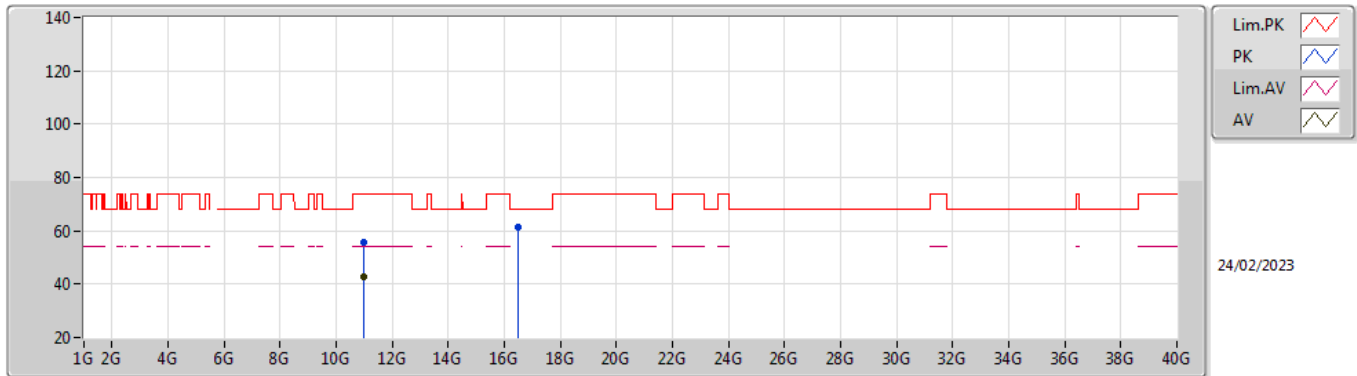


EUT_Z_2TX
 Setting 20
 03-C-R-5

Type	Freq (Hz)	Level (dBuV/m)	Limit (dBuV/m)	Margin (dB)	Raw (dBuV)	Dist (m)	Condition	Azimuth (°)	Height (m)	Comment	AF (dB)	CL (dB)	PA (dB)
PK	10.99904G	56.34	74.00	-17.66	48.59	3	Vertical	211	1.89	-	38.30	12.55	43.10
AV	10.99552G	42.79	54.00	-11.21	35.04	3	Vertical	211	1.89	-	38.30	12.55	43.10
PK	16.49696G	60.75	68.20	-7.45	47.45	3	Vertical	52	2.08	-	37.90	17.00	41.60

5.47-5.725GHz_802.11a_Nss1,(6Mbps)_2TX

5500MHz_TX

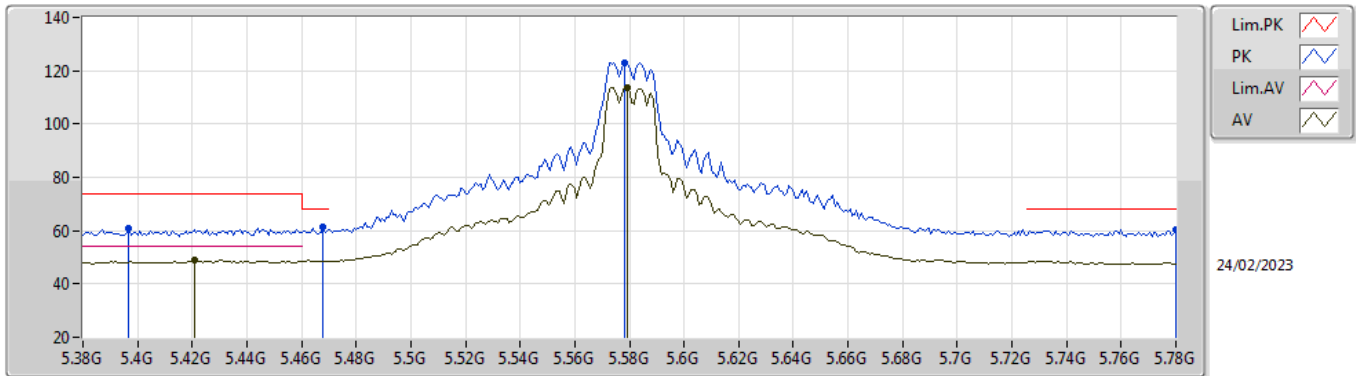


EUT_Z_2TX
 Setting 20
 03-C-R-5

Type	Freq (Hz)	Level (dBuV/m)	Limit (dBuV/m)	Margin (dB)	Raw (dBuV)	Dist (m)	Condition	Azimuth (°)	Height (m)	Comment	AF (dB)	CL (dB)	PA (dB)
PK	10.99152G	55.77	74.00	-18.23	48.03	3	Horizontal	267	2.29	-	38.29	12.55	43.10
AV	10.9942G	42.73	54.00	-11.27	34.99	3	Horizontal	267	2.29	-	38.29	12.55	43.10
PK	16.50516G	61.26	68.20	-6.94	47.94	3	Horizontal	54	1.69	-	37.93	17.00	41.61

5.47-5.725GHz_802.11a_Nss1,(6Mbps)_2TX

5580MHz_TX

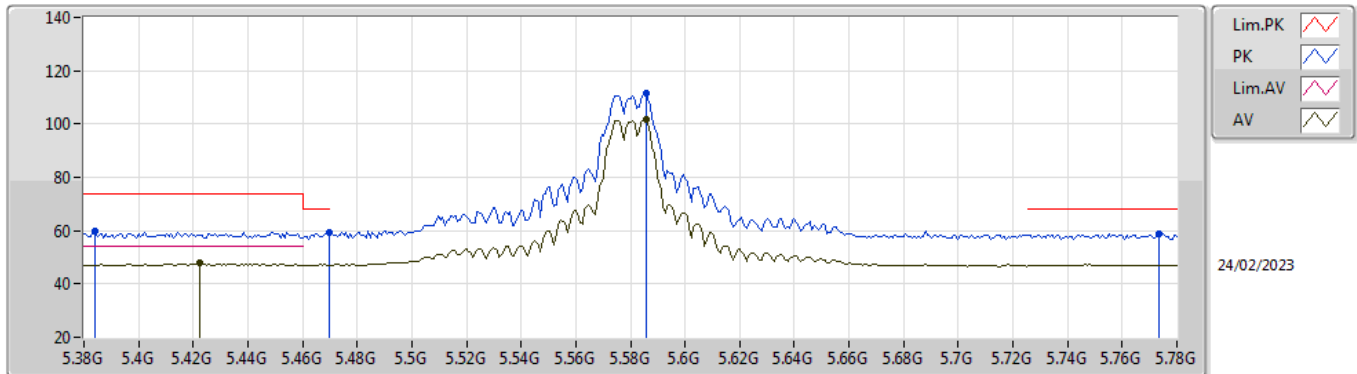


EUT Z_2TX
 Setting 23
 03-C-J-8-10

Type	Freq (Hz)	Level (dBuV/m)	Limit (dBuV/m)	Margin (dB)	Raw (dBuV)	Dist (m)	Condition	Azimuth (°)	Height (m)	Comment	AF (dB)	CL (dB)	PA (dB)
PK	5.3968G	60.78	74.00	-13.22	54.16	3	Vertical	169	1.80	-	34.59	6.90	34.87
AV	5.4208G	48.95	54.00	-5.05	42.33	3	Vertical	169	1.80	-	34.56	6.92	34.86
PK	5.468G	61.15	68.20	-7.05	54.50	3	Vertical	169	1.80	-	34.54	6.97	34.86
PK	5.5784G	123.14	Inf	-Inf	116.34	3	Vertical	169	1.80	-	34.60	7.08	34.88
AV	5.5792G	113.65	Inf	-Inf	106.85	3	Vertical	169	1.80	-	34.60	7.08	34.88
PK	5.78G	60.40	68.20	-7.80	53.93	3	Vertical	169	1.80	-	34.20	7.19	34.92

5.47-5.725GHz_802.11a_Nss1,(6Mbps)_2TX

5580MHz_TX

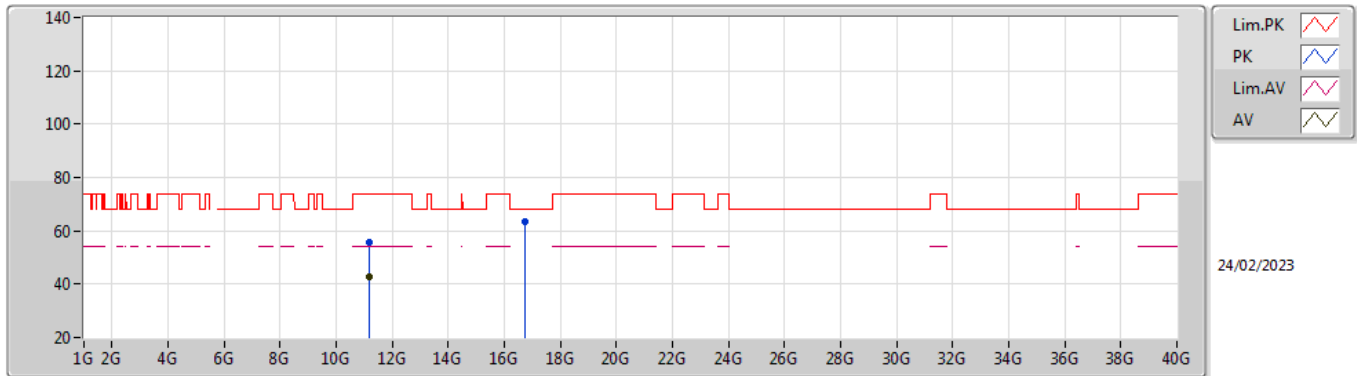


EUT_Z_2TX
Setting 23
03-C-R-5-10

Type	Freq (Hz)	Level (dBuV/m)	Limit (dBuV/m)	Margin (dB)	Raw (dBuV)	Dist (m)	Condition	Azimuth (°)	Height (m)	Comment	AF (dB)	CL (dB)	PA (dB)
PK	5.384G	59.89	74.00	-14.11	53.44	3	Horizontal	121	1.89	-	34.43	6.89	34.87
AV	5.4224G	47.73	54.00	-6.27	41.18	3	Horizontal	121	1.89	-	34.49	6.92	34.86
PK	5.4696G	59.23	68.20	-8.97	52.52	3	Horizontal	121	1.89	-	34.60	6.97	34.86
PK	5.5856G	111.70	Inf	-Inf	105.03	3	Horizontal	121	1.89	-	34.46	7.09	34.88
AV	5.5856G	101.85	Inf	-Inf	95.18	3	Horizontal	121	1.89	-	34.46	7.09	34.88
PK	5.7736G	59.05	68.20	-9.15	52.53	3	Horizontal	121	1.89	-	34.25	7.19	34.92

5.47-5.725GHz_802.11a_Nss1,(6Mbps)_2TX

5580MHz_TX

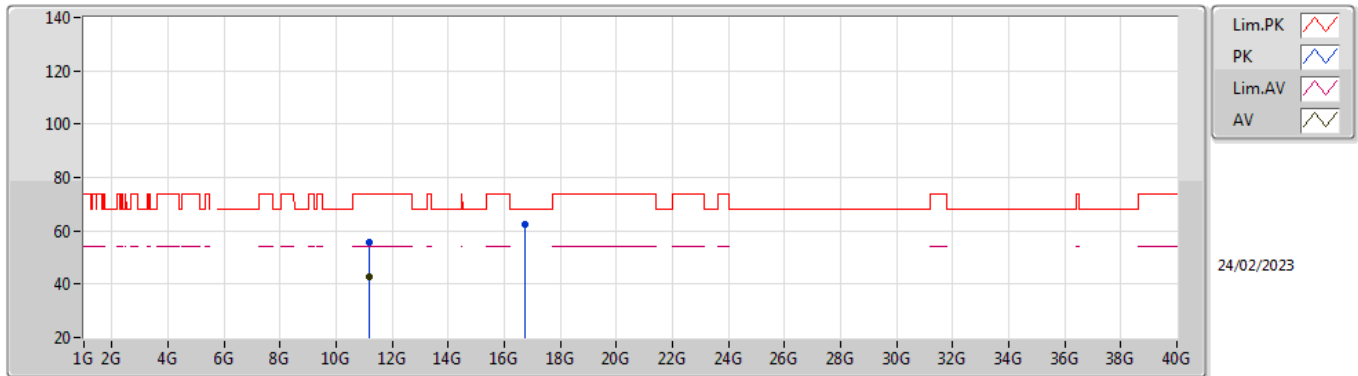


EUT_Z_2TX
 Setting 23
 03-C-R-5

Type	Freq (Hz)	Level (dBuV/m)	Limit (dBuV/m)	Margin (dB)	Raw (dBuV)	Dist (m)	Condition	Azimuth (°)	Height (m)	Comment	AF (dB)	CL (dB)	PA (dB)
PK	11.1576G	55.45	74.00	-18.55	47.45	3	Vertical	316	2.98	-	38.52	12.64	43.16
AV	11.16352G	42.87	54.00	-11.13	34.87	3	Vertical	316	2.98	-	38.53	12.64	43.17
PK	16.746G	63.38	68.20	-4.82	49.13	3	Vertical	258	1.81	-	38.94	17.15	41.84

5.47-5.725GHz_802.11a_Nss1,(6Mbps)_2TX

5580MHz_TX

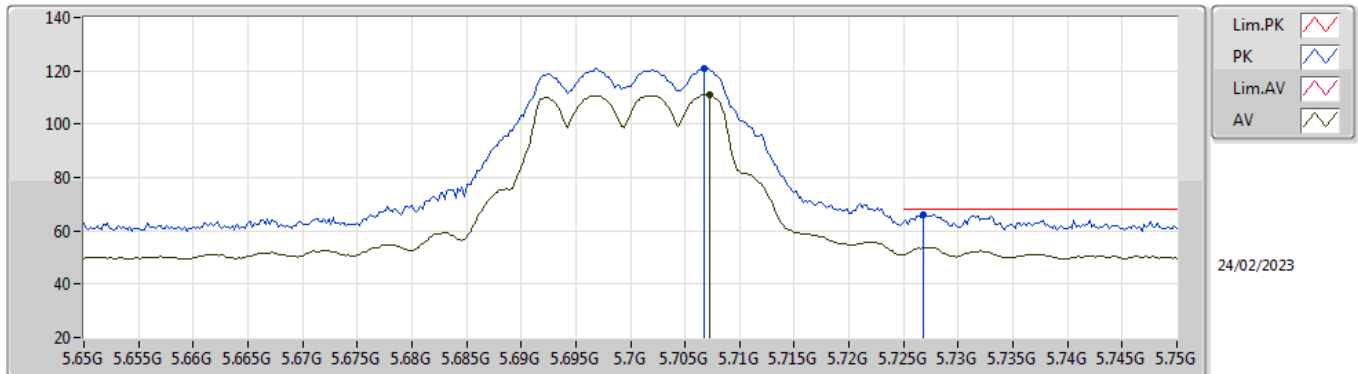


EUT_Z_2TX
 Setting 23
 03-C-R-5

Type	Freq (Hz)	Level (dBuV/m)	Limit (dBuV/m)	Margin (dB)	Raw (dBuV)	Dist (m)	Condition	Azimuth (°)	Height (m)	Comment	AF (dB)	CL (dB)	PA (dB)
PK	11.16876G	55.62	74.00	-18.38	47.61	3	Horizontal	96	2.68	-	38.54	12.64	43.17
AV	11.16168G	42.91	54.00	-11.09	34.91	3	Horizontal	96	2.68	-	38.52	12.64	43.16
PK	16.732G	62.31	68.20	-5.89	48.10	3	Horizontal	210	1.25	-	38.90	17.14	41.83

5.47-5.725GHz_802.11a_Nss1,(6Mbps)_2TX

5700MHz_TX

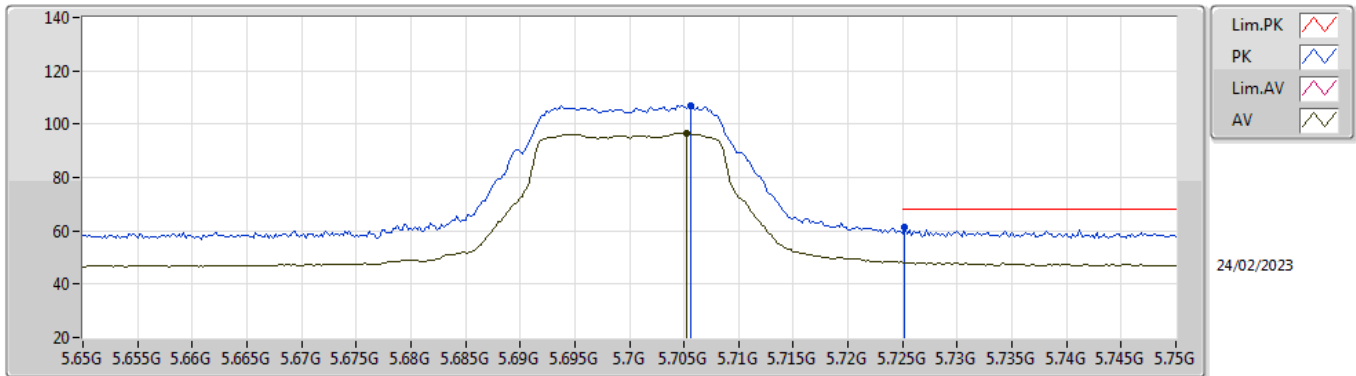


EUT_Z_2TX
Setting 18.5
03-C-J-8-10

Type	Freq (Hz)	Level (dBuV/m)	Limit (dBuV/m)	Margin (dB)	Raw (dBuV)	Dist (m)	Condition	Azimuth (°)	Height (m)	Comment	AF (dB)	CL (dB)	PA (dB)
PK	5.7068G	121.00	Inf	-Inf	114.47	3	Vertical	15	2.02	-	34.29	7.15	34.91
AV	5.7072G	110.97	Inf	-Inf	104.44	3	Vertical	15	2.02	-	34.29	7.15	34.91
PK	5.7268G	66.17	68.20	-2.03	59.67	3	Vertical	15	2.02	-	34.25	7.16	34.91

5.47-5.725GHz_802.11a_Nss1,(6Mbps)_2TX

5700MHz_TX

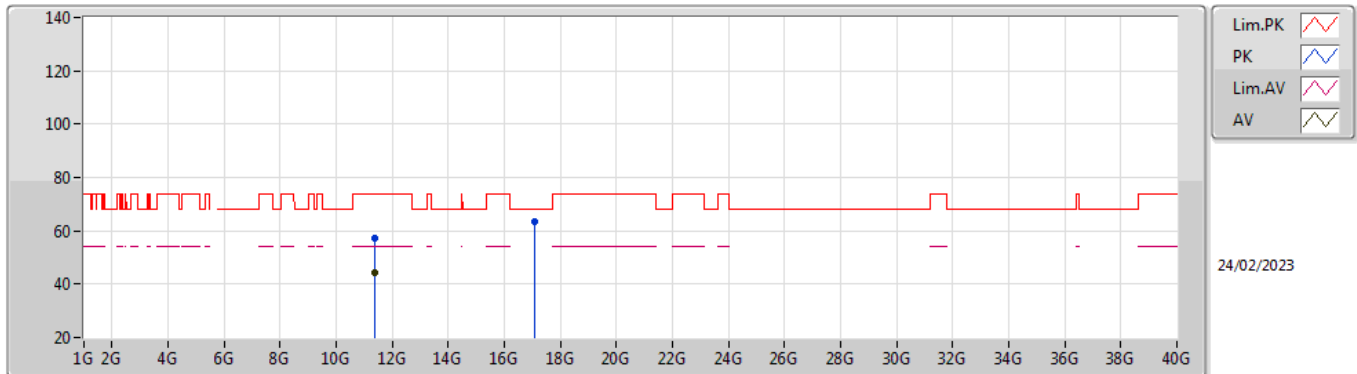


EUT_Z_2TX
 Setting 18.5
 03-C-R-5-10

Type	Freq (Hz)	Level (dBuV/m)	Limit (dBuV/m)	Margin (dB)	Raw (dBuV)	Dist (m)	Condition	Azimuth (°)	Height (m)	Comment	AF (dB)	CL (dB)	PA (dB)
PK	5.7056G	107.10	Inf	-Inf	100.66	3	Horizontal	122	2.85	-	34.20	7.15	34.91
AV	5.7052G	96.77	Inf	-Inf	90.33	3	Horizontal	122	2.85	-	34.20	7.15	34.91
PK	5.7252G	61.59	68.20	-6.61	55.14	3	Horizontal	122	2.85	-	34.20	7.16	34.91

5.47-5.725GHz_802.11a_Nss1,(6Mbps)_2TX

5700MHz_TX

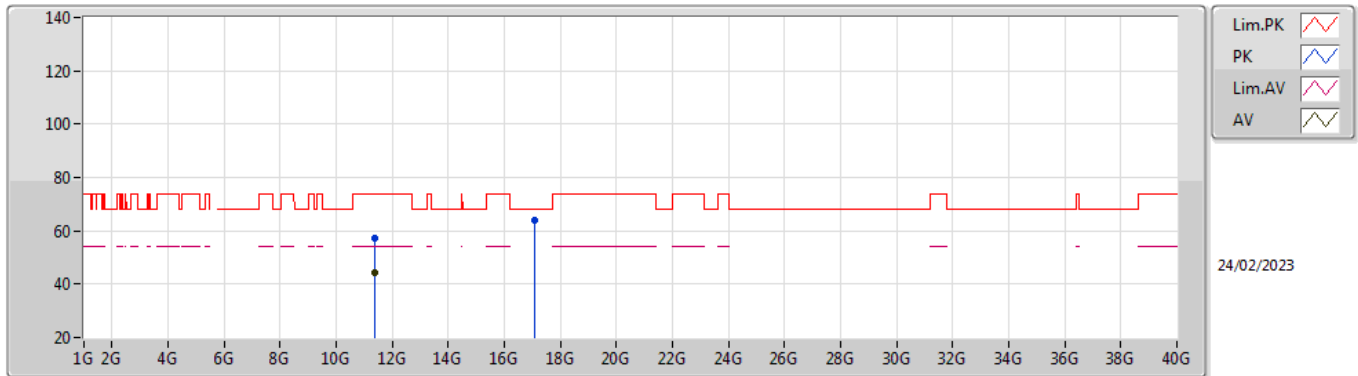


EUT_Z_2TX
Setting 18.5
03-C-R-5

Type	Freq (Hz)	Level (dBuV/m)	Limit (dBuV/m)	Margin (dB)	Raw (dBuV)	Dist (m)	Condition	Azimuth (°)	Height (m)	Comment	AF (dB)	CL (dB)	PA (dB)
PK	11.3944G	57.38	74.00	-16.62	49.18	3	Vertical	273	1.07	-	38.69	12.77	43.26
AV	11.39968G	44.14	54.00	-9.86	35.93	3	Vertical	273	1.07	-	38.70	12.77	43.26
PK	17.09324G	63.55	68.20	-4.65	48.07	3	Vertical	197	1.99	-	40.19	17.36	42.07

5.47-5.725GHz_802.11a_Nss1,(6Mbps)_2TX

5700MHz_TX

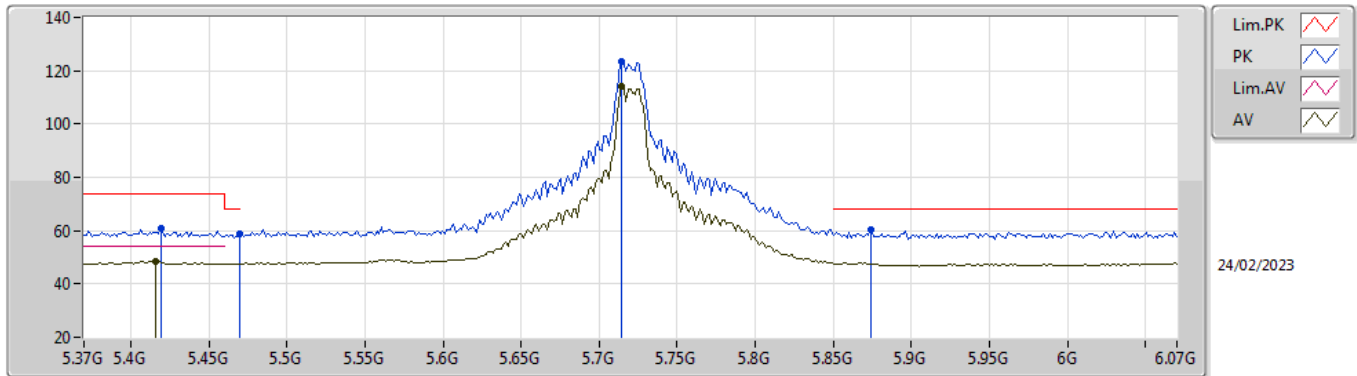


EUT_Z_2TX
Setting 18.5
03-C-R-5

Type	Freq (Hz)	Level (dBuV/m)	Limit (dBuV/m)	Margin (dB)	Raw (dBuV)	Dist (m)	Condition	Azimuth (°)	Height (m)	Comment	AF (dB)	CL (dB)	PA (dB)
PK	11.39164G	57.33	74.00	-16.67	49.14	3	Horizontal	349	1.07	-	38.68	12.77	43.26
AV	11.39244G	44.10	54.00	-9.90	35.91	3	Horizontal	349	1.07	-	38.68	12.77	43.26
PK	17.09624G	63.76	68.20	-4.44	48.28	3	Horizontal	63	2.71	-	40.19	17.36	42.07

5.47-5.725GHz_802.11a_Nss1,(6Mbps)_2TX

5720MHz Straddle 5.47-5.725GHz_TX

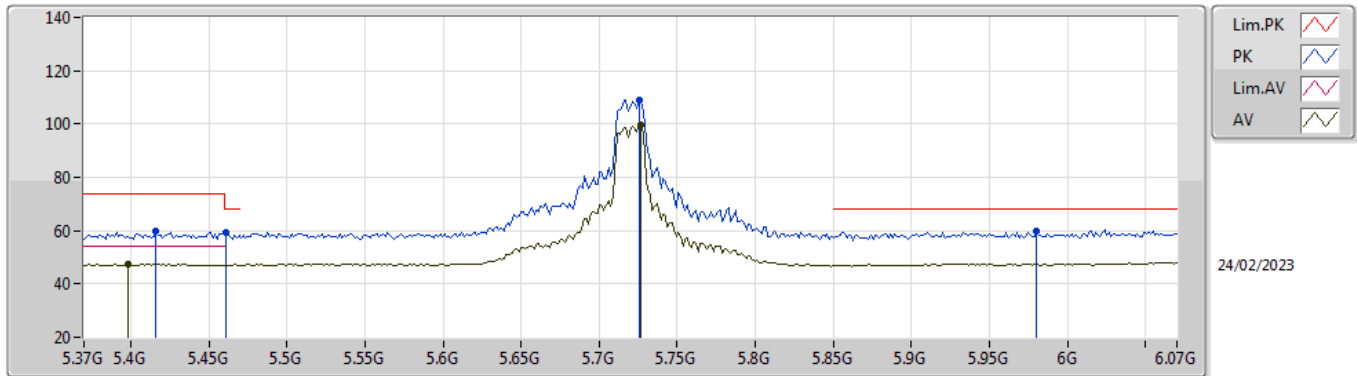


EUT_Z_2TX
 Setting 23
 03-C-J-8-10

Type	Freq (Hz)	Level (dBuV/m)	Limit (dBuV/m)	Margin (dB)	Raw (dBuV)	Dist (m)	Condition	Azimuth (°)	Height (m)	Comment	AF (dB)	CL (dB)	PA (dB)
PK	5.419G	60.70	74.00	-13.30	54.08	3	Vertical	197	1.74	-	34.56	6.92	34.86
AV	5.4162G	48.53	54.00	-5.47	41.91	3	Vertical	197	1.74	-	34.57	6.92	34.87
PK	5.4694G	58.57	68.20	-9.63	51.92	3	Vertical	197	1.74	-	34.54	6.97	34.86
PK	5.7144G	123.34	Inf	-Inf	116.82	3	Vertical	197	1.74	-	34.27	7.16	34.91
AV	5.7144G	114.11	Inf	-Inf	107.59	3	Vertical	197	1.74	-	34.27	7.16	34.91
PK	5.874G	60.21	68.20	-7.99	53.47	3	Vertical	197	1.74	-	34.44	7.24	34.94

5.47-5.725GHz_802.11a_Nss1,(6Mbps)_2TX

5720MHz Straddle 5.47-5.725GHz_TX

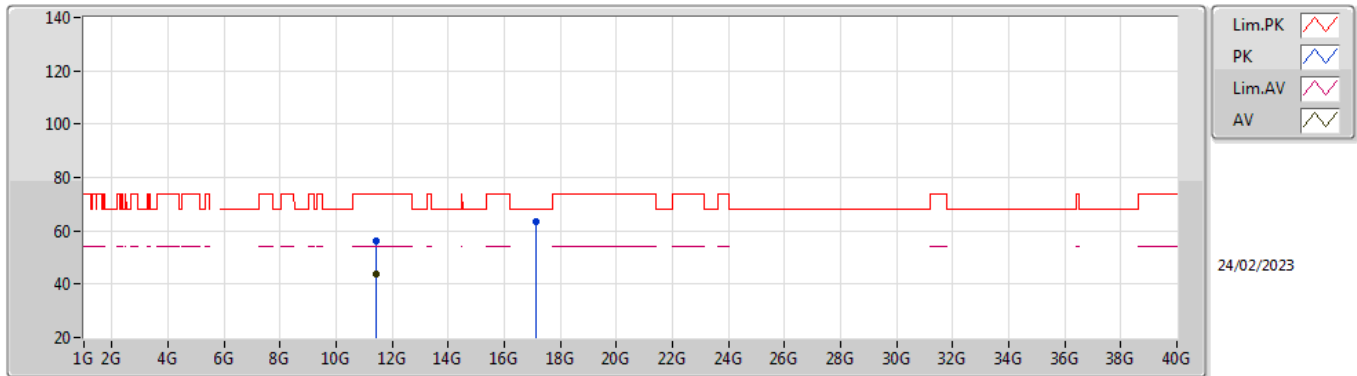


EUT_Z_2TX
 Setting 23
 03-C-R-5-10

Type	Freq (Hz)	Level (dBuV/m)	Limit (dBuV/m)	Margin (dB)	Raw (dBuV)	Dist (m)	Condition	Azimuth (°)	Height (m)	Comment	AF (dB)	CL (dB)	PA (dB)
PK	5.4162G	59.88	74.00	-14.12	53.37	3	Horizontal	142	1.88	-	34.46	6.92	34.87
AV	5.398G	47.56	54.00	-6.44	41.13	3	Horizontal	142	1.88	-	34.40	6.90	34.87
PK	5.461G	59.26	68.20	-8.94	52.56	3	Horizontal	142	1.88	-	34.60	6.96	34.86
PK	5.7256G	109.18	Inf	-Inf	102.73	3	Horizontal	142	1.88	-	34.20	7.16	34.91
AV	5.727G	99.48	Inf	-Inf	93.03	3	Horizontal	142	1.88	-	34.20	7.16	34.91
PK	5.9804G	59.99	68.20	-8.21	53.01	3	Horizontal	142	1.88	-	34.66	7.29	34.97

5.47-5.725GHz_802.11a_Nss1,(6Mbps)_2TX

5720MHz Straddle 5.47-5.725GHz_TX

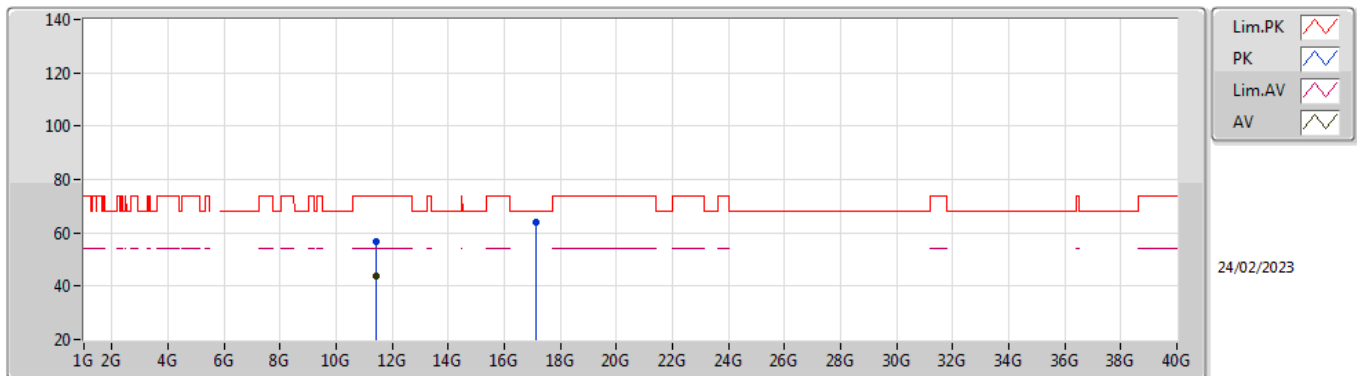


EUT_Z_2TX
 Setting 23
 03-C-R-5

Type	Freq (Hz)	Level (dBuV/m)	Limit (dBuV/m)	Margin (dB)	Raw (dBuV)	Dist (m)	Condition	Azimuth (°)	Height (m)	Comment	AF (dB)	CL (dB)	PA (dB)
PK	11.44144G	56.34	74.00	-17.66	48.01	3	Vertical	44	2.70	-	38.82	12.79	43.28
AV	11.4466G	43.73	54.00	-10.27	35.37	3	Vertical	44	2.70	-	38.84	12.80	43.28
PK	17.15096G	63.54	68.20	-4.66	47.85	3	Vertical	49	2.96	-	40.35	17.39	42.05

5.47-5.725GHz_802.11a_Nss1,(6Mbps)_2TX

5720MHz Straddle 5.47-5.725GHz_TX

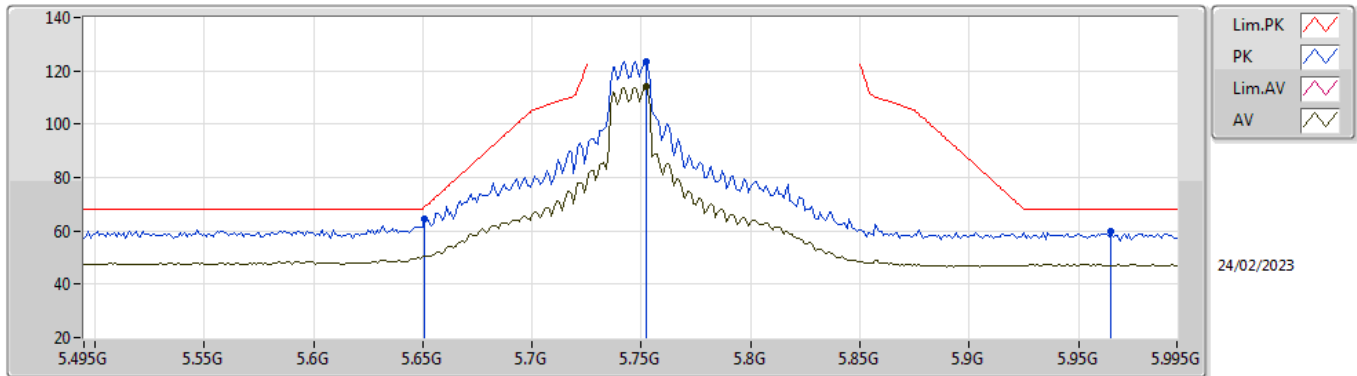


EUT_Z_2TX
Setting 23
03-C-R-5

Type	Freq (Hz)	Level (dBuV/m)	Limit (dBuV/m)	Margin (dB)	Raw (dBuV)	Dist (m)	Condition	Azimuth (°)	Height (m)	Comment	AF (dB)	CL (dB)	PA (dB)
PK	11.43056G	56.74	74.00	-17.26	48.43	3	Horizontal	347	1.74	-	38.79	12.79	43.27
AV	11.44996G	43.65	54.00	-10.35	35.28	3	Horizontal	347	1.74	-	38.85	12.80	43.28
PK	17.15028G	64.02	68.20	-4.18	48.33	3	Horizontal	215	1.35	-	40.35	17.39	42.05

5.725-5.85GHz_802.11a_Nss1,(6Mbps)_2TX

5745MHz_TX

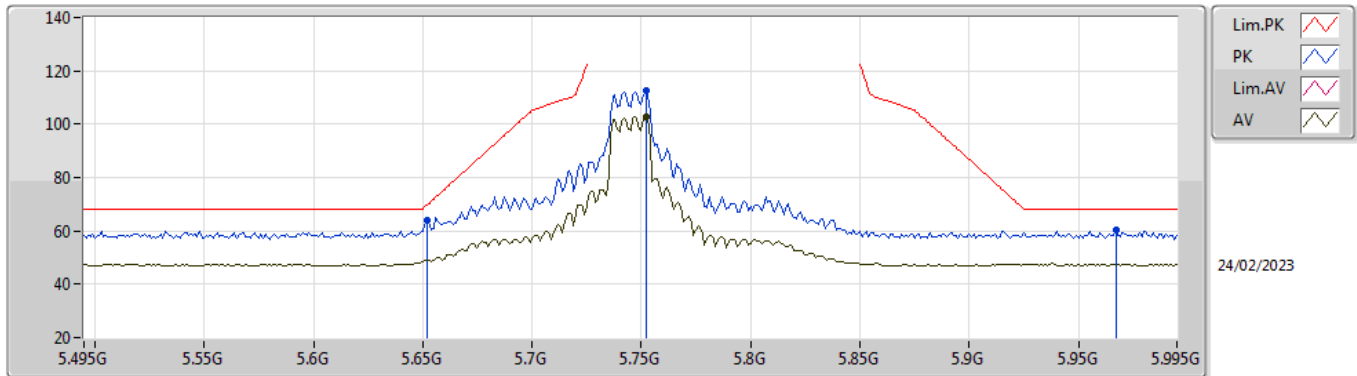


EUT_Z_2TX
Setting 23
03-C-J-8-10

Type	Freq (Hz)	Level (dBuV/m)	Limit (dBuV/m)	Margin (dB)	Raw (dBuV)	Dist (m)	Condition	Azimuth (°)	Height (m)	Comment	AF (dB)	CL (dB)	PA (dB)
PK	5.651G	64.33	68.94	-4.61	57.59	3	Vertical	11	2.02	-	34.50	7.13	34.89
PK	5.752G	123.70	Inf	-Inf	117.24	3	Vertical	11	2.02	-	34.20	7.18	34.92
AV	5.752G	113.97	Inf	-Inf	107.51	3	Vertical	11	2.02	-	34.20	7.18	34.92
PK	5.965G	59.61	68.20	-8.59	52.49	3	Vertical	11	2.02	-	34.80	7.28	34.96

5.725-5.85GHz_802.11a_Nss1,(6Mbps)_2TX

5745MHz_TX

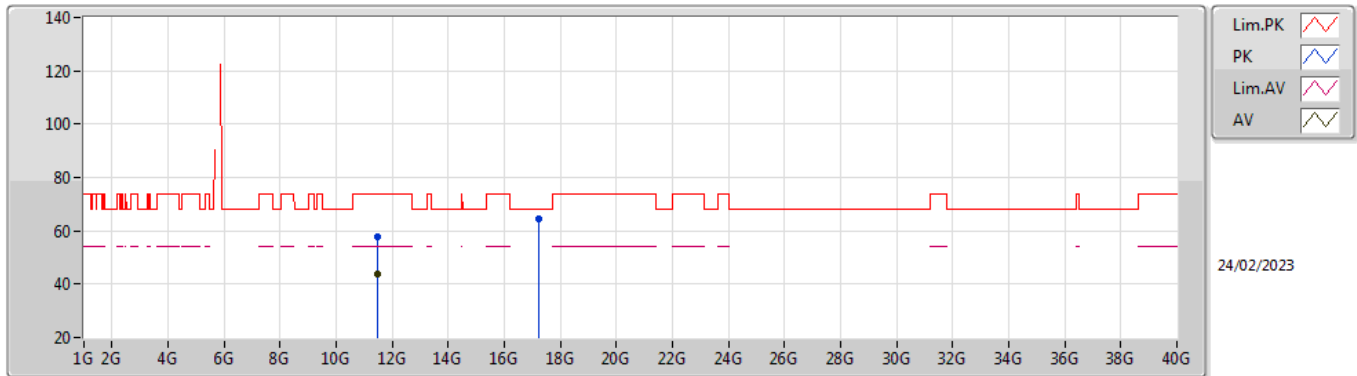


EUT_Z_2TX
 Setting 23
 03-C-R-5-10

Type	Freq (Hz)	Level (dBuV/m)	Limit (dBuV/m)	Margin (dB)	Raw (dBuV)	Dist (m)	Condition	Azimuth (°)	Height (m)	Comment	AF (dB)	CL (dB)	PA (dB)
PK	5.652G	63.83	69.68	-5.85	57.20	3	Horizontal	322	3.00	-	34.39	7.13	34.89
PK	5.752G	112.66	Inf	-Inf	106.20	3	Horizontal	322	3.00	-	34.20	7.18	34.92
AV	5.752G	102.87	Inf	-Inf	96.41	3	Horizontal	322	3.00	-	34.20	7.18	34.92
PK	5.967G	60.22	68.20	-7.98	53.27	3	Horizontal	322	3.00	-	34.63	7.28	34.96

5.725-5.85GHz_802.11a_Nss1,(6Mbps)_2TX

5745MHz_TX

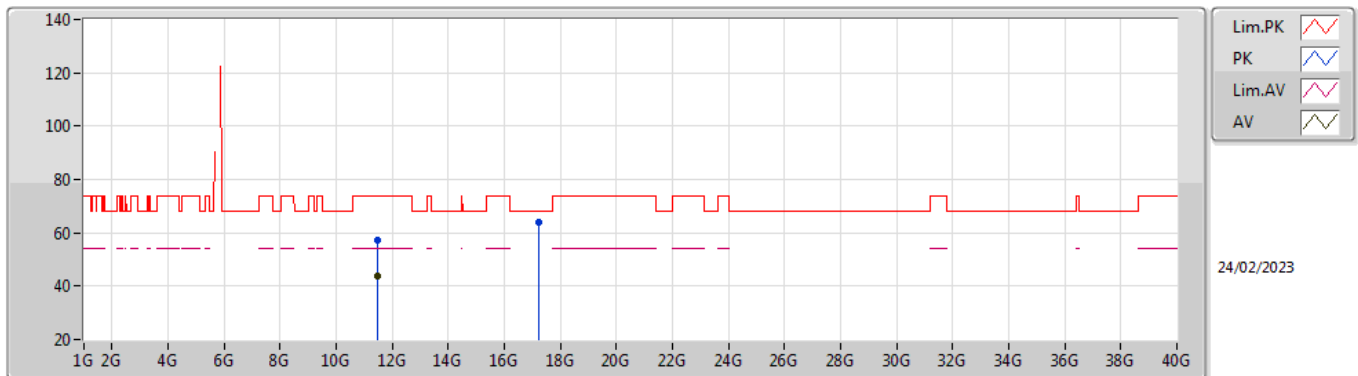


EUT_Z_2TX
 Setting 23
 03-C-R-5

Type	Freq (Hz)	Level (dBuV/m)	Limit (dBuV/m)	Margin (dB)	Raw (dBuV)	Dist (m)	Condition	Azimuth (°)	Height (m)	Comment	AF (dB)	CL (dB)	PA (dB)
PK	11.49448G	57.59	74.00	-16.41	49.09	3	Vertical	338	1.80	-	38.98	12.82	43.30
AV	11.49912G	44.00	54.00	-10.00	35.48	3	Vertical	338	1.80	-	39.00	12.82	43.30
PK	17.22676G	64.47	68.20	-3.73	48.44	3	Vertical	130	1.34	-	40.63	17.44	42.04

5.725-5.85GHz_802.11a_Nss1,(6Mbps)_2TX

5745MHz_TX

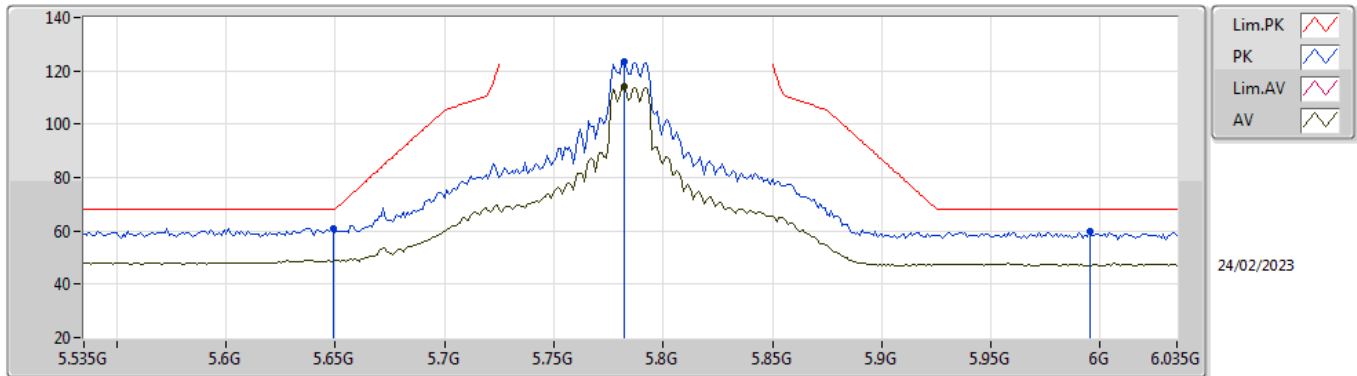


EUT_Z_2TX
Setting 23
03-C-R-5

Type	Freq (Hz)	Level (dBuV/m)	Limit (dBuV/m)	Margin (dB)	Raw (dBuV)	Dist (m)	Condition	Azimuth (°)	Height (m)	Comment	AF (dB)	CL (dB)	PA (dB)
PK	11.4878G	57.10	74.00	-16.90	48.62	3	Horizontal	146	2.78	-	38.96	12.82	43.30
AV	11.49G	43.89	54.00	-10.11	35.40	3	Horizontal	146	2.78	-	38.97	12.82	43.30
PK	17.24012G	63.92	68.20	-4.28	47.81	3	Horizontal	317	2.40	-	40.70	17.44	42.03

5.725-5.85GHz_802.11a_Nss1,(6Mbps)_2TX

5785MHz_TX

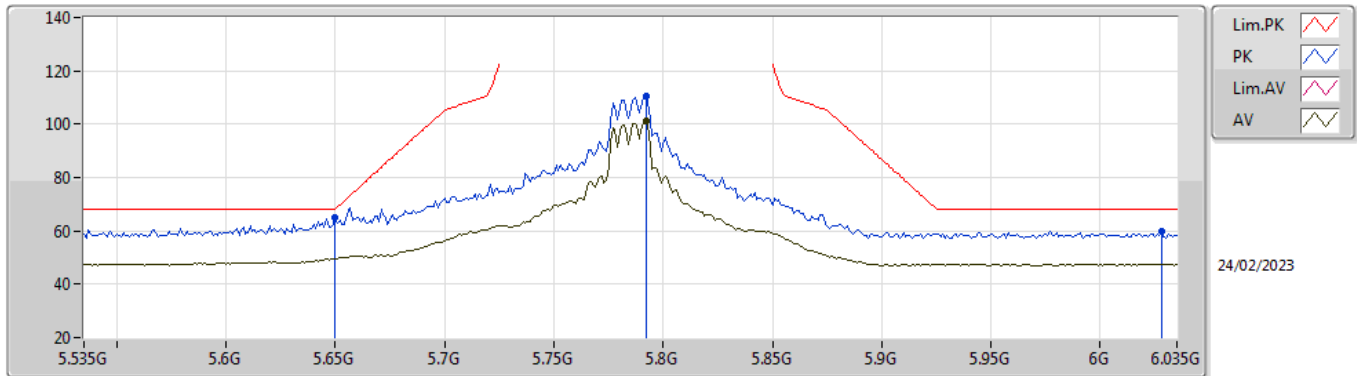


EUT_Z_2TX
 Setting 22.5
 03-C-J-8-10

Type	Freq (Hz)	Level (dBuV/m)	Limit (dBuV/m)	Margin (dB)	Raw (dBuV)	Dist (m)	Condition	Azimuth (°)	Height (m)	Comment	AF (dB)	CL (dB)	PA (dB)
PK	5.649G	60.96	68.20	-7.24	54.23	3	Vertical	12	2.07	-	34.50	7.12	34.89
PK	5.782G	123.49	Inf	-Inf	117.02	3	Vertical	12	2.07	-	34.20	7.19	34.92
AV	5.782G	114.25	Inf	-Inf	107.78	3	Vertical	12	2.07	-	34.20	7.19	34.92
PK	5.995G	59.63	68.20	-8.57	52.50	3	Vertical	12	2.07	-	34.80	7.30	34.97

5.725-5.85GHz_802.11a_Nss1,(6Mbps)_2TX

5785MHz_TX

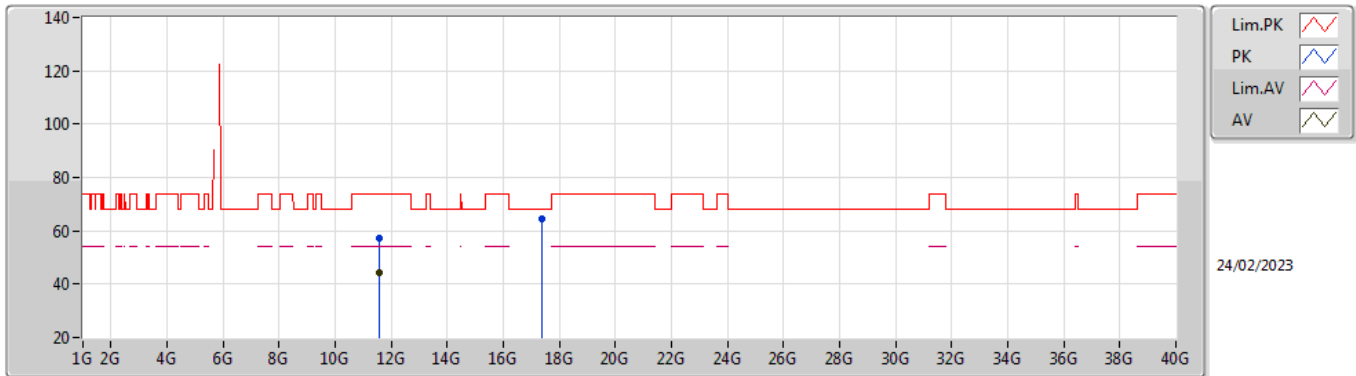


EUT_Z_2TX
 Setting 22.5
 03-C-R-5-10

Type	Freq (Hz)	Level (dBuV/m)	Limit (dBuV/m)	Margin (dB)	Raw (dBuV)	Dist (m)	Condition	Azimuth (°)	Height (m)	Comment	AF (dB)	CL (dB)	PA (dB)
PK	5.65G	65.12	68.20	-3.08	58.49	3	Horizontal	14	2.81	-	34.40	7.12	34.89
PK	5.792G	110.55	Inf	-Inf	103.99	3	Horizontal	14	2.81	-	34.28	7.20	34.92
AV	5.792G	101.07	Inf	-Inf	94.51	3	Horizontal	14	2.81	-	34.28	7.20	34.92
PK	6.028G	59.92	68.20	-8.28	52.79	3	Horizontal	14	2.81	-	34.76	7.34	34.97

5.725-5.85GHz_802.11a_Nss1,(6Mbps)_2TX

5785MHz_TX

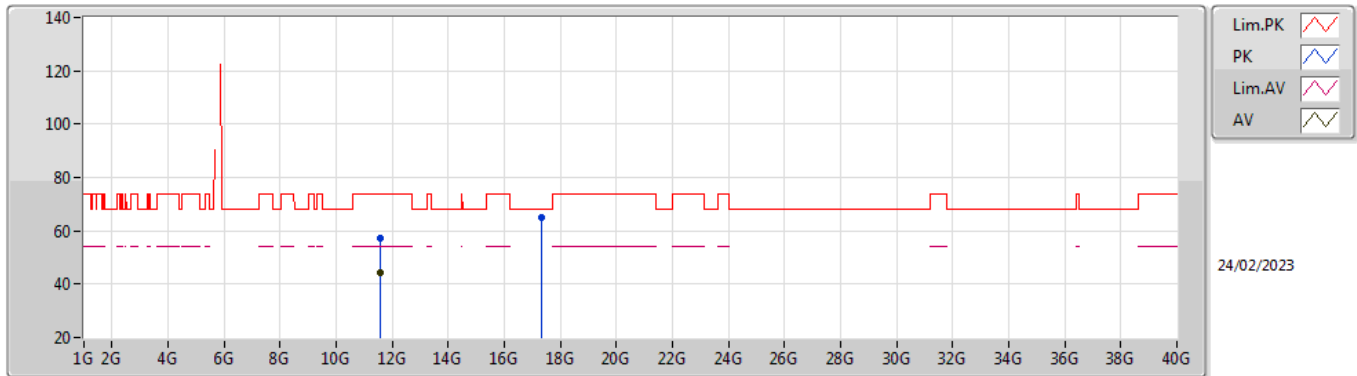


EUT_Z_2TX
 Setting 22.5
 03-C-R-5

Type	Freq (Hz)	Level (dBuV/m)	Limit (dBuV/m)	Margin (dB)	Raw (dBuV)	Dist (m)	Condition	Azimuth (°)	Height (m)	Comment	AF (dB)	CL (dB)	PA (dB)
PK	11.56304G	57.29	74.00	-16.71	48.53	3	Vertical	57	2.22	-	39.19	12.86	43.29
AV	11.57752G	44.16	54.00	-9.84	35.35	3	Vertical	57	2.22	-	39.23	12.87	43.29
PK	17.3532G	64.23	68.20	-3.97	47.36	3	Vertical	284	1.64	-	41.37	17.51	42.01

5.725-5.85GHz_802.11a_Nss1,(6Mbps)_2TX

5785MHz_TX

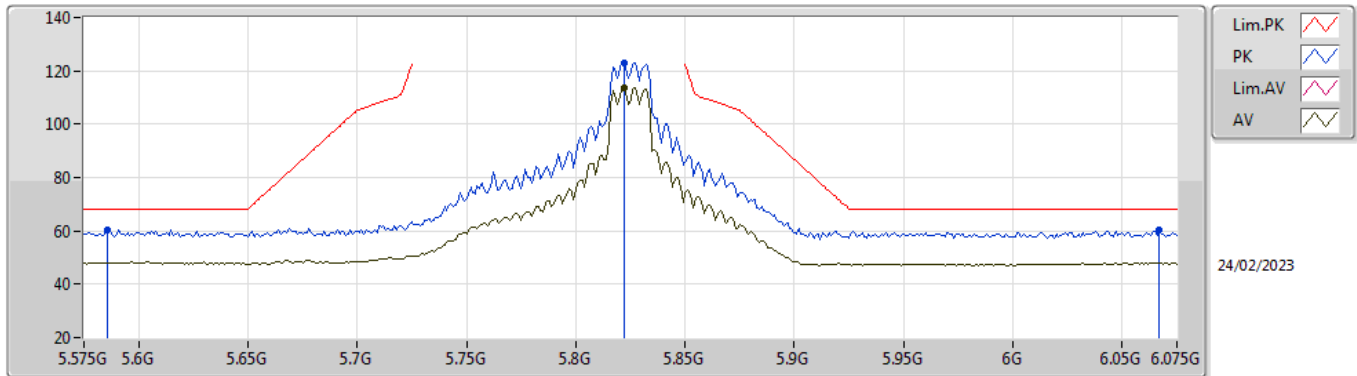


EUT_Z_2TX
 Setting 22.5
 03-C-R-5

Type	Freq (Hz)	Level (dBuV/m)	Limit (dBuV/m)	Margin (dB)	Raw (dBuV)	Dist (m)	Condition	Azimuth (°)	Height (m)	Comment	AF (dB)	CL (dB)	PA (dB)
PK	11.57496G	57.00	74.00	-17.00	48.20	3	Horizontal	103	1.34	-	39.22	12.87	43.29
AV	11.57972G	44.09	54.00	-9.91	35.27	3	Horizontal	103	1.34	-	39.24	12.87	43.29
PK	17.34624G	64.98	68.20	-3.22	48.16	3	Horizontal	129	1.44	-	41.32	17.51	42.01

5.725-5.85GHz_802.11a_Nss1,(6Mbps)_2TX

5825MHz_TX

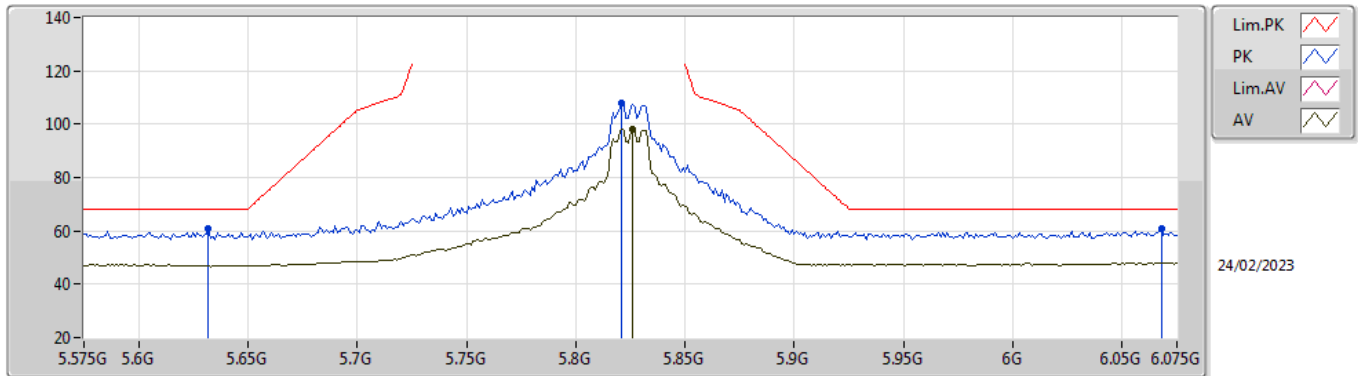


EUT_Z_2TX
Setting 22.5
03-C-J-8-10

Type	Freq (Hz)	Level (dBuV/m)	Limit (dBuV/m)	Margin (dB)	Raw (dBuV)	Dist (m)	Condition	Azimuth (°)	Height (m)	Comment	AF (dB)	CL (dB)	PA (dB)
PK	5.586G	60.34	68.20	-7.86	53.53	3	Vertical	10	2.12	-	34.60	7.09	34.88
PK	5.822G	123.11	Inf	-Inf	116.59	3	Vertical	10	2.12	-	34.24	7.21	34.93
AV	5.822G	113.70	Inf	-Inf	107.18	3	Vertical	10	2.12	-	34.24	7.21	34.93
PK	6.067G	60.29	68.20	-7.91	52.94	3	Vertical	10	2.12	-	34.93	7.40	34.98

5.725-5.85GHz_802.11a_Nss1,(6Mbps)_2TX

5825MHz_TX

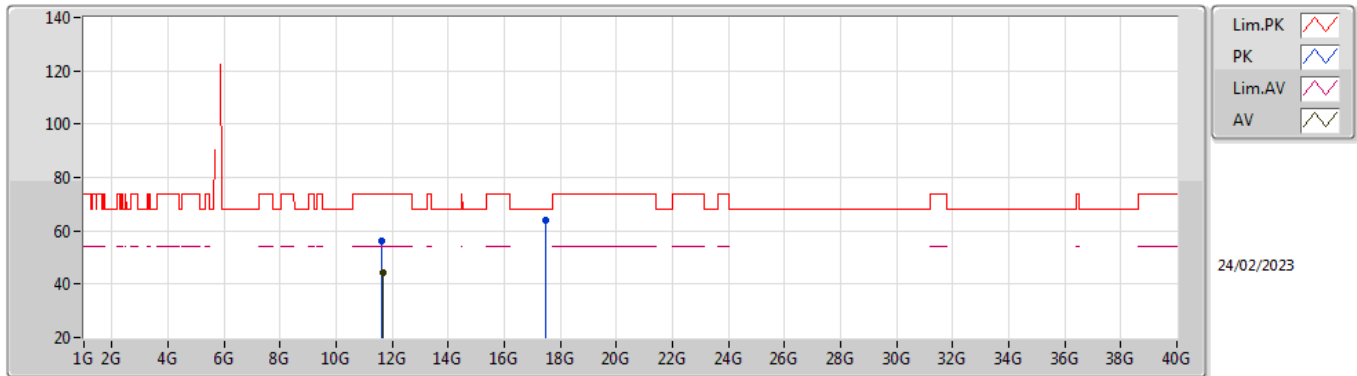


EUT_Z_2TX
Setting 22.5
03-C-R-5-10

Type	Freq (Hz)	Level (dBuV/m)	Limit (dBuV/m)	Margin (dB)	Raw (dBuV)	Dist (m)	Condition	Azimuth (°)	Height (m)	Comment	AF (dB)	CL (dB)	PA (dB)
PK	5.632G	60.86	68.20	-7.34	54.23	3	Horizontal	152	1.85	-	34.40	7.12	34.89
PK	5.821G	107.72	Inf	-Inf	101.14	3	Horizontal	152	1.85	-	34.30	7.21	34.93
AV	5.826G	97.94	Inf	-Inf	91.36	3	Horizontal	152	1.85	-	34.30	7.21	34.93
PK	6.068G	60.78	68.20	-7.42	53.49	3	Horizontal	152	1.85	-	34.87	7.40	34.98

5.725-5.85GHz_802.11a_Nss1,(6Mbps)_2TX

5825MHz_TX

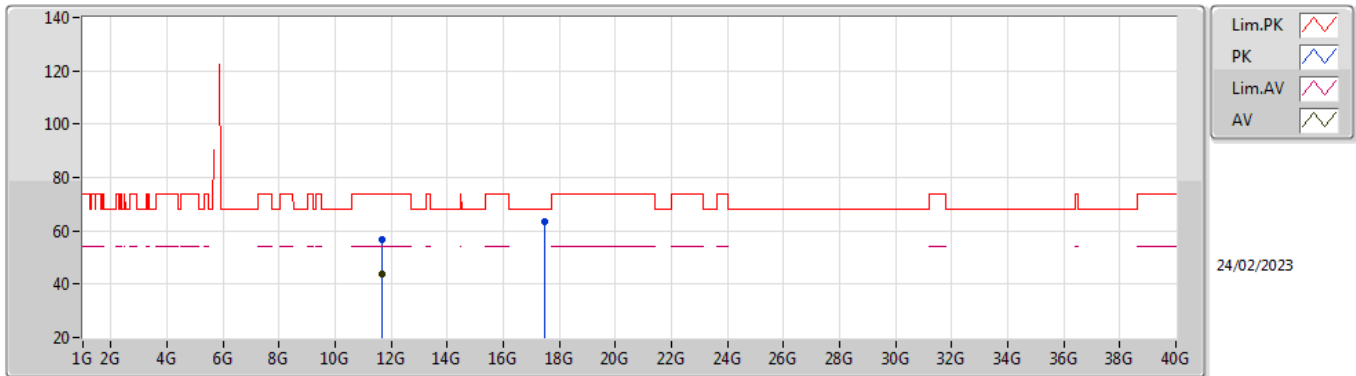


EUT_Z_2TX
 Setting 22.5
 03-C-J-8

Type	Freq (Hz)	Level (dBuV/m)	Limit (dBuV/m)	Margin (dB)	Raw (dBuV)	Dist (m)	Condition	Azimuth (°)	Height (m)	Comment	AF (dB)	CL (dB)	PA (dB)
PK	11.6407G	56.20	74.00	-17.80	69.72	3	Vertical	82	1.80	-	39.40	12.90	65.82
AV	11.65006G	44.07	54.00	-9.93	57.57	3	Vertical	82	1.80	-	39.40	12.91	65.81
PK	17.46192G	64.06	68.20	-4.14	69.70	3	Vertical	51	1.80	-	42.16	17.58	65.38

5.725-5.85GHz_802.11a_Nss1,(6Mbps)_2TX

5825MHz_TX



EUT_Z_2TX
 Setting 22.5
 03-C-J-8

Type	Freq (Hz)	Level (dBuV/m)	Limit (dBuV/m)	Margin (dB)	Raw (dBuV)	Dist (m)	Condition	Azimuth (°)	Height (m)	Comment	AF (dB)	CL (dB)	PA (dB)
PK	11.65468G	56.86	74.00	-17.14	70.36	3	Horizontal	113	1.80	-	39.40	12.91	65.81
AV	11.65006G	43.63	54.00	-10.37	57.13	3	Horizontal	113	1.80	-	39.40	12.91	65.81
PK	17.48586G	63.52	68.20	-4.68	68.95	3	Horizontal	225	1.80	-	42.37	17.59	65.39

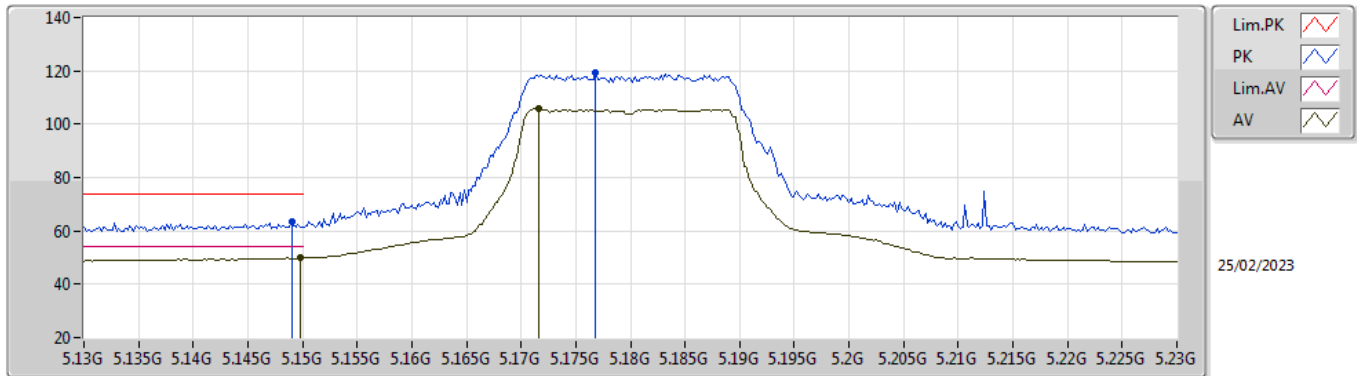


Summary

Mode	Result	Type	Freq (Hz)	Level (dBuV/m)	Limit (dBuV/m)	Margin (dB)	Dist (m)	Condition	Azimuth (°)	Height (m)	Comments
5.25-5.35GHz	-	-	-	-	-	-	-	-	-	-	-
802.11be EHT40-BF_Nss1,(MCS0)_2TX	Pass	AV	5.3504G	52.94	54.00	-1.06	3	Vertical	198	1.80	-

5.15-5.25GHz_802.11be EHT20-BF_Nss1,(MCS0)_2TX

5180MHz_TX

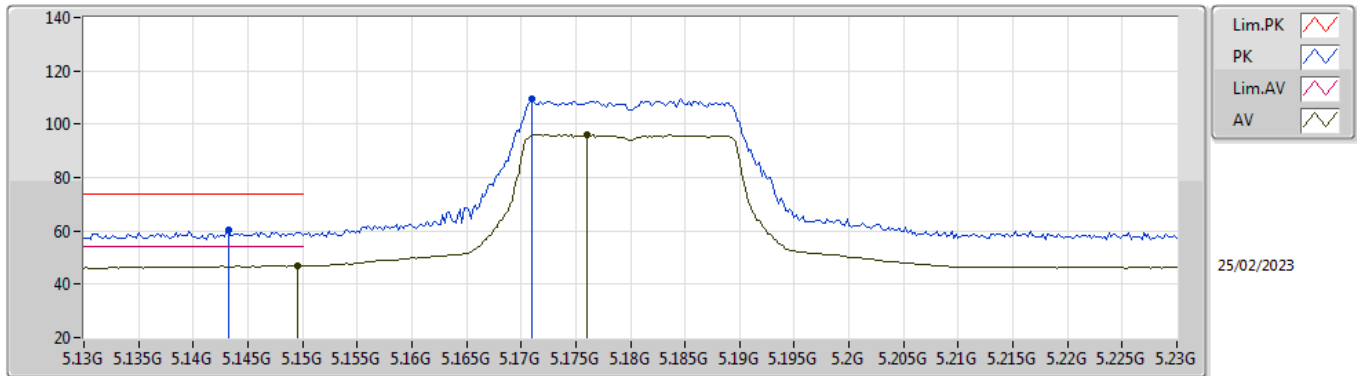


EUT_Z_2TX
 Setting 21
 03-C-J-8-10

Type	Freq (Hz)	Level (dBuV/m)	Limit (dBuV/m)	Margin (dB)	Raw (dBuV)	Dist (m)	Condition	Azimuth (°)	Height (m)	Comment	AF (dB)	CL (dB)	PA (dB)
PK	5.149G	63.47	74.00	-10.53	57.60	3	Vertical	175	1.52	-	34.00	6.75	34.88
AV	5.1498G	49.89	54.00	-4.11	44.02	3	Vertical	175	1.52	-	34.00	6.75	34.88
PK	5.1768G	119.22	Inf	-Inf	113.21	3	Vertical	175	1.52	-	34.11	6.78	34.88
AV	5.1716G	105.65	Inf	-Inf	99.67	3	Vertical	175	1.52	-	34.09	6.77	34.88

5.15-5.25GHz_802.11be EHT20-BF_Nss1,(MCS0)_2TX

5180MHz_TX

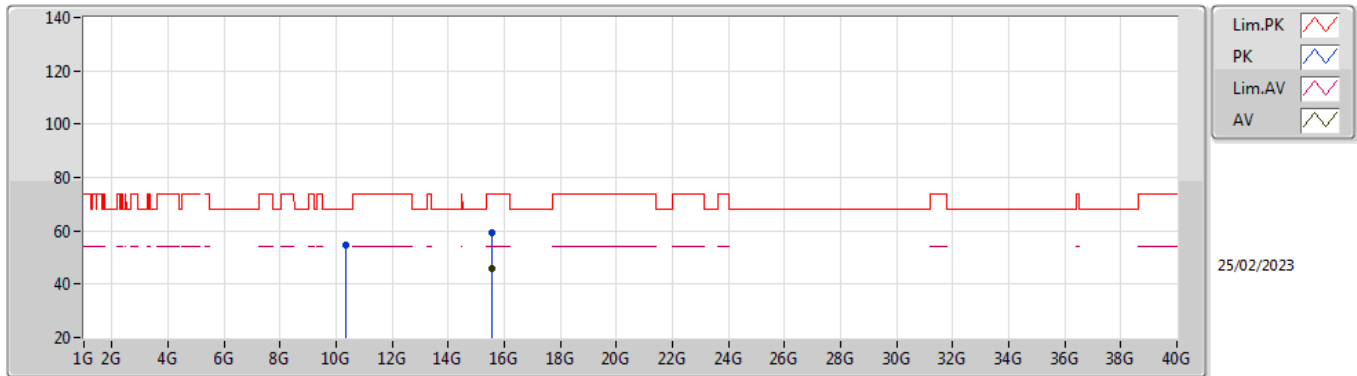


EUT_Z_2TX
 Setting 21
 03-C-R-5-10

Type	Freq (Hz)	Level (dBuV/m)	Limit (dBuV/m)	Margin (dB)	Raw (dBuV)	Dist (m)	Condition	Azimuth (°)	Height (m)	Comment	AF (dB)	CL (dB)	PA (dB)
PK	5.1432G	60.12	74.00	-13.88	54.17	3	Horizontal	153	2.93	-	34.09	6.74	34.88
AV	5.1496G	46.93	54.00	-7.07	40.96	3	Horizontal	153	2.93	-	34.10	6.75	34.88
PK	5.171G	109.73	Inf	-Inf	103.78	3	Horizontal	153	2.93	-	34.06	6.77	34.88
AV	5.176G	96.18	Inf	-Inf	90.23	3	Horizontal	153	2.93	-	34.05	6.78	34.88

5.15-5.25GHz_802.11be EHT20-BF_Nss1,(MCS0)_2TX

5180MHz_TX

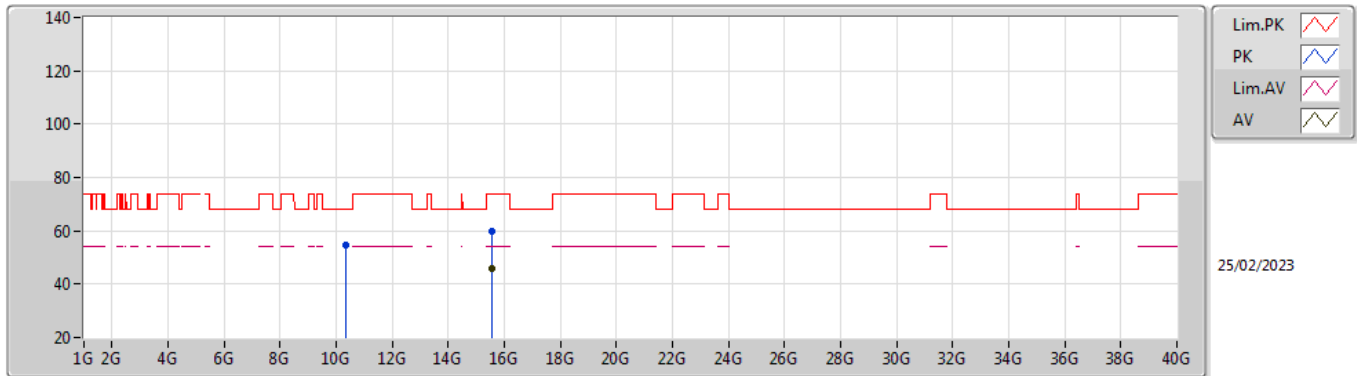


EUT_Z_2TX
 Setting 21
 03-C-R-5

Type	Freq (Hz)	Level (dBuV/m)	Limit (dBuV/m)	Margin (dB)	Raw (dBuV)	Dist (m)	Condition	Azimuth (°)	Height (m)	Comment	AF (dB)	CL (dB)	PA (dB)
PK	10.35272G	54.45	68.20	-13.75	47.43	3	Vertical	123	1.89	-	37.85	12.19	43.02
PK	15.53796G	59.48	74.00	-14.52	47.56	3	Vertical	30	2.69	-	38.25	16.24	42.57
AV	15.54944G	45.77	54.00	-8.23	33.87	3	Vertical	30	2.69	-	38.20	16.25	42.55

5.15-5.25GHz_802.11be EHT20-BF_Nss1,(MCS0)_2TX

5180MHz_TX

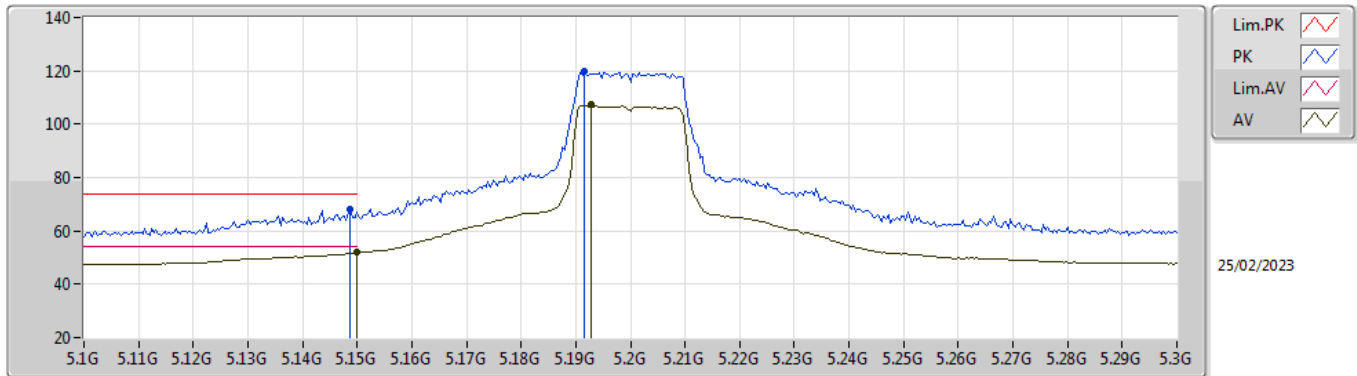


EUT_Z_2TX
 Setting 21
 03-C-R-5

Type	Freq (Hz)	Level (dBuV/m)	Limit (dBuV/m)	Margin (dB)	Raw (dBuV)	Dist (m)	Condition	Azimuth (°)	Height (m)	Comment	AF (dB)	CL (dB)	PA (dB)
PK	10.35032G	54.76	68.20	-13.44	47.74	3	Horizontal	103	2.36	-	37.85	12.19	43.02
PK	15.53956G	59.98	74.00	-14.02	48.06	3	Horizontal	146	2.30	-	38.24	16.24	42.56
AV	15.54948G	45.91	54.00	-8.09	34.01	3	Horizontal	146	2.30	-	38.20	16.25	42.55

5.15-5.25GHz_802.11be EHT20-BF_Nss1,(MCS0)_2TX

5200MHz_TX

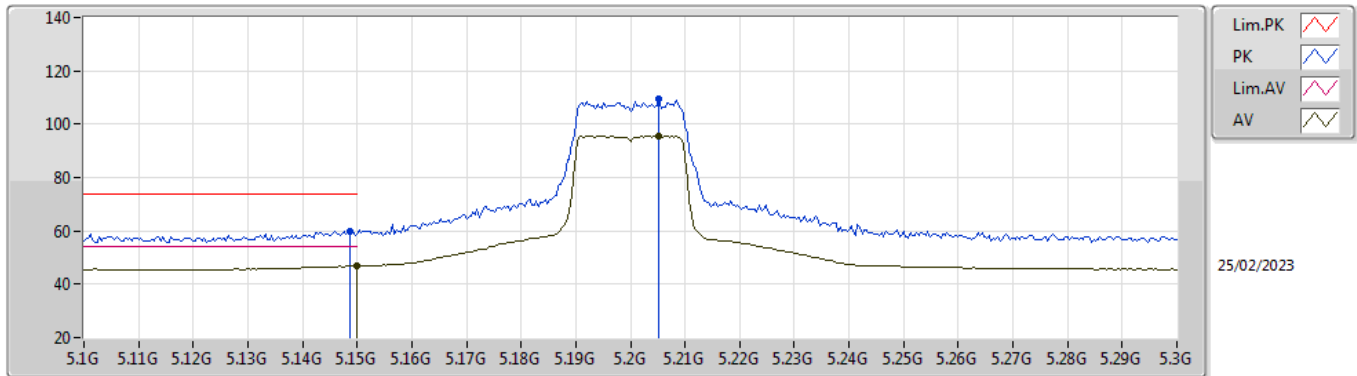


EUT_Z_2TX
 Setting 22
 03-C-J-8-10

Type	Freq (Hz)	Level (dBuV/m)	Limit (dBuV/m)	Margin (dB)	Raw (dBuV)	Dist (m)	Condition	Azimuth (°)	Height (m)	Comment	AF (dB)	CL (dB)	PA (dB)
PK	5.1488G	68.36	74.00	-5.64	62.49	3	Vertical	193	1.80	-	34.00	6.75	34.88
AV	5.15G	51.87	54.00	-2.13	46.00	3	Vertical	193	1.80	-	34.00	6.75	34.88
PK	5.1916G	119.59	Inf	-Inf	113.51	3	Vertical	193	1.80	-	34.17	6.79	34.88
AV	5.1928G	107.22	Inf	-Inf	101.14	3	Vertical	193	1.80	-	34.17	6.79	34.88

5.15-5.25GHz_802.11be EHT20-BF_Nss1,(MCS0)_2TX

5200MHz_TX

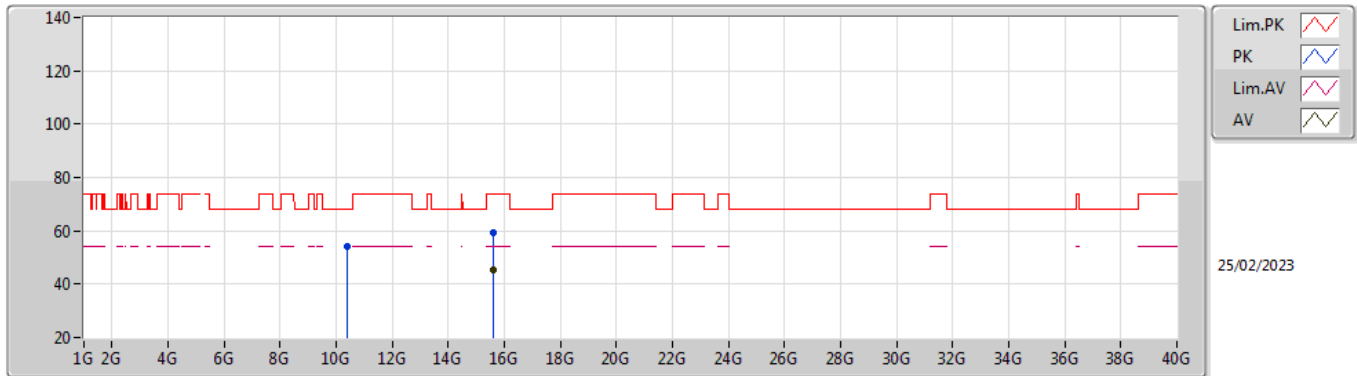


EUT_Z_2TX
 Setting 22
 03-C-R-5-10

Type	Freq (Hz)	Level (dBuV/m)	Limit (dBuV/m)	Margin (dB)	Raw (dBuV)	Dist (m)	Condition	Azimuth (°)	Height (m)	Comment	AF (dB)	CL (dB)	PA (dB)
PK	5.1488G	60.06	74.00	-13.94	54.09	3	Horizontal	167	2.67	-	34.10	6.75	34.88
AV	5.15G	46.87	54.00	-7.13	40.90	3	Horizontal	167	2.67	-	34.10	6.75	34.88
PK	5.2052G	109.40	Inf	-Inf	103.48	3	Horizontal	167	2.67	-	34.00	6.80	34.88
AV	5.2052G	95.45	Inf	-Inf	89.53	3	Horizontal	167	2.67	-	34.00	6.80	34.88

5.15-5.25GHz_802.11be EHT20-BF_Nss1,(MCS0)_2TX

5200MHz_TX

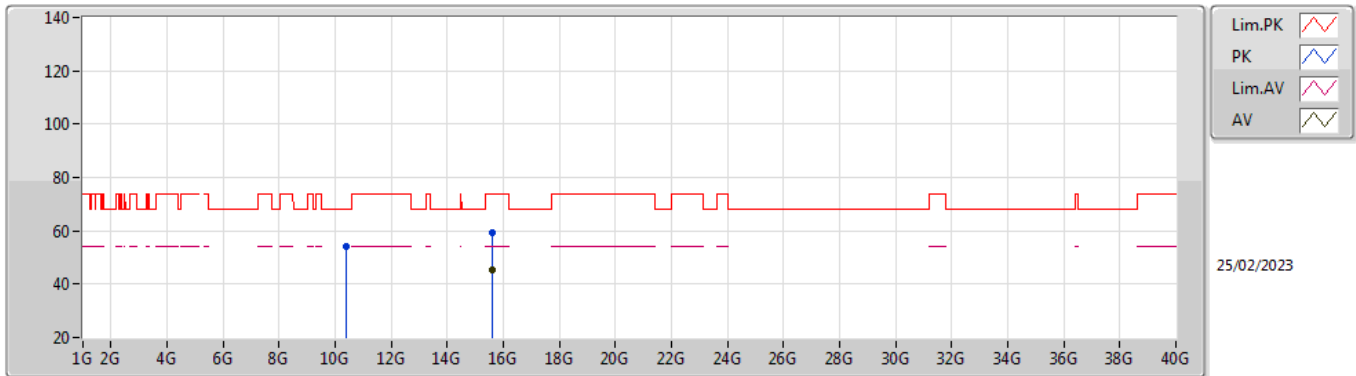


EUT_Z_2TX
 Setting 22
 03-C-R-5

Type	Freq (Hz)	Level (dBuV/m)	Limit (dBuV/m)	Margin (dB)	Raw (dBuV)	Dist (m)	Condition	Azimuth (°)	Height (m)	Comment	AF (dB)	CL (dB)	PA (dB)
PK	10.40168G	54.21	68.20	-13.99	47.12	3	Vertical	6	1.58	-	37.90	12.22	43.03
PK	15.60724G	59.12	74.00	-14.88	47.29	3	Vertical	65	1.93	-	38.01	16.31	42.49
AV	15.60436G	45.51	54.00	-8.49	33.70	3	Vertical	65	1.93	-	38.00	16.30	42.49

5.15-5.25GHz_802.11be EHT20-BF_Nss1,(MCS0)_2TX

5200MHz_TX

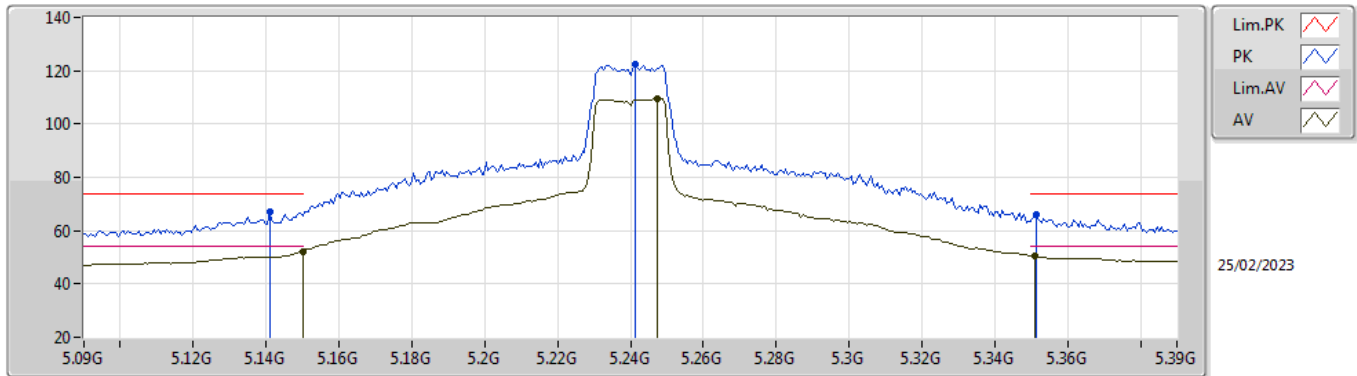


EUT_Z_2TX
 Setting 22
 03-C-R-5

Type	Freq (Hz)	Level (dBuV/m)	Limit (dBuV/m)	Margin (dB)	Raw (dBuV)	Dist (m)	Condition	Azimuth (°)	Height (m)	Comment	AF (dB)	CL (dB)	PA (dB)
PK	10.40284G	54.39	68.20	-13.81	47.30	3	Horizontal	252	1.63	-	37.90	12.22	43.03
PK	15.6016G	59.11	74.00	-14.89	47.30	3	Horizontal	132	1.48	-	38.00	16.30	42.49
AV	15.60436G	45.58	54.00	-8.42	33.77	3	Horizontal	132	1.48	-	38.00	16.30	42.49

5.15-5.25GHz_802.11be EHT20-BF_Nss1,(MCS0)_2TX

5240MHz_TX

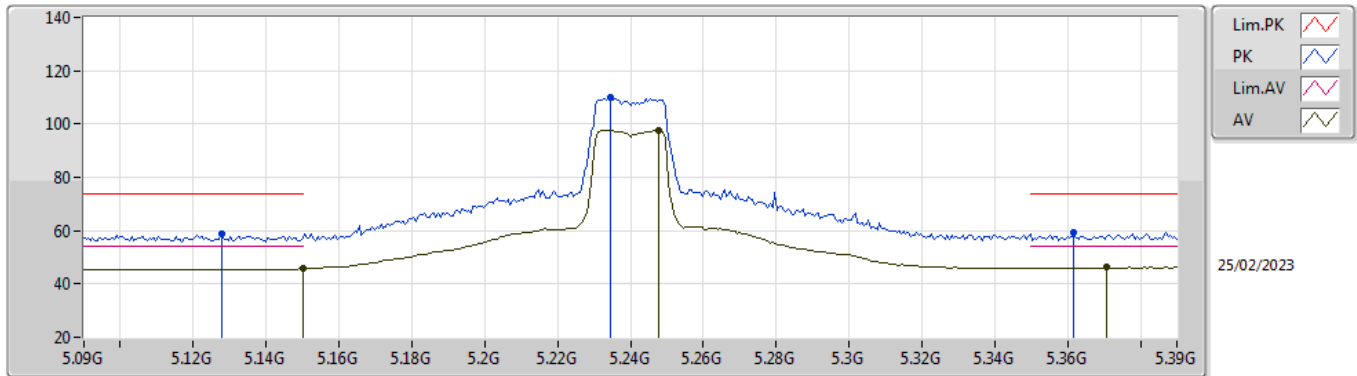


EUT_Z_2TX
 Setting 24
 03-C-J-8-10

Type	Freq (Hz)	Level (dBuV/m)	Limit (dBuV/m)	Margin (dB)	Raw (dBuV)	Dist (m)	Condition	Azimuth (°)	Height (m)	Comment	AF (dB)	CL (dB)	PA (dB)
PK	5.141G	66.83	74.00	-7.17	60.99	3	Vertical	354	1.52	-	33.98	6.74	34.88
AV	5.15G	52.08	54.00	-1.92	46.21	3	Vertical	354	1.52	-	34.00	6.75	34.88
PK	5.2412G	122.16	Inf	-Inf	115.86	3	Vertical	354	1.52	-	34.36	6.82	34.88
AV	5.2472G	109.48	Inf	-Inf	103.15	3	Vertical	354	1.52	-	34.39	6.82	34.88
PK	5.3516G	66.04	74.00	-7.96	59.53	3	Vertical	354	1.52	-	34.50	6.88	34.87
AV	5.351G	50.57	54.00	-3.43	44.06	3	Vertical	354	1.52	-	34.50	6.88	34.87

5.15-5.25GHz_802.11be EHT20-BF_Nss1,(MCS0)_2TX

5240MHz_TX

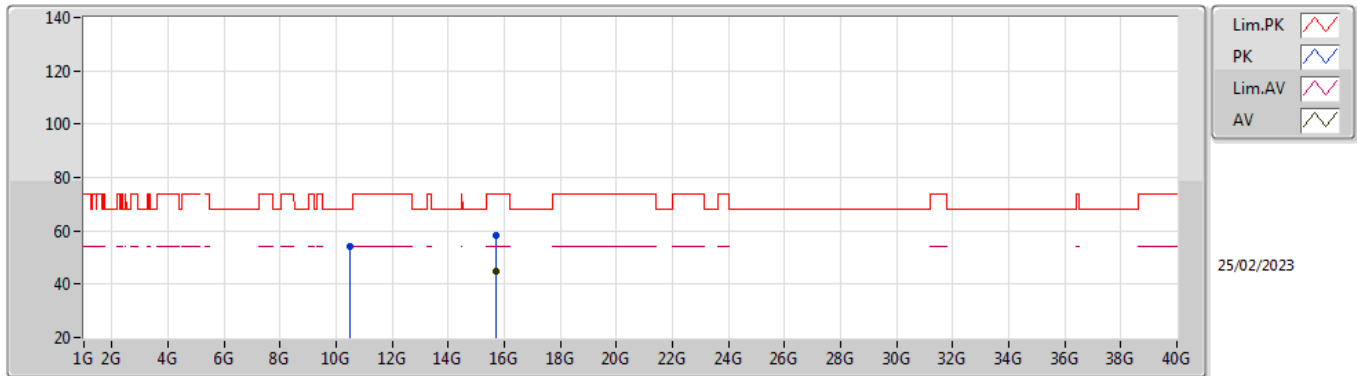


EUT_Z_2TX
 Setting 24
 03-C-R-5-10

Type	Freq (Hz)	Level (dBuV/m)	Limit (dBuV/m)	Margin (dB)	Raw (dBuV)	Dist (m)	Condition	Azimuth (°)	Height (m)	Comment	AF (dB)	CL (dB)	PA (dB)
PK	5.1278G	58.54	74.00	-15.46	52.63	3	Horizontal	318	2.66	-	34.06	6.73	34.88
AV	5.15G	45.74	54.00	-8.26	39.77	3	Horizontal	318	2.66	-	34.10	6.75	34.88
PK	5.2346G	110.24	Inf	-Inf	104.30	3	Horizontal	318	2.66	-	34.00	6.82	34.88
AV	5.2478G	97.77	Inf	-Inf	91.83	3	Horizontal	318	2.66	-	34.00	6.82	34.88
PK	5.3618G	59.37	74.00	-14.63	52.88	3	Horizontal	318	2.66	-	34.48	6.88	34.87
AV	5.3708G	46.21	54.00	-7.79	39.73	3	Horizontal	318	2.66	-	34.46	6.89	34.87

5.15-5.25GHz_802.11be EHT20-BF_Nss1,(MCS0)_2TX

5240MHz_TX

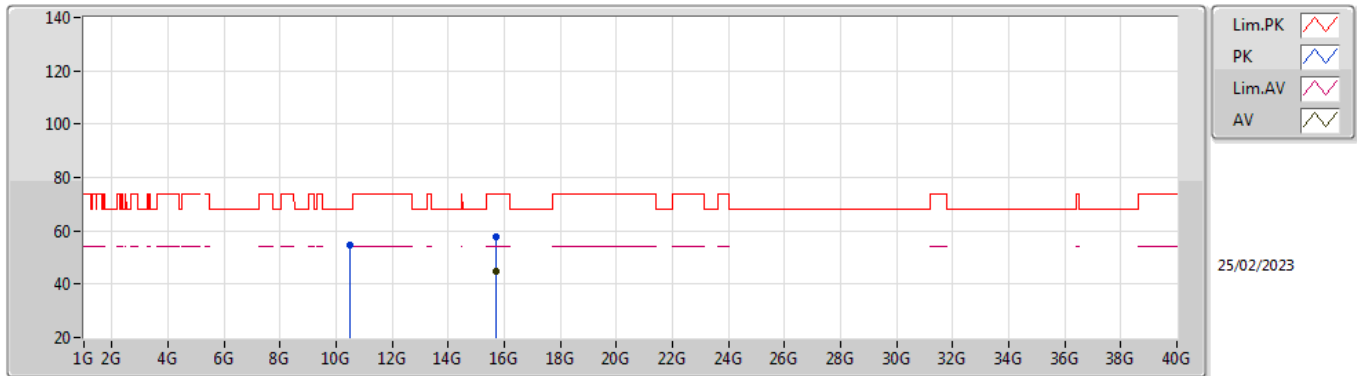


EUT_Z_2TX
 Setting 24
 03-C-R-5

Type	Freq (Hz)	Level (dBuV/m)	Limit (dBuV/m)	Margin (dB)	Raw (dBuV)	Dist (m)	Condition	Azimuth (°)	Height (m)	Comment	AF (dB)	CL (dB)	PA (dB)
PK	10.47748G	54.14	68.20	-14.06	46.94	3	Vertical	226	2.96	-	37.98	12.26	43.04
PK	15.72648G	58.31	74.00	-15.69	46.29	3	Vertical	135	2.62	-	37.94	16.43	42.35
AV	15.71176G	44.87	54.00	-9.13	32.79	3	Vertical	135	2.62	-	38.03	16.41	42.36

5.15-5.25GHz_802.11be EHT20-BF_Nss1,(MCS0)_2TX

5240MHz_TX

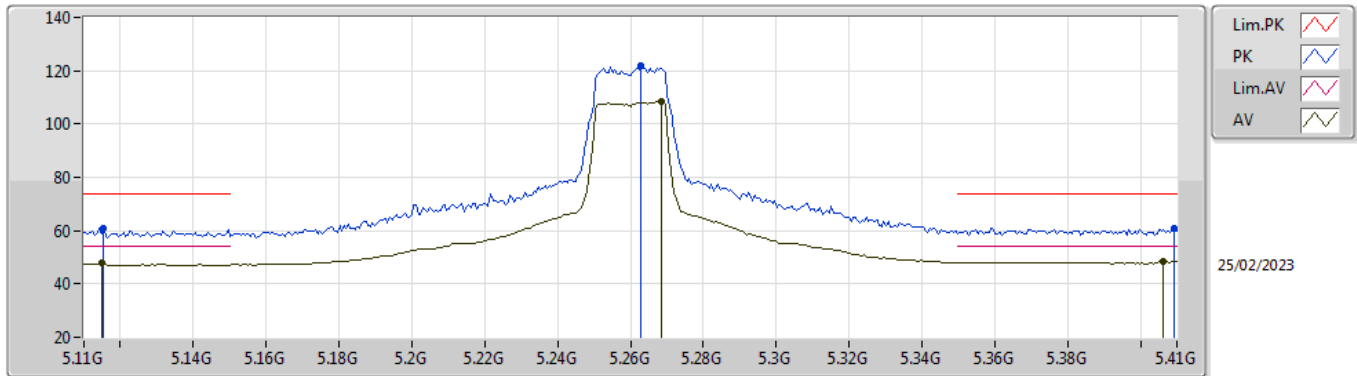


EUT_Z_2TX
 Setting 24
 03-C-R-5

Type	Freq (Hz)	Level (dBuV/m)	Limit (dBuV/m)	Margin (dB)	Raw (dBuV)	Dist (m)	Condition	Azimuth (°)	Height (m)	Comment	AF (dB)	CL (dB)	PA (dB)
PK	10.4738G	54.43	68.20	-13.77	47.24	3	Horizontal	217	1.03	-	37.97	12.26	43.04
PK	15.71468G	57.94	74.00	-16.06	45.88	3	Horizontal	216	1.85	-	38.01	16.41	42.36
AV	15.71156G	44.82	54.00	-9.18	32.74	3	Horizontal	216	1.85	-	38.03	16.41	42.36

5.25-5.35GHz_802.11be EHT20-BF_Nss1,(MCS0)_2TX

5260MHz_TX

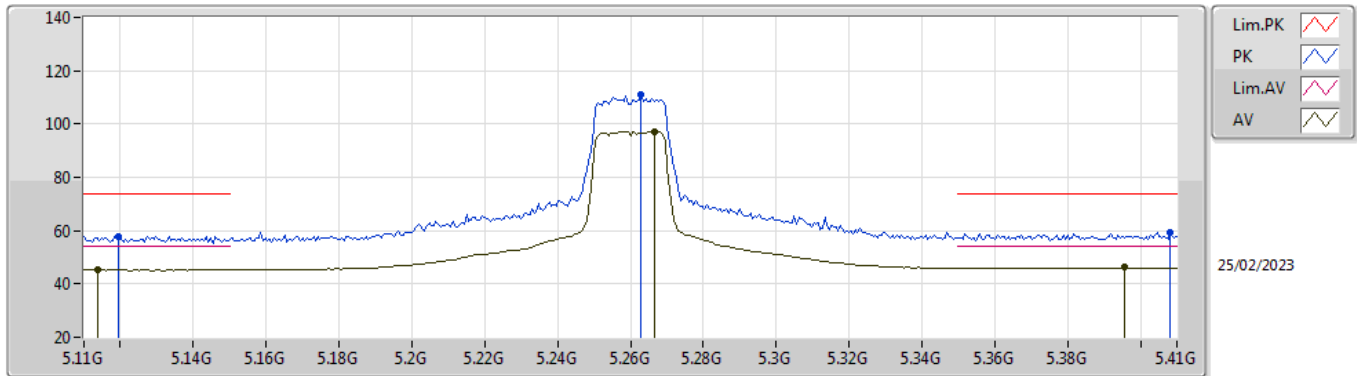


EUT_Z_2TX
 Setting 24
 03-C-J-8-10

Type	Freq (Hz)	Level (dBuV/m)	Limit (dBuV/m)	Margin (dB)	Raw (dBuV)	Dist (m)	Condition	Azimuth (°)	Height (m)	Comment	AF (dB)	CL (dB)	PA (dB)
PK	5.1154G	60.81	74.00	-13.19	55.04	3	Vertical	174	2.15	-	33.93	6.72	34.88
AV	5.1148G	47.73	54.00	-6.27	41.97	3	Vertical	174	2.15	-	33.93	6.71	34.88
PK	5.263G	122.00	Inf	-Inf	115.61	3	Vertical	174	2.15	-	34.43	6.83	34.87
AV	5.2684G	108.38	Inf	-Inf	101.98	3	Vertical	174	2.15	-	34.44	6.83	34.87
PK	5.4094G	60.74	74.00	-13.26	54.12	3	Vertical	174	2.15	-	34.58	6.91	34.87
AV	5.4064G	48.32	54.00	-5.68	41.69	3	Vertical	174	2.15	-	34.59	6.91	34.87

5.25-5.35GHz_802.11be EHT20-BF_Nss1,(MCS0)_2TX

5260MHz_TX

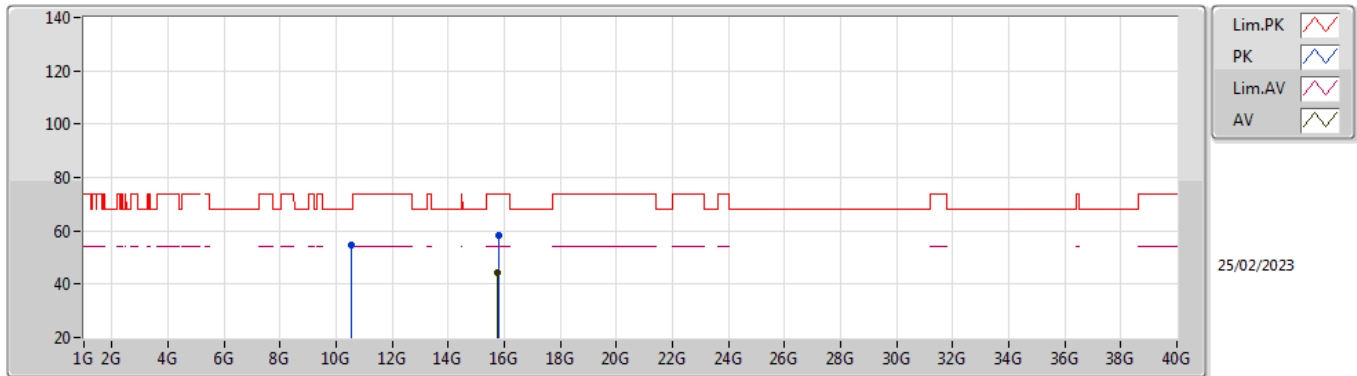


EUT Z_2TX
 Setting 24
 03-C-R-5-10

Type	Freq (Hz)	Level (dBuV/m)	Limit (dBuV/m)	Margin (dB)	Raw (dBuV)	Dist (m)	Condition	Azimuth (°)	Height (m)	Comment	AF (dB)	CL (dB)	PA (dB)
PK	5.1196G	57.88	74.00	-16.12	52.00	3	Horizontal	309	2.72	-	34.04	6.72	34.88
AV	5.1136G	45.32	54.00	-8.68	39.46	3	Horizontal	309	2.72	-	34.03	6.71	34.88
PK	5.263G	110.95	Inf	-Inf	104.91	3	Horizontal	309	2.72	-	34.08	6.83	34.87
AV	5.2666G	97.10	Inf	-Inf	91.04	3	Horizontal	309	2.72	-	34.10	6.83	34.87
PK	5.4082G	59.38	74.00	-14.62	52.91	3	Horizontal	309	2.72	-	34.43	6.91	34.87
AV	5.3956G	46.15	54.00	-7.85	39.71	3	Horizontal	309	2.72	-	34.41	6.90	34.87

5.25-5.35GHz_802.11be EHT20-BF_Nss1,(MCS0)_2TX

5260MHz_TX

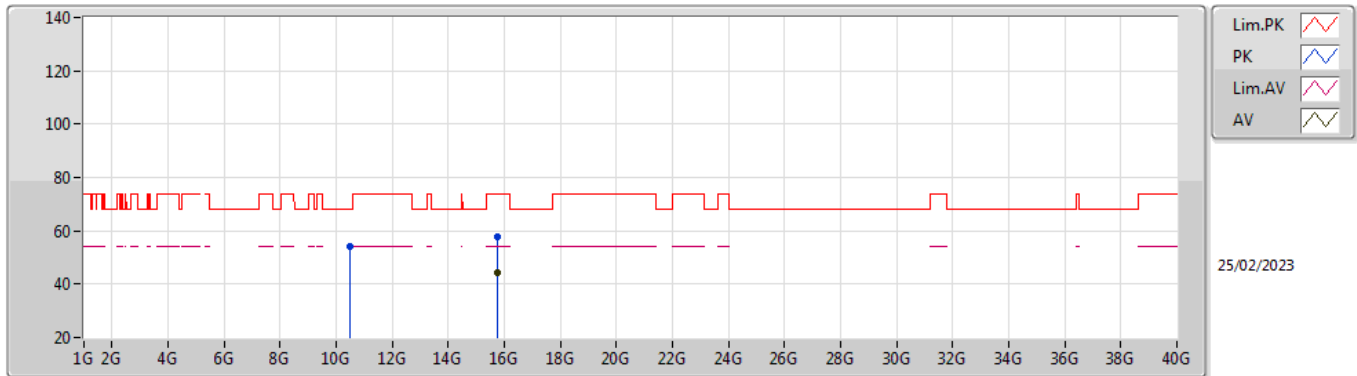


EUT_Z_2TX
Setting 24
03-C-R-5

Type	Freq (Hz)	Level (dBuV/m)	Limit (dBuV/m)	Margin (dB)	Raw (dBuV)	Dist (m)	Condition	Azimuth (°)	Height (m)	Comment	AF (dB)	CL (dB)	PA (dB)
PK	10.52136G	54.67	68.20	-13.53	47.40	3	Vertical	290	1.37	-	38.02	12.29	43.04
PK	15.7828G	58.06	74.00	-15.94	46.26	3	Vertical	72	1.39	-	37.60	16.48	42.28
AV	15.773G	44.51	54.00	-9.49	32.67	3	Vertical	72	1.39	-	37.66	16.47	42.29

5.25-5.35GHz_802.11be EHT20-BF_Nss1,(MCS0)_2TX

5260MHz_TX

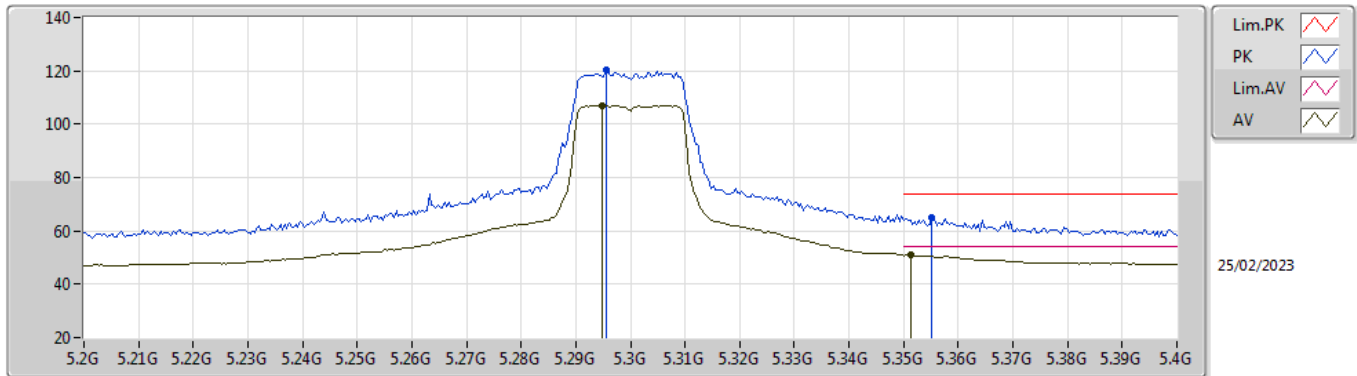


EUT_Z_2TX
 Setting 24
 03-C-R-5

Type	Freq (Hz)	Level (dBuV/m)	Limit (dBuV/m)	Margin (dB)	Raw (dBuV)	Dist (m)	Condition	Azimuth (°)	Height (m)	Comment	AF (dB)	CL (dB)	PA (dB)
PK	10.516G	54.14	68.20	-14.06	46.88	3	Horizontal	278	2.21	-	38.02	12.28	43.04
PK	15.77048G	57.92	74.00	-16.08	46.07	3	Horizontal	34	1.16	-	37.68	16.47	42.30
AV	15.77284G	44.42	54.00	-9.58	32.58	3	Horizontal	34	1.16	-	37.66	16.47	42.29

5.25-5.35GHz_802.11be EHT20-BF_Nss1,(MCS0)_2TX

5300MHz_TX

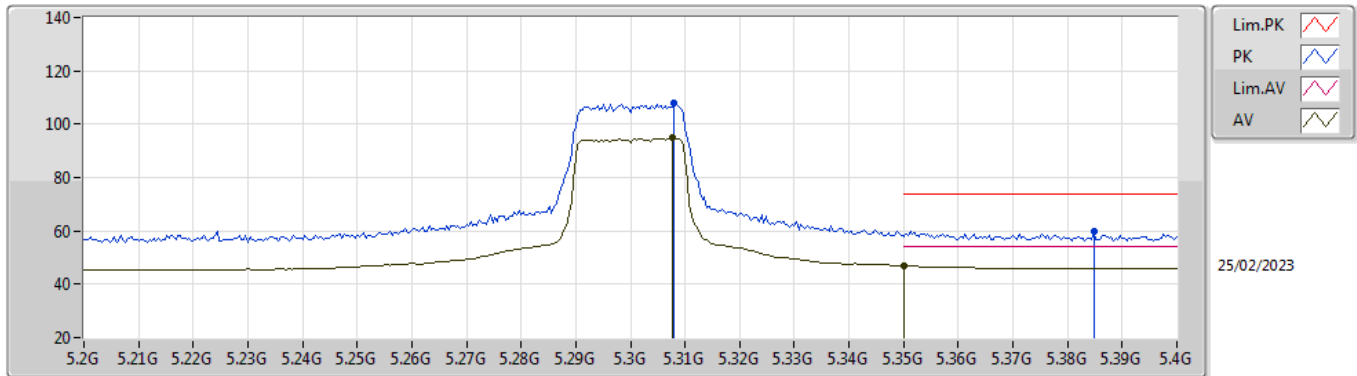


EUT_Z_2TX
 Setting 23
 03-C-J-8-10

Type	Freq (Hz)	Level (dBuV/m)	Limit (dBuV/m)	Margin (dB)	Raw (dBuV)	Dist (m)	Condition	Azimuth (°)	Height (m)	Comment	AF (dB)	CL (dB)	PA (dB)
PK	5.2956G	120.56	Inf	-Inf	114.09	3	Vertical	360	1.10	-	34.49	6.85	34.87
AV	5.2948G	107.12	Inf	-Inf	100.65	3	Vertical	360	1.10	-	34.49	6.85	34.87
PK	5.3552G	64.93	74.00	-9.07	58.41	3	Vertical	360	1.10	-	34.51	6.88	34.87
AV	5.3512G	50.89	54.00	-3.11	44.38	3	Vertical	360	1.10	-	34.50	6.88	34.87

5.25-5.35GHz_802.11be EHT20-BF_Nss1,(MCS0)_2TX

5300MHz_TX

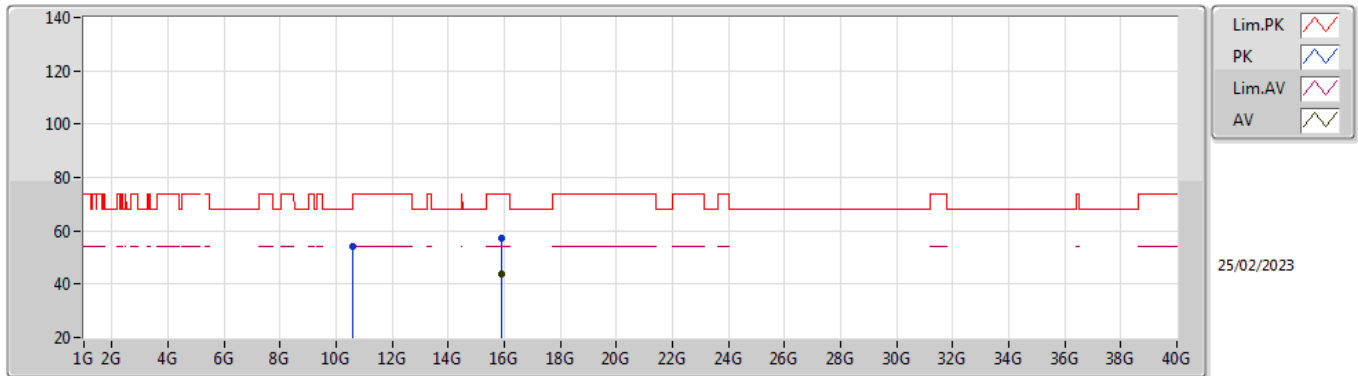


EUT_Z_2TX
 Setting 23
 03-C-R-5-10

Type	Freq (Hz)	Level (dBuV/m)	Limit (dBuV/m)	Margin (dB)	Raw (dBuV)	Dist (m)	Condition	Azimuth (°)	Height (m)	Comment	AF (dB)	CL (dB)	PA (dB)
PK	5.308G	107.86	Inf	-Inf	101.55	3	Horizontal	232	2.01	-	34.33	6.85	34.87
AV	5.3076G	94.76	Inf	-Inf	88.45	3	Horizontal	232	2.01	-	34.33	6.85	34.87
PK	5.3848G	59.70	74.00	-14.30	53.25	3	Horizontal	232	2.01	-	34.43	6.89	34.87
AV	5.35G	47.00	54.00	-7.00	40.49	3	Horizontal	232	2.01	-	34.50	6.88	34.87

5.25-5.35GHz_802.11be EHT20-BF_Nss1,(MCS0)_2TX

5300MHz_TX

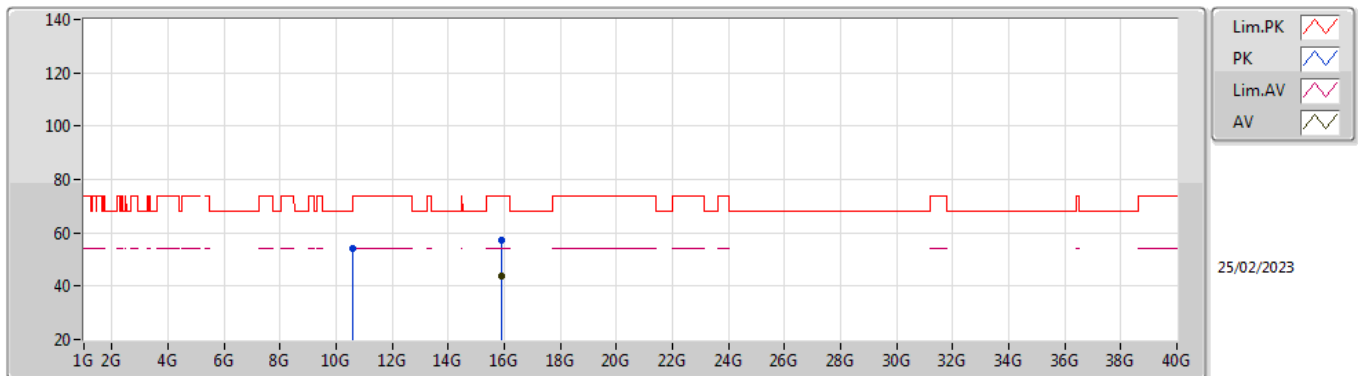


EUT_Z_2TX
 Setting 23
 03-C-R-5

Type	Freq (Hz)	Level (dBuV/m)	Limit (dBuV/m)	Margin (dB)	Raw (dBuV)	Dist (m)	Condition	Azimuth (°)	Height (m)	Comment	AF (dB)	CL (dB)	PA (dB)
PK	10.59144G	54.35	68.20	-13.85	46.98	3	Vertical	121	2.67	-	38.09	12.33	43.05
PK	15.9008G	57.42	74.00	-16.58	45.37	3	Vertical	305	2.28	-	37.60	16.60	42.15
AV	15.9058G	43.94	54.00	-10.06	31.88	3	Vertical	305	2.28	-	37.59	16.61	42.14

5.25-5.35GHz_802.11be EHT20-BF_Nss1,(MCS0)_2TX

5300MHz_TX

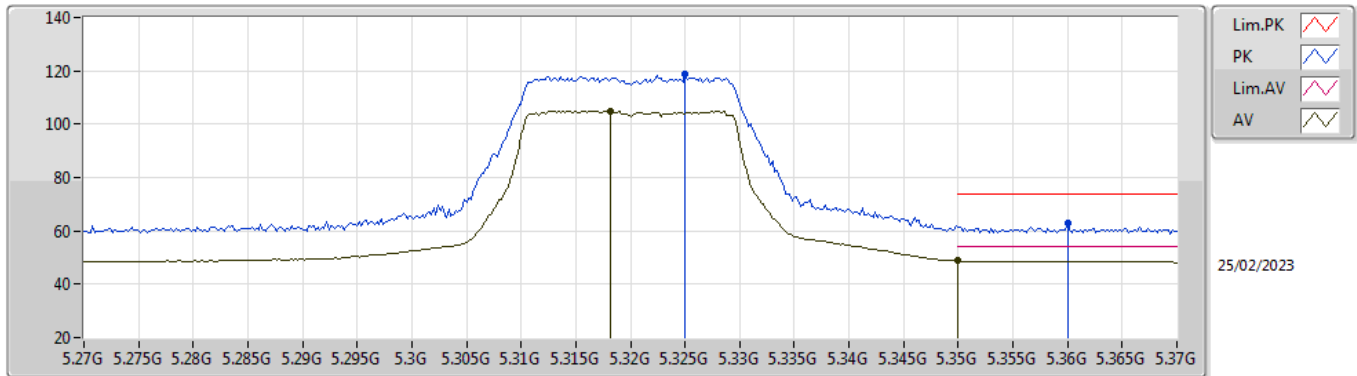


EUT_Z_2TX
Setting 23
03-C-R-5

Type	Freq (Hz)	Level (dBuV/m)	Limit (dBuV/m)	Margin (dB)	Raw (dBuV)	Dist (m)	Condition	Azimuth (°)	Height (m)	Comment	AF (dB)	CL (dB)	PA (dB)
PK	10.59012G	54.22	68.20	-13.98	46.86	3	Horizontal	106	1.23	-	38.09	12.32	43.05
PK	15.89772G	57.26	74.00	-16.74	45.21	3	Horizontal	4	1.98	-	37.60	16.60	42.15
AV	15.90896G	43.96	54.00	-10.04	31.90	3	Horizontal	4	1.98	-	37.59	16.61	42.14

5.25-5.35GHz_802.11be EHT20-BF_Nss1,(MCS0)_2TX

5320MHz_TX

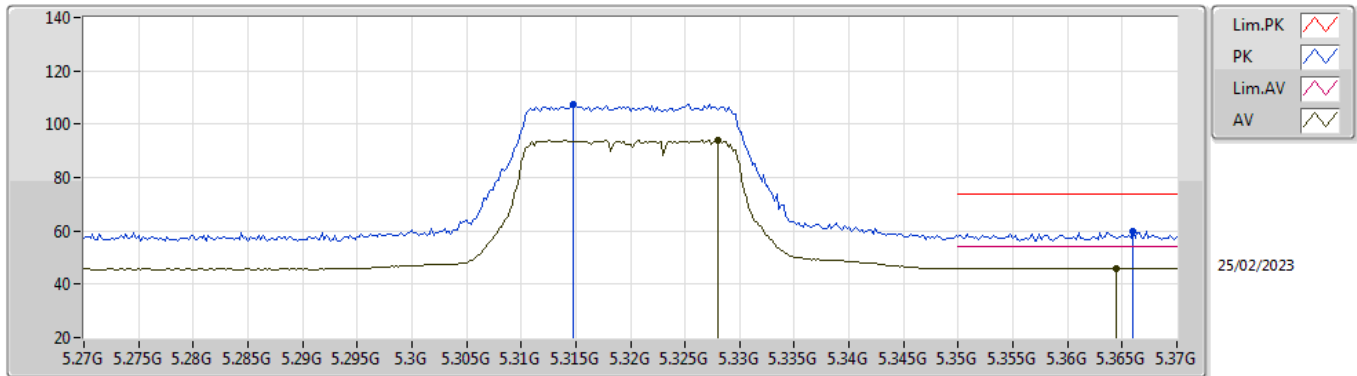


EUT_Z_2TX
 Setting 21
 03-C-J-8-10

Type	Freq (Hz)	Level (dBuV/m)	Limit (dBuV/m)	Margin (dB)	Raw (dBuV)	Dist (m)	Condition	Azimuth (°)	Height (m)	Comment	AF (dB)	CL (dB)	PA (dB)
PK	5.325G	118.59	Inf	-Inf	112.10	3	Vertical	193	1.54	-	34.50	6.86	34.87
AV	5.3182G	104.95	Inf	-Inf	98.46	3	Vertical	193	1.54	-	34.50	6.86	34.87
PK	5.36G	62.93	74.00	-11.07	56.40	3	Vertical	193	1.54	-	34.52	6.88	34.87
AV	5.35G	48.72	54.00	-5.28	42.21	3	Vertical	193	1.54	-	34.50	6.88	34.87

5.25-5.35GHz_802.11be EHT20-BF_Nss1,(MCS0)_2TX

5320MHz_TX

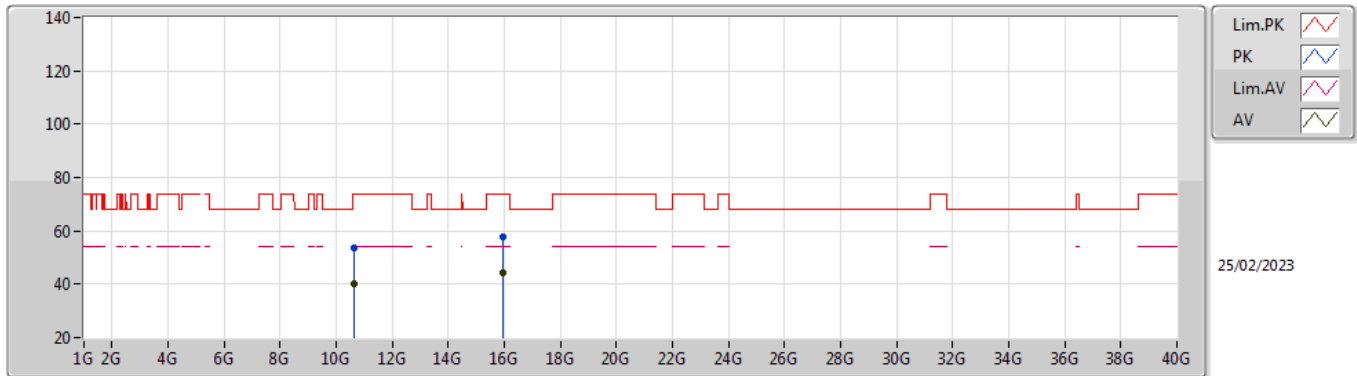


EUT_Z_2TX
Setting 21
03-C-R-5-10

Type	Freq (Hz)	Level (dBuV/m)	Limit (dBuV/m)	Margin (dB)	Raw (dBuV)	Dist (m)	Condition	Azimuth (°)	Height (m)	Comment	AF (dB)	CL (dB)	PA (dB)
PK	5.3148G	107.37	Inf	-Inf	101.02	3	Horizontal	303	2.68	-	34.36	6.86	34.87
AV	5.328G	93.94	Inf	-Inf	87.54	3	Horizontal	303	2.68	-	34.41	6.86	34.87
PK	5.366G	59.70	74.00	-14.30	53.22	3	Horizontal	303	2.68	-	34.47	6.88	34.87
AV	5.3644G	45.95	54.00	-8.05	39.47	3	Horizontal	303	2.68	-	34.47	6.88	34.87

5.25-5.35GHz_802.11be EHT20-BF_Nss1,(MCS0)_2TX

5320MHz_TX

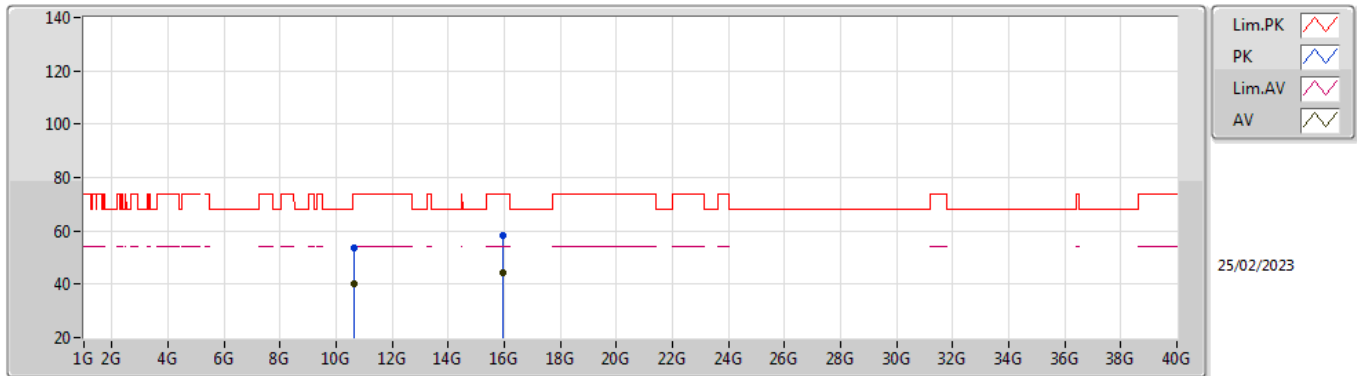


EUT_Z_2TX
Setting 21
03-C-R-5

Type	Freq (Hz)	Level (dBuV/m)	Limit (dBuV/m)	Margin (dB)	Raw (dBuV)	Dist (m)	Condition	Azimuth (°)	Height (m)	Comment	AF (dB)	CL (dB)	PA (dB)
PK	10.63216G	53.87	74.00	-20.13	46.48	3	Vertical	89	2.01	-	38.10	12.35	43.06
AV	10.64956G	40.43	54.00	-13.57	33.03	3	Vertical	89	2.01	-	38.10	12.36	43.06
PK	15.95576G	57.62	74.00	-16.38	45.50	3	Vertical	261	1.62	-	37.54	16.66	42.08
AV	15.96996G	44.11	54.00	-9.89	31.97	3	Vertical	261	1.62	-	37.53	16.67	42.06

5.25-5.35GHz_802.11be EHT20-BF_Nss1,(MCS0)_2TX

5320MHz_TX

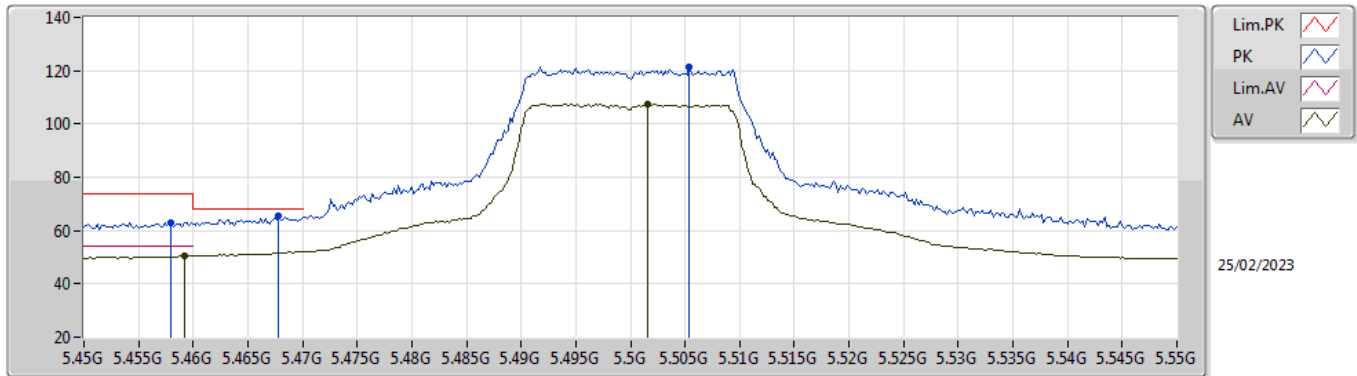


EUT_Z_2TX
Setting 21
03-C-R-5

Type	Freq (Hz)	Level (dBuV/m)	Limit (dBuV/m)	Margin (dB)	Raw (dBuV)	Dist (m)	Condition	Azimuth (°)	Height (m)	Comment	AF (dB)	CL (dB)	PA (dB)
PK	10.63684G	53.82	74.00	-20.18	46.43	3	Horizontal	36	1.42	-	38.10	12.35	43.06
AV	10.64948G	40.39	54.00	-13.61	32.99	3	Horizontal	36	1.42	-	38.10	12.36	43.06
PK	15.96744G	58.10	74.00	-15.90	45.97	3	Horizontal	117	2.72	-	37.53	16.67	42.07
AV	15.96988G	44.07	54.00	-9.93	31.93	3	Horizontal	117	2.72	-	37.53	16.67	42.06

5.47-5.725GHz_802.11be EHT20-BF_Nss1,(MCS0)_2TX

5500MHz_TX

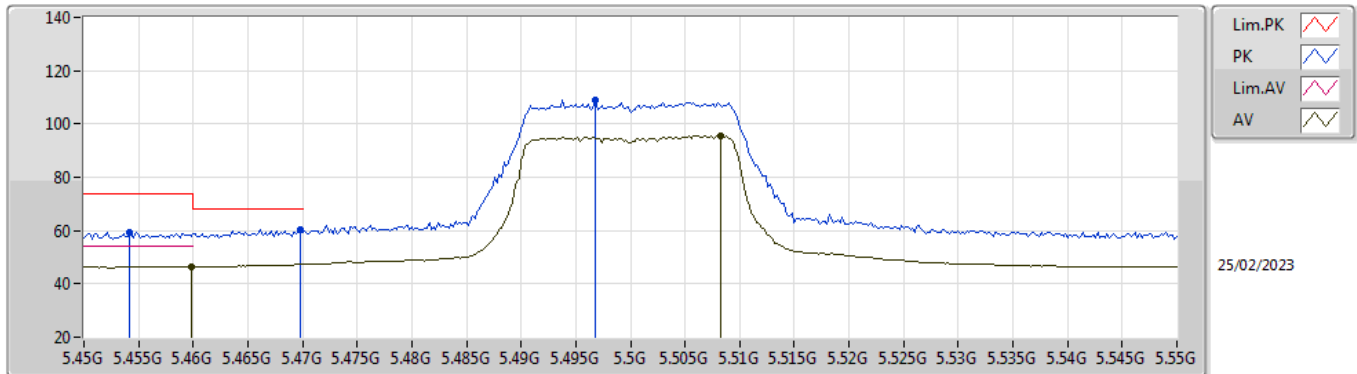


EUT_Z_2TX
 Setting 22
 03-C-J-8-10

Type	Freq (Hz)	Level (dBuV/m)	Limit (dBuV/m)	Margin (dB)	Raw (dBuV)	Dist (m)	Condition	Azimuth (°)	Height (m)	Comment	AF (dB)	CL (dB)	PA (dB)
PK	5.458G	63.14	74.00	-10.86	56.52	3	Vertical	352	2.07	-	34.52	6.96	34.86
AV	5.4592G	50.35	54.00	-3.65	43.73	3	Vertical	352	2.07	-	34.52	6.96	34.86
PK	5.4678G	65.37	68.20	-2.83	58.72	3	Vertical	352	2.07	-	34.54	6.97	34.86
PK	5.5054G	121.58	Inf	-Inf	114.83	3	Vertical	352	2.07	-	34.60	7.01	34.86
AV	5.5016G	107.52	Inf	-Inf	100.78	3	Vertical	352	2.07	-	34.60	7.00	34.86

5.47-5.725GHz_802.11be EHT20-BF_Nss1,(MCS0)_2TX

5500MHz_TX

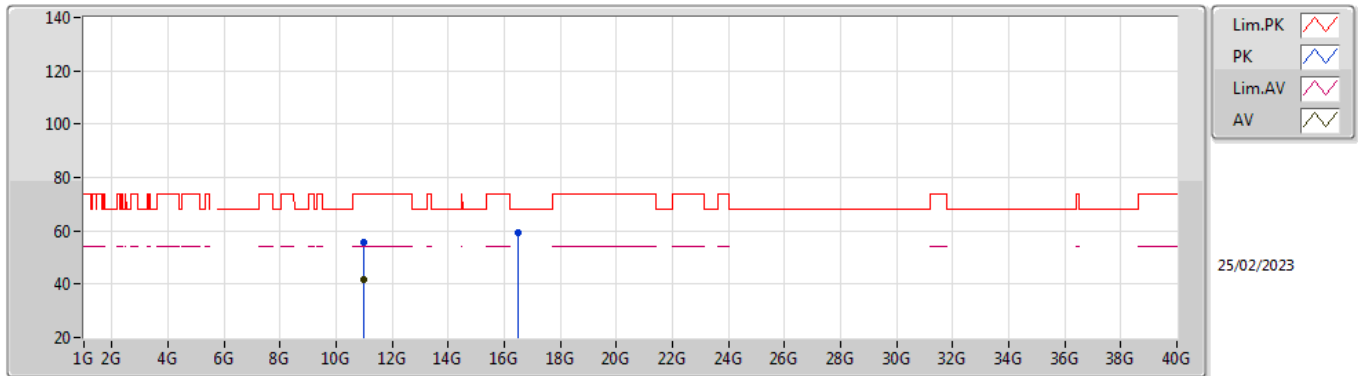


EUT_Z_2TX
 Setting 22
 03-C-R-5-10

Type	Freq (Hz)	Level (dBuV/m)	Limit (dBuV/m)	Margin (dB)	Raw (dBuV)	Dist (m)	Condition	Azimuth (°)	Height (m)	Comment	AF (dB)	CL (dB)	PA (dB)
PK	5.4542G	59.32	74.00	-14.68	52.63	3	Horizontal	144	1.80	-	34.60	6.95	34.86
AV	5.4598G	46.40	54.00	-7.60	39.70	3	Horizontal	144	1.80	-	34.60	6.96	34.86
PK	5.4698G	60.39	68.20	-7.81	53.68	3	Horizontal	144	1.80	-	34.60	6.97	34.86
PK	5.4968G	108.84	Inf	-Inf	102.10	3	Horizontal	144	1.80	-	34.60	7.00	34.86
AV	5.5082G	95.52	Inf	-Inf	88.77	3	Horizontal	144	1.80	-	34.60	7.01	34.86

5.47-5.725GHz_802.11be EHT20-BF_Nss1,(MCS0)_2TX

5500MHz_TX

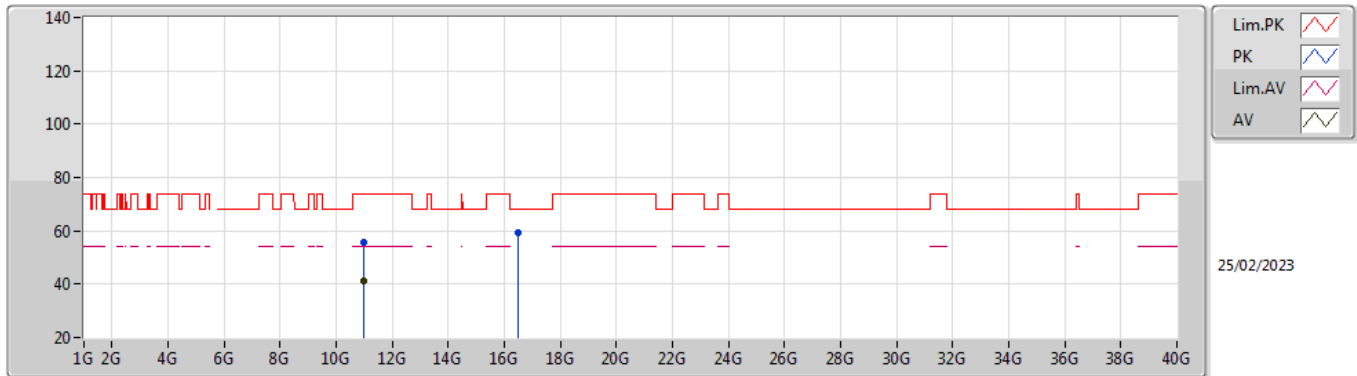


EUT_Z_2TX
 Setting 22
 03-C-R-5

Type	Freq (Hz)	Level (dBuV/m)	Limit (dBuV/m)	Margin (dB)	Raw (dBuV)	Dist (m)	Condition	Azimuth (°)	Height (m)	Comment	AF (dB)	CL (dB)	PA (dB)
PK	10.99172G	55.53	74.00	-18.47	47.79	3	Vertical	178	1.49	-	38.29	12.55	43.10
AV	10.993G	41.47	54.00	-12.53	33.73	3	Vertical	178	1.49	-	38.29	12.55	43.10
PK	16.50956G	59.37	68.20	-8.83	46.02	3	Vertical	203	1.57	-	37.95	17.01	41.61

5.47-5.725GHz_802.11be EHT20-BF_Nss1,(MCS0)_2TX

5500MHz_TX

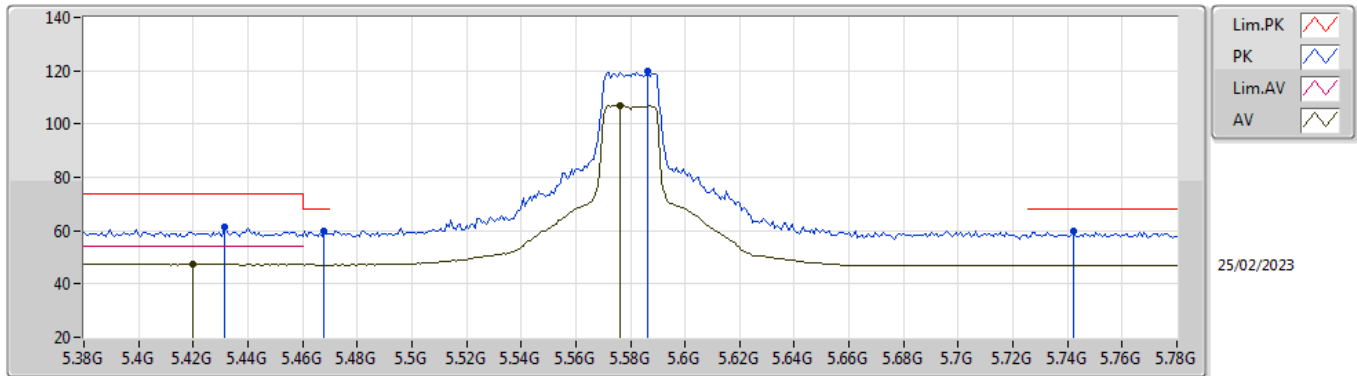


EUT_Z_2TX
 Setting 22
 03-C-R-5

Type	Freq (Hz)	Level (dBuV/m)	Limit (dBuV/m)	Margin (dB)	Raw (dBuV)	Dist (m)	Condition	Azimuth (°)	Height (m)	Comment	AF (dB)	CL (dB)	PA (dB)
PK	11.00216G	55.44	74.00	-18.56	47.69	3	Horizontal	119	1.22	-	38.30	12.55	43.10
AV	10.9936G	41.43	54.00	-12.57	33.69	3	Horizontal	119	1.22	-	38.29	12.55	43.10
PK	16.50372G	59.33	68.20	-8.87	46.01	3	Horizontal	237	2.84	-	37.92	17.00	41.60

5.47-5.725GHz_802.11be EHT20-BF_Nss1,(MCS0)_2TX

5580MHz_TX

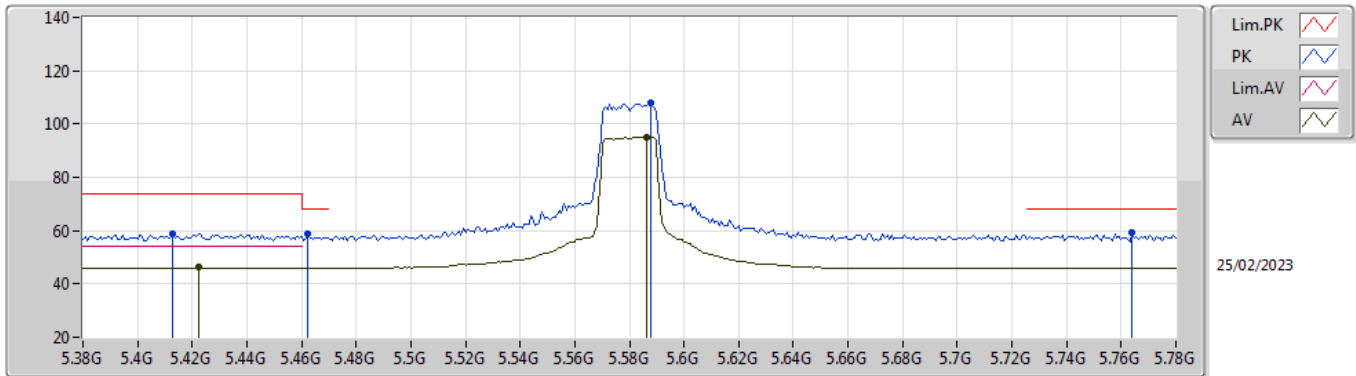


EUT Z_2TX
Setting 25
03-C-J-8-10

Type	Freq (Hz)	Level (dBuV/m)	Limit (dBuV/m)	Margin (dB)	Raw (dBuV)	Dist (m)	Condition	Azimuth (°)	Height (m)	Comment	AF (dB)	CL (dB)	PA (dB)
PK	5.4312G	61.54	74.00	-12.46	54.93	3	Vertical	350	1.80	-	34.54	6.93	34.86
AV	5.42G	47.67	54.00	-6.33	41.05	3	Vertical	350	1.80	-	34.56	6.92	34.86
PK	5.468G	60.03	68.20	-8.17	53.38	3	Vertical	350	1.80	-	34.54	6.97	34.86
PK	5.5864G	119.60	Inf	-Inf	112.79	3	Vertical	350	1.80	-	34.60	7.09	34.88
AV	5.576G	107.05	Inf	-Inf	100.25	3	Vertical	350	1.80	-	34.60	7.08	34.88
PK	5.7424G	59.71	68.20	-8.49	53.23	3	Vertical	350	1.80	-	34.22	7.17	34.91

5.47-5.725GHz_802.11be EHT20-BF_Nss1,(MCS0)_2TX

5580MHz_TX

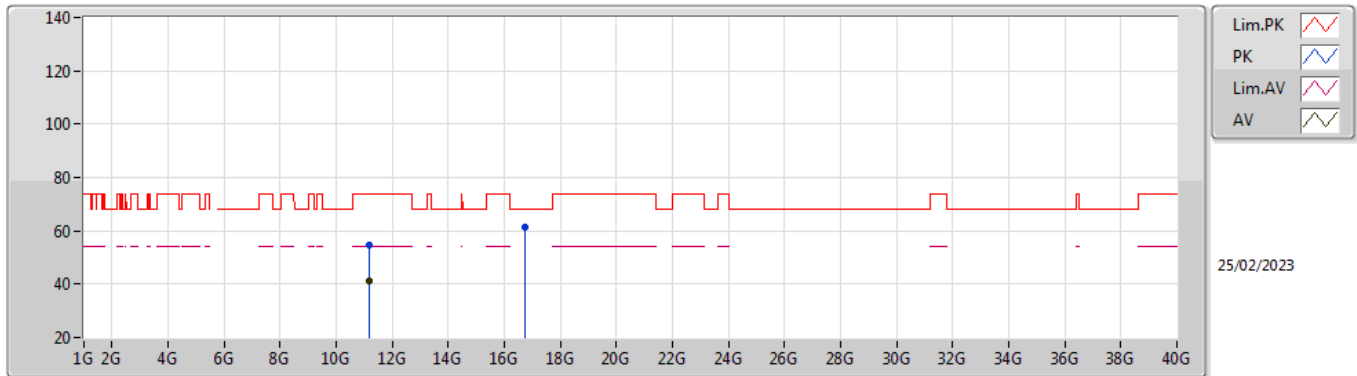


EUT_Z_2TX
 Setting 25
 03-C-R-5-10

Type	Freq (Hz)	Level (dBuV/m)	Limit (dBuV/m)	Margin (dB)	Raw (dBuV)	Dist (m)	Condition	Azimuth (°)	Height (m)	Comment	AF (dB)	CL (dB)	PA (dB)
PK	5.4128G	58.96	74.00	-15.04	52.47	3	Horizontal	142	1.80	-	34.45	6.91	34.87
AV	5.4224G	46.13	54.00	-7.87	39.58	3	Horizontal	142	1.80	-	34.49	6.92	34.86
PK	5.4624G	59.02	68.20	-9.18	52.32	3	Horizontal	142	1.80	-	34.60	6.96	34.86
PK	5.588G	107.86	Inf	-Inf	101.20	3	Horizontal	142	1.80	-	34.45	7.09	34.88
AV	5.5864G	95.25	Inf	-Inf	88.59	3	Horizontal	142	1.80	-	34.45	7.09	34.88
PK	5.764G	59.11	68.20	-9.09	52.62	3	Horizontal	142	1.80	-	34.23	7.18	34.92

5.47-5.725GHz_802.11be EHT20-BF_Nss1,(MCS0)_2TX

5580MHz_TX

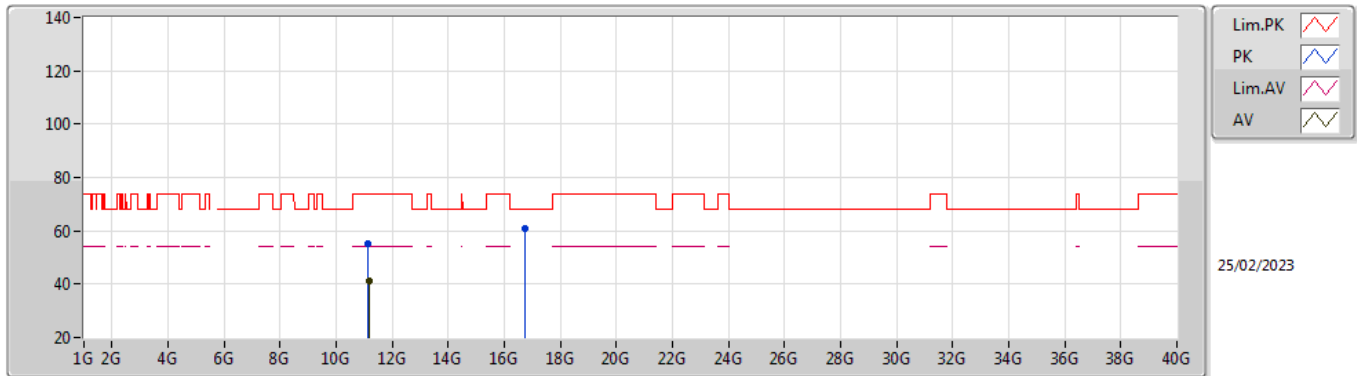


EUT_Z_2TX
 Setting 25
 03-C-R-5

Type	Freq (Hz)	Level (dBuV/m)	Limit (dBuV/m)	Margin (dB)	Raw (dBuV)	Dist (m)	Condition	Azimuth (°)	Height (m)	Comment	AF (dB)	CL (dB)	PA (dB)
PK	11.16552G	54.90	74.00	-19.10	46.90	3	Vertical	300	2.13	-	38.53	12.64	43.17
AV	11.16712G	41.37	54.00	-12.63	33.37	3	Vertical	300	2.13	-	38.53	12.64	43.17
PK	16.74548G	61.26	68.20	-6.94	47.01	3	Vertical	61	1.52	-	38.94	17.15	41.84

5.47-5.725GHz_802.11be EHT20-BF_Nss1,(MCS0)_2TX

5580MHz_TX

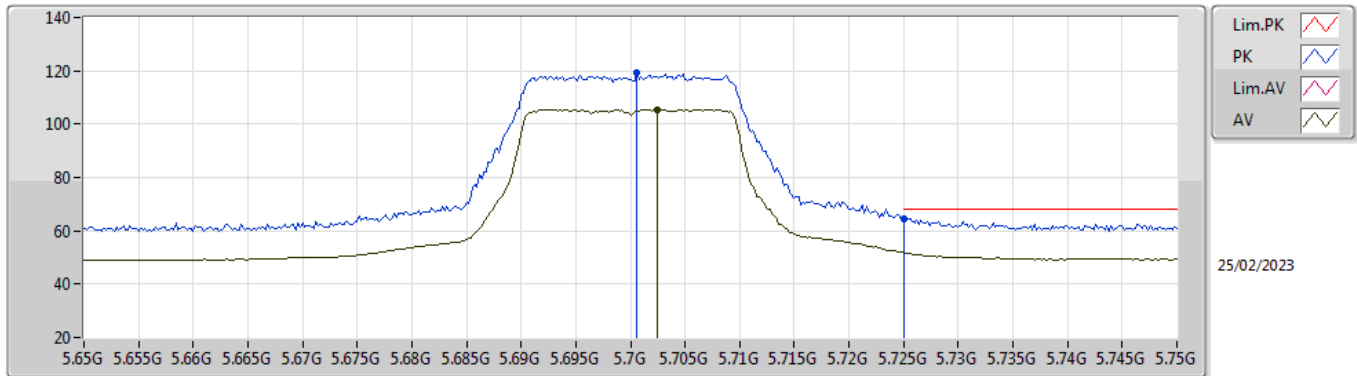


EUT_Z_2TX
 Setting 25
 03-C-R-5

Type	Freq (Hz)	Level (dBuV/m)	Limit (dBuV/m)	Margin (dB)	Raw (dBuV)	Dist (m)	Condition	Azimuth (°)	Height (m)	Comment	AF (dB)	CL (dB)	PA (dB)
PK	11.1546G	54.93	74.00	-19.07	46.94	3	Horizontal	61	1.33	-	38.51	12.64	43.16
AV	11.16368G	41.31	54.00	-12.69	33.31	3	Horizontal	61	1.33	-	38.53	12.64	43.17
PK	16.74972G	60.94	68.20	-7.26	46.68	3	Horizontal	274	2.60	-	38.95	17.15	41.84

5.47-5.725GHz_802.11be EHT20-BF_Nss1,(MCS0)_2TX

5700MHz_TX



EUT_Z_2TX
 Setting 20
 03-C-J-8-10

Type	Freq (Hz)	Level (dBuV/m)	Limit (dBuV/m)	Margin (dB)	Raw (dBuV)	Dist (m)	Condition	Azimuth (°)	Height (m)	Comment	AF (dB)	CL (dB)	PA (dB)
PK	5.7006G	119.09	Inf	-Inf	112.54	3	Vertical	200	1.58	-	34.30	7.15	34.90
AV	5.7024G	105.53	Inf	-Inf	98.98	3	Vertical	200	1.58	-	34.30	7.15	34.90
PK	5.725G	64.70	68.20	-3.50	58.20	3	Vertical	200	1.58	-	34.25	7.16	34.91