



RADIO TEST REPORT

FCC ID : 2AYRA-08438
Equipment : Linksys Velop Pro 7
Brand Name : LINKSYS
Model Name : MBE7000, MBE70EC, MBE70WH, MBE70MS,
SPNMBE70, MBE70
Applicant : Linksys USA, Inc.
121 Theory, Irvine, CA. 92617, USA
Standard : 47 CFR FCC Part 15.407

The product was received on Dec. 01, 2022, and testing was started from Dec. 14, 2022 and completed on Jun. 02, 2023. We, Sporton International Inc. Hsinchu Laboratory, would like to declare that the tested sample has been evaluated in accordance with the procedures given in ANSI C63.10-2013 and shown compliance with the applicable technical standards.

The test results in this report apply exclusively to the tested model / sample. Without written approval of Sporton International Inc. Hsinchu Laboratory, the test report shall not be reproduced except in full.

Approved by: Sam Chen

Sporton International Inc. Hsinchu Laboratory

No.8, Ln. 724, Bo'ai St., Zhubei City, Hsinchu County 302010, Taiwan (R.O.C.)



Table of Contents

History of this test report.....3

Summary of Test Result.....4

1 General Description5

1.1 Information.....5

1.2 Applicable Standards10

1.3 Testing Location Information10

1.4 Measurement Uncertainty11

2 Test Configuration of EUT12

2.1 Test Channel Mode12

2.2 The Worst Case Measurement Configuration14

2.3 EUT Operation during Test16

2.4 Accessories17

2.5 Support Equipment.....17

2.6 Test Setup Diagram19

3 Transmitter Test Result22

3.1 AC Power-line Conducted Emissions22

3.2 Emission Bandwidth24

3.3 Maximum Equivalent Isotropically Radiated Power (E.I.R.P.)25

3.4 Peak Power Spectral Density (E.I.R.P.)28

3.5 Unwanted Emissions.....32

3.6 Contention Based Protocol.....37

4 Test Equipment and Calibration Data38

Appendix A. Test Results of AC Power-line Conducted Emissions

Appendix B. Test Results of Emission Bandwidth

Appendix C. Test Results of Maximum Equivalent Isotropically Radiated Power (E.I.R.P.)

Appendix D. Test Results of Peak Power Spectral Density (E.I.R.P.)

Appendix E. Test Results of Unwanted Emissions

Appendix F. Test Results of Contention-Based Protocol

Appendix G. Test Photos

Photographs of EUT v01



Summary of Test Result

Report Clause	Ref Std. Clause	Test Items	Result (PASS/FAIL)	Remark
1.1.2	15.203	Antenna Requirement	PASS	-
3.1	15.207	AC Power-line Conducted Emissions	PASS	-
3.2	15.407(a)	Emission Bandwidth	PASS	-
3.3	15.407(a)	Maximum Equivalent Isotropically Radiated Power (E.I.R.P.)	PASS	-
3.4	15.407(a)	Peak Power Spectral Density (E.I.R.P.)	PASS	-
3.5	15.407(b)	Unwanted Emissions	PASS	-
3.6	15.407(d)	Contention-Based Protocol	PASS	-

Conformity Assessment Condition:

1. The test results (PASS/FAIL) with all measurement uncertainty excluded are presented against the regulation limits or in accordance with the requirements stipulated by the applicant/manufacture who shall bear all the risks of non-compliance that may potentially occur if measurement uncertainty is taken into account.
2. The measurement uncertainty please refer to each test result in the chapter "Measurement Uncertainty".

Disclaimer:

The product specifications of the EUT presented in the test report that may affect the test assessments are declared by the manufacturer who shall take full responsibility for the authenticity.

Reviewed by: Sam Chen**Report Producer: Sandy Chuang**



1 General Description

1.1 Information

1.1.1 RF General Information

Frequency Range (MHz)	IEEE Std. 802.11	Ch. Frequency (MHz)	Channel Number
5925-7125	ax (HEW20), be (EHT20)	5955-7095	1-229 [58]
5925-7125	ax (HEW40), be (EHT40)	5965-7085	3-227 [29]
5925-7125	ax (HEW80), be (EHT80)	5985-7025	7-215 [14]
5925-7125	ax (HEW160), be (EHT160)	6025-6985	15-207 [7]
5925-7125	be (EHT320)	6105-6905	31-191 [6]

Band	Mode	BWch (MHz)	Nant
UNII 5-8	ax (HEW20)	20	2TX
UNII 5-8	ax (HEW20)-BF	20	2TX
UNII 5-8	be (EHT20)	20	2TX
UNII 5-8	be (EHT20)-BF	20	2TX
UNII 5-8	ax (HEW40)	40	2TX
UNII 5-8	ax (HEW40)-BF	40	2TX
UNII 5-8	be (EHT40)	40	2TX
UNII 5-8	be (EHT40)-BF	40	2TX
UNII 5-8	ax (HEW80)	80	2TX
UNII 5-8	ax (HEW80)-BF	80	2TX
UNII 5-8	be (EHT80)	80	2TX
UNII 5-8	be (EHT80)-BF	80	2TX
UNII 5-8	ax (HEW160)	160	2TX
UNII 5-8	ax (HEW160)-BF	160	2TX
UNII 5-8	be (EHT160)	160	2TX
UNII 5-8	be (EHT160)-BF	160	2TX
UNII 5-8	be (EHT320)	320	2TX
UNII 5-8	be (EHT320)-BF	320	2TX



Note:

- HEW20, HEW40, HEW80 and HEW160 use a combination of OFDMA-BPSK, QPSK, 16QAM, 64QAM, 256QAM, 1024QAM modulation.
- EHT20, EHT40, EHT80 and EHT160, EHT320 use a combination of OFDMA-BPSK, QPSK, 16QAM, 64QAM, 256QAM, 1024QAM, 4096QAM modulation.
- BWch is the nominal channel bandwidth.

1.1.2 Antenna Information

Ant.	Port				Brand	Model Name	Antenna Type	Connector	Gain (dBi)
	2.4GHz	5GHz	6GHz	Bluetooth Zigbee					
1	1	1	-	-	Galtronics	02102140-07691-1	PCB Antenna	I-PEX	Note1
2	2	2	-	-	Galtronics	02102140-07691-2	PCB Antenna	I-PEX	
3	-	-	2	-	Galtronics	02102475-07691-2	PCB Antenna	I-PEX	
4	-	-	1	-	Galtronics	02102475-07691-1	PCB Antenna	I-PEX	
5	-	-	-	1	Galtronics	02102073-07691-2	PCB Antenna	I-PEX	

Note1:

Ant.	Antenna Gain (dBi)									
	WLAN 2.4GHz	WLAN 5GHz UNII 1	WLAN 5GHz UNII 2A	WLAN 5GHz UNII 2C	WLAN 5GHz UNII 3	WLAN 6GHz UNII 5	WLAN 6GHz UNII 6	WLAN 6GHz UNII 7	WLAN 6GHz UNII 8	Bluetooth Zigbee
1	2.626	3.600	3.535	3.323	3.333	-	-	-	-	-
2	2.626	3.600	3.535	3.323	3.333	-	-	-	-	-
3	-	-	-	-	-	3.076	3.246	3.429	3.429	-
4	-	-	-	-	-	3.076	3.246	3.429	3.429	-
5	-	-	-	-	-	-	-	-	-	1.095

Note2: The above information was declared by manufacturer.

<For 2.4GHz function>

For IEEE 802.11b/g/n/VHT/ax (2TX/2RX):

Port 1 and Port 2 can be used as transmitting/receiving antenna.

Port 1 and Port 2 could transmit/receive simultaneously.

<For 5GHz function>

For IEEE 802.11a/n/ac/ax/be (2TX/2RX):

Port 1 and Port 2 can be used as transmitting/receiving antenna.

Port 1 and Port 2 could transmit/receive simultaneously.



<For 6GHz function>

For IEEE 802.11ax/be (2TX/2RX):

Port 1 and Port 2 can be used as transmitting/receiving antenna.

Port 1 and Port 2 could transmit/receive simultaneously.

<For Bluetooth/Zigbee function> (1TX/1RX):

Only Port 1 can be used as transmitting/receiving antenna.

Port 1 could transmit/receive simultaneously.

Note 3: Directional gain information

Type	Maximum Output Power	Power Spectral Density
Non-BF	Directional gain = Max.gain + array gain. For power measurements on IEEE 802.11 devices Array Gain = 0 dB (i.e., no array gain) for N ANT ≤ 4	$Directional\ IGain = 10 \cdot \log \left[\frac{\sum_{j=1}^{N_{SS}} \left\{ \sum_{k=1}^{N_{ANT}} \xi_{j,k} \right\}^2}{N_{ANT}} \right]$
BF	$Directional\ IGain = 10 \cdot \log \left[\frac{\sum_{j=1}^{N_{SS}} \left\{ \sum_{k=1}^{N_{ANT}} \xi_{j,k} \right\}^2}{N_{ANT}} \right]$	$Directional\ IGain = 10 \cdot \log \left[\frac{\sum_{j=1}^{N_{SS}} \left\{ \sum_{k=1}^{N_{ANT}} \xi_{j,k} \right\}^2}{N_{ANT}} \right]$

Ex.

Directional Gain (NSS1) formula :

$$Directional\ IGain = 10 \cdot \log \left[\frac{\sum_{j=1}^{N_{SS}} \left\{ \sum_{k=1}^{N_{ANT}} \xi_{j,k} \right\}^2}{N_{ANT}} \right]$$

$$NSS1(g1,1) = 10^{G1/20} ; NSS1(g1,2) = 10^{G2/20};$$

$$g_{j,k} = (NSS1(g1,1) + NSS1(g1,2))^2$$

$$DG = 10 \log[(NSS1(g1,1) + NSS1(g1,2))^2 / N_{ANT}] => 10 \log[(10^{G1/20} + 10^{G2/20})^2 / N_{ANT}]$$

Where ;

$$2.4G\ G1 = 2.626\ dBi ; 2.4G\ G2 = 2.626\ dBi ; DG = 5.636\ dBi$$

$$5G\ UNII-1\ G1 = 3.6\ dBi ; 5G\ UNII-1\ G2 = 3.6\ dBi ; DG = 6.610\ dBi$$

$$5G\ UNII-2A\ G1 = 3.535\ dBi ; 5G\ UNII-2A\ G2 = 3.535\ dBi ; DG = 6.545\ dBi$$

$$5G\ UNII-2C\ G1 = 3.323\ dBi ; 5G\ UNII-2C\ G2 = 3.323\ dBi ; DG = 6.333\ dBi$$

$$5G\ UNII-3\ G1 = 3.33\ dBi ; 5G\ UNII-3\ G2 = 3.33\ dBi ; DG = 6.343\ dBi$$

$$6G\ UNII-5\ G1 = 3.076\ dBi ; 6G\ UNII-5\ G2 = 3.076\ dBi ; DG = 6.086\ dBi$$

$$6G\ UNII-6\ G1 = 3.246\ dBi ; 6G\ UNII-6\ G2 = 3.246\ dBi ; DG = 6.256\ dBi$$

$$6G\ UNII-7\ G1 = 3.429\ dBi ; 6G\ UNII-7\ G2 = 3.429\ dBi ; DG = 6.439\ dBi$$

$$6G\ UNII-8\ G1 = 3.429\ dBi ; 6G\ UNII-7\ G2 = 3.429\ dBi ; DG = 6.439\ dBi$$



1.1.3 Mode Test Duty Cycle

Mode	DC	DCF(dB)	T(s)	VBW(Hz) ≥ 1/T
802.11be EHT20-BF	0.967	0.15	3.713m	300
802.11be EHT40-BF	0.962	0.17	3.713m	300
802.11be EHT80-BF	0.969	0.14	3.898m	300
802.11be EHT160-BF	0.975	0.11	3.985m	300
802.11be EHT320-BF	0.963	0.16	3.955m	300

Note:

- ◆ DC is Duty Cycle.
- ◆ DCF is Duty Cycle Factor.

1.1.4 EUT Operational Condition

EUT Power Type	From Power Adapter			
Beamforming Function	<input checked="" type="checkbox"/>	With beamforming	<input type="checkbox"/>	Without beamforming
	The product has beamforming function for n/VHT/ax in 2.4GHz, n/ac/ax/be in 5GHz UNII 1~UNII 3 and ax/be in 6GHz UNII 5~UNII 8.			
Device Type	<input checked="" type="checkbox"/>	Indoor Access Point	<input type="checkbox"/>	Subordinate
	<input type="checkbox"/>	Indoor Client	<input type="checkbox"/>	Standard Power Access Point
	<input type="checkbox"/>	Dual Client	<input type="checkbox"/>	Standard Client
	<input type="checkbox"/>	Fixed Client		
Channel Puncturing Function	<input type="checkbox"/>	Supported	<input checked="" type="checkbox"/>	Unsupported
Support RU	<input checked="" type="checkbox"/>	Full RU	<input type="checkbox"/>	Partial RU
Test Software Version	Access Manual Tool 3.2.1.1			
Software / Firmware Version for CBP	1.0.3.212744			

Note: The above information was declared by manufacturer.



1.1.5 Table for Bluetooth/Zigbee Chipset Source Information

EUT	Source	Model Name	Chipset Supports NFC	EUT Supports NFC
1	Main	K32W061	V	X
2	Second	K32W041	X	X

Note: From the above, EUT 1 was selected as representative model for the test and its data was recorded in this report.

1.1.6 Table for Multiple Listing

The model names in the following table are all refer to the identical product.

Model Name	Description
MBE7000	All the models are identical, the difference model for difference model served as marketing strategy.
MBE70EC	
MBE70WH	
MBE70MS	
SPNMBE70	
MBE70	

Note 1: From the above models, model: MBE7000 was selected as representative model for the test and its data was recorded in this report.

Note 2: The above information was declared by manufacturer.



1.2 Applicable Standards

According to the specifications of the manufacturer, the EUT must comply with the requirements of the following standards:

- ◆ 47 CFR FCC Part 15.407
- ◆ ANSI C63.10-2013
- ◆ FCC KDB 789033 D02 v02r01

The following reference test guidance is not within the scope of accreditation of TAF.

- ◆ FCC KDB 987594 D02 v01r01
- ◆ FCC KDB 412172 D01 v01r01
- ◆ FCC KDB 414788 D01 v01r01

1.3 Testing Location Information

Testing Location Information	
Test Lab. : Sporton International Inc. Hsinchu Laboratory	
Hsinchu	ADD: No.8, Ln. 724, Bo'ai St., Zhubei City, Hsinchu County 302010, Taiwan (R.O.C.)
(TAF: 3787)	TEL: 886-3-656-9065 FAX: 886-3-656-9085
	Test site Designation No. TW3787 with FCC.
	Conformity Assessment Body Identifier (CABID) TW3787 with ISED.

Test Condition	Test Site No.	Test Engineer	Test Environment (°C / %)	Test Date
RF Conducted	TH03-CB	Owen Hsu	23.1-24.1 / 52-63	Dec. 14, 2022~ Mar. 06, 2023
Radiated (Above 1GHz and E.I.R.P. Power/PSD)	03CH01-CB	Roy Mai	20.9~22.6 / 63~67	Feb. 23, 2023~ Mar. 13, 2023
	03CH03-CB		21.7~22.7 / 61~63	
Radiated <Below 1GHz and Co-location>	03CH06-CB	Roy Mai	21.3~23.2 / 61~64	Feb. 23, 2023~ Mar. 13, 2023
AC Conduction	CO01-CB	Elvin Yeh	22~23 / 50~51	Feb. 23, 2023
RF Conducted (Contention-Based Protocol test)	DF02-CB	Caster Chang	22.9~23.8 / 61~62	Jun. 01, 2023~ Jun. 02, 2023



1.4 Measurement Uncertainty

ISO/IEC 17025 requires that an estimate of the measurement uncertainties associated with the emissions test results be included in the report. The measurement uncertainties given below are based on a 95% confidence level (based on a coverage factor (k=2)

Test Date: Before Jun. 01, 2023

Test Items	Uncertainty	Remark
Conducted Emission (150kHz ~ 30MHz)	3.4 dB	Confidence levels of 95%
Radiated Emission (9kHz ~ 30MHz)	3.4 dB	Confidence levels of 95%
Radiated Emission (30MHz ~ 1,000MHz)	5.6 dB	Confidence levels of 95%
Radiated Emission (1GHz ~ 18GHz)	5.2 dB	Confidence levels of 95%
Radiated Emission (18GHz ~ 40GHz)	4.7 dB	Confidence levels of 95%
Conducted Emission	3.2 dB	Confidence levels of 95%
Output Power Measurement	0.8 dB	Confidence levels of 95%
Power Density Measurement	3.2 dB	Confidence levels of 95%
Bandwidth Measurement	2.0 %	Confidence levels of 95%

Test Date: After May 31, 2023

Test Items	Uncertainty	Remark
Conducted Emission	3.1 dB	Confidence levels of 95%



2 Test Configuration of EUT

2.1 Test Channel Mode

Mode	Power Setting
802.11be EHT20-BF_Nss1,(MCS0)_2TX	-
5955MHz	14
6175MHz	14
6415MHz	15
6435MHz	14
6475MHz	16
6515MHz	15
6535MHz	14
6695MHz	15
6855MHz	14
6875MHz Straddle 6.525-6.875GHz	14
6895MHz	15
6995MHz	14
7095MHz	14
802.11be EHT40-BF_Nss1,(MCS0)_2TX	-
5965MHz	16
6165MHz	17
6405MHz	18
6445MHz	17
6485MHz	18
6525MHz Straddle 6.425-6.525GHz	18
6565MHz	17
6685MHz	18
6845MHz	18
6885MHz Straddle 6.525-6.875GHz	18
6925MHz	19
7005MHz	18
7085MHz	18
802.11be EHT80-BF_Nss1,(MCS0)_2TX	-
5985MHz	21
6145MHz	20
6385MHz	20
6465MHz	21
6545MHz Straddle 6.425-6.525GHz	21
6625MHz	21



Mode	Power Setting
6705MHz	20
6785MHz	20
6865MHz Straddle 6.525-6.875GHz	21
6945MHz	21
7025MHz	21
802.11be EHT160-BF_Nss1,(MCS0)_2TX	-
6025MHz	23
6185MHz	22 M
6345MHz	22
6505MHz Straddle 6.425-6.525GHz	23
6665MHz	23 M
6825MHz Straddle 6.525-6.875GHz	22
6985MHz	22 BE
802.11be EHT320-BF_Nss1,(MCS0)_2TX	-
6105MHz	22 M
6265MHz	23 M
6425MHz Straddle 5.925-6.425GHz	22 M
6585MHz	22 M
6745MHz	21 BE
6905MHz Straddle 6.525-6.875GHz	21 BE

Note:

- ♦ Evaluated EHT20/EHT40/EHT80/EHT160/EHT320 mode only due to the similar modulation. The power setting of VHT20/VHT40/VHT80/VHT160 mode are the same or lower than EHT20/EHT40/EHT80/EHT160.
- ♦ The EUT supports non-beamforming and beamforming mode, only beamforming mode has been selected to test.



2.2 The Worst Case Measurement Configuration

The Worst Case Mode for Following Conformance Tests	
Tests Item	AC power-line conducted emissions
Condition	AC power-line conducted measurement for line and neutral Test Voltage: 120Vac / 60Hz
Operating Mode	Normal Link
1	EUT 1(WiFi+Bluetooth) + Adapter 3 + US plug
2	EUT 1(WiFi+Bluetooth) + Adapter 4 + US plug
3	EUT 1(WiFi+Bluetooth) + Adapter 1
4	EUT 1(WiFi+Bluetooth) + Adapter 2
Mode 2 has been evaluated to be the worst case among Mode 1~4, thus measurement for Mode 5 will follow this same test mode.	
5	EUT 1(WiFi+Zigbee) + Adapter 4 + US plug
For operating mode 5 is the worst case and it was record in this test report.	

The Worst Case Mode for Following Conformance Tests	
Tests Item	Emission Bandwidth Contention Based Protocol
Test Condition	Conducted measurement at transmit chains
Operating Mode	1 EUT 1

The Worst Case Mode for Following Conformance Tests	
Tests Item	Maximum Equivalent Isotropically Radiated Power (E.I.R.P.) Peak Power Spectral Density (E.I.R.P.)
Test Condition	Radiated measurement
After evaluating, the worst case was found at Z axis. Thus the measurement will follow this same test configuration.	
1	EUT 1 in Z axis



The Worst Case Mode for Following Conformance Tests	
Tests Item	Unwanted Emissions
Test Condition	Radiated measurement If EUT consist of multiple antenna assembly (multiple antenna are used in EUT regardless of spatial multiplexing MIMO configuration), the radiated test should be performed with highest antenna gain of each antenna type.
Operating Mode < 1GHz	CTX
After evaluating, the worst case was found at Z axis from Radiated Emission test Above 1GHz., So the measurement will follow this same test configuration.	
1	EUT 1 in Z axis + WLAN 2.4GHz + Adapter 1
2	EUT 1 in Z axis + WLAN 2.4GHz + Adapter 2
3	EUT 1 in Z axis + WLAN 2.4GHz + Adapter 4 + US plug
4	EUT 1 in Z axis + WLAN 2.4GHz + Adapter 3 + US plug
Mode 2 has been evaluated to be the worst case among Mode 1~4, thus measurement for Mode 5~8 will follow this same test mode.	
5	EUT 1 in Z axis + WLAN 5GHz + Adapter 2
6	EUT 1 in Z axis + WLAN 6GHz + Adapter 2
7	EUT 1 in Z axis + Bluetooth + Adapter 2
8	EUT 1 in Z axis + Zigbee + Adapter 2
For operating mode 2 is the worst case and it was record in this test report.	
Operating Mode > 1GHz	CTX
After evaluating, the worst case was found at Z axis. Thus the measurement will follow this same test configuration.	
1	EUT 1 in Z axis

The Worst Case Mode for Following Conformance Tests	
Tests Item	Emission MASK
Test Condition	Conducted measurement at transmit chains
1	EUT 1 in Z axis



The Worst Case Mode for Following Conformance Tests	
Tests Item	Simultaneous Transmission Analysis - Co-location RF Exposure Evaluation
Operating Mode	
1	WLAN 2.4GHz + WLAN 5GHz + WLAN 6GHz + Bluetooth
2	WLAN 2.4GHz + WLAN 5GHz + WLAN 6GHz + Zigbee
Refer to Sporton Test Report No.: FA291415 for Co-location RF Exposure Evaluation.	

2.3 EUT Operation during Test

For CTX Mode:

During the test, the following programs under WIN 10 were executed.

The program was executed as follows:

1. During the test, the EUT operation to normal function.
2. Executed command fixed test channel under DOS.
3. Executed "Lantest.exe" to link with the remote workstation to transmit and receive packet by Client and transmit duty cycle no less than 98%.

For Normal Link Mode:

During the test, the EUT operation to normal function.



2.4 Accessories

Accessories			
Equipment Name	Brand Name	Model Name	Rating
Adapter 1	Ktec	KSA-30W-120250VU	Input: 100-240V~50/60Hz, 1.0A Output: 12.0V, 2.5A
Adapter 2	APD	WA-30P12FU	Input: 100-240V~, 50-60Hz, 0.9A Max. Output: 12.0V, 2.5A
Adapter 3	Ktec	KSA-30W-120250D5	Input: 100-240V~50/60Hz, 1.0A Output: 12.0V, 2.5A, 30.0W
Adapter 4	APD	WA-30P12R	Input: 100-240V~, 50-60Hz, 0.9A Max. Output: 12.0V, 2.5A, 30.0W
Others			
RJ-45 cable*1, non-shielded, 0.9m			
Plug*1 (Equip with Adapter 3 use only)			
Plug*1 (Equip with Adapter 4 use only)			

2.5 Support Equipment

For AC Conduction:

Support Equipment				
No.	Equipment	Brand Name	Model Name	FCC ID
A	LAN NB	DELL	E6430	N/A
B	WAN NB	DELL	E6430	N/A
C	2.4G NB	DELL	E6430	N/A
D	5G NB	DELL	E6430	N/A
E	6G NB	DELL	E6430	N/A
F	Client	Linksys	MX6000	N/A
G	Client NB	DELL	E6430	N/A
H	AX210	Intel	AX210NGW	N/A

For Radiated (below 1GHz):

Support Equipment				
No.	Equipment	Brand Name	Model Name	FCC ID
A	NB	Lenovo	L440	N/A



For Radiated (above 1GHz) and RF Radiated (Maximum Equivalent Isotropically Radiated Power (E.I.R.P.) and Peak Power Spectral Density (E.I.R.P.):

Support Equipment				
No.	Equipment	Brand Name	Model Name	FCC ID
A	NB	Lenovo	L440	N/A
B	Client	Linksys	MX6000	N/A
C	NB	Lenovo	L440	N/A

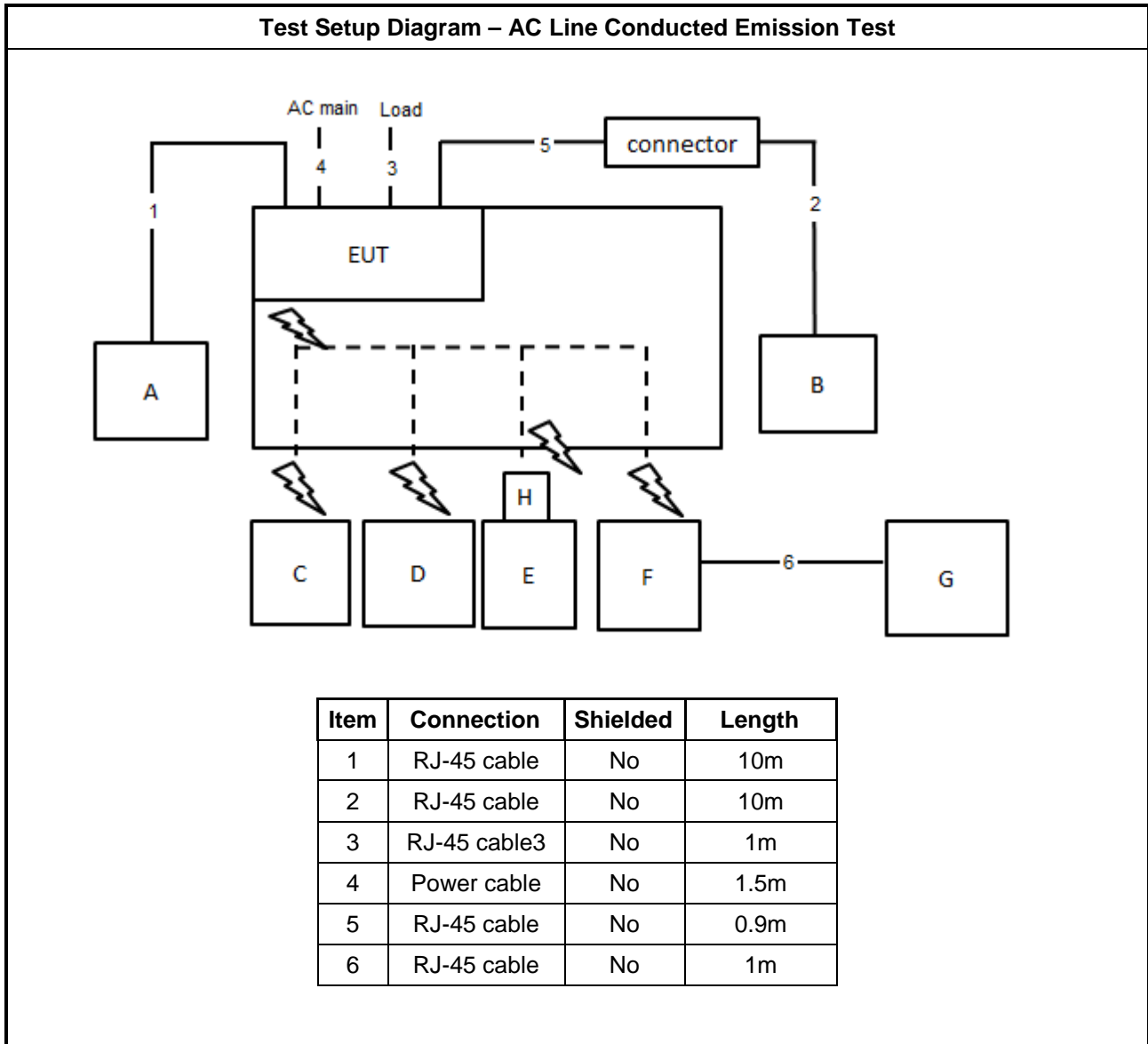
For RF Conducted:

Support Equipment				
No.	Equipment	Brand Name	Model Name	FCC ID
A	NB	DELL	E4300	N/A
B	NB	Lenovo	L440	N/A
C	Client	Linksys	MX6000	N/A

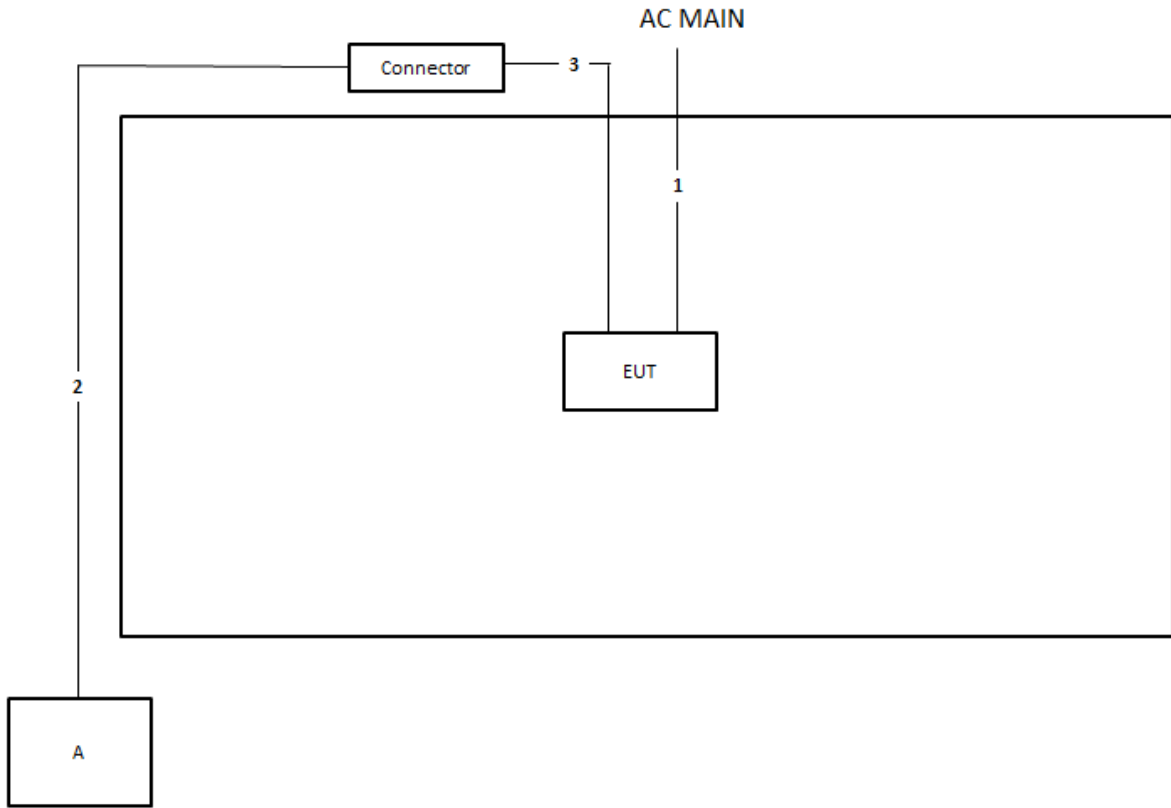
For Contention-Based Protocol test:

Support Equipment				
No.	Equipment	Brand Name	Model Name	FCC ID
A	Notebook	DELL	E4300	N/A
B	Notebook	DELL	E4300	N/A
C	Client	Linksys	MX6000	N/A

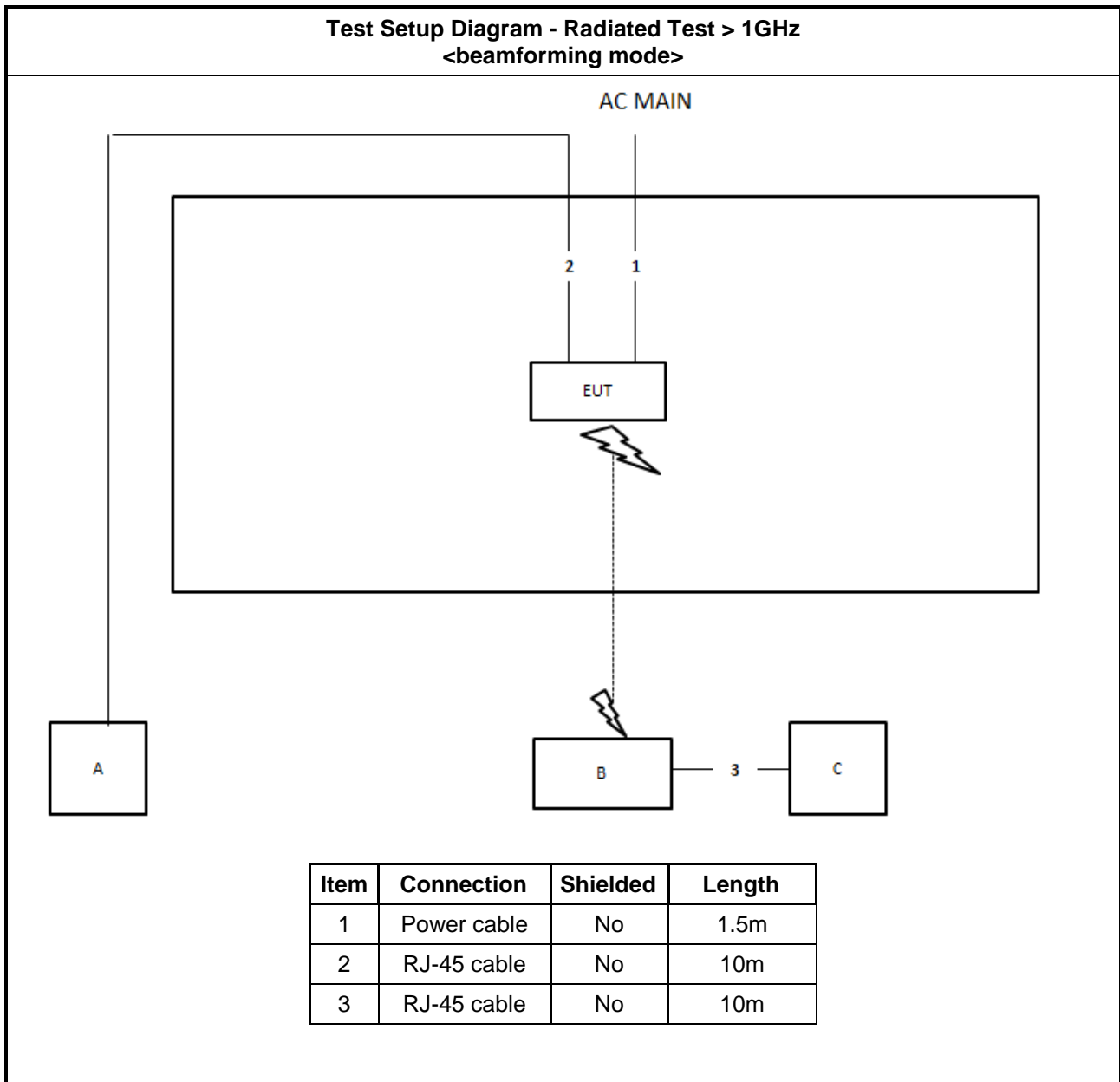
2.6 Test Setup Diagram



Test Setup Diagram - Radiated Test < 1GHz



Item	Connection	Shielded	Length
1	Power cable	No	1.5m
2	RJ-45 cable	No	10m
3	RJ-45 cable	No	0.9m





3 Transmitter Test Result

3.1 AC Power-line Conducted Emissions

3.1.1 AC Power-line Conducted Emissions Limit

AC Power-line Conducted Emissions Limit		
Frequency Emission (MHz)	Quasi-Peak	Average
0.15-0.5	66 - 56 *	56 - 46 *
0.5-5	56	46
5-30	60	50

Note 1: * Decreases with the logarithm of the frequency.

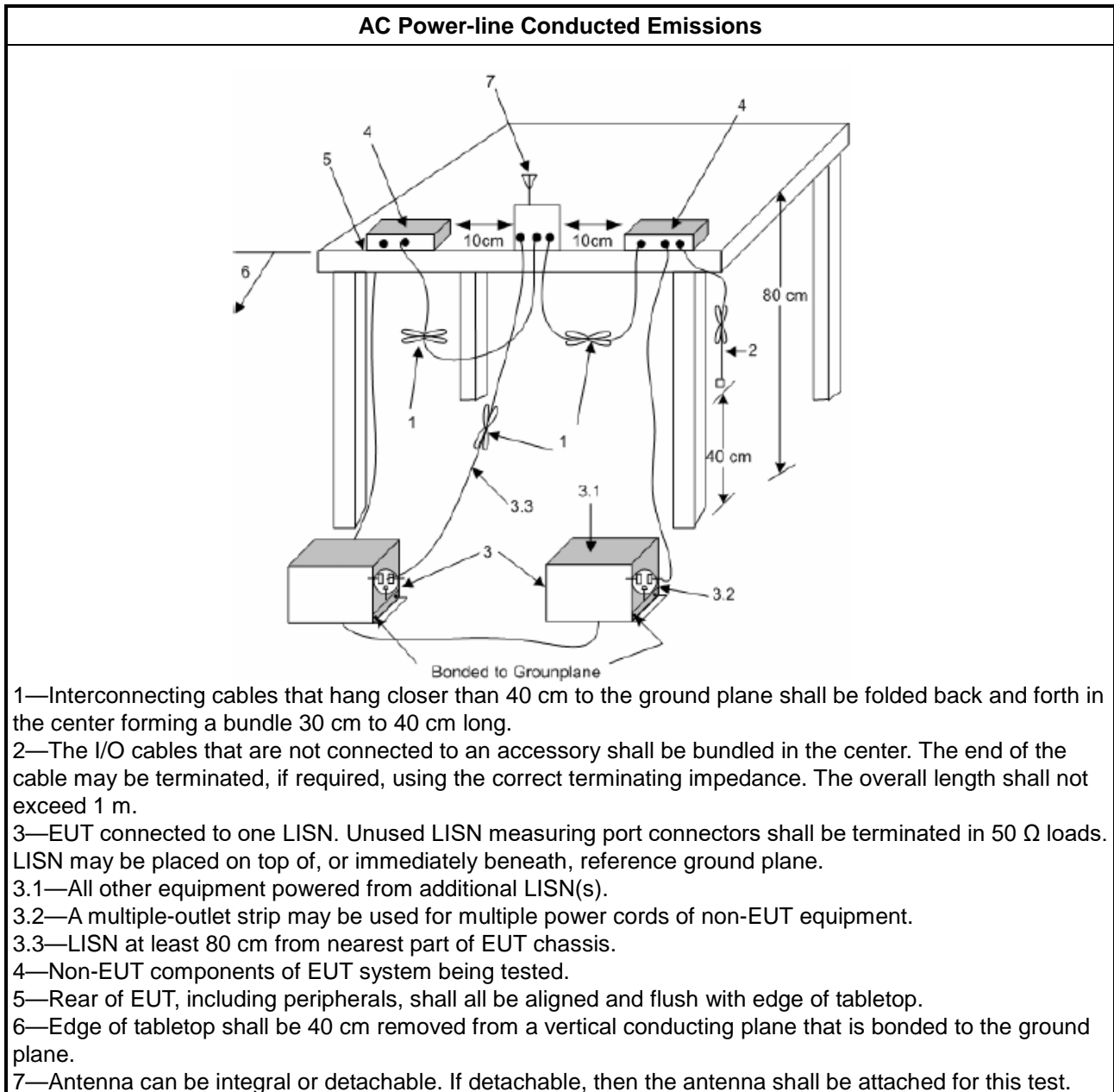
3.1.2 Measuring Instruments

Refer a test equipment and calibration data table in this test report.

3.1.3 Test Procedures

Test Method
<input checked="" type="checkbox"/> Refer as ANSI C63.10-2013, clause 6.2 for AC power-line conducted emissions.

3.1.4 Test Setup



3.1.5 Measurement Results Calculation

The measured Level is calculated using:

- a. Corrected Reading (dBuV) = LISN Factor + Cable Loss + Read Level = Level
- b. Margin = - Limit + (Read Level + LISN Factor + Cable Loss)

3.1.6 Test Result of AC Power-line Conducted Emissions

Refer as Appendix A

3.2 Emission Bandwidth

3.2.1 Emission Bandwidth Limit

Emission Bandwidth Limit	
UNII Devices	
<input checked="" type="checkbox"/>	For the 5925-6425 GHz band, N/A
<input checked="" type="checkbox"/>	For the 6425-6525 GHz band, N/A
<input checked="" type="checkbox"/>	For the 6525-6875 GHz band, N/A
<input checked="" type="checkbox"/>	For the 6875-7125 GHz band, N/A
RLAN Devices	
<input type="checkbox"/>	For the 5925-6425 GHz band, N/A
<input type="checkbox"/>	For the 6425-6525 GHz band, N/A
<input type="checkbox"/>	For the 6525-6875 GHz band, N/A
<input type="checkbox"/>	For the 6875-7125 GHz band, N/A

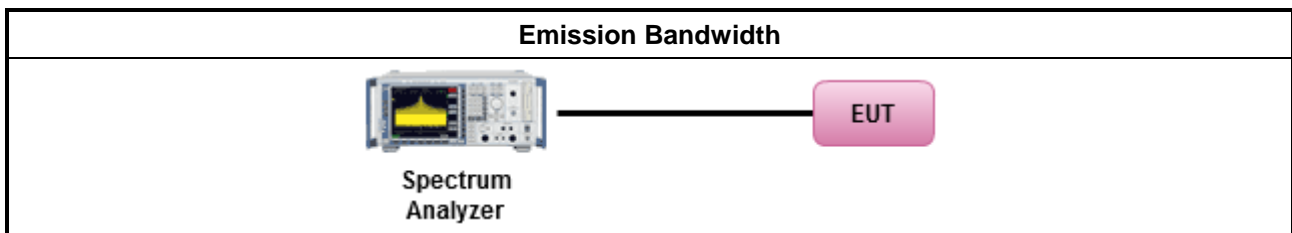
3.2.2 Measuring Instruments

Refer a test equipment and calibration data table in this test report.

3.2.3 Test Procedures

Test Method	
<ul style="list-style-type: none"> ▪ For the emission bandwidth shall be measured using one of the options below: 	
<input checked="" type="checkbox"/>	According to FCC KDB 987594 D02 clause II.C, measurement procedure shall refer to FCC KDB 789033 D02, clause C for EBW and clause D for OBW measurement.
<input type="checkbox"/>	Refer as ANSI C63.10, clause 6.9.1 for occupied bandwidth testing.
<input type="checkbox"/>	Refer as IC RSS-Gen, clause 4.6 for bandwidth testing.

3.2.4 Test Setup



3.2.5 Test Result of Emission Bandwidth

Refer as Appendix B



3.3 Maximum Equivalent Isotropically Radiated Power (E.I.R.P.)

3.3.1 Maximum Equivalent Isotropically Radiated Power (E.I.R.P.) Limit

Maximum Equivalent Isotropically Radiated Power (E.I.R.P.) Limit	
UNII Devices	
<input checked="" type="checkbox"/>	For the 5.925 ~ 6.425 GHz band:
<input type="checkbox"/>	<ul style="list-style-type: none"> ▪ For standard power access point and fixed client device : e.i.r.p < 36 dBm , For outdoor devices, the maximum e.i.r.p. at any elevation angle above 30 degrees not exceed 125 mW (21 dBm). ▪ For indoor access point : e.i.r.p < 30 dBm. ▪ For subordinate device control of an indoor access point : e.i.r.p < 30 dBm. ▪ For client device control of a standard power access point : e.i.r.p < 30 dBm. ▪ For client device control of an indoor access point : e.i.r.p < 24 dBm.
<input checked="" type="checkbox"/>	For the 6.425 ~ 6.525 GHz band:
<input type="checkbox"/>	<ul style="list-style-type: none"> ▪ For indoor access point : e.i.r.p < 30 dBm. ▪ For client device control of an indoor access point : e.i.r.p < 24 dBm.
<input checked="" type="checkbox"/>	For the 6.525 ~ 6.875 GHz band:
<input type="checkbox"/>	<ul style="list-style-type: none"> ▪ For standard power access point and fixed client device : e.i.r.p < 36 dBm , For outdoor devices, the maximum e.i.r.p. at any elevation angle above 30 degrees not exceed 125 mW (21 dBm). ▪ For indoor access point : e.i.r.p < 30 dBm. ▪ For subordinate device control of an indoor access point : e.i.r.p < 30 dBm. ▪ For client device control of a standard power access point : e.i.r.p < 30 dBm. ▪ For client device control of an indoor access point : e.i.r.p < 24 dBm.
<input checked="" type="checkbox"/>	For the 6.875 ~ 7.125 GHz band:
<input type="checkbox"/>	<ul style="list-style-type: none"> ▪ For indoor access point : e.i.r.p < 30 dBm. ▪ For client device control of an indoor access point : e.i.r.p < 24 dBm.
RLAN Devices	
<input type="checkbox"/>	For the 5.925 ~ 7.125 GHz band:
<input type="checkbox"/>	<ul style="list-style-type: none"> ▪ For low-power indoor access-points & indoor subordinate devices < 30 dBm . ▪ For low-power client devices < 24 dBm.
<input type="checkbox"/>	For the 5.925 ~ 6.875 GHz band:
<input type="checkbox"/>	<ul style="list-style-type: none"> ▪ For standard-power access points & fixed client devices < 36 dBm. ▪ For standard client devices < 30 dBm.



3.3.2 Measuring Instruments

Refer a test equipment and calibration data table in this test report.

3.3.3 Test Procedures

Test Method	
<input type="checkbox"/>	According to FCC KDB 987594 D02 clause II.E, the test measurement procedure shall refer to KDB 789033.
Average over on/off periods with duty factor	
<input checked="" type="checkbox"/>	Refer as FCC KDB 789033 D02, clause E Method SA-2 (spectral trace averaging). Spectrum analyzer setting: RBW/VBW : 1/3MHz ; Detector : RMS ; Trace mode : Average ; Sweep Count 100.
<input type="checkbox"/>	Refer as FCC KDB 789033 D02, clause E Method SA-2 Alt. (RMS detection with slow sweep speed)
Wideband RF power meter and average over on/off periods with duty factor	
<input type="checkbox"/>	Refer as FCC KDB 789033 D02, clause E Method PM-G (using an RF average power meter).
<input type="checkbox"/>	For conducted measurement.
<input type="checkbox"/>	<ul style="list-style-type: none"> If the EUT supports multiple transmit chains using options given below: Refer as FCC KDB 662911, In-band power measurements. Using the measure-and-sum approach, measured all transmit ports individually. Sum the power (in linear power units e.g., mW) of all ports for each individual sample and save them. If multiple transmit chains, EIRP calculation could be following as methods: $P_{total} = P_1 + P_2 + \dots + P_n$ (calculated in linear unit [mW] and transfer to log unit [dBm]) $EIRP_{total} = P_{total} + DG$
<input checked="" type="checkbox"/>	For radiated measurement.
<input type="checkbox"/>	<ul style="list-style-type: none"> Refer as FCC KDB 789033 D02 clause II A.1.F "Antenna-port Conducted versus Radiated Testing" Refer as ANSI C63.10, clause 6.6 for radiated emissions above 1GHz. Refer as FCC KDB 412172 D01 clause 2.2 for EIRP calculation.

Note :

The test is the final test result, It includes antenna /cable loss factor & FSL factor.

The EIRP calculation refer to "KDB 412172 D01 Determining ERP and EIRP v01r01"

EIRP Formula :

EIRP(dBm) = PR(dBm) + LP(FSL factor)

where;

PR(dBm) : Power measurement level include antenna/cable loss

LP : Free Space Loss(dB)

PR Formula :

PR(dBm) = P Meas(dBm) – GR(dBi) + LC(dB)

where;

P Meas(dBm) : Power measurement level

GR(dBi) : Gain of the receive(measurement) antenna (dBi)

LC(dB) : Measurement cable loss (dB)

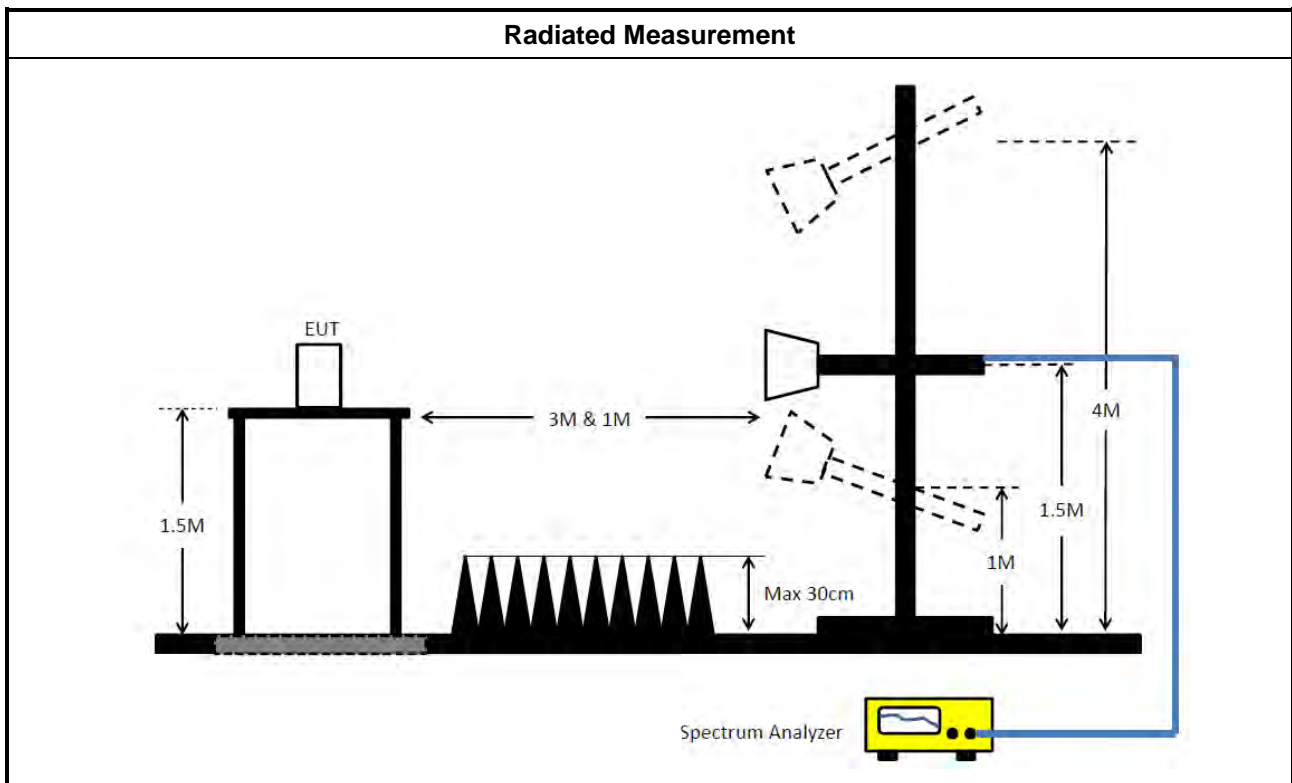
LP(FSL factor) Formula :
 $LP(dB) = 20 \log F + 20 \log D - 27.54$
 where;
 F(MHz) : EUT center frequency
 D(m) : Measurement distance

For Example:
 Test mode TXBF HE20 5955MHz EIRP measurement
 PR Formula :
 $PR(dBm) = -38.57 - 11.10 + 6.68 = -42.99$

LP(FSL factor) Formula :
 $LP(dB) = 20 \log(5955) + 20 \log(3) - 27.5 = 57.54$

EIRP Formula :
 $EIRP(dBm) = -42.99 + 57.54 = 14.55$

3.3.4 Test Setup



3.3.5 Test Result of Maximum Equivalent Isotropically Radiated Power (E.I.R.P)

Refer as Appendix C



3.4 Peak Power Spectral Density (E.I.R.P.)

3.4.1 Peak Power Spectral Density (E.I.R.P.) Limit

Peak Power Spectral Density (E.I.R.P.) Limit	
UNII Devices	
<input checked="" type="checkbox"/>	For the 5.925 ~ 6.425 GHz band:
<input type="checkbox"/>	<ul style="list-style-type: none"> ▪ For standard power access point and fixed client device : e.i.r.p PSD < 23 dBm/MHz. ▪ For indoor access point : e.i.r.p PSD < 5 dBm/MHz. ▪ For subordinate device control of an indoor access point : e.i.r.p PSD < 5 dBm/MHz. ▪ For client device control of a standard power access point : e.i.r.p PSD < 17 dBm/MHz. ▪ For client device control of an indoor access point : e.i.r.p PSD < -1 dBm/MHz.
<input checked="" type="checkbox"/>	For the 6.425 ~ 6.525 GHz band:
<input type="checkbox"/>	<ul style="list-style-type: none"> ▪ For indoor access point : e.i.r.p PSD < 5 dBm/MHz. ▪ For client device control of an indoor access point : e.i.r.p PSD < -1 dBm/MHz.
<input checked="" type="checkbox"/>	For the 6.525 ~ 6.875 GHz band:
<input type="checkbox"/>	<ul style="list-style-type: none"> ▪ For standard power access point and fixed client device : e.i.r.p PSD < 23 dBm/MHz. ▪ For indoor access point : e.i.r.p PSD < 5 dBm/MHz. ▪ For subordinate device control of an indoor access point : e.i.r.p PSD < 5 dBm/MHz. ▪ For client device control of a standard power access point : e.i.r.p PSD < 17 dBm/MHz. ▪ For client device control of an indoor access point : e.i.r.p PSD < -1 dBm/MHz.
<input checked="" type="checkbox"/>	For the 6.875 ~ 7.125 GHz band:
<input type="checkbox"/>	<ul style="list-style-type: none"> ▪ For indoor access point : e.i.r.p PSD < 5 dBm/MHz. ▪ For client device control of an indoor access point : e.i.r.p PSD < -1 dBm/MHz.
RLAN Devices	
<input type="checkbox"/>	For the 5.925 ~ 7.125 GHz band:
<input type="checkbox"/>	<ul style="list-style-type: none"> ▪ For low-power indoor access-points & indoor subordinate devices < 5 dBm / MHz. ▪ For low-power client devices < -1 dBm / MHz.
<input type="checkbox"/>	For the 5.925 ~ 6.875 GHz band:
<input type="checkbox"/>	<ul style="list-style-type: none"> ▪ For standard-power access points & fixed client devices < 23 dBm / MHz. ▪ For standard client devices < 17 dBm / MHz.

3.4.2 Measuring Instruments

Refer a test equipment and calibration data table in this test report.



3.4.3 Test Procedures

Test Method	
<ul style="list-style-type: none"> ▪ According to FCC KDB 987594 D02 clause II.F, the measurement procedure shall refer to KDB 789033. Peak power spectral density procedures that the same method as used to determine the conducted output power shall be used to determine the peak power spectral density and use the peak search function on the spectrum analyzer to find the peak of the spectrum. For the peak power spectral density shall be measured using below options: 	
<input type="checkbox"/>	Refer as FCC KDB 789033 D02, F)5) power spectral density can be measured using resolution bandwidths < 1 MHz provided that the results are integrated over 1 MHz bandwidth
[duty cycle ≥ 98% or external video / power trigger]	
<input checked="" type="checkbox"/>	Refer as FCC KDB 789033 D02, clause E Method SA-1 (spectral trace averaging).
<input type="checkbox"/>	Refer as FCC KDB 789033 D02, clause E Method SA-1 Alt. (RMS detection with slow sweep speed)
duty cycle < 98% and average over on/off periods with duty factor	
<input checked="" type="checkbox"/>	Refer as FCC KDB 789033 D02, clause E Method SA-2 (spectral trace averaging).
<input type="checkbox"/>	Refer as FCC KDB 789033 D02, clause E Method SA-2 Alt. (RMS detection with slow sweep speed)
<input type="checkbox"/>	For conducted measurement.
<ul style="list-style-type: none"> ▪ If the EUT supports multiple transmit chains using options given below: 	
<input type="checkbox"/>	Option 1: Measure and sum the spectra across the outputs. Refer as FCC KDB 662911, In-band power spectral density (PSD). Sample all transmit ports simultaneously using a spectrum analyzer for each transmit port. Where the trace bin-by-bin of each transmit port summing can be performed. (i.e., in the first spectral bin of output 1 is summed with that in the first spectral bin of output 2 and that from the first spectral bin of output 3, and so on up to the NTX output to obtain the value for the first frequency bin of the summed spectrum.). Add up the amplitude (power) values for the different transmit chains and use this as the new data trace
<input type="checkbox"/>	Option 2: Measure and sum spectral maxima across the outputs. With this technique, spectra are measured at each output of the device at the required resolution bandwidth. The maximum value (peak) of each spectrum is determined. These maximum values are then summed mathematically in linear power units across the outputs. These operations shall be performed separately over frequency spans that have different out-of-band or spurious emission limits,
<input type="checkbox"/>	Option 3: Measure and add 10 log(N) dB, where N is the number of transmit chains. Refer as FCC KDB 662911, In-band power spectral density (PSD). Performed at each transmit chains and each transmit chains shall be compared with the limit have been reduced with 10 log(N). Or each transmit chains shall be add 10 log(N) to compared with the limit.
<ul style="list-style-type: none"> ▪ If multiple transmit chains, EIRP PPSD calculation could be following as methods: $PPSD_{total} = PPSD_1 + PPSD_2 + \dots + PPSD_n$ (calculated in linear unit [mW] and transfer to log unit [dBm]) $EIRP_{total} = PPSD_{total} + DG$ 	
<input checked="" type="checkbox"/>	For radiated measurement.
<ul style="list-style-type: none"> ▪ Refer as FCC KDB 789033 D02 clause II A.1.F "Antenna-port Conducted versus Radiated Testing" 	
<ul style="list-style-type: none"> ▪ Refer as ANSI C63.10, clause 6.6 for radiated emissions above 1GHz. 	



Test Method	
	▪ Refer as FCC KDB 412172 D01 clause 2.2 for EIRP calculation.

Note :

The test is the final test result, It includes antenna /cable loss factor & FSL factor.
The EIRP PSD calculation refer to "KDB 412172 D01 Determining ERP and EIRP v01r01"

EIRP PSD Formula :

$$\text{EIRP PSD(dBm/MHz)} = \text{PR(dBm/MHz)} + \text{LP(FSL factor)}$$

where;

PR(dBm/MHz) : Power measurement level include antenna/cable loss

LP : Free Space Loss(dB)

PR Formula :

$$\text{PR(dBm/MHz)} = \text{P Meas(dBm/MHz)} - \text{GR(dBi)} + \text{LC(dB)}$$

where;

P Meas(dBm/MHz) : PSD measurement level

GR(dBi) : Gain of the receive(measurement) antenna (dBi)

LC(dB) : Measurement cable loss (dB)

LP(FSL factor) Formula :

$$\text{LP(dB)} = 20 \log F + 20 \log D - 27.54$$

where;

F(MHz) : EUT center frequency

D(m) : Measurement distance

For Example:

Test mode TXBF HE20 5955MHz EIRP PSD measurement

PR Formula :

$$\text{PR(dBm/MHz)} = -48.98 - 10.92 + 6.68 = -53.22$$

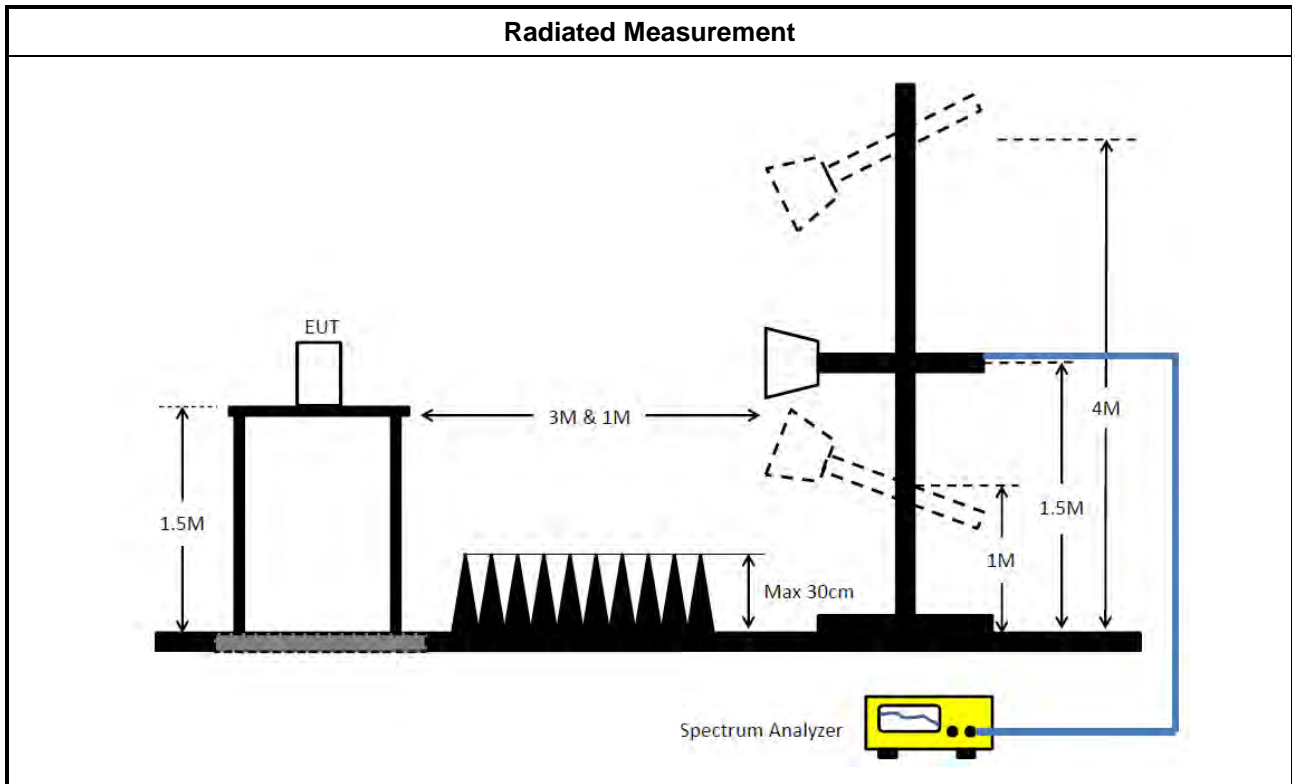
LP(FSL factor) Formula :

$$\text{LP(dB)} = 20 \log(5953.52) + 20 \log(3) - 27.5 = 57.55$$

EIRP PSD Formula

$$\text{EIRP PSD(dBm/MHz)} = -53.22 + 57.55 = 4.33$$

3.4.4 Test Setup



3.4.5 Test Result of Peak Power Spectral Density (E.I.R.P.)

Refer as Appendix D



3.5 Unwanted Emissions

3.5.1 Transmitter Unwanted Emissions Limit

Unwanted emissions below 1 GHz and restricted band emissions above 1GHz limit			
Frequency Range (MHz)	Field Strength (uV/m)	Field Strength (dBuV/m)	Measure Distance (m)
0.009~0.490	2400/F(kHz)	48.5 - 13.8	300
0.490~1.705	24000/F(kHz)	33.8 - 23	30
1.705~30.0	30	29	30
30~88	100	40	3
88~216	150	43.5	3
216~960	200	46	3
Above 960	500	54	3

Note 1: Test distance for frequencies at or above 30 MHz, measurements may be performed at a distance other than the limit distance provided they are not performed in the near field and the emissions to be measured can be detected by the measurement equipment. When performing measurements at a distance other than that specified, the results shall be extrapolated to the specified distance using an extrapolation factor of 20 dB/decade (inverse of linear distance for field-strength measurements, inverse of linear distance-squared for power-density measurements).

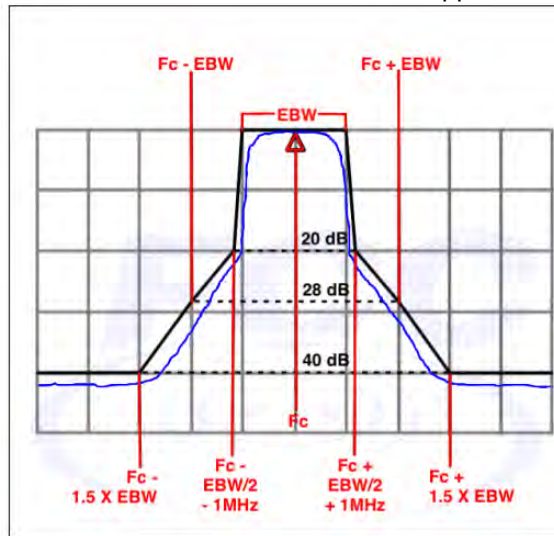
Note 2: Test distance for frequencies at below 30 MHz, measurements may be performed at a distance closer than the EUT limit distance; however, an attempt should be made to avoid making measurements in the near field. When performing measurements below 30 MHz at a closer distance than the limit distance, the results shall be extrapolated to the specified distance by either making measurements at a minimum of two or more distances on at least one radial to determine the proper extrapolation factor or by using the square of an inverse linear distance extrapolation factor (40 dB/decade). The test report shall specify the extrapolation method used to determine compliance of the EUT.

Note 3: Using the distance of 1m during the test for above 18 GHz, and the test value to correct for the distance factor at 3m($20 \times \log(\text{standard distance}/\text{test distance}) = 20\log(3/1) = 9.54\text{dB}$).
 EX. Above 18GHz emission limit calculation (3m to 1m) = 54dBuV/m at 3m + 9.54dB = 63.54 dBuV/m at 1m.

Un-restricted band emissions above 1GHz Limit	
Frequency	Limit
Any outside the 5.945 – 7.125 GHz emission	e.i.r.p. -27 dBm [68.2 dBuV/m@3m] Note 1: Using the distance of 1m during the test for above 18 GHz, and the test value to correct for the distance factor at 3m($20 \times \log(\text{standard distance}/\text{test distance}) = 20\log(3/1) = 9.54\text{dB}$). EX. Above 18GHz emission limit calculation (3m to 1m) = 68.2dBuV/m at 3m + 9.54dB = 77.74 dBuV/m at 1m. Note 2:-27 dBm EIRP OOBE is measured RMS which is a deviation from the current 15E rules for 5 GHz bands. In addition, 15.35(b) applies where the peak emissions must be limited to no more than 20 dB above the average limit.
Frequency	Emission MASK Limit

5.945 – 7.125 GHz

Power spectral density must be suppressed by 20 dB at 1 MHz outside of channel edge, by 28 dB at one channel bandwidth from the channel center, and by 40 dB at one- and one-half times the channel bandwidth away from channel center. At frequencies between one megahertz outside an unlicensed device's channel edge and one channel bandwidth from the center of the channel, the limits must be linearly interpolated between 20 dB and 28 dB suppression, and at frequencies between one and one- and one-half times an unlicensed device's channel bandwidth, the limits must be linearly interpolated between 28 dB and 40 dB suppression. Emissions removed from the channel center by more than one- and one-half times the channel bandwidth must be suppressed by at least 40 dB.





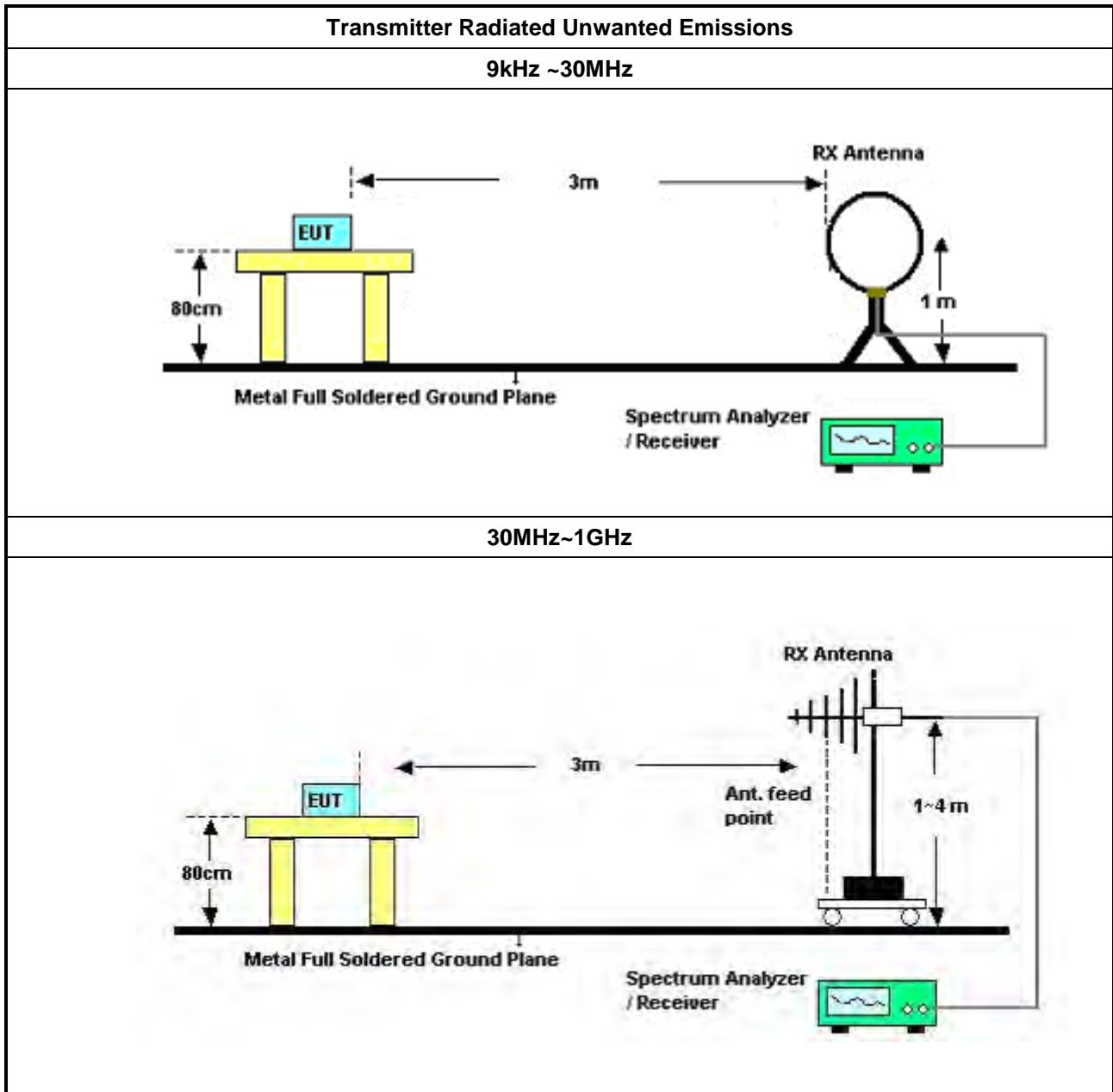
3.5.2 Measuring Instruments

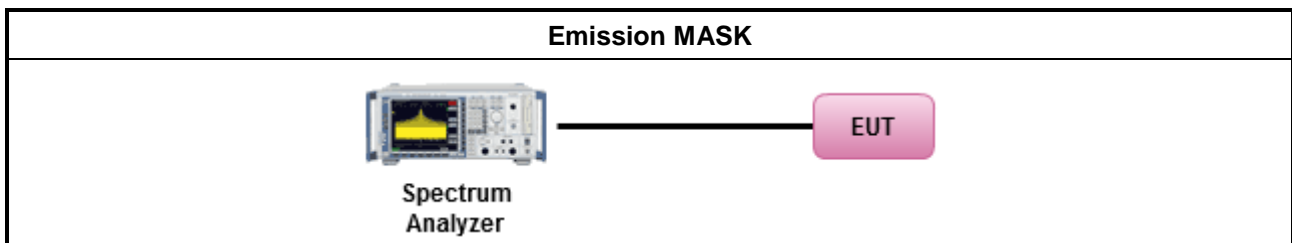
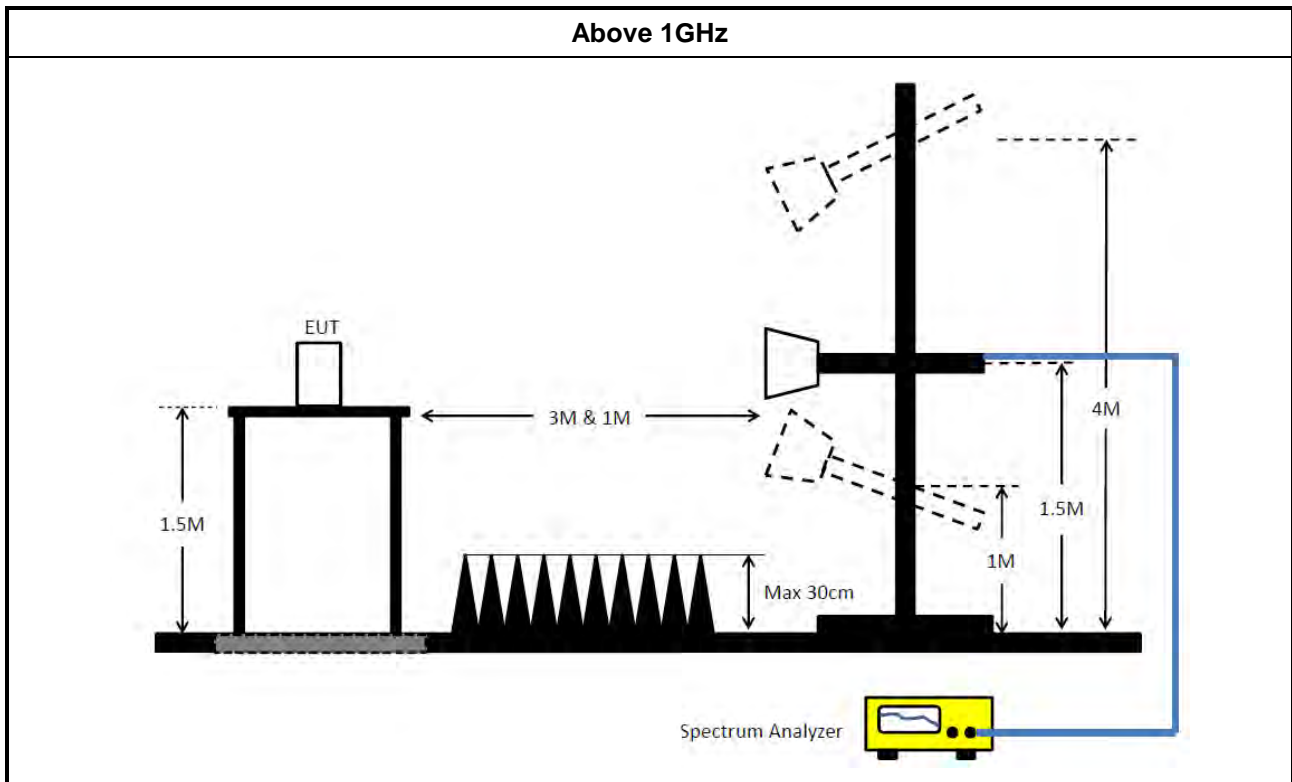
Refer a test equipment and calibration data table in this test report.

3.5.3 Test Procedures

Test Method	
<ul style="list-style-type: none"> ▪ According to FCC KDB 987594 D02 II.G. the unwanted emission measurement procedure shall refer to KDB 789300(except emission MASK). Measurements may be performed at a distance other than the limit distance provided they are not performed in the near field and the emissions to be measured can be detected by the measurement equipment. Measurements shall not be performed at a distance greater than 30 m for frequencies above 30 MHz, unless it can be further demonstrated that measurements at a distance of 30 m or less are impractical. When performing measurements at a distance other than that specified, the results shall be extrapolated to the specified distance using an extrapolation factor of 20 dB/decade (inverse of linear distance for field-strength measurements, inverse of linear distance-squared for power-density measurements). 	
<ul style="list-style-type: none"> ▪ The average emission levels shall be measured in [duty cycle ≥ 98 or duty factor]. 	
<ul style="list-style-type: none"> ▪ For the transmitter unwanted emissions shall be measured using following options below: 	
	<ul style="list-style-type: none"> ▪ Refer as FCC KDB 789033 D02, clause G)2) for unwanted emissions into non-restricted bands.
	<ul style="list-style-type: none"> ▪ Refer as FCC KDB 789033 D02, clause G)1) for unwanted emissions into restricted bands.
	<input checked="" type="checkbox"/> Refer as FCC KDB 789033 D02, G)6) Method AD (Trace Averaging). (For unrestricted band measurement)
	<input type="checkbox"/> Refer as FCC KDB 789033 D02, G)6) Method VB (Reduced VBW).
	<input checked="" type="checkbox"/> Refer as ANSI C63.10, clause 11.12.2.5.3 (Reduced VBW). VBW ≥ 1/T, where T is pulse time.(For restricted band average measurement)
	<input type="checkbox"/> Refer as ANSI C63.10, clause 7.5 average value of pulsed emissions.
	<input checked="" type="checkbox"/> Refer as FCC KDB 789033 D02, clause G)5) measurement procedure peak limit.
	<input type="checkbox"/> Refer as ANSI C63.10, clause 4.1.4.2.2 measurement procedure peak limit.
	<ul style="list-style-type: none"> ▪ Refer as FCC KDB 789033 D02, clause G)3)d)ii) for Band edge Integration measurements.
	<ul style="list-style-type: none"> ▪ For emission MASK shall be measured using following options below:
<input checked="" type="checkbox"/> Refer as FCC KDB 987594 D02, J) In-Band Emissions	
<ul style="list-style-type: none"> ▪ For radiated measurement. 	
<ul style="list-style-type: none"> ▪ Refer as ANSI C63.10, clause 6.4 for radiated emissions below 30 MHz and test distance is 3m. 	
<ul style="list-style-type: none"> ▪ Refer as ANSI C63.10, clause 6.5 for radiated emissions 30 MHz to 1 GHz and test distance is 3m. 	
<ul style="list-style-type: none"> ▪ Refer as ANSI C63.10, clause 6.6 for radiated emissions above 1GHz. 	
<ul style="list-style-type: none"> ▪ The any unwanted emissions level shall not exceed the fundamental emission level. 	
<ul style="list-style-type: none"> ▪ All amplitude of spurious emissions that are attenuated by more than 20 dB below the permissible value has no need to be reported. 	

3.5.4 Test Setup





3.5.5 Measurement Results Calculation

The measured Level is calculated using:

Corrected Reading: Antenna factor (AF) + Cable loss (CL) + Read level (Raw) - Preamp factor (PA)(if applicable)
= Level

3.5.6 Transmitter Unwanted Emissions (Below 30MHz)

There is a comparison data of both open-field test site and alternative test site - semi-Anechoic chamber according to KDB414788 Radiated Test Site, and the result came out very similar.

All amplitude of spurious emissions that are attenuated by more than 20 dB below the permissible value has no need to be reported.

The radiated emissions were investigated from 9 kHz or the lowest frequency generated within the device, up to the 10th harmonic or 40 GHz, whichever is appropriate.

3.5.7 Test Result of Transmitter Unwanted Emissions

Refer as Appendix E

3.6 Contention Based Protocol

3.6.1 Contention Based Protocol Limit

EUT can detect an AWGN signal with 90% (or better) level of certainty.

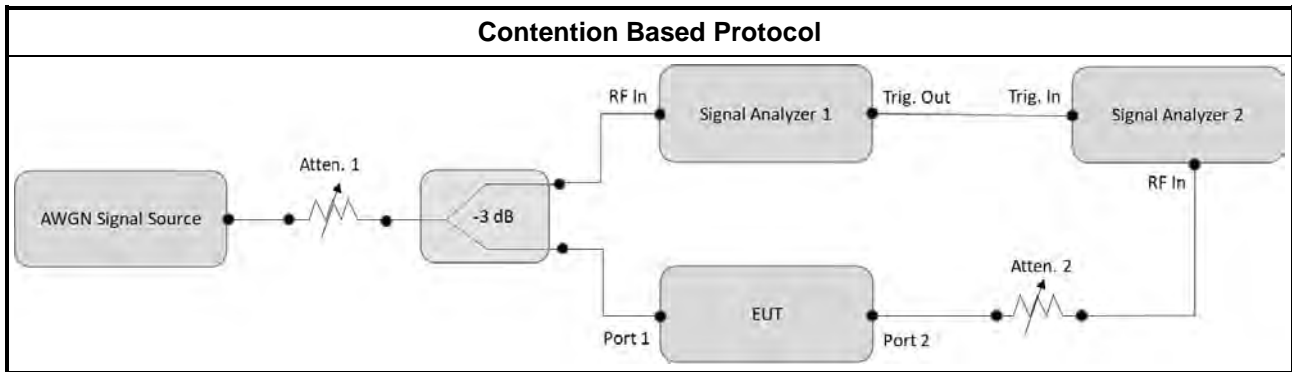
3.6.2 Measuring Instruments

Refer a test equipment and calibration data table in this test report.

3.6.3 Test Procedures

Test Method	
<input type="checkbox"/>	For Contention Based Protocol shall be measured using following options below:
<input checked="" type="checkbox"/>	Refer as FCC KDB 987594 D02, I) Contention Based Protocol.

3.6.4 Test Setup



3.6.5 Test Result of Contention Based Protocol

Refer as Appendix F



4 Test Equipment and Calibration Data

Instrument	Brand	Model No.	Serial No.	Characteristics	Calibration Date	Calibration Due Date	Remark
EMI Receiver	Agilent	N9038A	MY52260140	9kHz ~ 8.4GHz	May 06, 2022	May 05, 2023	Conduction (CO01-CB)
LISN	F.C.C.	FCC-LISN-50-16-2	04083	150kHz ~ 100MHz	Feb. 16, 2023	Feb. 15, 2024	Conduction (CO01-CB)
LISN	Schwarzbeck	NSLK 8127	8127647	9kHz ~ 30MHz	Apr. 12, 2022	Apr. 11, 2023	Conduction (CO01-CB)
Pulse Limiter	Rohde&Schwarz	ESH3-Z2	100430	9kHz ~ 30MHz	Feb. 09, 2023	Feb. 08, 2024	Conduction (CO01-CB)
COND Cable	Woken	Cable	Low cable-CO01	9kHz ~ 30MHz	Oct. 18, 2022	Oct. 17, 2023	Conduction (CO01-CB)
Software	SPORTON	SENSE	V5.10	-	N.C.R.	N.C.R.	Conduction (CO01-CB)
Loop Antenna	Teseq	HLA 6120	24155	9kHz - 30 MHz	May 14, 2022	May 13, 2023	Radiation (03CH06-CB)
3m Semi Anechoic Chamber NSA	TDK	SAC-3M	03CH06-CB	30 MHz ~ 1 GHz	Aug. 04, 2022	Aug. 03, 2023	Radiation (03CH06-CB)
3m Semi Anechoic Chamber VSWR	TDK	SAC-3M	03CH06-CB	1GHz ~18GHz 3m	Sep. 30, 2022	Sep. 29, 2023	Radiation (03CH06-CB)
Bilog Antenna with 6 dB attenuator	TESEQ & EMC1	CBL6112D & N-6-06	37878 & AT-N0606	20MHz ~ 2GHz	Jul. 31, 2022	Jul. 30, 2023	Radiation (03CH06-CB)
Horn Antenna	SCHWARZBECK	BBHA9120D	BBHA 9120D-1292	1GHz~18GHz	Aug. 09, 2022	Aug. 08, 2023	Radiation (03CH06-CB)
Horn Antenna	Schwarzbeck	BBHA 9170	BBHA9170252	15GHz ~ 40GHz	Aug. 22, 2022	Aug. 21, 2023	Radiation (03CH06-CB)
Pre-Amplifier	Agilent	310N	187290	0.1MHz ~ 1GHz	Nov. 04, 2022	Nov. 03, 2023	Radiation (03CH06-CB)
Pre-Amplifier	Agilent	83017A	MY53270064	0.5GHz ~ 26.5GHz	Aug 02, 2022	Aug 01, 2023	Radiation (03CH06-CB)
Pre-Amplifier	SGH	SGH184	20221107-3	18GHz ~ 40GHz	Nov. 16, 2022	Nov. 15, 2023	Radiation (03CH06-CB)
Signal Analyzer	R&S	FSV40	101904	9kHz ~ 40GHz	Apr. 26, 2022	Apr. 25, 2023	Radiation (03CH06-CB)
EMI Test Receiver	R&S	ESCS	826547/017	9kHz ~ 2.75GHz	Jun. 17, 2022	Jun. 16, 2023	Radiation (03CH06-CB)
RF Cable-low	Woken	RG402	Low Cable-24+68	30MHz~1GHz	Oct. 03, 2022	Oct. 02, 2023	Radiation (03CH06-CB)
RF Cable-high	Woken	RG402	High Cable-68	1GHz~18GHz	Oct. 03, 2022	Oct. 02, 2023	Radiation (03CH06-CB)



Instrument	Brand	Model No.	Serial No.	Characteristics	Calibration Date	Calibration Due Date	Remark
RF Cable-high	Woken	RG402	High Cable-05+68	1GHz~18GHz	Dec. 21, 2022	Dec. 20, 2023	Radiation (03CH06-CB)
High Cable	Woken	WCA0929M	40G#5+6	1GHz ~ 40 GHz	Dec. 07, 2022	Dec. 06, 2023	Radiation (03CH06-CB)
High Cable	Woken	WCA0929M	40G#5	1GHz ~ 40 GHz	Dec. 07, 2022	Dec. 06, 2023	Radiation (03CH06-CB)
High Cable	Woken	WCA0929M	40G#6	1GHz ~ 40 GHz	Dec. 07, 2022	Dec. 06, 2023	Radiation (03CH06-CB)
Test Software	SPORTON	SENSE	V5.10	-	N.C.R.	N.C.R.	Radiation (03CH06-CB)
3m Semi Anechoic Chamber VSWR	TDK	SAC-3M	03CH01-CB	1GHz ~18GHz 3m	May 06, 2022	May 05, 2023	Radiation (03CH01-CB)
Horn Antenna	ETS-LINDGREN	3115	00075790	750MHz ~ 18GHz	Nov. 04, 2022	Nov. 03, 2023	Radiation (03CH01-CB)
Horn Antenna	Schwarzbeck	BBHA 9170	BBHA9170252	15GHz ~ 40GHz	Aug. 22, 2022	Aug. 21, 2023	Radiation (03CH01-CB)
Pre-Amplifier	Agilent	8449B	3008A02121	1GHz ~ 26.5GHz	May 19, 2022	May 18, 2023	Radiation (03CH01-CB)
Pre-Amplifier	SGH	SGH184	20221107-3	18GHz ~ 40GHz	Nov. 16, 2022	Nov. 15, 2023	Radiation (03CH01-CB)
Spectrum Analyzer	R&S	FSP40	100056	9kHz ~ 40GHz	May 06, 2022	May 05, 2023	Radiation (03CH01-CB)
RF Cable-high	Woken	RG402	High Cable-16	1 GHz ~ 18 GHz	Oct. 03, 2022	Oct. 02, 2023	Radiation (03CH01-CB)
RF Cable-high	Woken	RG402	High Cable-16+17	1 GHz ~ 18 GHz	Oct. 03, 2022	Oct. 02, 2023	Radiation (03CH01-CB)
High Cable	Woken	WCA0929M	40G#5+6	1GHz ~ 40 GHz	Dec. 07, 2022	Dec. 06, 2023	Radiation (03CH01-CB)
High Cable	Woken	WCA0929M	40G#5	1GHz ~ 40 GHz	Dec. 07, 2022	Dec. 06, 2023	Radiation (03CH01-CB)
High Cable	Woken	WCA0929M	40G#6	1GHz ~ 40 GHz	Dec. 07, 2022	Dec. 06, 2023	Radiation (03CH01-CB)
Test Software	SPORTON	SENSE	V5.10	-	N.C.R.	N.C.R.	Radiation (03CH01-CB)
3m Semi Anechoic Chamber VSWR	TDK	SAC-3M	03CH03-CB	1GHz ~18GHz 3m	May 05, 2022	May 04, 2023	Radiation (03CH03-CB)
Horn Antenna	ETS · Lindgren	3115	6821	750MHz~18GHz	Feb. 03, 2023	Feb. 02, 2024	Radiation (03CH03-CB)
Horn Antenna	Schwarzbeck	BBHA 9170	BBHA9170252	15GHz ~ 40GHz	Aug. 22, 2022	Aug. 21, 2023	Radiation (03CH03-CB)
Pre-Amplifier	Agilent	8449B	3008A02097	1GHz ~ 26.5GHz	Jul. 01, 2022	Jun. 30, 2023	Radiation (03CH03-CB)



Instrument	Brand	Model No.	Serial No.	Characteristics	Calibration Date	Calibration Due Date	Remark
Pre-Amplifier	SGH	SGH184	20221107-3	18GHz ~ 40GHz	Nov. 16, 2022	Nov. 15, 2023	Radiation (03CH03-CB)
Spectrum Analyzer	R&S	FSP40	100019	9kHz ~ 40GHz	Jun. 10, 2022	Jun. 09, 2023	Radiation (03CH03-CB)
RF Cable-high	Woken	RG402	High Cable-20+29	1GHz ~ 18GHz	Oct. 03, 2022	Oct. 02, 2023	Radiation (03CH03-CB)
RF Cable-high	Woken	RG402	High Cable-29	1GHz ~ 18GHz	Oct. 03, 2022	Oct. 02, 2023	Radiation (03CH03-CB)
High Cable	Woken	WCA0929M	40G#5+6	1GHz ~ 40 GHz	Dec. 07, 2022	Dec. 06, 2023	Radiation (03CH03-CB)
High Cable	Woken	WCA0929M	40G#5	1GHz ~ 40 GHz	Dec. 07, 2022	Dec. 06, 2023	Radiation (03CH03-CB)
High Cable	Woken	WCA0929M	40G#6	1GHz ~ 40 GHz	Dec. 07, 2022	Dec. 06, 2023	Radiation (03CH03-CB)
Test Software	SPORTON	SENSE	V5.10	-	N.C.R.	N.C.R.	Radiation (03CH03-CB)
Signal Analyzer	R&S	FSV40	101903	9kHz ~ 40GHz	May 27, 2022	May 26, 2023	Conducted (TH03-CB)
Power Sensor	Anritsu	MA2411B	1726195	300MHz~40GHz	Sep. 04, 2022	Sep. 03, 2023	Conducted (TH03-CB)
Power Meter	Anritsu	ML2495A	1035008	300MHz~40GHz	Sep. 04, 2022	Sep. 03, 2023	Conducted (TH03-CB)
RF Cable-high	Woken	RG402	High Cable-11	1 GHz ~18 GHz	Oct. 03, 2022	Oct. 02, 2023	Conducted (TH03-CB)
RF Cable-high	Woken	RG402	High Cable-12	1 GHz ~18 GHz	Oct. 03, 2022	Oct. 02, 2023	Conducted (TH03-CB)
RF Cable-high	Woken	RG402	High Cable-13	1 GHz ~18 GHz	Oct. 03, 2022	Oct. 02, 2023	Conducted (TH03-CB)
RF Cable-high	Woken	RG402	High Cable-14	1 GHz ~18 GHz	Oct. 03, 2022	Oct. 02, 2023	Conducted (TH03-CB)
RF Cable-high	Woken	RG402	High Cable-15	1 GHz ~18 GHz	Oct. 03, 2022	Oct. 02, 2023	Conducted (TH03-CB)
Switch	SPTCB	SP-SWI	SWI-03	1 GHz ~26.5 GHz	Oct. 04, 2022	Oct. 03, 2023	Conducted (TH03-CB)
Band Rejector	MTJ	6G Band Rejector	CB6G-BRJ-01	1GHz ~ 7.4GHz	Oct. 04, 2022	Oct. 03, 2023	Conducted (TH03-CB)
Band Rejector	MTJ	6G Band Rejector	CB6G-BRJ-02	1GHz ~ 8GHz	Oct. 04, 2022	Oct. 03, 2023	Conducted (TH03-CB)
Test Software	SPORTON	SENSE	V5.10	-	N.C.R.	N.C.R.	Conducted (TH03-CB)
Spectrum Analyzer	R&S	FSV40	101025	9kHz ~ 40GHz	Oct. 28, 2022	Oct. 27, 2023	Conducted (DF02-CB)
Signal generator	R&S	SMB100A	181239	1MHz-40GHz	Dec. 30, 2022	Dec. 29, 2023	Conducted (DF02-CB)



Instrument	Brand	Model No.	Serial No.	Characteristics	Calibration Date	Calibration Due Date	Remark
Vector Signal generator	R&S	SMW200A	109426	100kHz- 7.5GHz	Dec. 29, 2022	Dec. 28, 2023	Conducted (DF02-CB)
RF Power Divider	STI	2 Way	DV-2way -05	1GHz ~ 8GHz	Oct. 04, 2022	Oct. 03, 2023	Conducted (DF02-CB)
RF Power Divider	STI	2 Way	DV-2way -06	1GHz ~ 8GHz	Oct. 04, 2022	Oct. 03, 2023	Conducted (DF02-CB)
RF Power Divider	STI	2 Way	DV-2way -07	1GHz ~ 8GHz	Oct. 04, 2022	Oct. 03, 2023	Conducted (DF02-CB)
RF Power Divider	STI	2 Way	DV-2way -08	1GHz ~ 8GHz	Oct. 04, 2022	Oct. 03, 2023	Conducted (DF02-CB)
RF Power Divider	Titan	2 Way	DV-2way -12	2GHz ~ 8GHz	Apr. 28, 2023	Apr. 27, 2024	Conducted (DF02-CB)
RF Power Divider	Titan	2 Way	DV-2way -13	2GHz ~ 8GHz	Apr. 28, 2023	Apr. 27, 2024	Conducted (DF02-CB)
RF Power Divider	Titan	2 Way	DV-2way -14	2GHz ~ 8GHz	Apr. 28, 2023	Apr. 27, 2024	Conducted (DF02-CB)
RF Cable-high	Woken	RG402	High Cable-06	1 GHz – 18 GHz	Oct. 03, 2022	Oct. 02, 2023	Conducted (DF02-CB)
RF Cable-high	Woken	RG402	High Cable-07	1 GHz – 18 GHz	Oct. 03, 2022	Oct. 02, 2023	Conducted (DF02-CB)
RF Cable-high	Woken	RG402	High Cable-08	1 GHz – 18 GHz	Oct. 03, 2022	Oct. 02, 2023	Conducted (DF02-CB)
RF Cable-high	Woken	RG402	High Cable-09	1 GHz – 18 GHz	Oct. 03, 2022	Oct. 02, 2023	Conducted (DF02-CB)
RF Cable-high	Woken	RG402	High Cable-10	1 GHz – 18 GHz	Oct. 03, 2022	Oct. 02, 2023	Conducted (DF02-CB)
RF Cable-high	Woken	RG402	High Cable-30	1 GHz – 18 GHz	Oct. 03, 2022	Oct. 02, 2023	Conducted (DF02-CB)

Note: Calibration Interval of instruments listed above is one year.

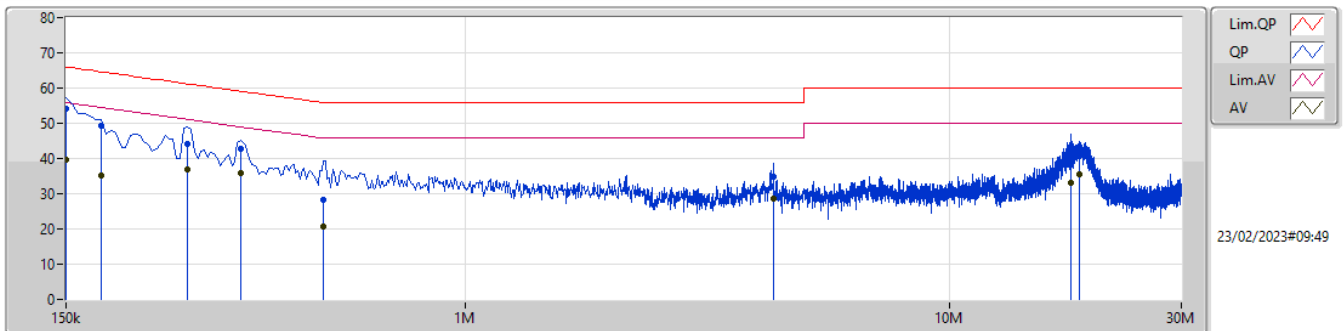
NCR means Non-Calibration required.



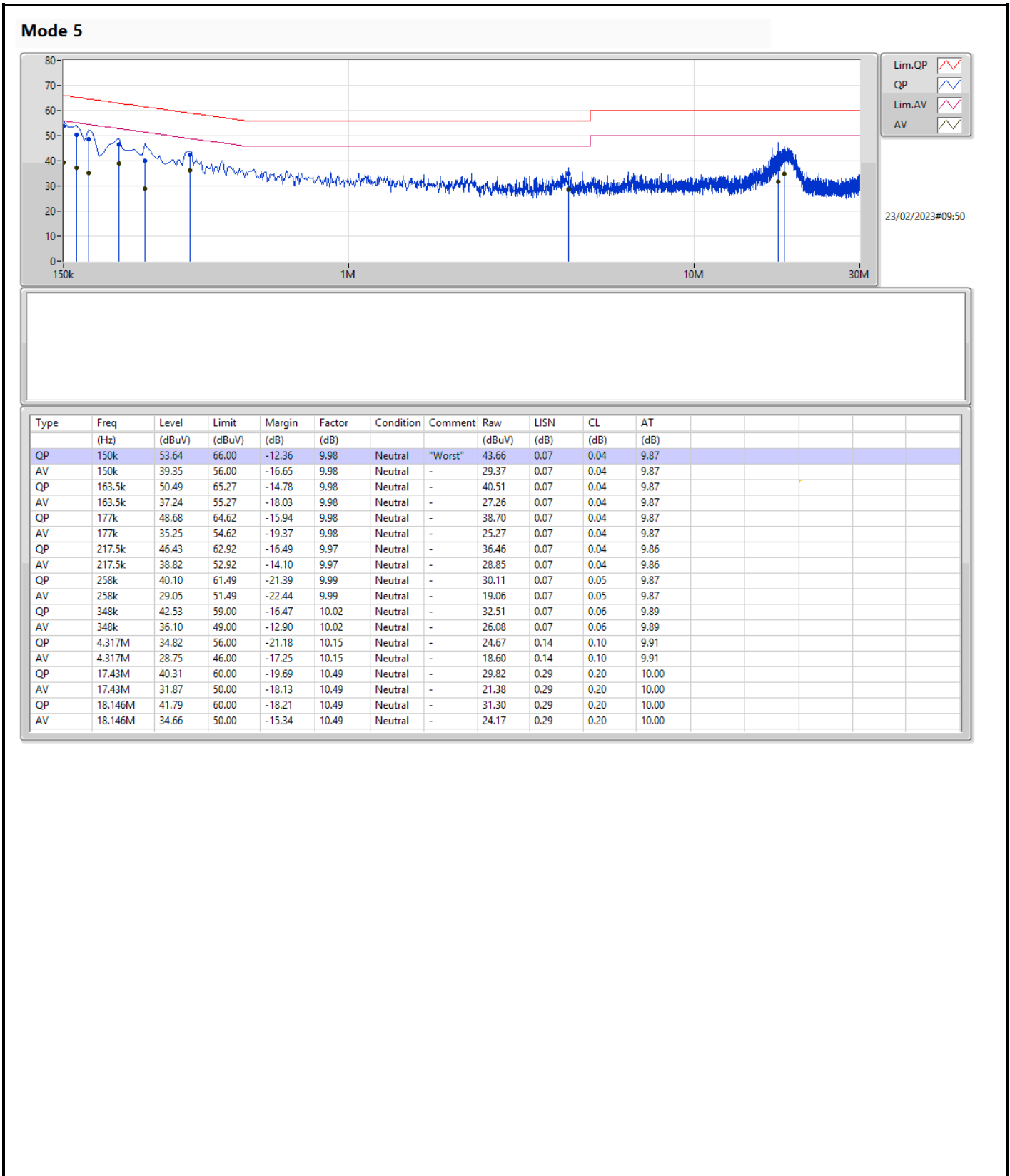
Summary

Mode	Result	Type	Freq (Hz)	Level (dBuV)	Limit (dBuV)	Margin (dB)	Condition
Mode 5	Pass	QP	150k	54.20	66.00	-11.80	Line

Mode 5



Type	Freq (Hz)	Level (dBuV)	Limit (dBuV)	Margin (dB)	Factor (dB)	Condition	Comment	Raw (dBuV)	LISN (dB)	CL (dB)	AT (dB)
QP	150k	54.20	66.00	-11.80	9.97	Line	"Worst"	44.23	0.06	0.04	9.87
AV	150k	39.64	56.00	-16.36	9.97	Line	-	29.67	0.06	0.04	9.87
QP	177k	49.19	64.62	-15.43	9.97	Line	-	39.22	0.06	0.04	9.87
AV	177k	35.26	54.62	-19.36	9.97	Line	-	25.29	0.06	0.04	9.87
QP	267k	44.02	61.20	-17.18	9.99	Line	-	34.03	0.06	0.05	9.88
AV	267k	36.78	51.20	-14.42	9.99	Line	-	26.79	0.06	0.05	9.88
QP	343.5k	42.62	59.12	-16.50	10.01	Line	-	32.61	0.06	0.06	9.89
AV	343.5k	35.97	49.12	-13.15	10.01	Line	-	25.96	0.06	0.06	9.89
QP	510k	28.21	56.00	-27.79	10.01	Line	-	18.20	0.06	0.05	9.90
AV	510k	20.84	46.00	-25.16	10.01	Line	-	10.83	0.06	0.05	9.90
QP	4.317M	34.83	56.00	-21.17	10.14	Line	-	24.69	0.13	0.10	9.91
AV	4.317M	28.76	46.00	-17.24	10.14	Line	-	18.62	0.13	0.10	9.91
QP	17.759M	41.07	60.00	-18.93	10.49	Line	-	30.58	0.29	0.20	10.00
AV	17.759M	32.99	50.00	-17.01	10.49	Line	-	22.50	0.29	0.20	10.00
QP	18.492M	42.37	60.00	-17.63	10.50	Line	-	31.87	0.29	0.21	10.00
AV	18.492M	35.47	50.00	-14.53	10.50	Line	-	24.97	0.29	0.21	10.00



Summary

Mode	Max-N dB (Hz)	Max-OBW (Hz)	ITU-Code	Min-N dB (Hz)	Min-OBW (Hz)
5.925-6.425GHz	-	-	-	-	-
802.11be EHT20-BF_Nss1,(MCS0)_2TX	23.16M	19.13M	19M1D1D	21.81M	19.071M
802.11be EHT40-BF_Nss1,(MCS0)_2TX	44.34M	38.158M	38M2D1D	43.8M	38.025M
802.11be EHT80-BF_Nss1,(MCS0)_2TX	90.84M	77.93M	77M9D1D	87.84M	77.695M
802.11be EHT160-BF_Nss1,(MCS0)_2TX	177.36M	157.358M	157MD1D	173.76M	156.727M
802.11be EHT320-BF_Nss1,(MCS0)_2TX	346.56M	316.764M	317MD1D	340.8M	315.256M
6.425-6.525GHz	-	-	-	-	-
802.11be EHT20-BF_Nss1,(MCS0)_2TX	23.22M	19.13M	19M1D1D	22.38M	19.071M
802.11be EHT40-BF_Nss1,(MCS0)_2TX	45.18M	38.142M	38M1D1D	43.68M	38.081M
802.11be EHT80-BF_Nss1,(MCS0)_2TX	91.44M	77.93M	77M9D1D	89.16M	77.812M
802.11be EHT160-BF_Nss1,(MCS0)_2TX	175.44M	157.198M	157MD1D	174M	156.997M
802.11be EHT320-BF_Nss1,(MCS0)_2TX	344.16M	316.259M	316MD1D	342.72M	316.052M
6.525-6.875GHz	-	-	-	-	-
802.11be EHT20-BF_Nss1,(MCS0)_2TX	23.22M	19.13M	19M1D1D	22.68M	19.071M
802.11be EHT40-BF_Nss1,(MCS0)_2TX	45.18M	38.142M	38M1D1D	43.02M	38.025M
802.11be EHT80-BF_Nss1,(MCS0)_2TX	91.32M	77.961M	78M0D1D	89.28M	77.695M
802.11be EHT160-BF_Nss1,(MCS0)_2TX	208.32M	157.919M	158MD1D	174.24M	157.014M
802.11be EHT320-BF_Nss1,(MCS0)_2TX	344.64M	316.514M	317MD1D	341.76M	315.679M
6.875-7.125GHz	-	-	-	-	-
802.11be EHT20-BF_Nss1,(MCS0)_2TX	23.13M	19.1M	19M1D1D	22.74M	19.042M
802.11be EHT40-BF_Nss1,(MCS0)_2TX	44.64M	38.142M	38M1D1D	43.14M	38.057M
802.11be EHT80-BF_Nss1,(MCS0)_2TX	89.76M	77.93M	77M9D1D	88.2M	77.695M
802.11be EHT160-BF_Nss1,(MCS0)_2TX	175.92M	157.424M	157MD1D	173.52M	157.241M

Max-N dB = Maximum 6dB down bandwidth for 5.725-5.85GHz band / Maximum 26dB down bandwidth for other band;
 Max-OBW = Maximum 99% occupied bandwidth;
 Min-N dB = Minimum 6dB down bandwidth for 5.725-5.85GHz band / Maximum 26dB down bandwidth for other band;
 Min-OBW = Minimum 99% occupied bandwidth

Result

Mode	Result	Limit (Hz)	Port 1-N dB (Hz)	Port 1-OBW (Hz)	Port 2-N dB (Hz)	Port 2-OBW (Hz)
802.11be EHT20-BF_Nss1,(MCS0)_2TX	-	-	-	-	-	-
5955MHz	Pass	Inf	21.81M	19.087M	23.16M	19.104M
6175MHz	Pass	Inf	22.71M	19.071M	22.62M	19.13M
6415MHz	Pass	Inf	22.89M	19.071M	22.89M	19.071M
6435MHz	Pass	Inf	23.13M	19.1M	22.71M	19.13M
6475MHz	Pass	Inf	23.01M	19.071M	23.22M	19.1M
6515MHz	Pass	Inf	22.68M	19.071M	22.38M	19.1M
6535MHz	Pass	Inf	22.98M	19.1M	22.92M	19.13M
6695MHz	Pass	Inf	23.01M	19.1M	22.83M	19.1M
6855MHz	Pass	Inf	23.22M	19.1M	22.68M	19.071M
6875MHz Straddle 6.525-6.875GHz	Pass	Inf	22.98M	19.1M	23.055M	19.085M
6895MHz	Pass	Inf	22.86M	19.071M	23.01M	19.071M
6995MHz	Pass	Inf	23.07M	19.1M	23.13M	19.1M
7095MHz	Pass	Inf	22.86M	19.042M	22.74M	19.1M
802.11be EHT40-BF_Nss1,(MCS0)_2TX	-	-	-	-	-	-
5965MHz	Pass	Inf	43.92M	38.142M	43.8M	38.083M
6165MHz	Pass	Inf	44.28M	38.025M	43.92M	38.083M
6405MHz	Pass	Inf	43.8M	38.049M	44.34M	38.158M
6445MHz	Pass	Inf	43.68M	38.142M	44.16M	38.083M
6485MHz	Pass	Inf	44.58M	38.142M	44.4M	38.142M
6525MHz Straddle 6.425-6.525GHz	Pass	Inf	45.18M	38.081M	44.16M	38.081M
6565MHz	Pass	Inf	45M	38.085M	43.92M	38.124M
6685MHz	Pass	Inf	43.02M	38.083M	44.28M	38.083M
6845MHz	Pass	Inf	45.18M	38.142M	44.16M	38.025M
6885MHz Straddle 6.525-6.875GHz	Pass	Inf	43.68M	38.116M	44.34M	38.136M
6925MHz	Pass	Inf	44.64M	38.083M	43.92M	38.083M
7005MHz	Pass	Inf	44.16M	38.057M	44.34M	38.077M
7085MHz	Pass	Inf	43.14M	38.083M	44.4M	38.142M
802.11be EHT80-BF_Nss1,(MCS0)_2TX	-	-	-	-	-	-
5985MHz	Pass	Inf	89.52M	77.695M	87.84M	77.812M
6145MHz	Pass	Inf	89.4M	77.93M	89.28M	77.812M
6385MHz	Pass	Inf	90.84M	77.93M	89.16M	77.93M
6465MHz	Pass	Inf	89.16M	77.812M	90.12M	77.93M
6545MHz Straddle 6.425-6.525GHz	Pass	Inf	91.44M	77.841M	89.64M	77.841M
6625MHz	Pass	Inf	91.32M	77.93M	89.28M	77.812M
6705MHz	Pass	Inf	90.36M	77.93M	90.36M	77.93M
6785MHz	Pass	Inf	90.72M	77.812M	90.6M	77.695M
6865MHz Straddle 6.525-6.875GHz	Pass	Inf	90.48M	77.961M	89.76M	77.841M
6945MHz	Pass	Inf	89.76M	77.93M	89.76M	77.93M
7025MHz	Pass	Inf	88.92M	77.695M	88.2M	77.695M
802.11be EHT160-BF_Nss1,(MCS0)_2TX	-	-	-	-	-	-
6025MHz	Pass	Inf	174.96M	157.079M	175.44M	156.727M
6185MHz	Pass	Inf	175.2M	157.201M	173.76M	156.768M
6345MHz	Pass	Inf	177.36M	157.358M	174.96M	156.972M
6505MHz Straddle 6.425-6.525GHz	Pass	Inf	175.44M	157.198M	174M	156.997M
6665MHz	Pass	Inf	206.4M	157.919M	208.32M	157.858M

Mode	Result	Limit (Hz)	Port 1-N dB (Hz)	Port 1-OBW (Hz)	Port 2-N dB (Hz)	Port 2-OBW (Hz)
6825MHz Straddle 6.525-6.875GHz	Pass	Inf	174.24M	157.308M	174.72M	157.014M
6985MHz	Pass	Inf	175.92M	157.241M	173.52M	157.424M
802.11be EHT320-BF_Nss1,(MCS0)_2TX	-	-	-	-	-	-
6105MHz	Pass	Inf	340.8M	316.169M	340.8M	315.256M
6265MHz	Pass	Inf	346.56M	316.764M	343.68M	316.033M
6425MHz Straddle 5.925-6.425GHz	Pass	Inf	342.72M	316.518M	344.16M	315.98M
6585MHz	Pass	Inf	344.16M	316.259M	342.72M	316.052M
6745MHz	Pass	Inf	344.64M	316.029M	341.76M	315.679M
6905MHz Straddle 6.525-6.875GHz	Pass	Inf	343.68M	316.514M	341.76M	316.498M

Port X-N dB = Port X 6dB down bandwidth for 5.725-5.85GHz band / 26dB down bandwidth for other band

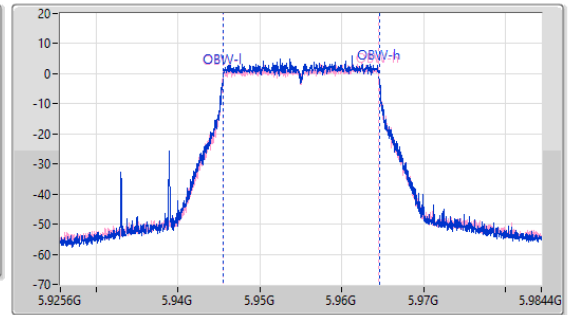
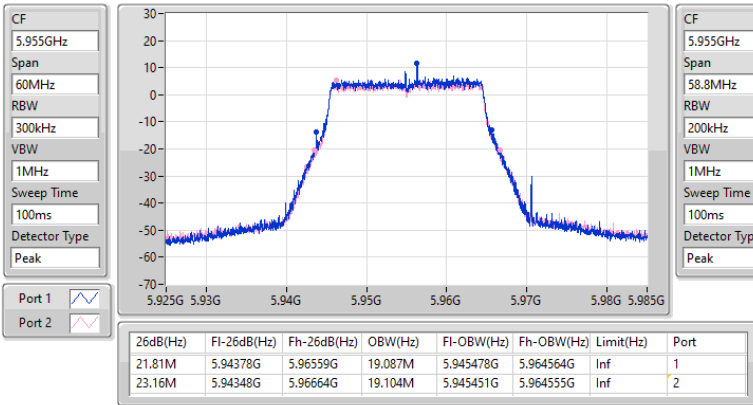
Port X-OBW = Port X 99% occupied bandwidth

5.925-6.425GHz_802.11be EHT20-BF_Nss1,(MCS0)_2TX

EBW

5955MHz

01/03/2023

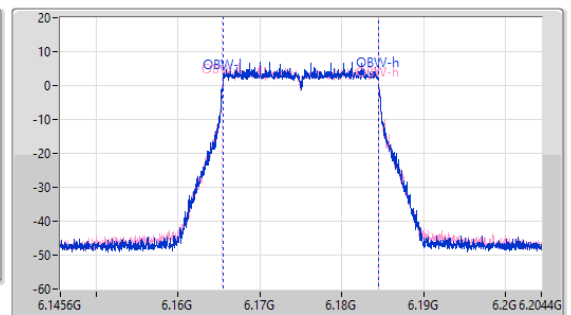
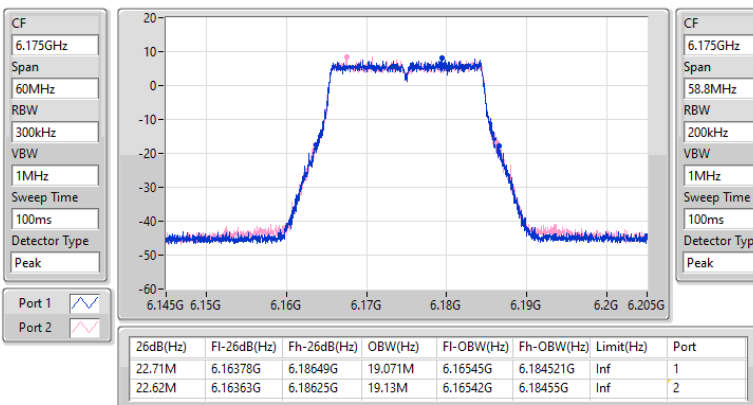


5.925-6.425GHz_802.11be EHT20-BF_Nss1,(MCS0)_2TX

EBW

6175MHz

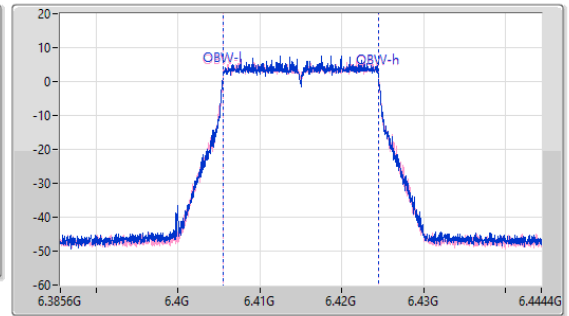
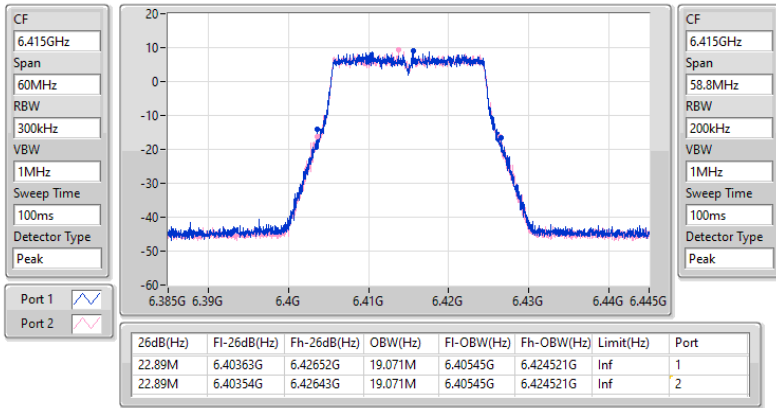
16/12/2022



5.925-6.425GHz_802.11be EHT20-BF_Nss1,(MCS0)_2TX
6415MHz

EBW

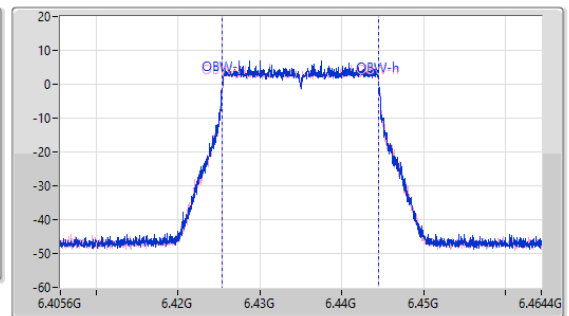
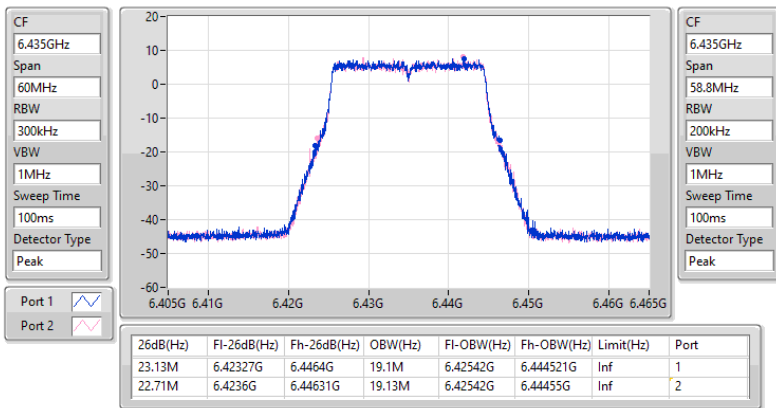
16/12/2022



6.425-6.525GHz_802.11be EHT20-BF_Nss1,(MCS0)_2TX
6435MHz

EBW

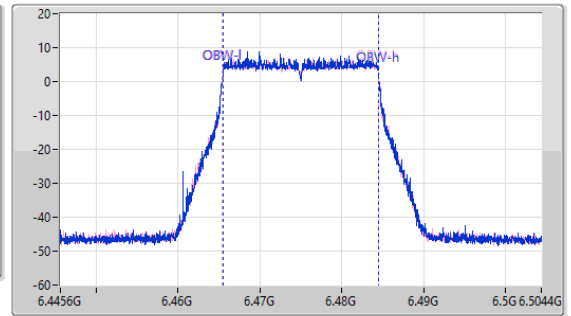
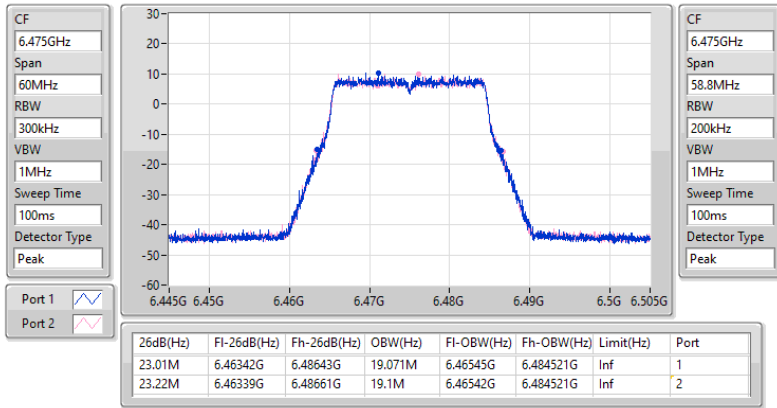
16/12/2022



6.425-6.525GHz_802.11be EHT20-BF_Nss1,(MCS0)_2TX
6475MHz

EBW

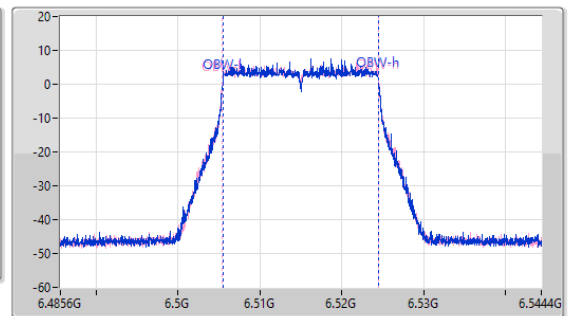
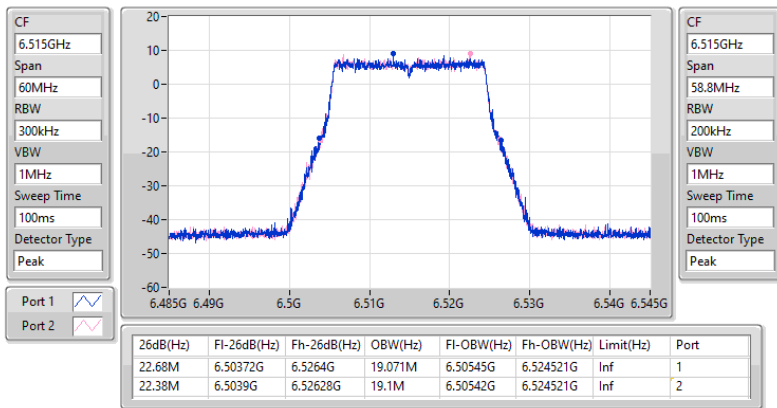
16/12/2022



6.425-6.525GHz_802.11be EHT20-BF_Nss1,(MCS0)_2TX
6515MHz

EBW

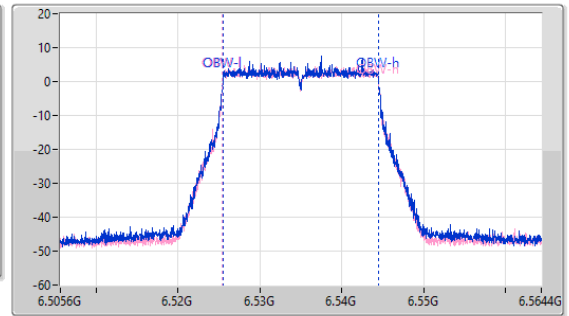
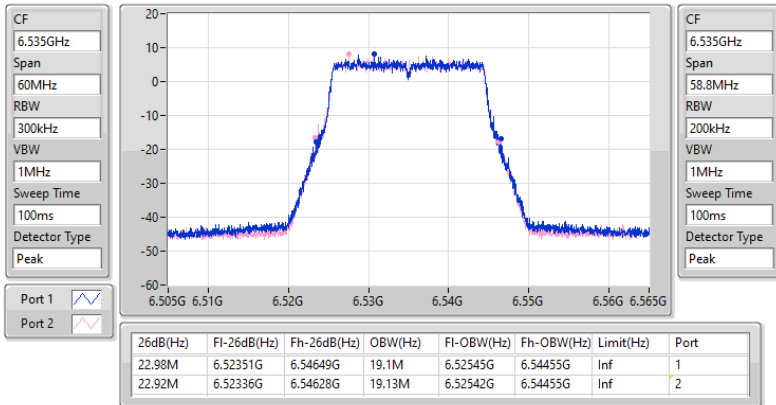
16/12/2022



6.525-6.875GHz_802.11be EHT20-BF_Nss1,(MCS0)_2TX
6535MHz

EBW

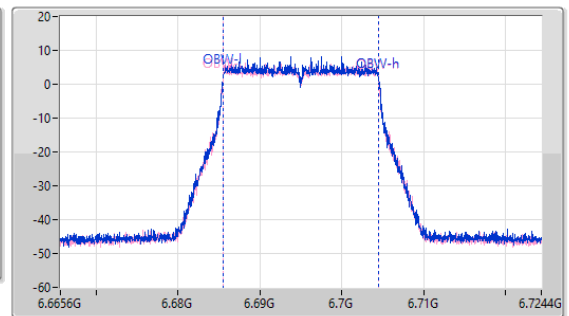
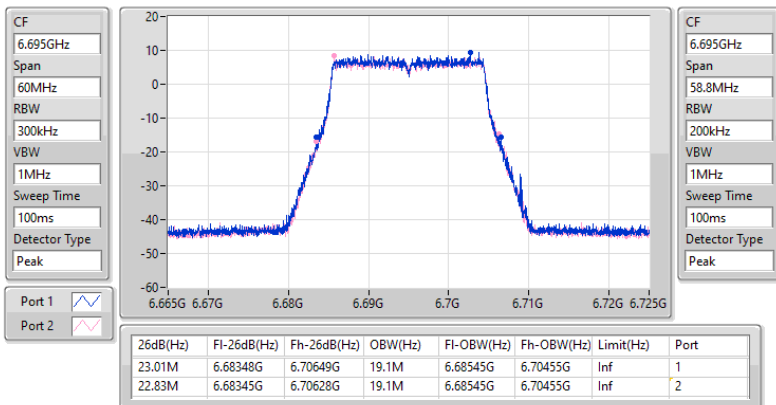
16/12/2022



6.525-6.875GHz_802.11be EHT20-BF_Nss1,(MCS0)_2TX
6695MHz

EBW

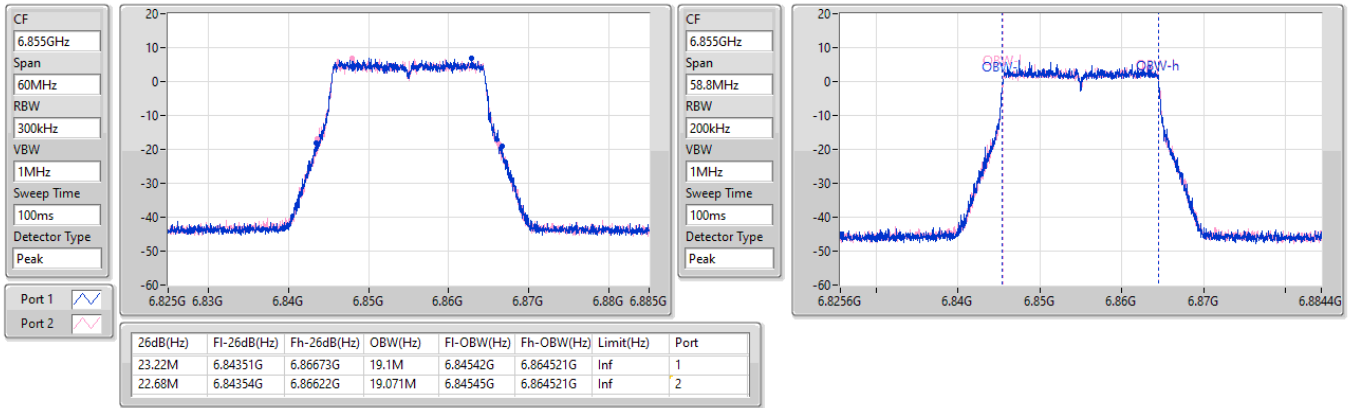
16/12/2022



6.525-6.875GHz_802.11be EHT20-BF_Nss1,(MCS0)_2TX
6855MHz

EBW

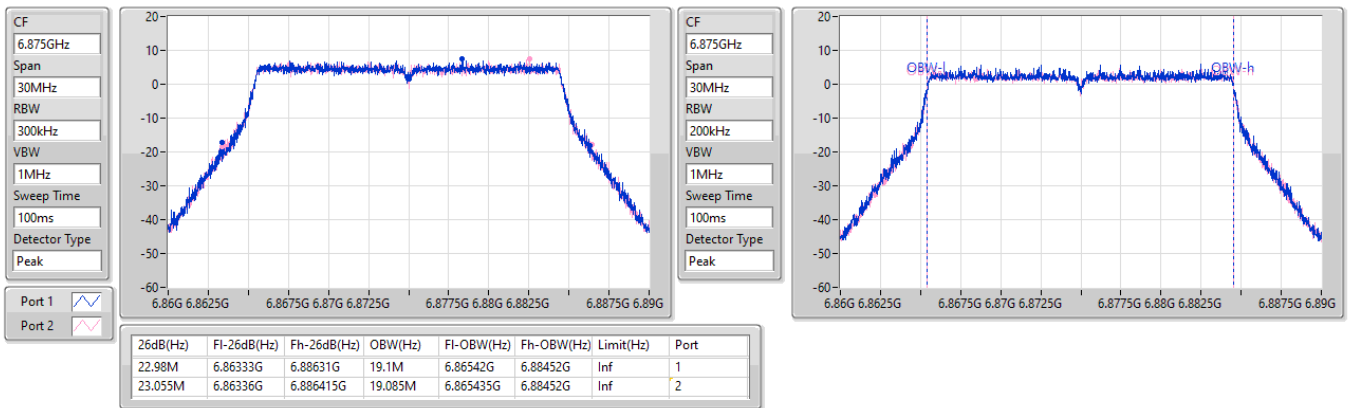
16/12/2022



6.525-6.875GHz_802.11be EHT20-BF_Nss1,(MCS0)_2TX
6875MHz Straddle 6.525-6.875GHz

EBW

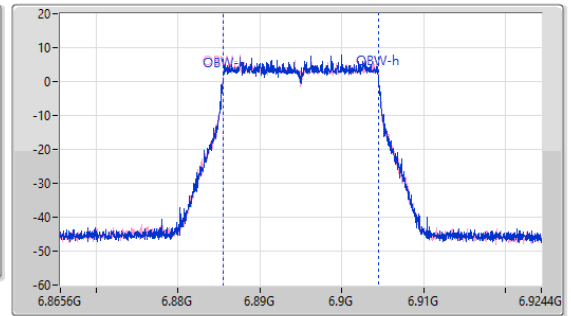
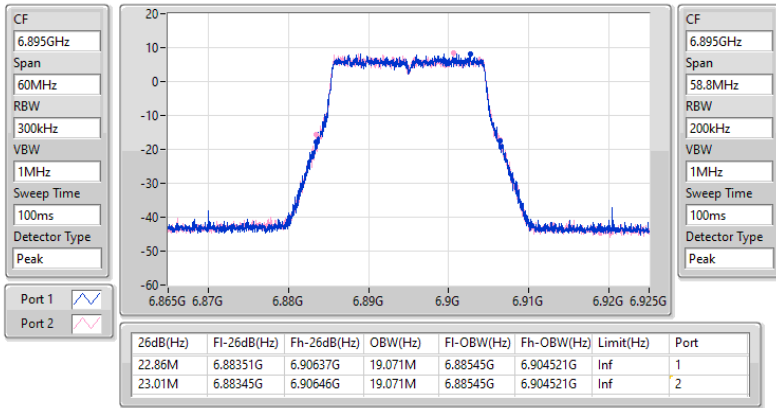
16/12/2022



6.875-7.125GHz_802.11be EHT20-BF_Nss1,(MCS0)_2TX
6895MHz

EBW

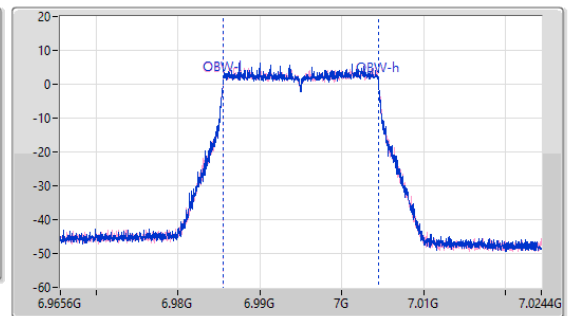
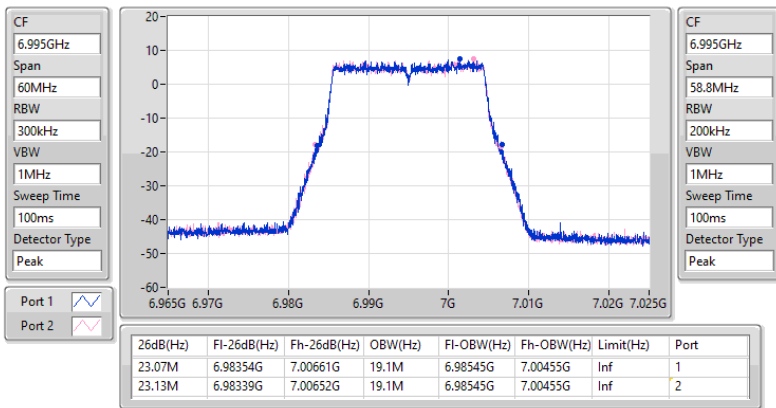
16/12/2022



6.875-7.125GHz_802.11be EHT20-BF_Nss1,(MCS0)_2TX
6995MHz

EBW

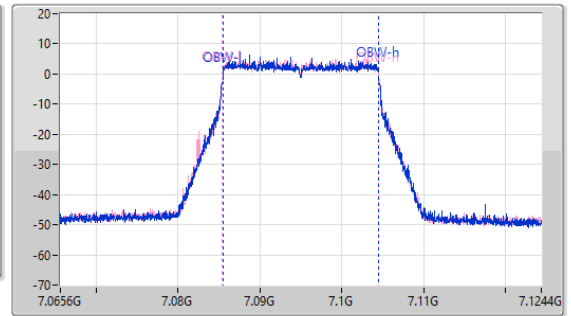
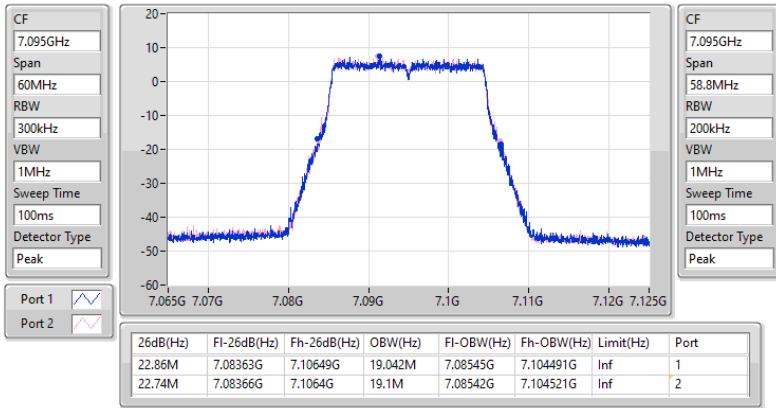
16/12/2022



6.875-7.125GHz_802.11be EHT20-BF_Nss1,(MCS0)_2TX
7095MHz

EBW

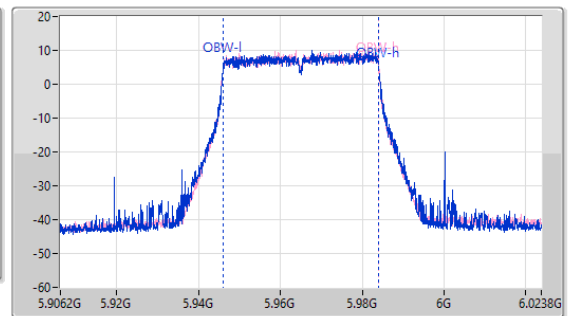
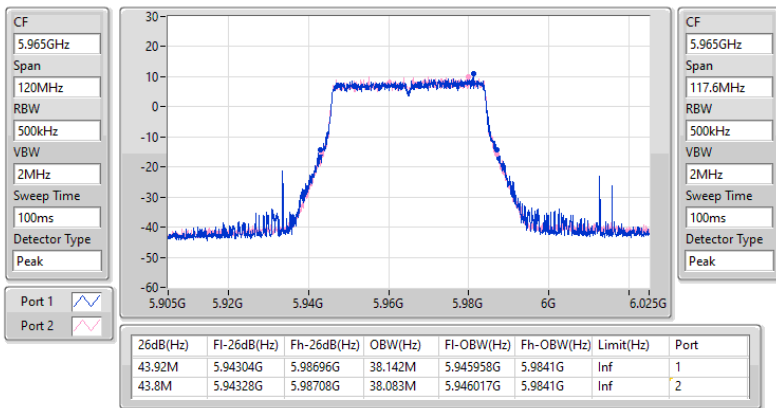
16/12/2022



5.925-6.425GHz_802.11be EHT40-BF_Nss1,(MCS0)_2TX
5965MHz

EBW

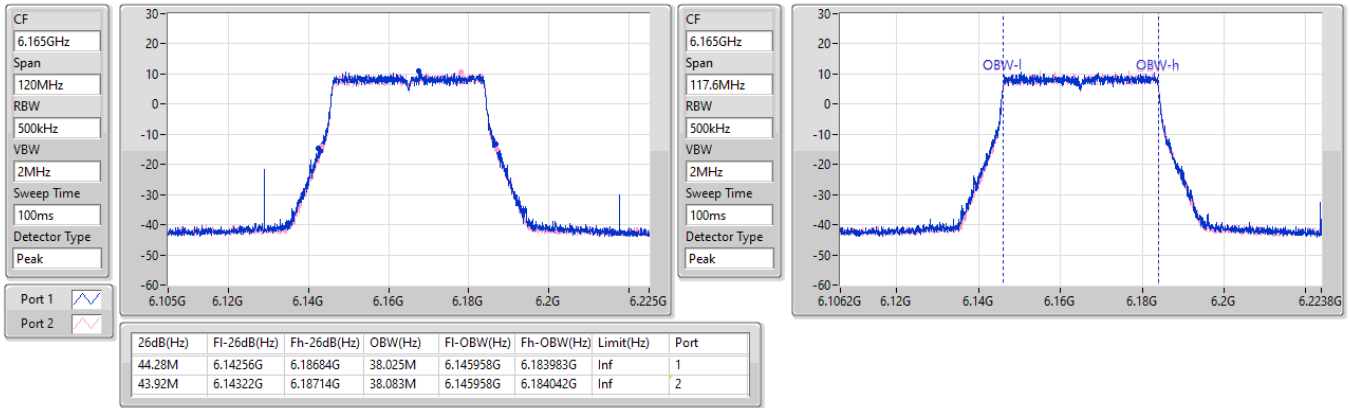
16/12/2022



5.925-6.425GHz_802.11be EHT40-BF_Nss1,(MCS0)_2TX
6165MHz

EBW

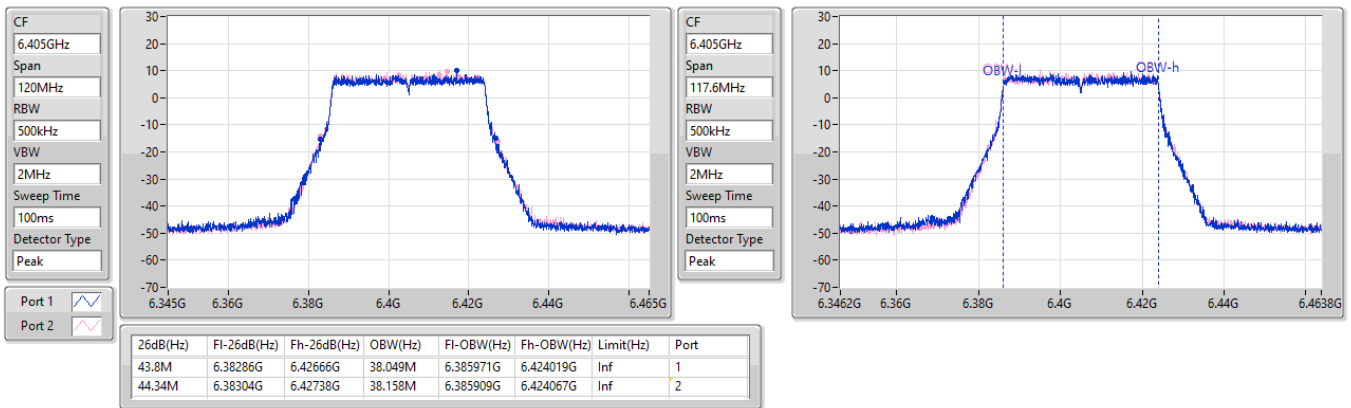
16/12/2022



5.925-6.425GHz_802.11be EHT40-BF_Nss1,(MCS0)_2TX
6405MHz

EBW

02/03/2023

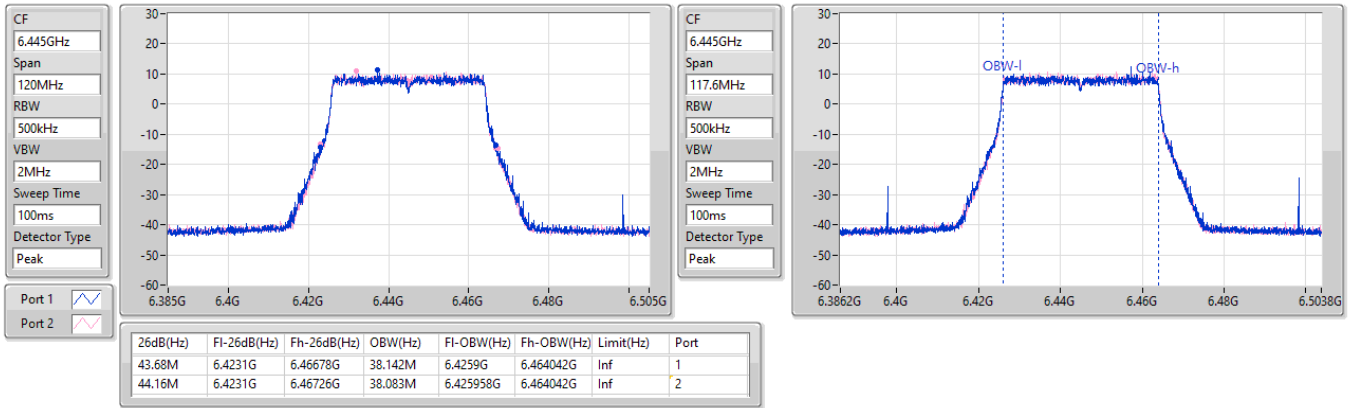


6.425-6.525GHz_802.11be EHT40-BF_Nss1,(MCS0)_2TX

EBW

6445MHz

16/12/2022

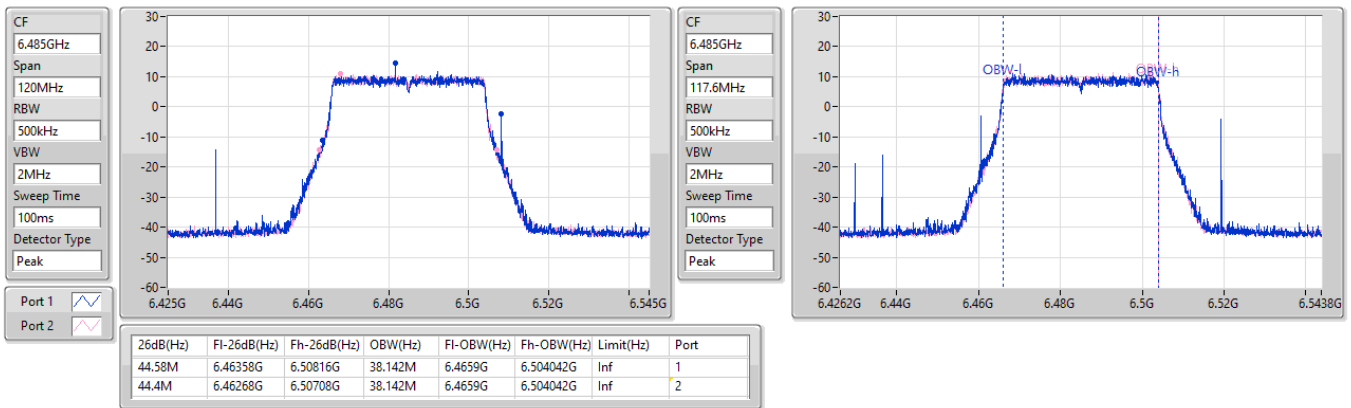


6.425-6.525GHz_802.11be EHT40-BF_Nss1,(MCS0)_2TX

EBW

6485MHz

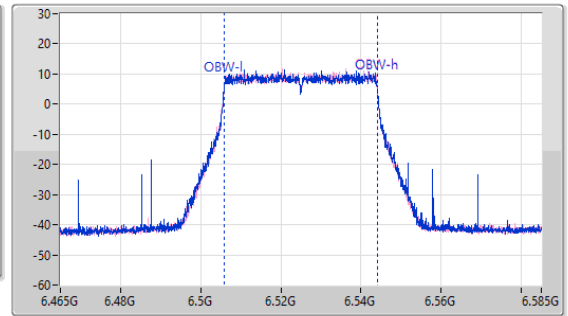
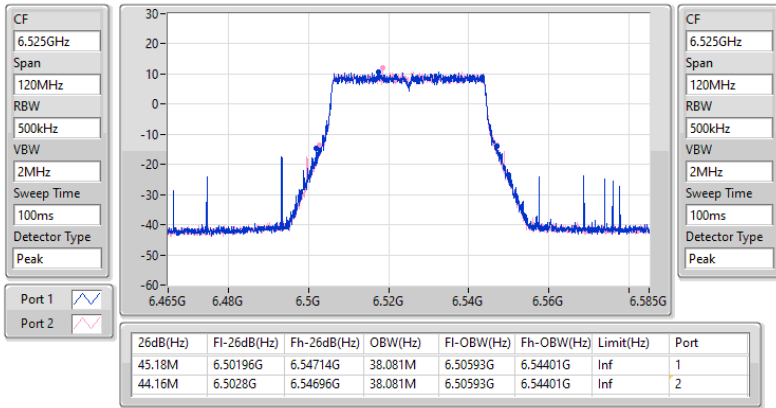
16/12/2022



6.425-6.525GHz_802.11be EHT40-BF_Nss1,(MCS0)_2TX
6525MHz Straddle 6.425-6.525GHz

EBW

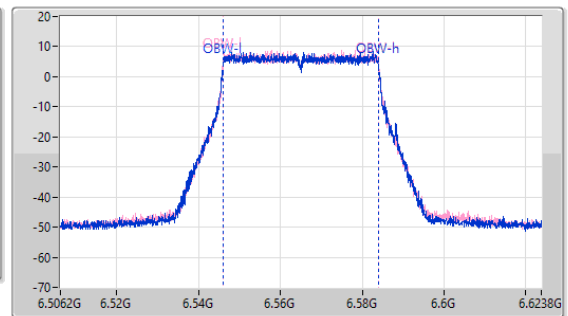
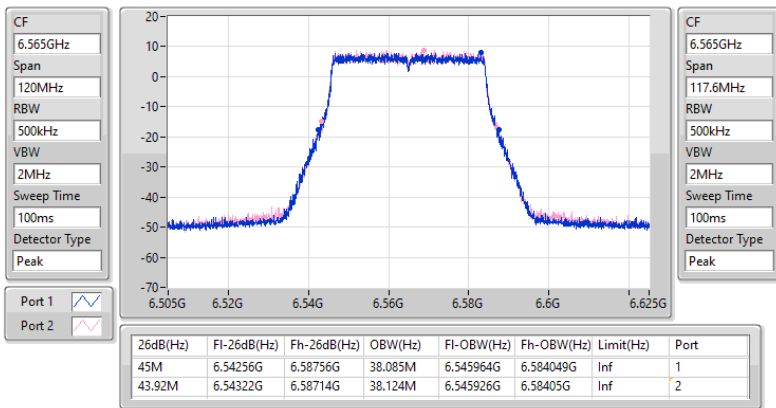
16/12/2022



6.525-6.875GHz_802.11be EHT40-BF_Nss1,(MCS0)_2TX
6565MHz

EBW

02/03/2023

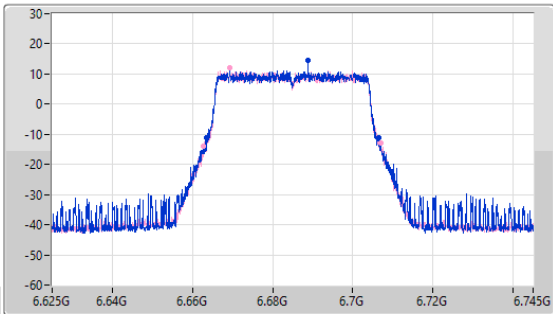


6.525-6.875GHz_802.11be EHT40-BF_Nss1,(MCS0)_2TX
6685MHz

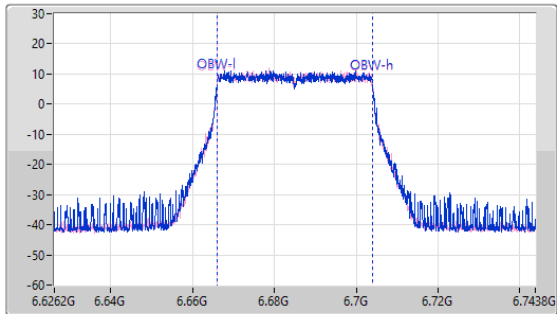
EBW

16/12/2022

CF
6.685GHz
Span
120MHz
RBW
500kHz
VBW
2MHz
Sweep Time
100ms
Detector Type
Peak



CF
6.685GHz
Span
117.6MHz
RBW
500kHz
VBW
2MHz
Sweep Time
100ms
Detector Type
Peak



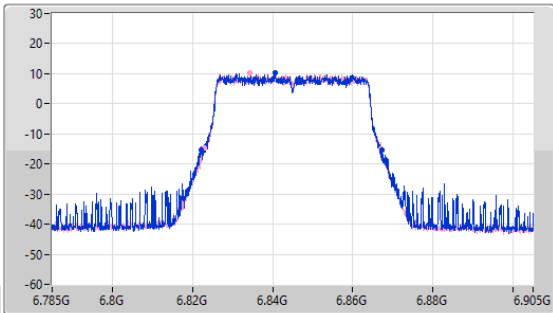
26dB(Hz)	Fl-26dB(Hz)	Fh-26dB(Hz)	OBW(Hz)	Fl-OBW(Hz)	Fh-OBW(Hz)	Limit(Hz)	Port
43.02M	6.66346G	6.70648G	38.083M	6.665958G	6.704042G	Inf	1
44.28M	6.66274G	6.70702G	38.083M	6.665958G	6.704042G	Inf	2

6.525-6.875GHz_802.11be EHT40-BF_Nss1,(MCS0)_2TX
6845MHz

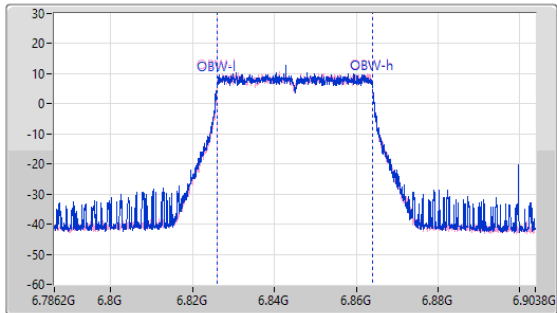
EBW

16/12/2022

CF
6.845GHz
Span
120MHz
RBW
500kHz
VBW
2MHz
Sweep Time
100ms
Detector Type
Peak



CF
6.845GHz
Span
117.6MHz
RBW
500kHz
VBW
2MHz
Sweep Time
100ms
Detector Type
Peak

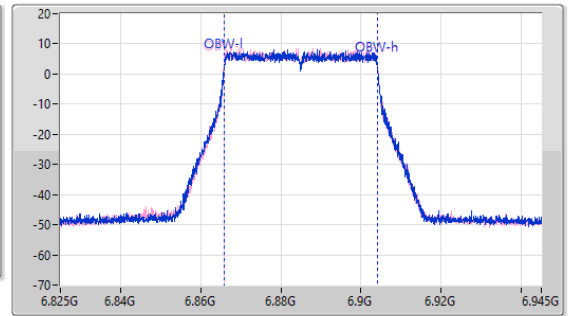
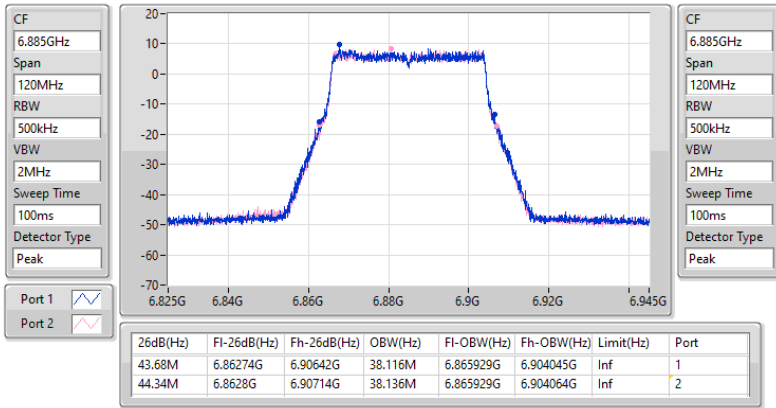


26dB(Hz)	Fl-26dB(Hz)	Fh-26dB(Hz)	OBW(Hz)	Fl-OBW(Hz)	Fh-OBW(Hz)	Limit(Hz)	Port
45.18M	6.82214G	6.86732G	38.142M	6.8259G	6.864042G	Inf	1
44.16M	6.82286G	6.86702G	38.025M	6.825958G	6.863983G	Inf	2

6.525-6.875GHz_802.11be EHT40-BF_Nss1,(MCS0)_2TX
6885MHz Straddle 6.525-6.875GHz

EBW

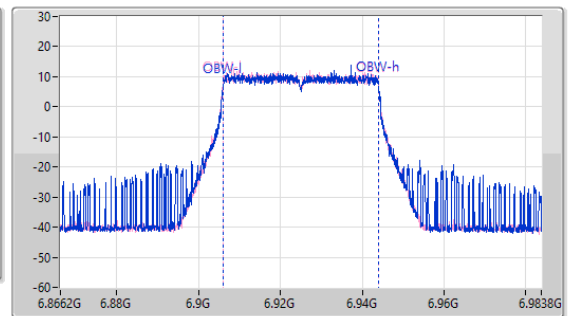
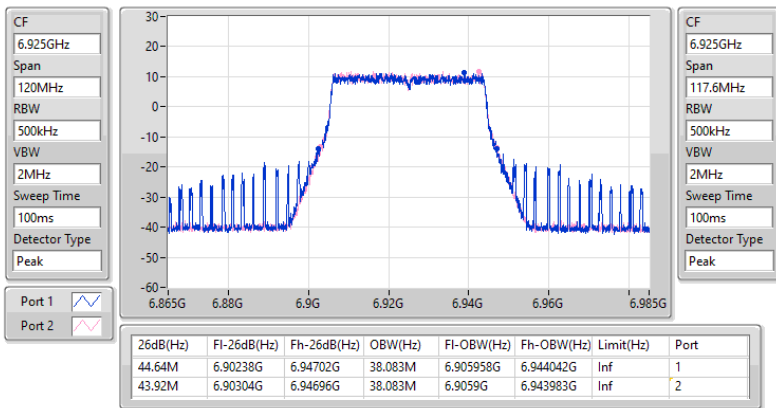
02/03/2023



6.875-7.125GHz_802.11be EHT40-BF_Nss1,(MCS0)_2TX
6925MHz

EBW

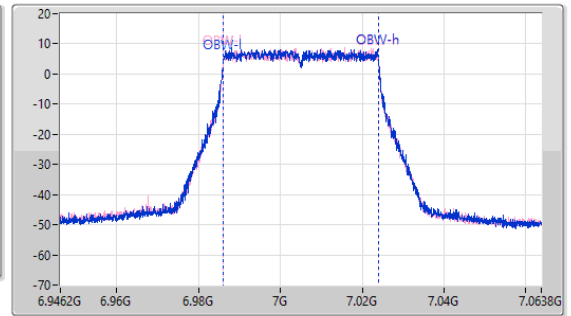
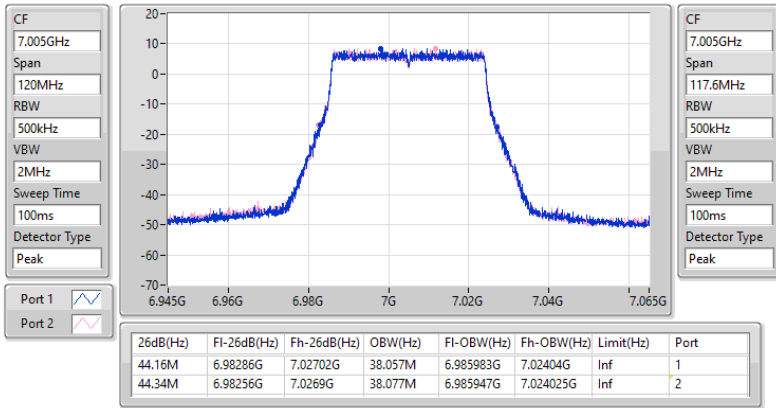
16/12/2022



6.875-7.125GHz_802.11be EHT40-BF_Nss1,(MCS0)_2TX
7005MHz

EBW

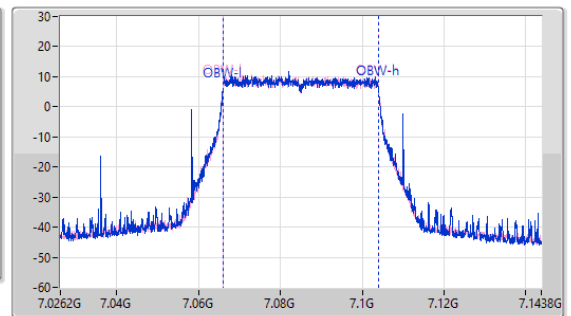
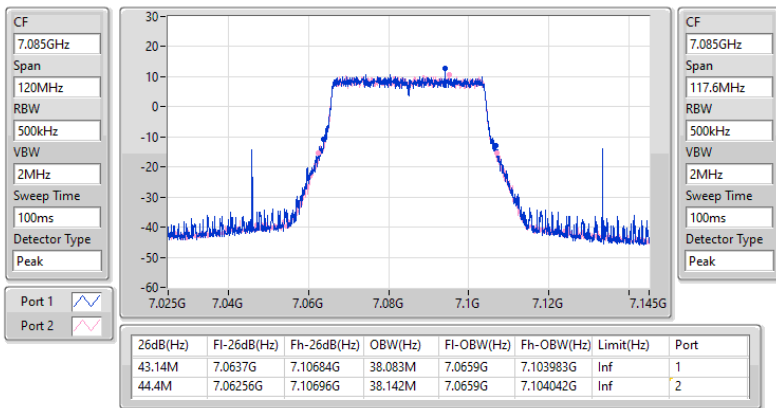
02/03/2023



6.875-7.125GHz_802.11be EHT40-BF_Nss1,(MCS0)_2TX
7085MHz

EBW

16/12/2022

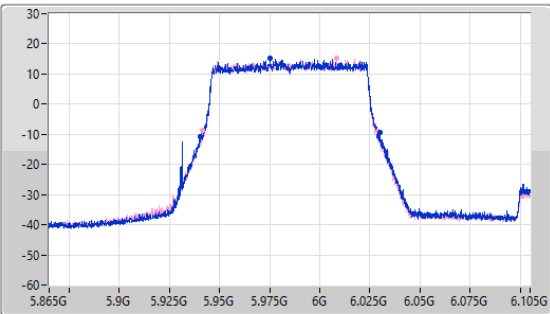


5.925-6.425GHz_802.11be EHT80-BF_Nss1,(MCS0)_2TX
5985MHz

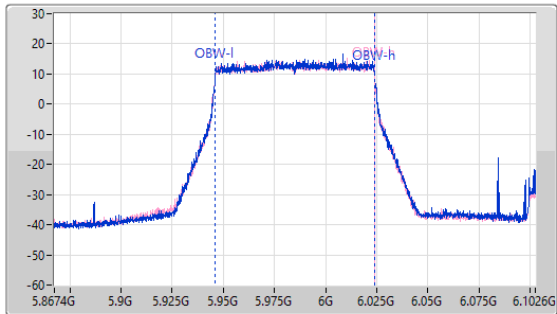
EBW

16/12/2022

CF
5.985GHz
Span
240MHz
RBW
1MHz
VBW
3MHz
Sweep Time
100ms
Detector Type
Peak



CF
5.985GHz
Span
235.2MHz
RBW
1MHz
VBW
3MHz
Sweep Time
100ms
Detector Type
Peak



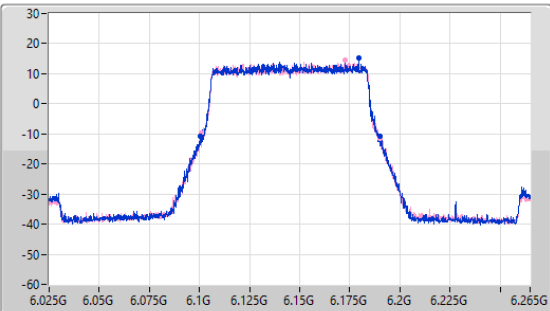
26dB(Hz)	Fl-26dB(Hz)	Fh-26dB(Hz)	OBW(Hz)	Fl-OBW(Hz)	Fh-OBW(Hz)	Limit(Hz)	Port
89.52M	5.94048G	6.03G	77.695M	5.946211G	6.023906G	Inf	1
87.84M	5.94144G	6.02928G	77.812M	5.946211G	6.024024G	Inf	2

5.925-6.425GHz_802.11be EHT80-BF_Nss1,(MCS0)_2TX
6145MHz

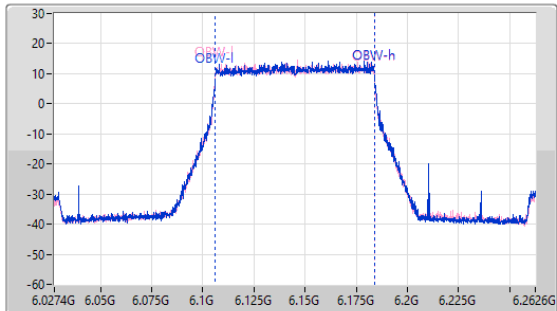
EBW

16/12/2022

CF
6.145GHz
Span
240MHz
RBW
1MHz
VBW
3MHz
Sweep Time
100ms
Detector Type
Peak



CF
6.145GHz
Span
235.2MHz
RBW
1MHz
VBW
3MHz
Sweep Time
100ms
Detector Type
Peak

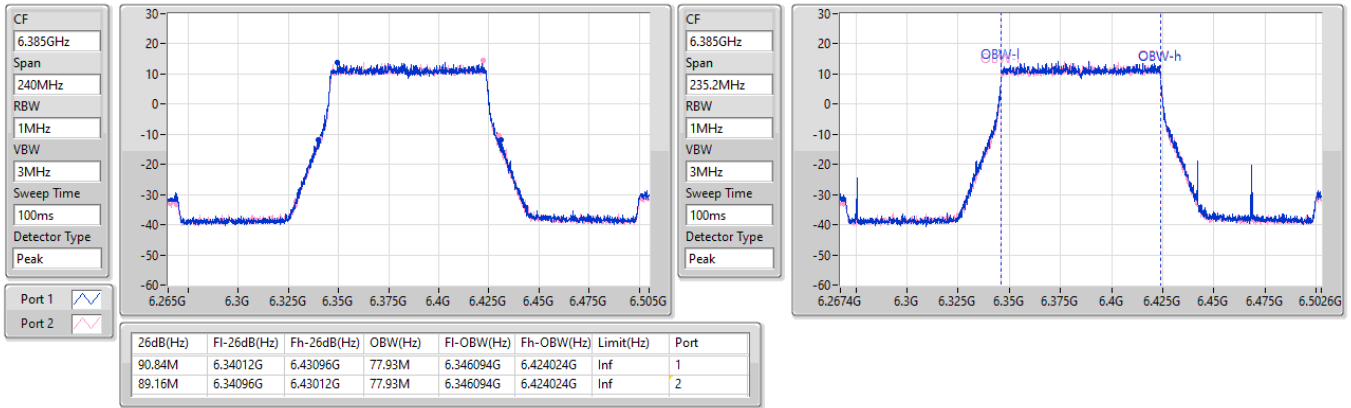


26dB(Hz)	Fl-26dB(Hz)	Fh-26dB(Hz)	OBW(Hz)	Fl-OBW(Hz)	Fh-OBW(Hz)	Limit(Hz)	Port
89.4M	6.10048G	6.18988G	77.93M	6.106094G	6.184024G	Inf	1
89.28M	6.10096G	6.19024G	77.812M	6.106094G	6.183906G	Inf	2

5.925-6.425GHz_802.11be EHT80-BF_Nss1,(MCS0)_2TX
6385MHz

EBW

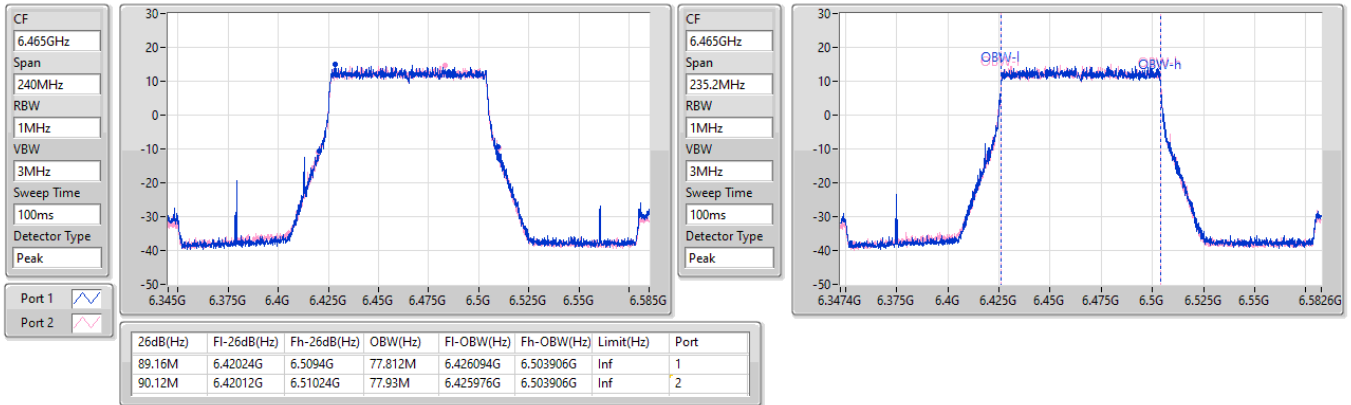
16/12/2022



6.425-6.525GHz_802.11be EHT80-BF_Nss1,(MCS0)_2TX
6465MHz

EBW

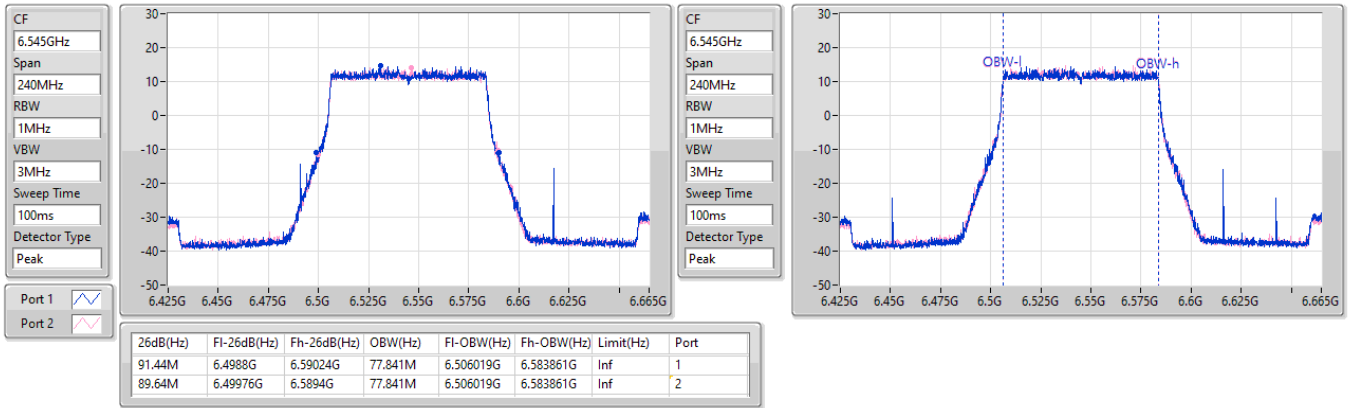
16/12/2022



6.425-6.525GHz_802.11be EHT80-BF_Nss1,(MCS0)_2TX
6545MHz Straddle 6.425-6.525GHz

EBW

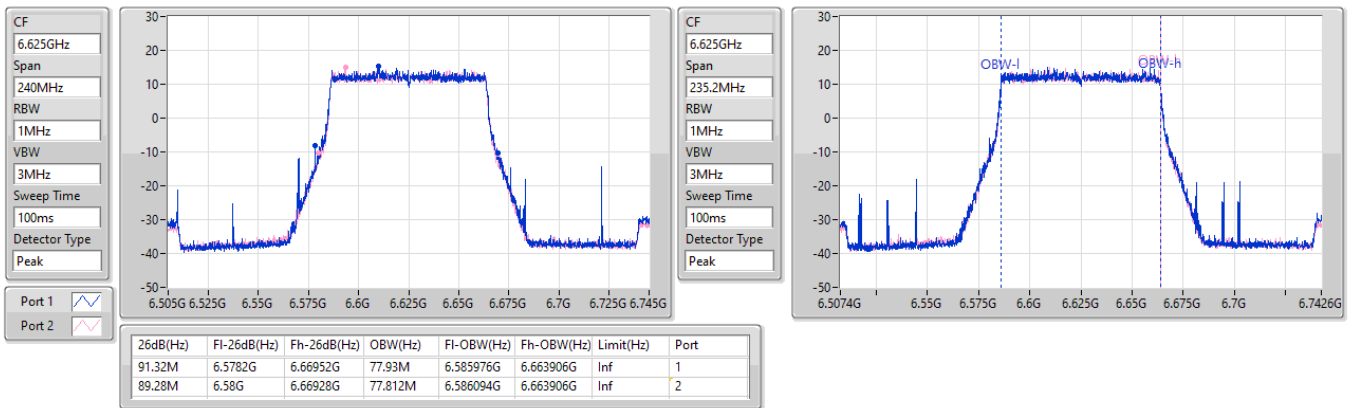
16/12/2022



6.525-6.875GHz_802.11be EHT80-BF_Nss1,(MCS0)_2TX
6625MHz

EBW

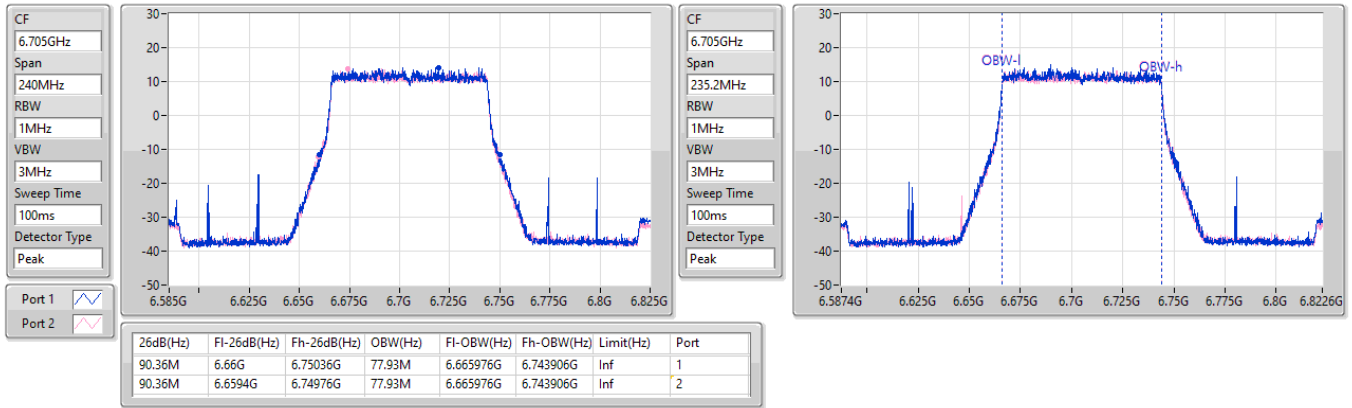
16/12/2022



6.525-6.875GHz_802.11be EHT80-BF_Nss1,(MCS0)_2TX
6705MHz

EBW

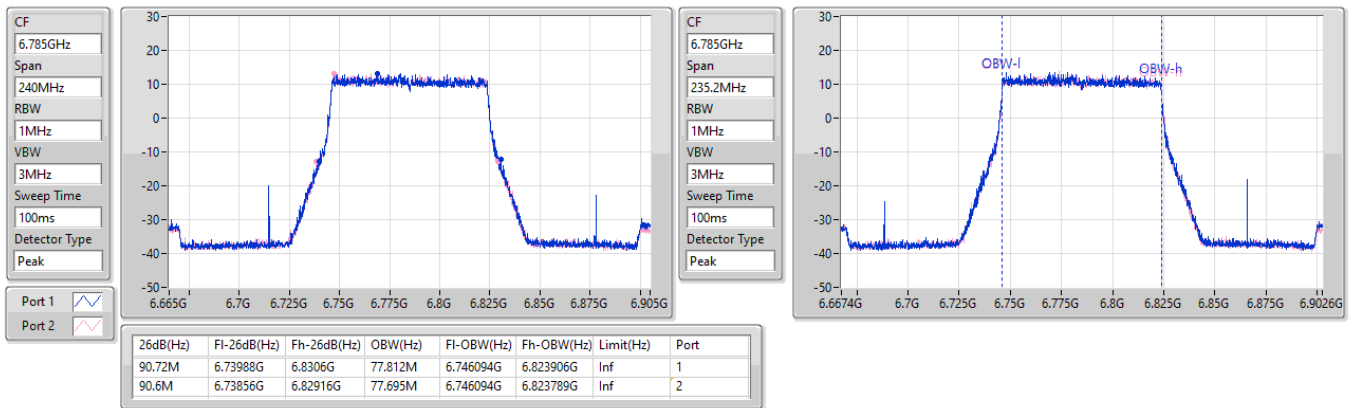
16/12/2022



6.525-6.875GHz_802.11be EHT80-BF_Nss1,(MCS0)_2TX
6785MHz

EBW

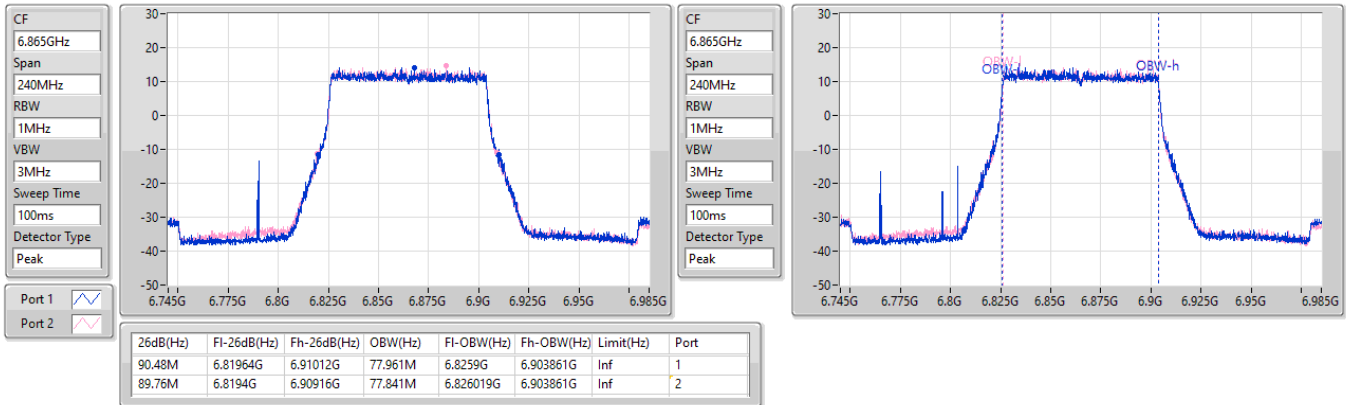
16/12/2022



6.525-6.875GHz_802.11be EHT80-BF_Nss1,(MCS0)_2TX
6865MHz Straddle 6.525-6.875GHz

EBW

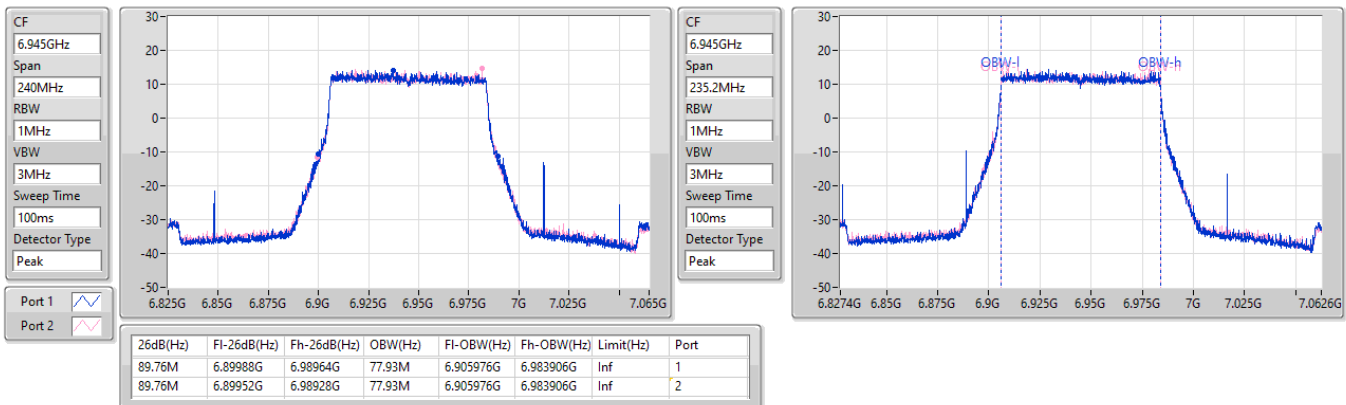
16/12/2022



6.875-7.125GHz_802.11be EHT80-BF_Nss1,(MCS0)_2TX
6945MHz

EBW

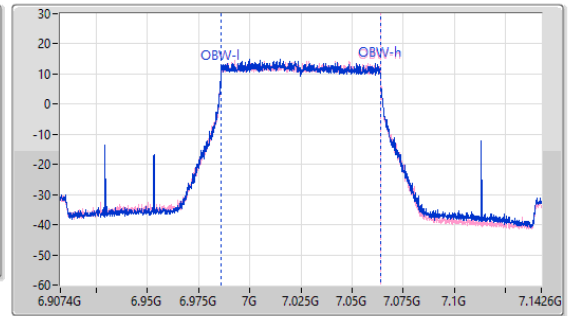
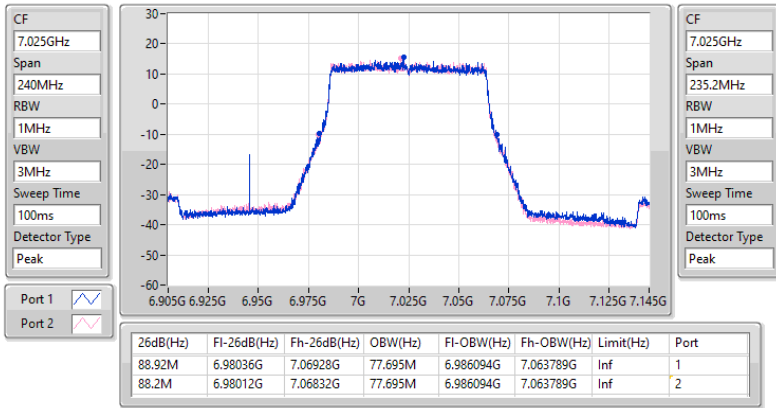
16/12/2022



6.875-7.125GHz_802.11be EHT80-BF_Nss1,(MCS0)_2TX
7025MHz

EBW

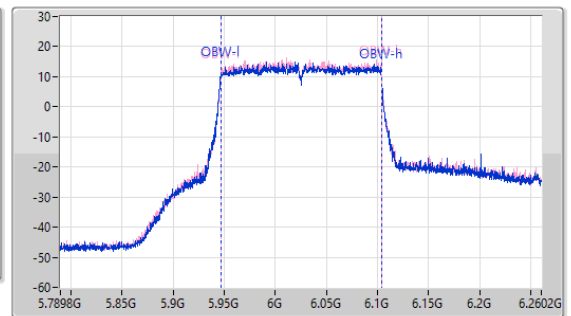
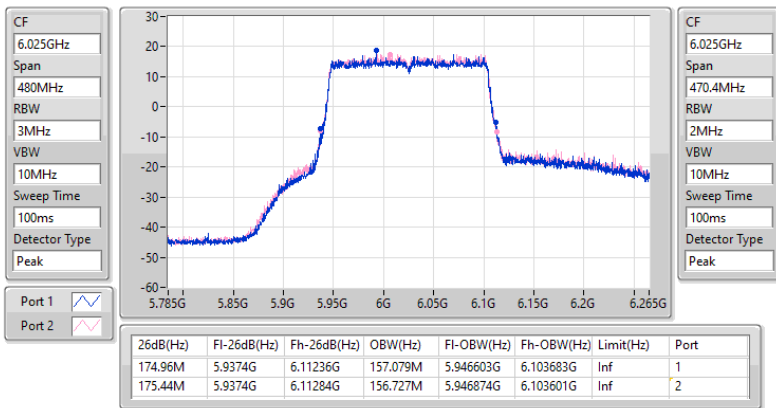
16/12/2022



5.925-6.425GHz_802.11be EHT160-BF_Nss1,(MCS0)_2TX
6025MHz

EBW

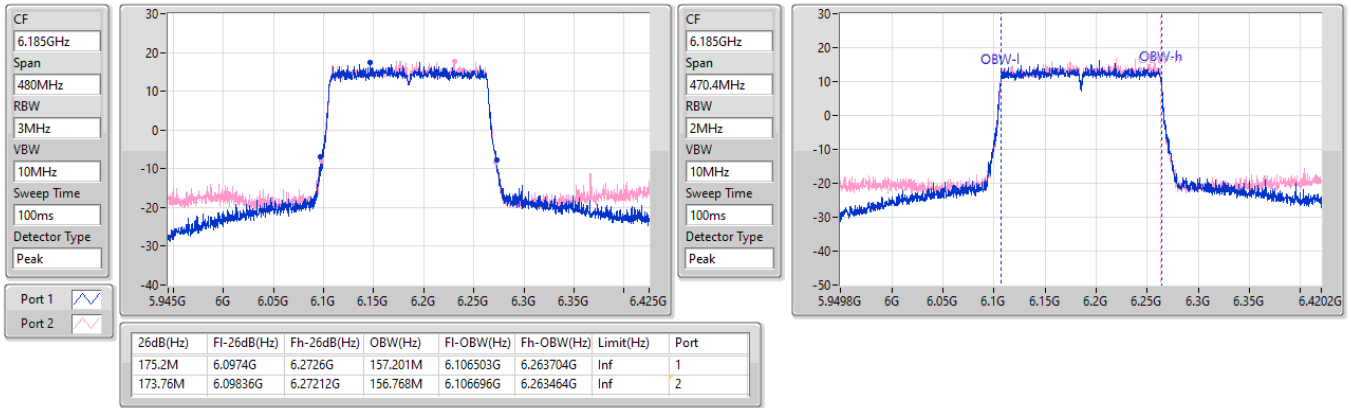
02/03/2023



5.925-6.425GHz_802.11be EHT160-BF_Nss1,(MCS0)_2TX
6185MHz

EBW

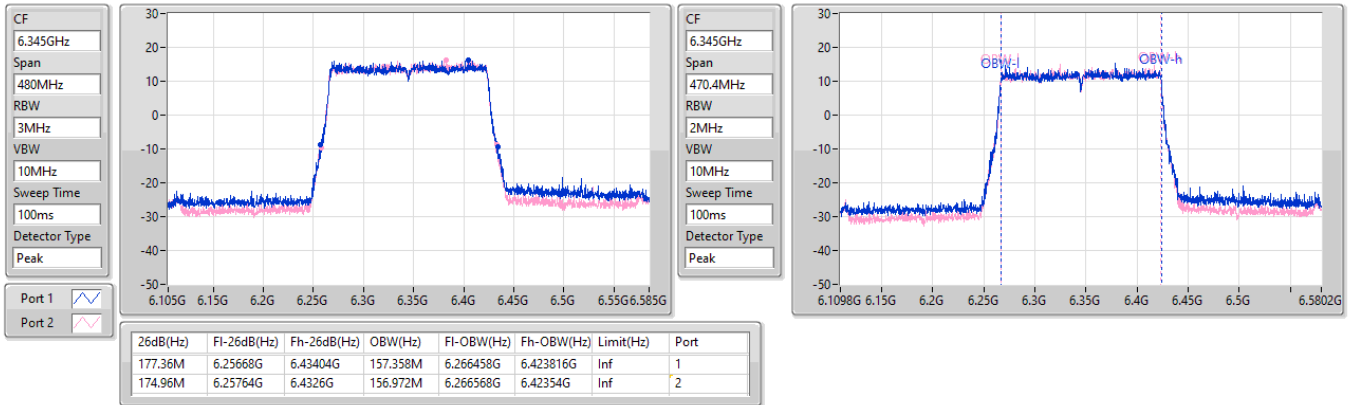
02/03/2023



5.925-6.425GHz_802.11be EHT160-BF_Nss1,(MCS0)_2TX
6345MHz

EBW

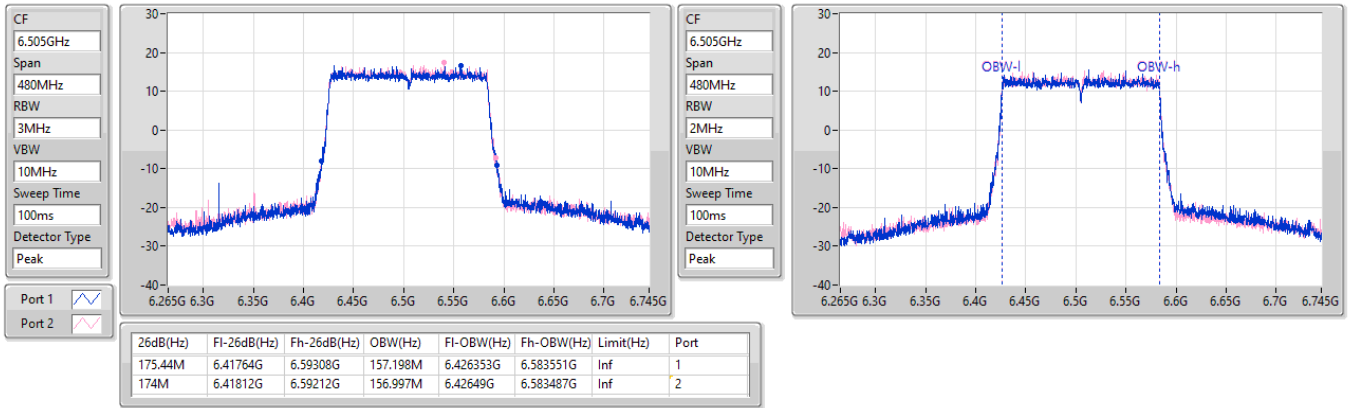
02/03/2023



6.425-6.525GHz_802.11be EHT160-BF_Nss1,(MCS0)_2TX
6505MHz Straddle 6.425-6.525GHz

EBW

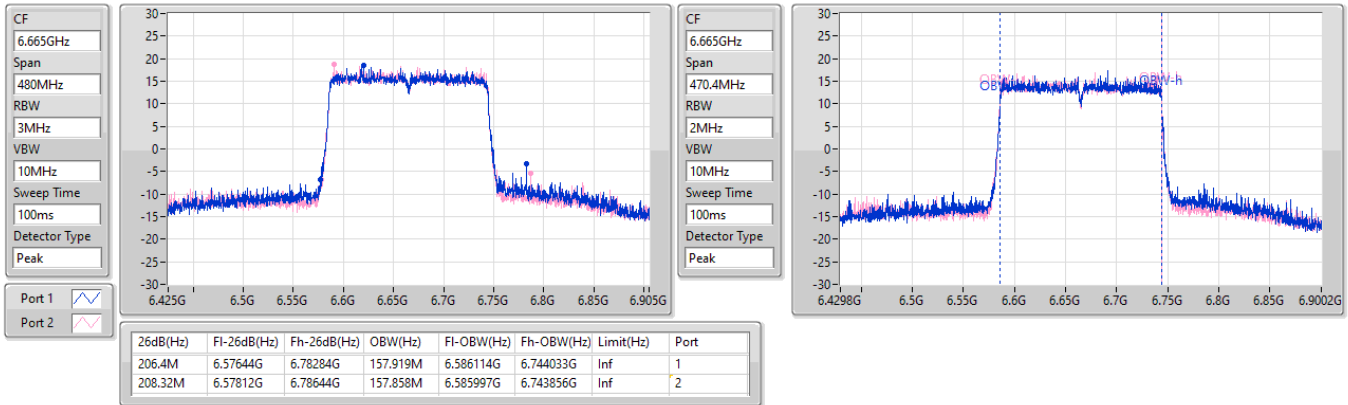
02/03/2023



6.525-6.875GHz_802.11be EHT160-BF_Nss1,(MCS0)_2TX
6665MHz

EBW

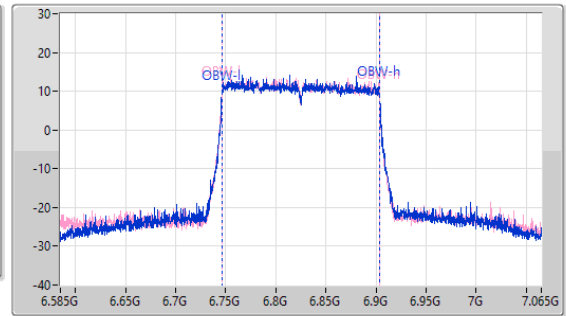
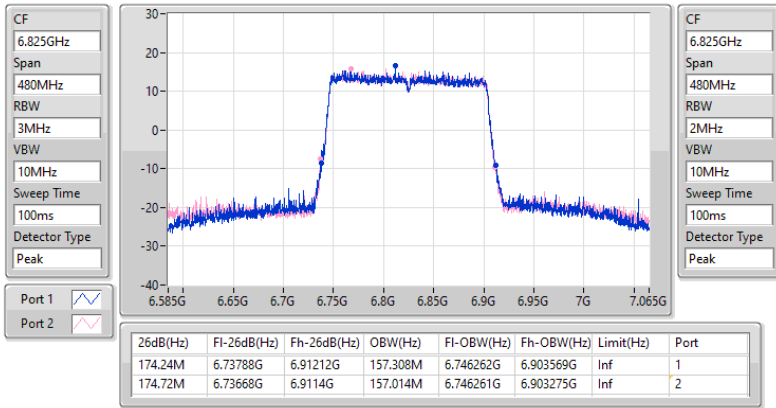
02/03/2023



6.525-6.875GHz_802.11be EHT160-BF_Nss1,(MCS0)_2TX
6825MHz Straddle 6.525-6.875GHz

EBW

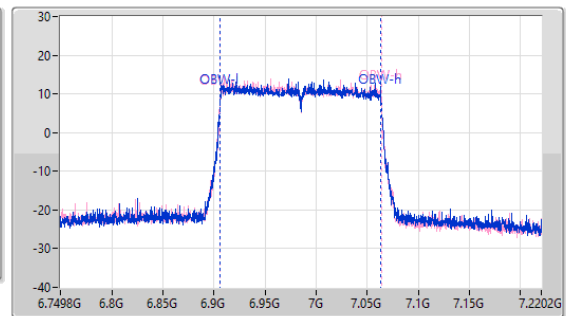
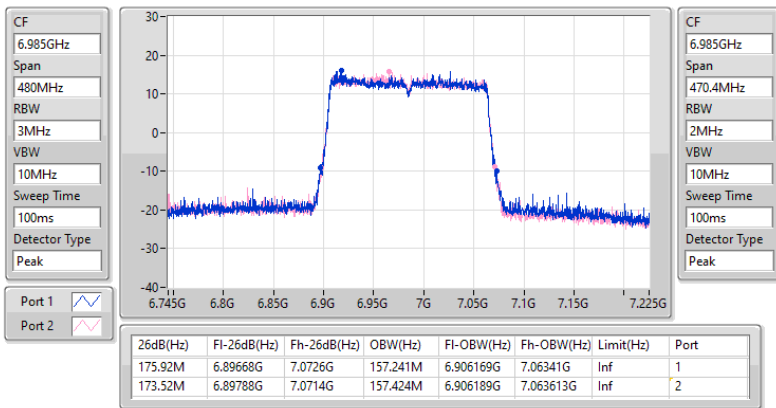
02/03/2023



6.875-7.125GHz_802.11be EHT160-BF_Nss1,(MCS0)_2TX
6985MHz

EBW

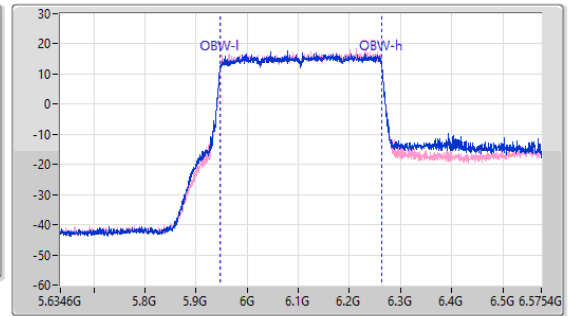
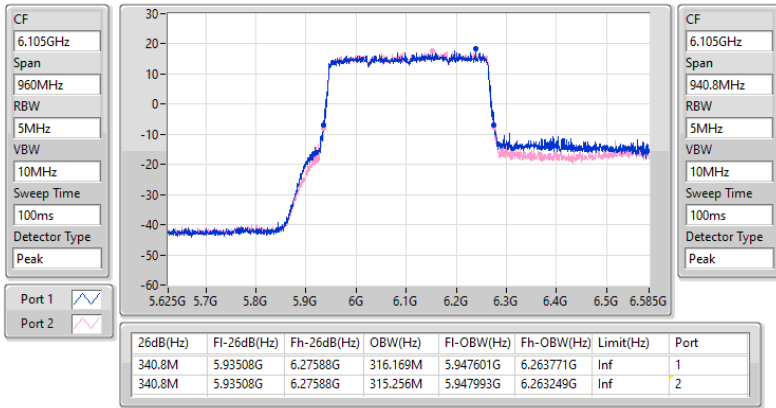
01/03/2023



5.925-6.425GHz_802.11be EHT320-BF_Nss1,(MCS0)_2TX
6105MHz

EBW

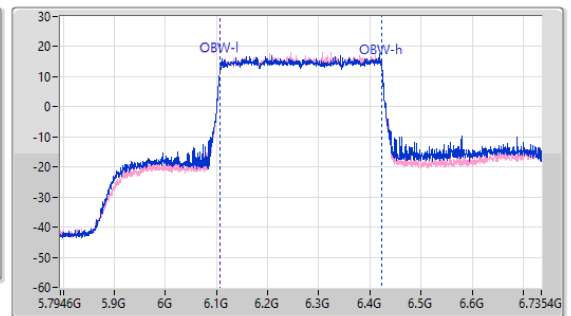
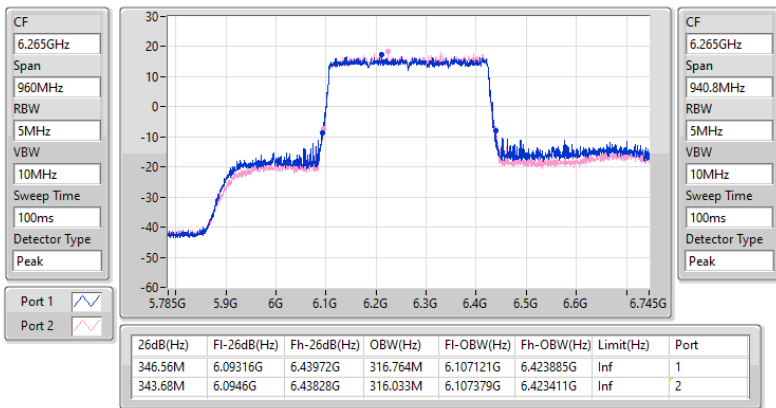
01/03/2023



5.925-6.425GHz_802.11be EHT320-BF_Nss1,(MCS0)_2TX
6265MHz

EBW

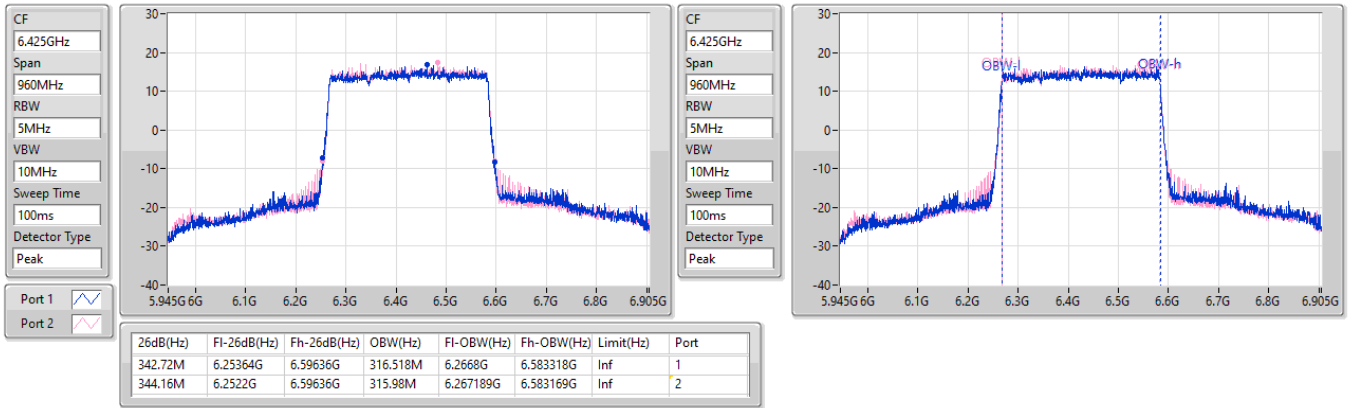
01/03/2023



5.925-6.425GHz_802.11be EHT320-BF_Nss1,(MCS0)_2TX
6425MHz Straddle 5.925-6.425GHz

EBW

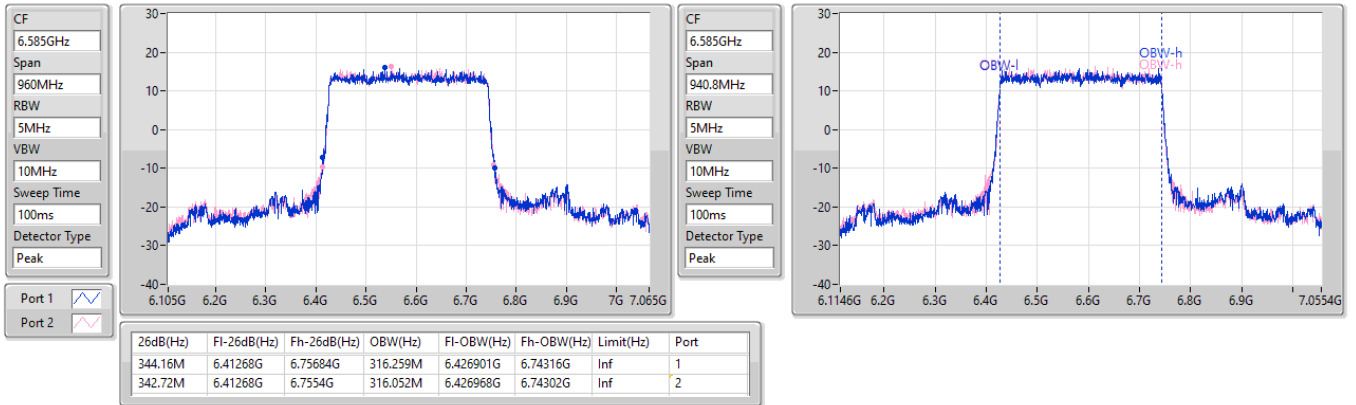
01/03/2023



6.425-6.525GHz_802.11be EHT320-BF_Nss1,(MCS0)_2TX
6585MHz

EBW

02/03/2023

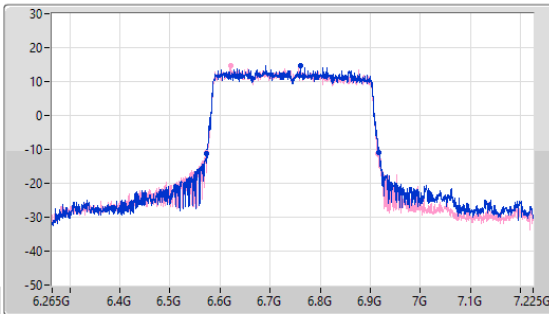


6.525-6.875GHz_802.11be EHT320-BF_Nss1,(MCS0)_2TX
6745MHz

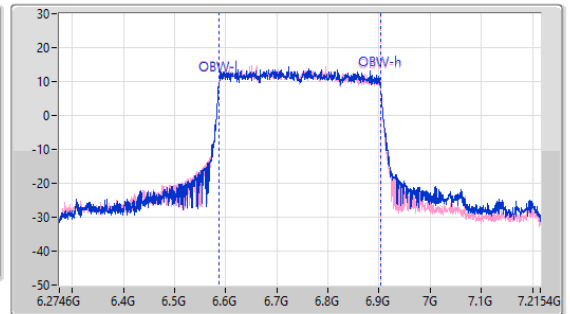
EBW

02/03/2023

CF
6.745GHz
Span
960MHz
RBW
5MHz
VBW
10MHz
Sweep Time
100ms
Detector Type
Peak



CF
6.745GHz
Span
940.8MHz
RBW
5MHz
VBW
10MHz
Sweep Time
100ms
Detector Type
Peak



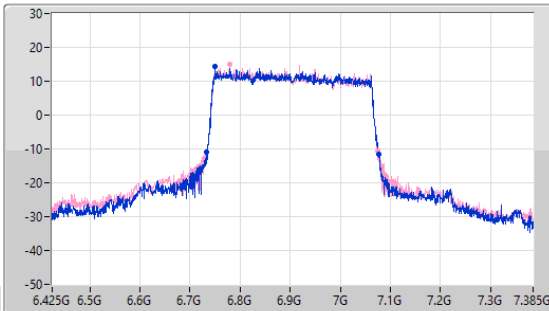
26dB(Hz)	Fl-26dB(Hz)	Fh-26dB(Hz)	OBW(Hz)	Fl-OBW(Hz)	Fh-OBW(Hz)	Limit(Hz)	Port
344.64M	6.57316G	6.9178G	316.029M	6.586871G	6.9029G	Inf	1
341.76M	6.57316G	6.91492G	315.679M	6.586583G	6.902261G	Inf	2

6.525-6.875GHz_802.11be EHT320-BF_Nss1,(MCS0)_2TX
6905MHz Straddle 6.525-6.875GHz

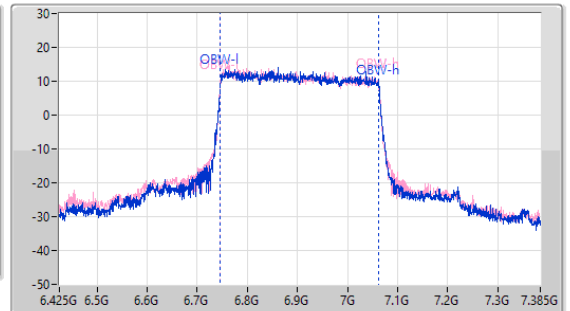
EBW

02/03/2023

CF
6.905GHz
Span
960MHz
RBW
5MHz
VBW
10MHz
Sweep Time
100ms
Detector Type
Peak



CF
6.905GHz
Span
960MHz
RBW
5MHz
VBW
10MHz
Sweep Time
100ms
Detector Type
Peak



26dB(Hz)	Fl-26dB(Hz)	Fh-26dB(Hz)	OBW(Hz)	Fl-OBW(Hz)	Fh-OBW(Hz)	Limit(Hz)	Port
343.68M	6.73364G	7.07732G	316.514M	6.746197G	7.062711G	Inf	1
341.76M	6.7322G	7.07396G	316.498M	6.746211G	7.062709G	Inf	2



Summary

Mode	EIRP (dBm)	EIRP (W)
5.925-6.425GHz	-	-
802.11be EHT20-BF_Nss1,(MCS0)_2TX	16.63	0.04603
802.11be EHT40-BF_Nss1,(MCS0)_2TX	19.11	0.08147
802.11be EHT80-BF_Nss1,(MCS0)_2TX	23.66	0.23227
802.11be EHT160-BF_Nss1,(MCS0)_2TX	25.53	0.35727
802.11be EHT320-BF_Nss1,(MCS0)_2TX	29.21	0.83368
6.425-6.525GHz	-	-
802.11be EHT20-BF_Nss1,(MCS0)_2TX	17.14	0.05176
802.11be EHT40-BF_Nss1,(MCS0)_2TX	18.69	0.07396
802.11be EHT80-BF_Nss1,(MCS0)_2TX	22.78	0.18967
802.11be EHT160-BF_Nss1,(MCS0)_2TX	25.47	0.35237
802.11be EHT320-BF_Nss1,(MCS0)_2TX	27.06	0.50816
6.525-6.875GHz	-	-
802.11be EHT20-BF_Nss1,(MCS0)_2TX	17.20	0.05248
802.11be EHT40-BF_Nss1,(MCS0)_2TX	19.82	0.09594
802.11be EHT80-BF_Nss1,(MCS0)_2TX	22.97	0.19815
802.11be EHT160-BF_Nss1,(MCS0)_2TX	26.44	0.44055
802.11be EHT320-BF_Nss1,(MCS0)_2TX	28.21	0.66222
6.875-7.125GHz	-	-
802.11be EHT20-BF_Nss1,(MCS0)_2TX	17.39	0.05483
802.11be EHT40-BF_Nss1,(MCS0)_2TX	20.79	0.11995
802.11be EHT80-BF_Nss1,(MCS0)_2TX	22.74	0.18793
802.11be EHT160-BF_Nss1,(MCS0)_2TX	25.62	0.36475



Result

Mode	Result	EIRP (dBm)	EIRP Limit (dBm)
802.11be EHT20-BF_Nss1,(MCS0)_2TX	-	-	-
5955MHz	Pass	14.55	30.00
6175MHz	Pass	15.42	30.00
6415MHz	Pass	16.63	30.00
6435MHz	Pass	15.65	30.00
6475MHz	Pass	17.14	30.00
6515MHz	Pass	16.33	30.00
6535MHz	Pass	15.63	30.00
6695MHz	Pass	17.20	30.00
6855MHz	Pass	15.58	30.00
6875MHz Straddle 6.525-6.875GHz	Pass	15.34	30.00
6895MHz	Pass	16.42	30.00
6995MHz	Pass	16.63	30.00
7095MHz	Pass	17.39	30.00
802.11be EHT40-BF_Nss1,(MCS0)_2TX	-	-	-
5965MHz	Pass	18.93	30.00
6165MHz	Pass	18.61	30.00
6405MHz	Pass	19.11	30.00
6445MHz	Pass	17.53	30.00
6485MHz	Pass	18.46	30.00
6525MHz Straddle 6.425-6.525GHz	Pass	18.69	30.00
6565MHz	Pass	19.28	30.00
6685MHz	Pass	19.82	30.00
6845MHz	Pass	18.95	30.00
6885MHz Straddle 6.525-6.875GHz	Pass	18.58	30.00
6925MHz	Pass	20.05	30.00
7005MHz	Pass	20.79	30.00
7085MHz	Pass	19.18	30.00
802.11be EHT80-BF_Nss1,(MCS0)_2TX	-	-	-
5985MHz	Pass	23.66	30.00
6145MHz	Pass	20.68	30.00
6385MHz	Pass	20.95	30.00
6465MHz	Pass	21.78	30.00
6545MHz Straddle 6.425-6.525GHz	Pass	22.78	30.00
6625MHz	Pass	22.97	30.00
6705MHz	Pass	21.87	30.00
6785MHz	Pass	21.22	30.00
6865MHz Straddle 6.525-6.875GHz	Pass	22.23	30.00
6945MHz	Pass	22.74	30.00
7025MHz	Pass	22.41	30.00
802.11be EHT160-BF_Nss1,(MCS0)_2TX	-	-	-
6025MHz	Pass	25.53	30.00
6185MHz	Pass	25.21	30.00
6345MHz	Pass	23.45	30.00
6505MHz Straddle 6.425-6.525GHz	Pass	25.47	30.00
6665MHz	Pass	26.44	30.00

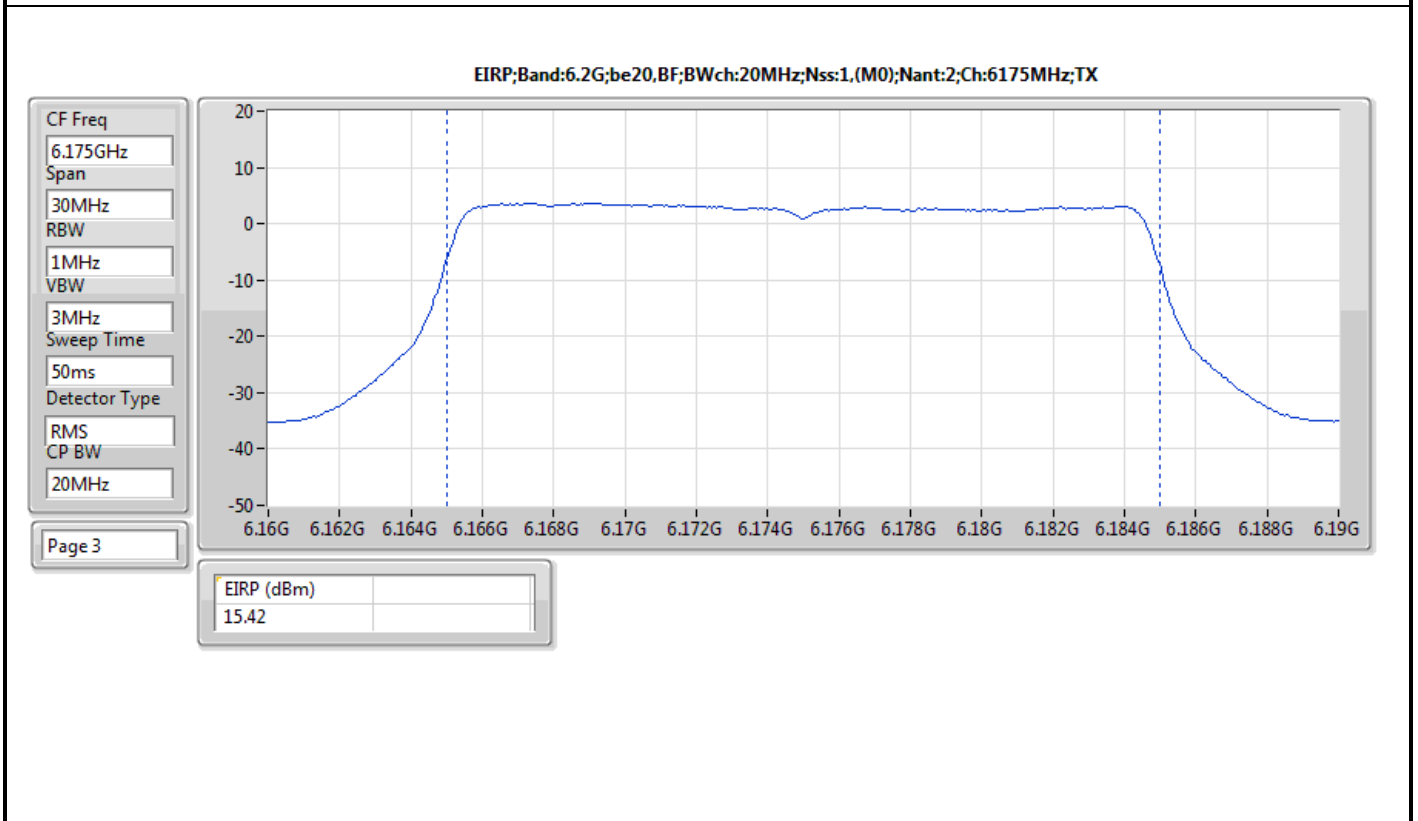
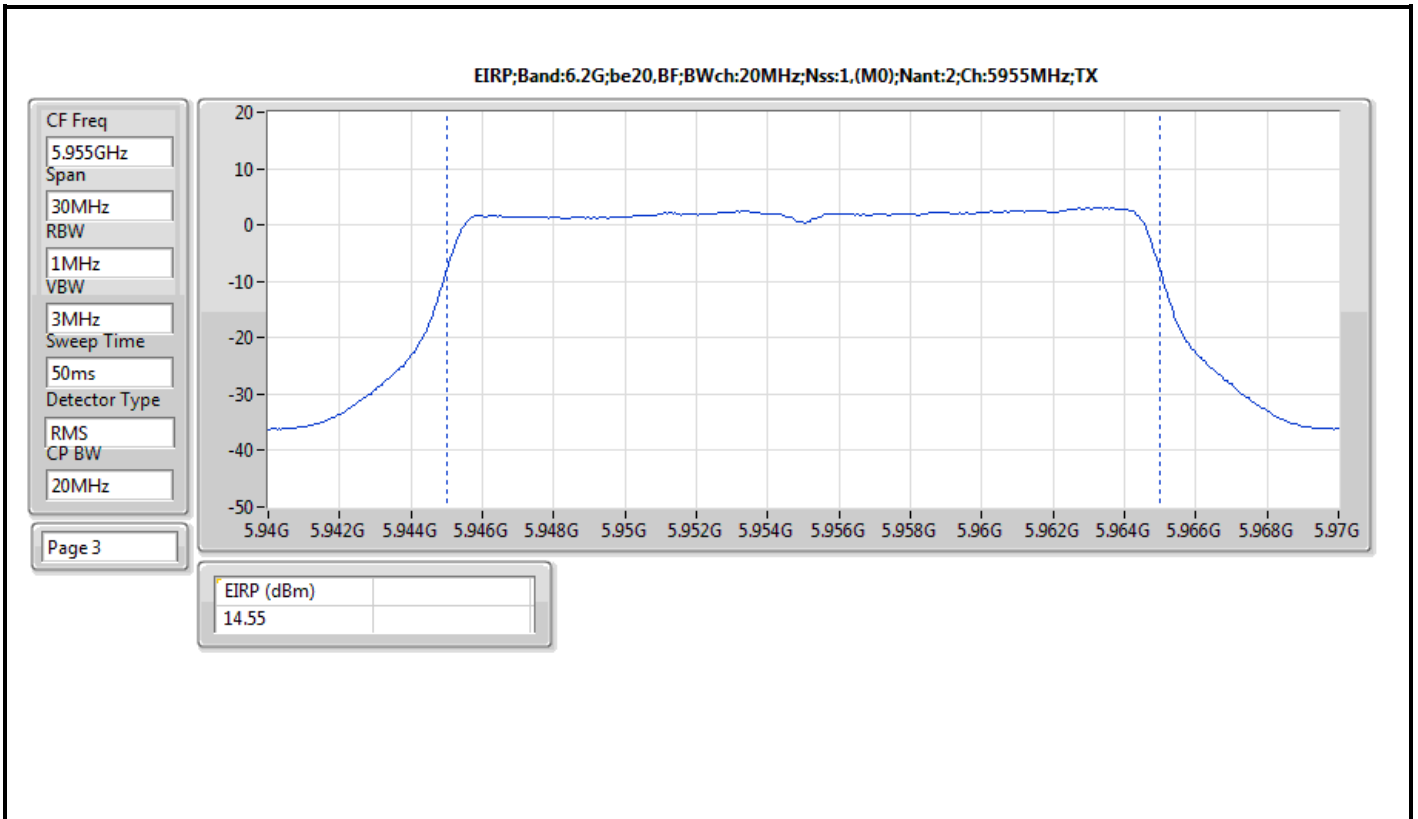


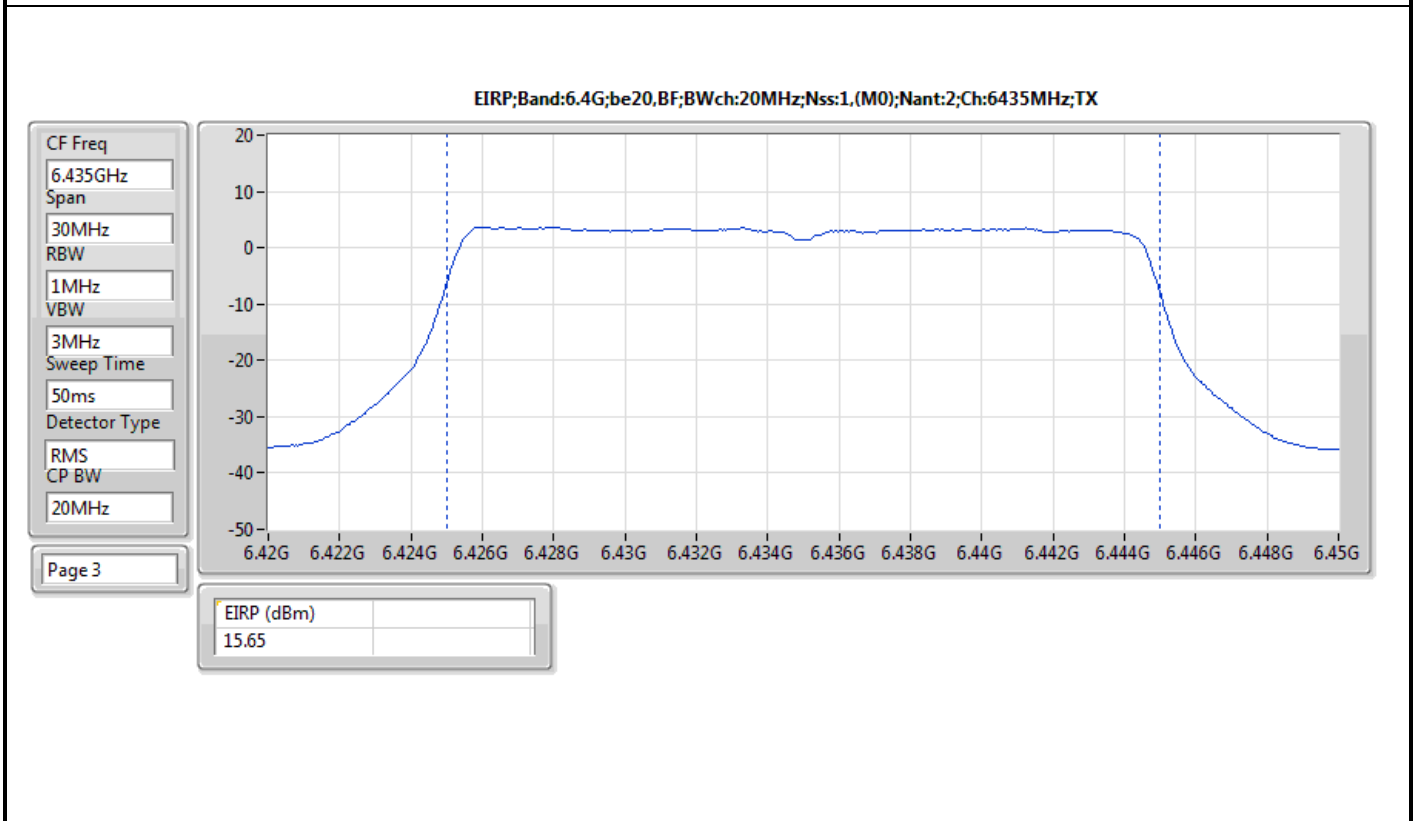
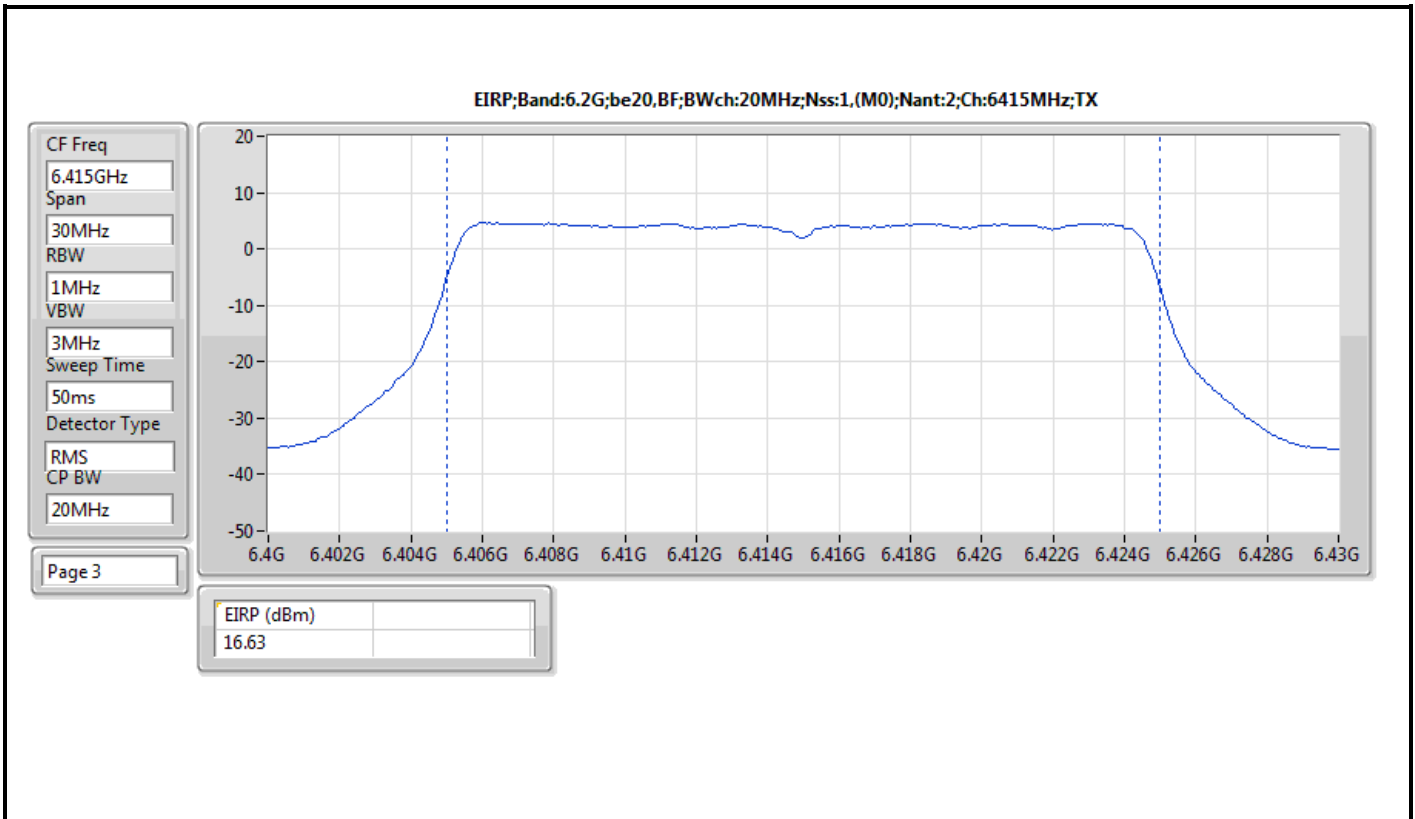
Average Power

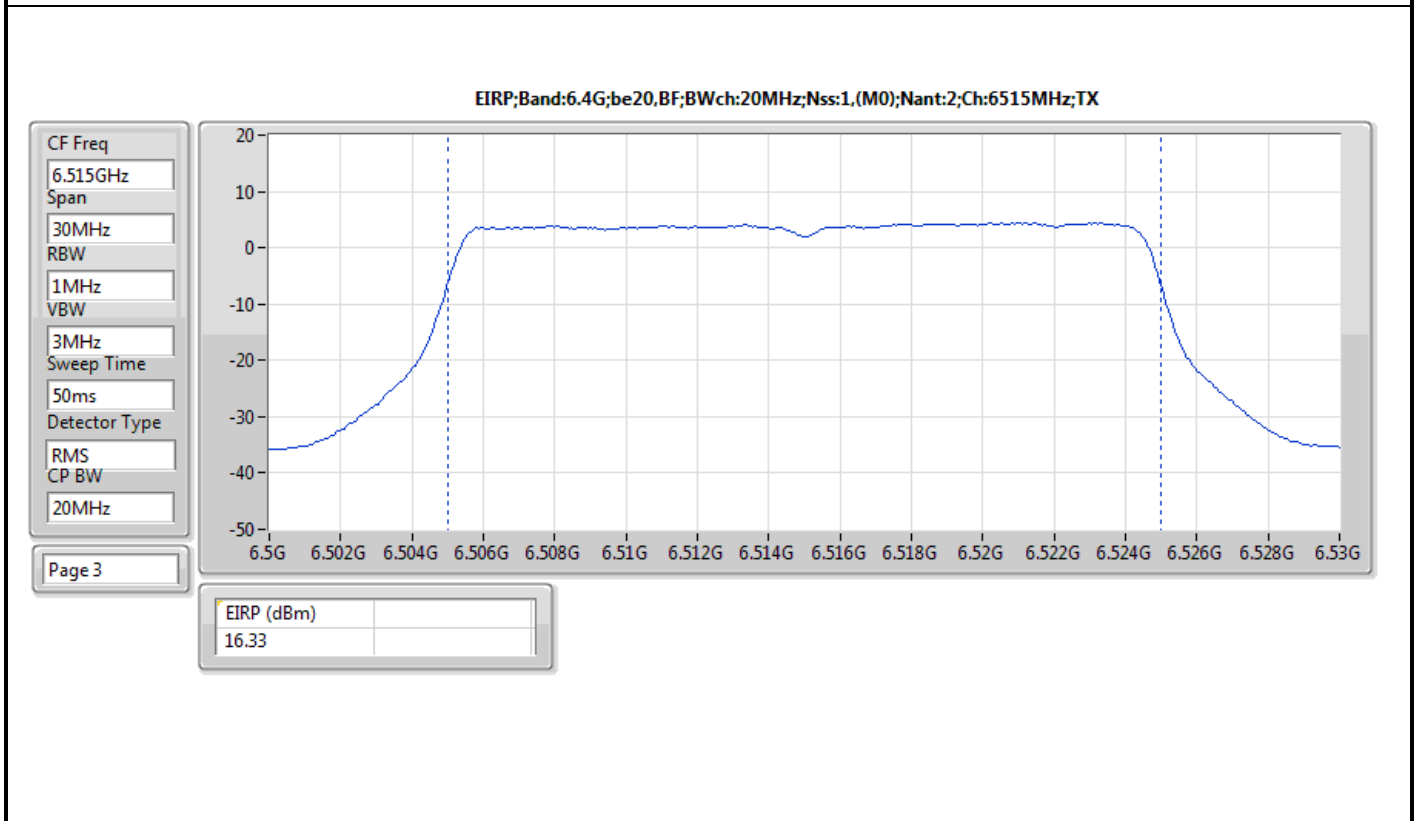
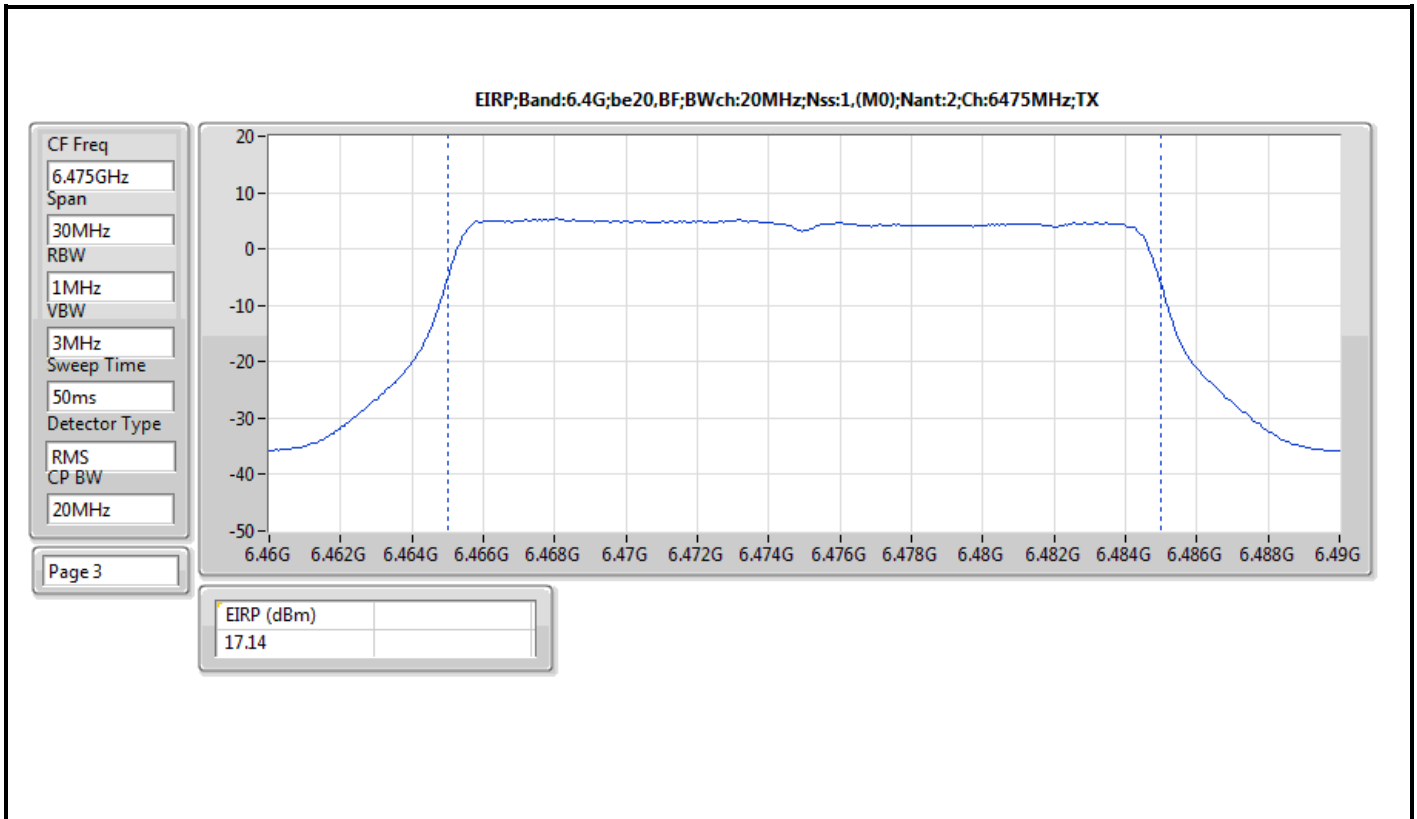
Appendix C

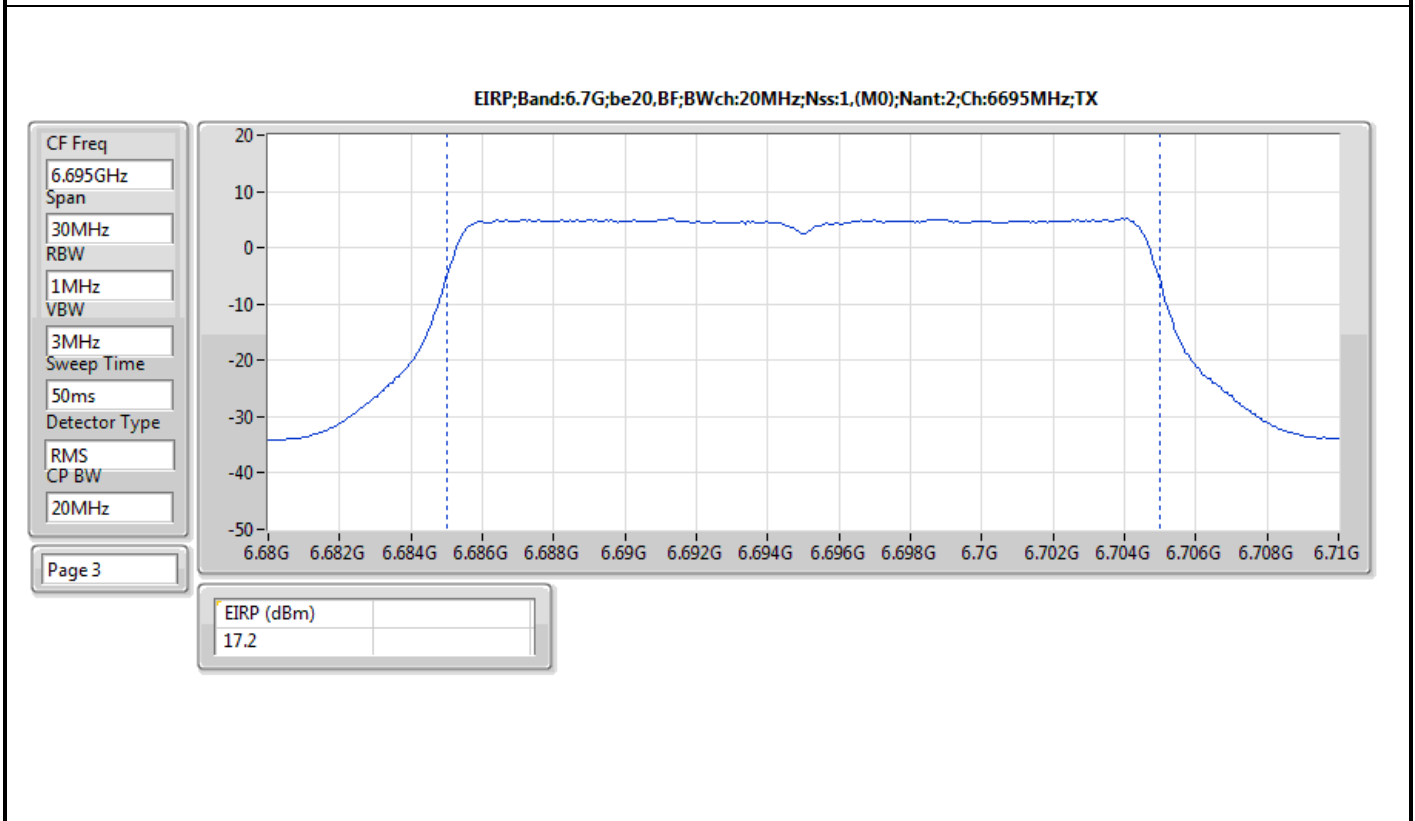
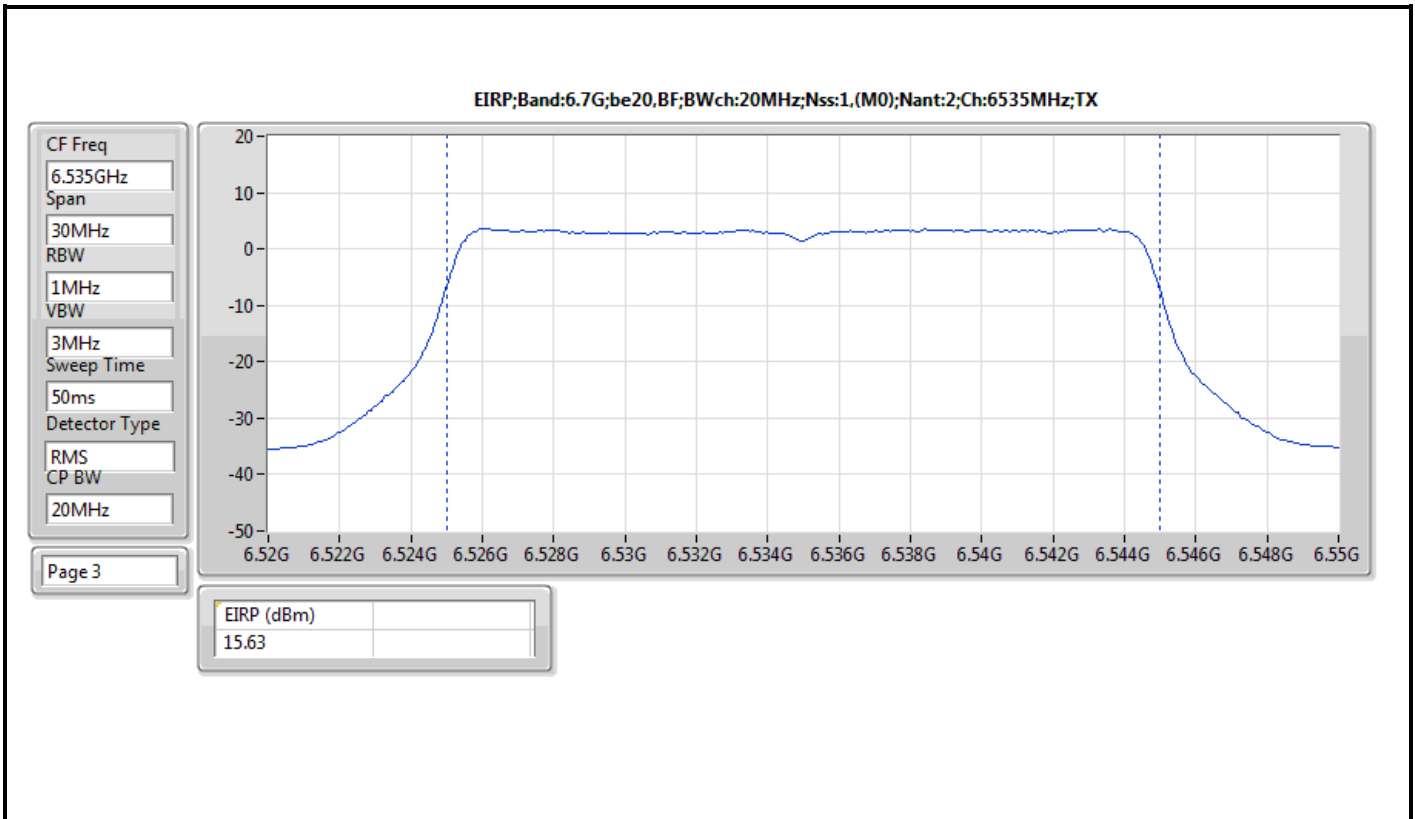
Mode	Result	EIRP (dBm)	EIRP Limit (dBm)
6825MHz Straddle 6.525-6.875GHz	Pass	23.26	30.00
6985MHz	Pass	25.62	30.00
802.11be EHT320-BF_Nss1,(MCS0)_2TX	-	-	-
6105MHz	Pass	29.21	30.00
6265MHz	Pass	24.61	30.00
6425MHz Straddle 5.925-6.425GHz	Pass	28.27	30.00
6585MHz	Pass	27.06	30.00
6745MHz	Pass	28.21	30.00
6905MHz Straddle 6.525-6.875GHz	Pass	23.43	30.00

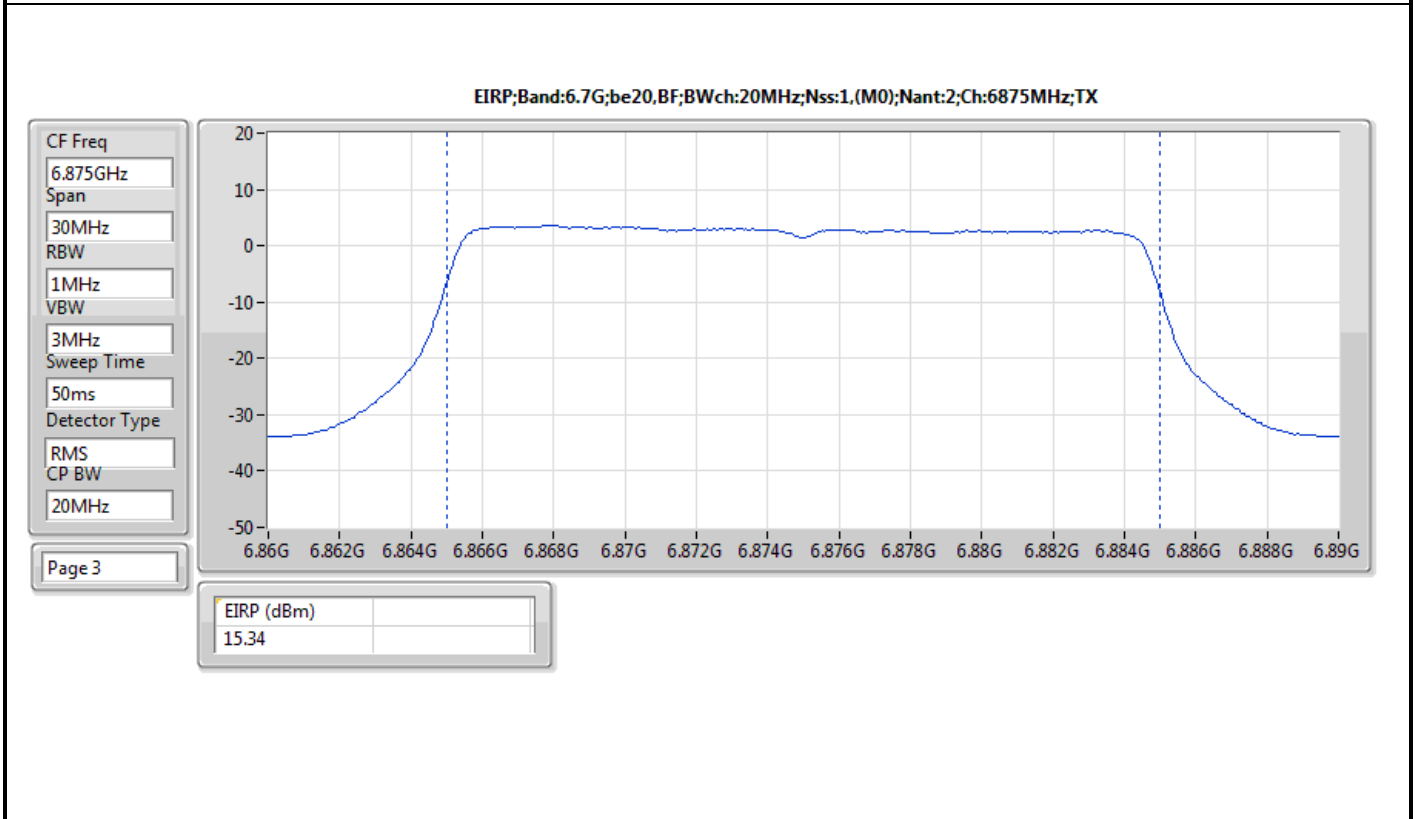
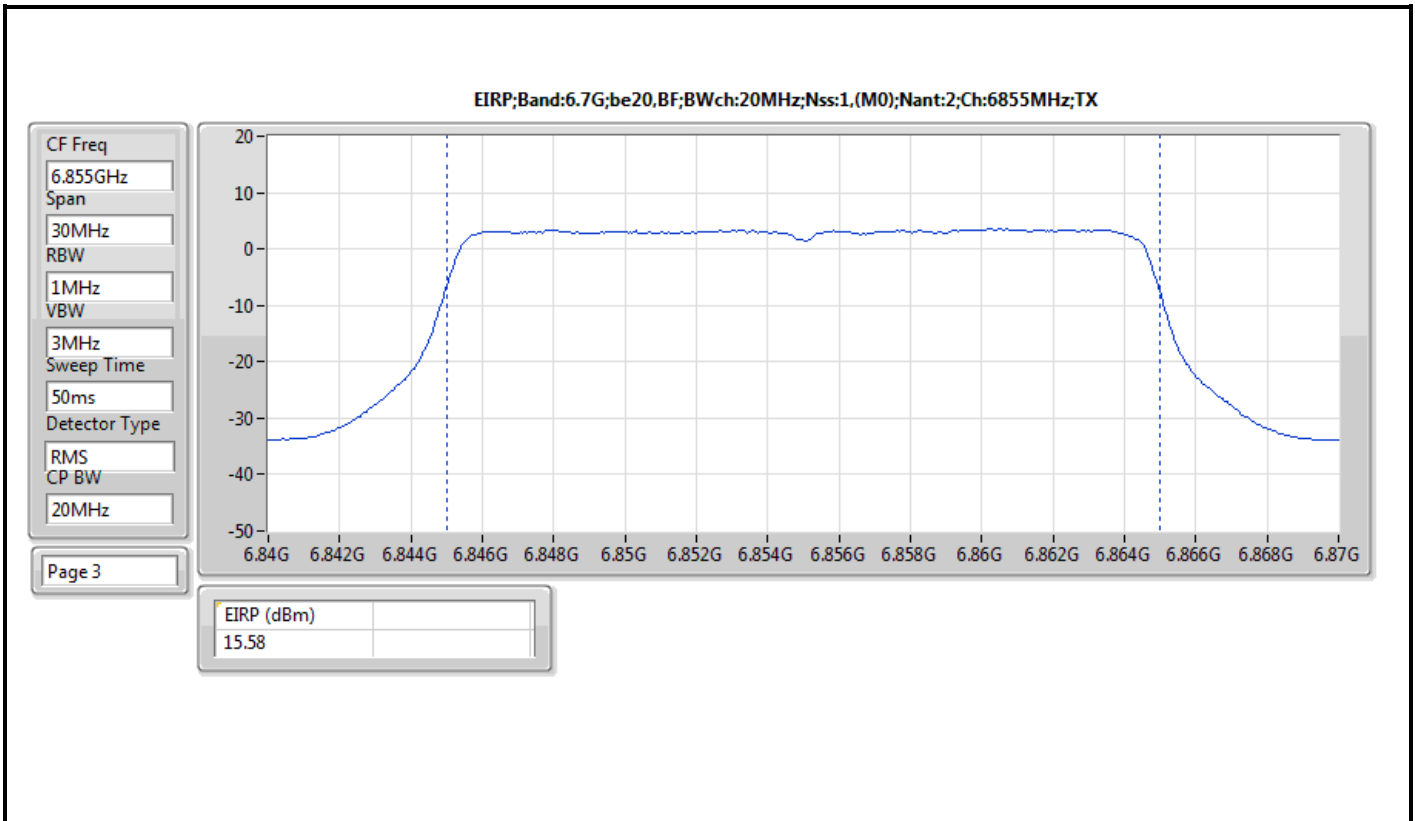
DG = Directional Gain; Port X = Port X output power

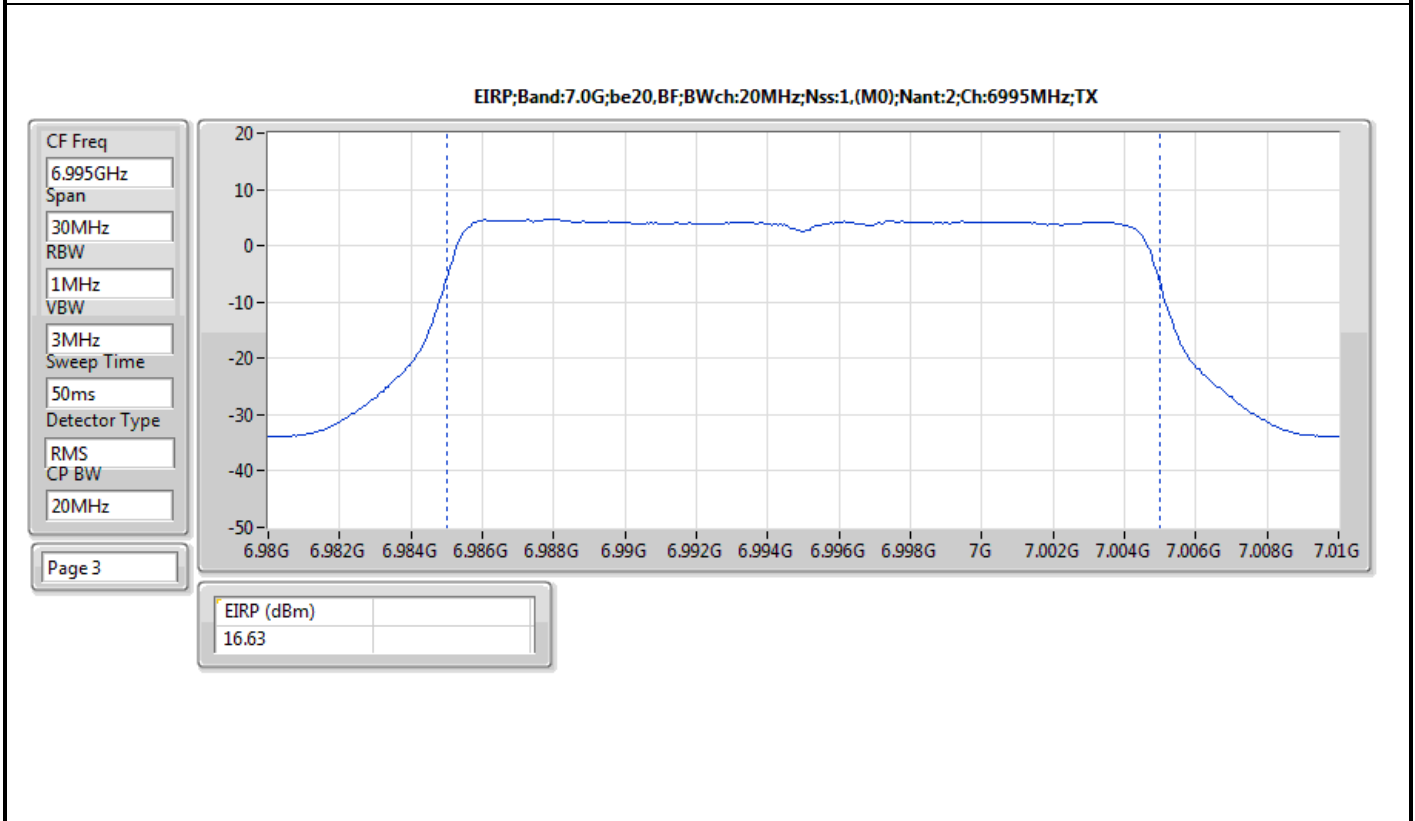
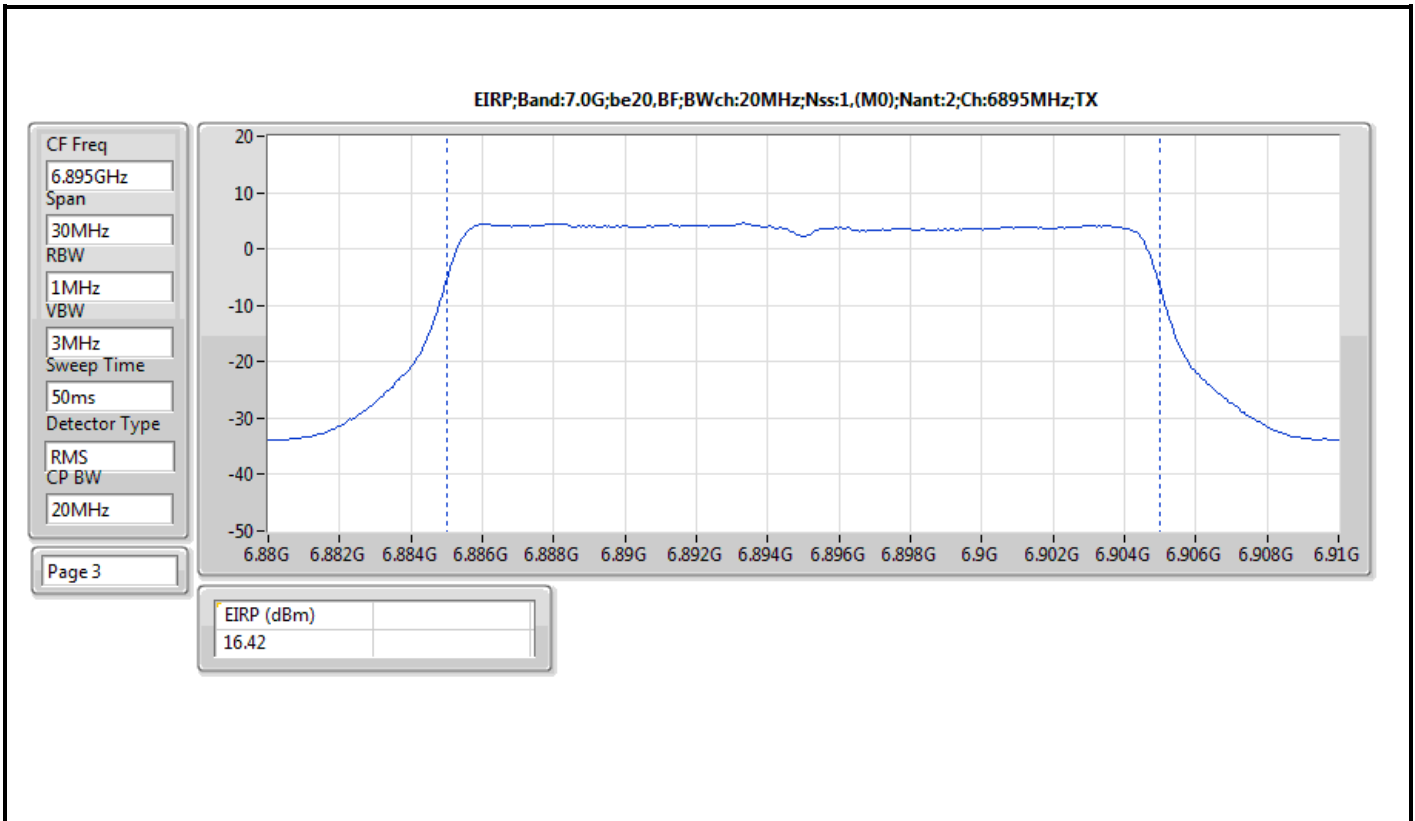


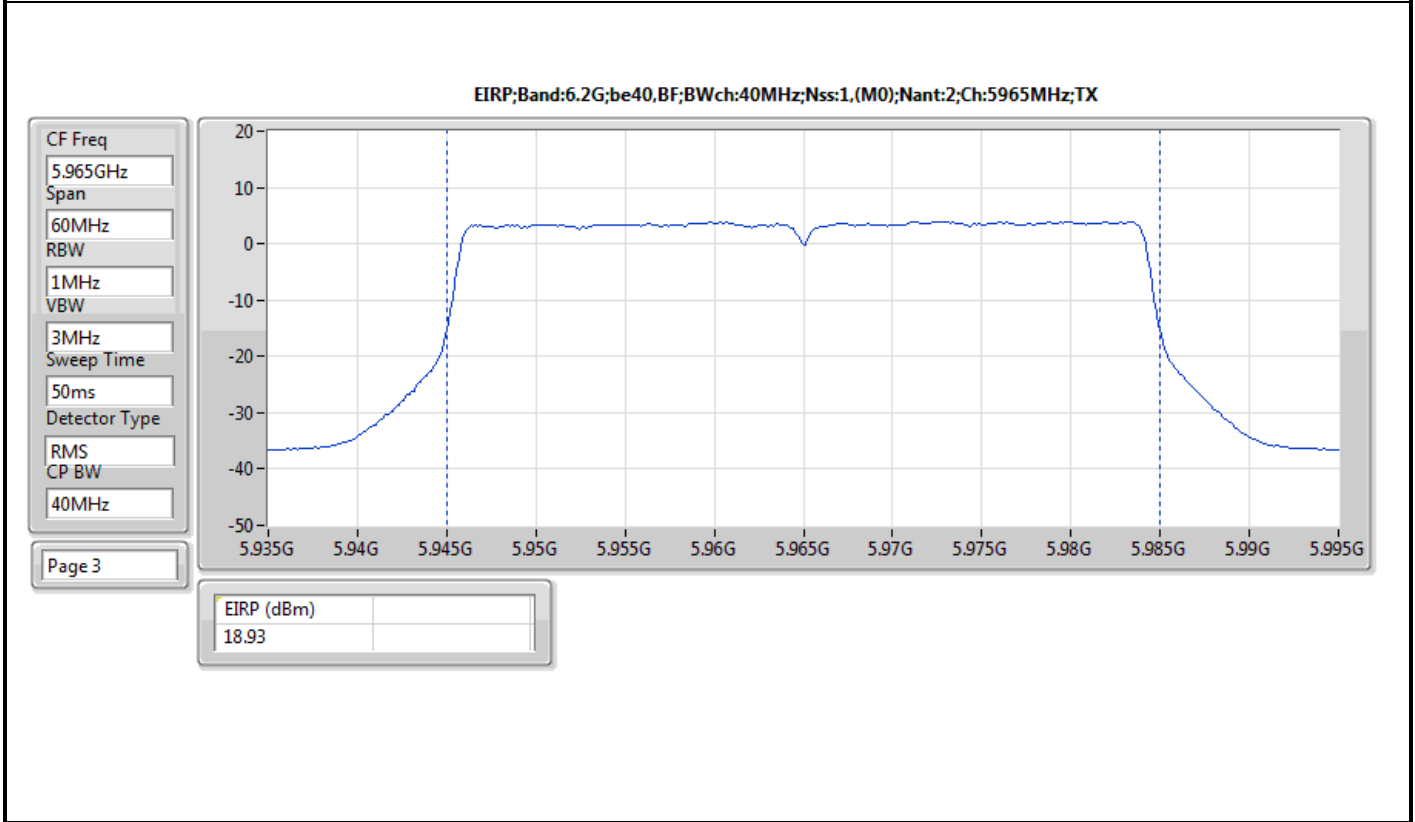
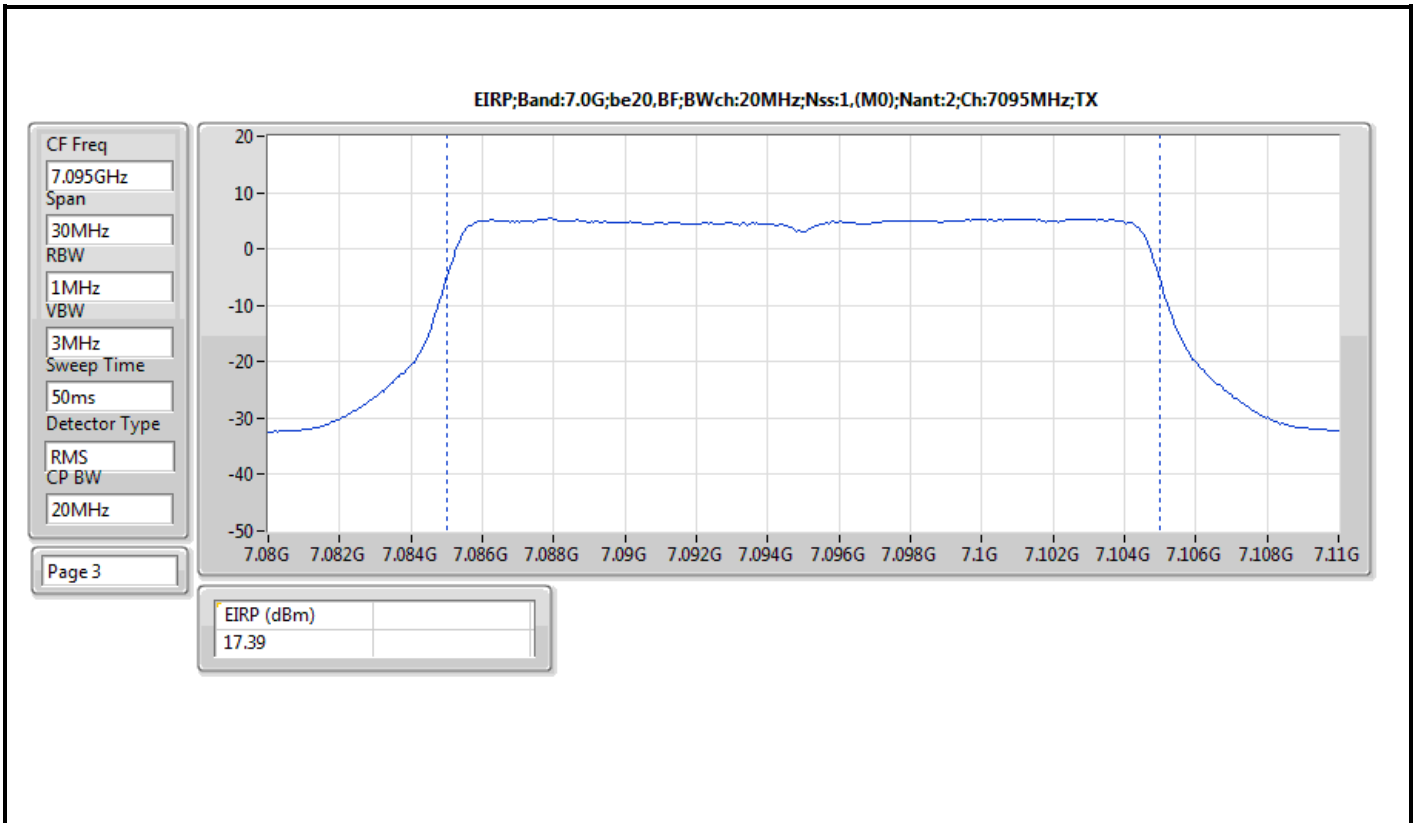


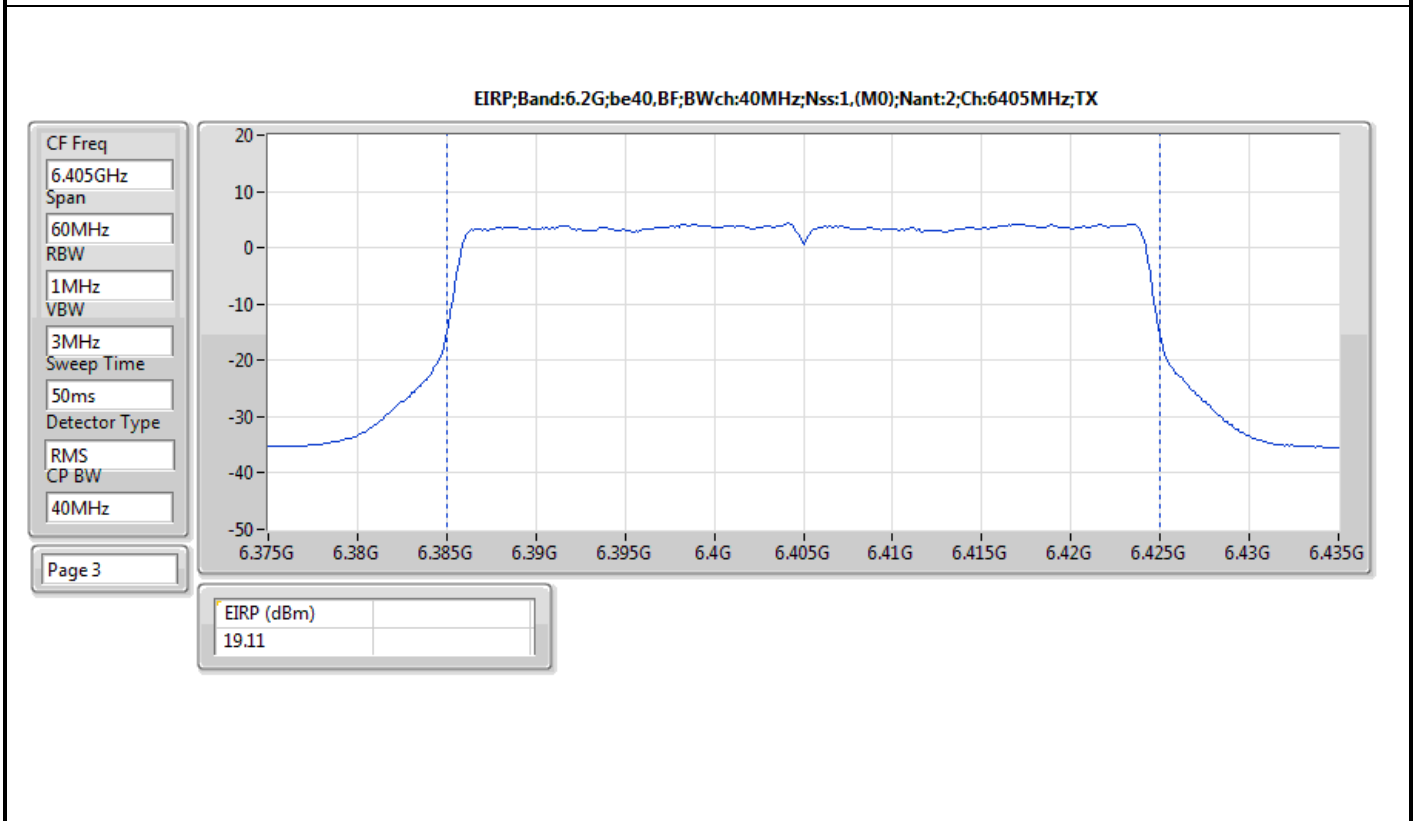
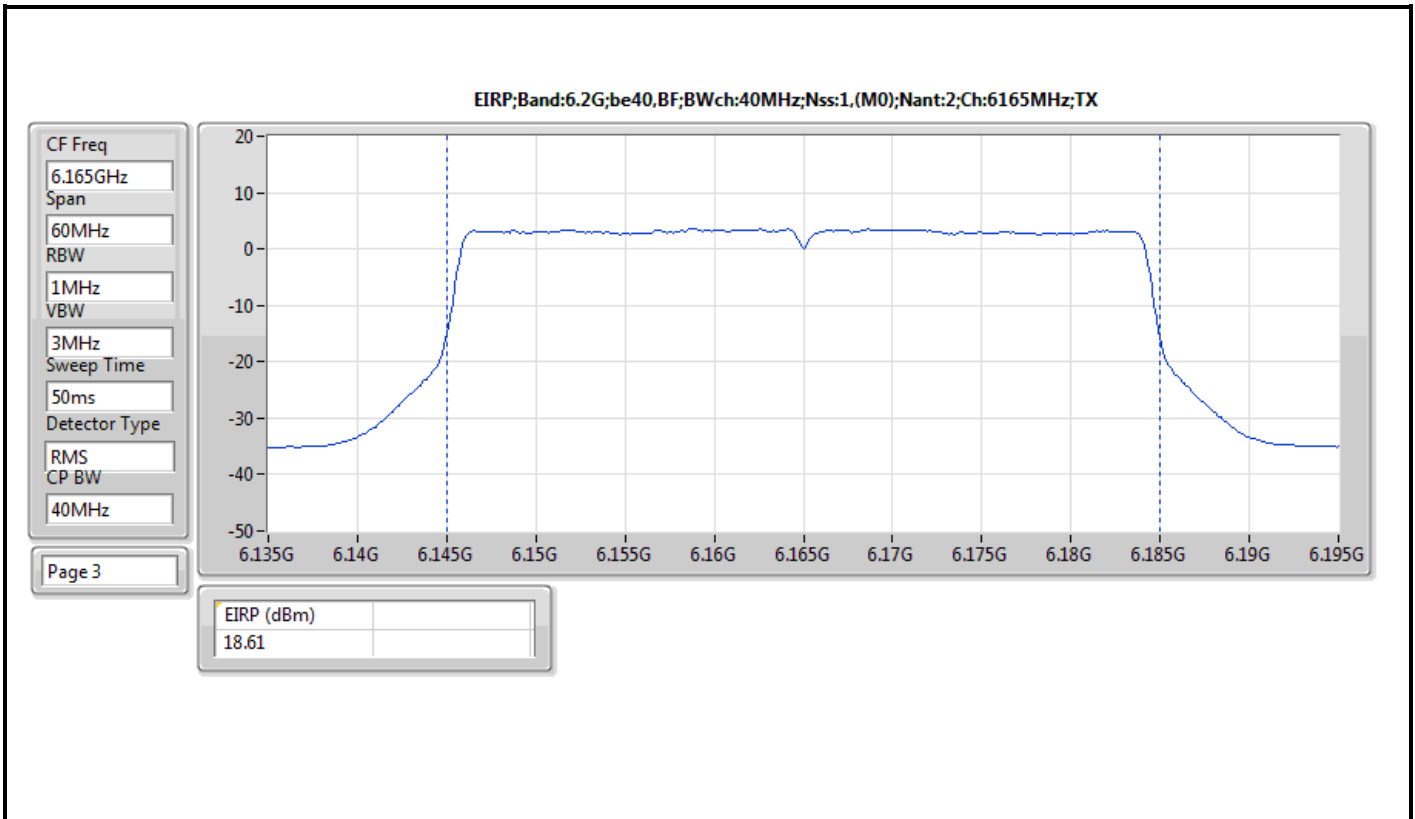


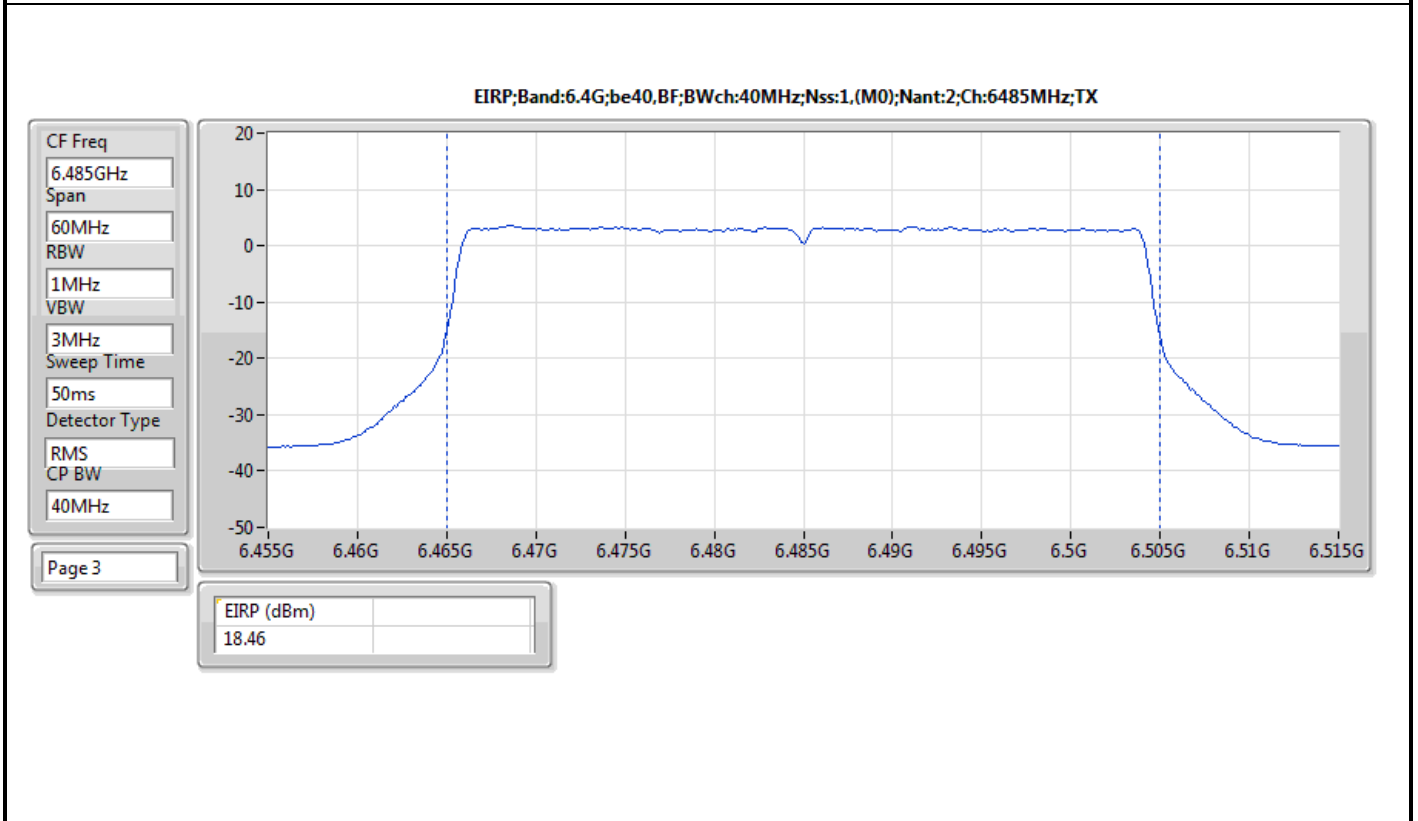
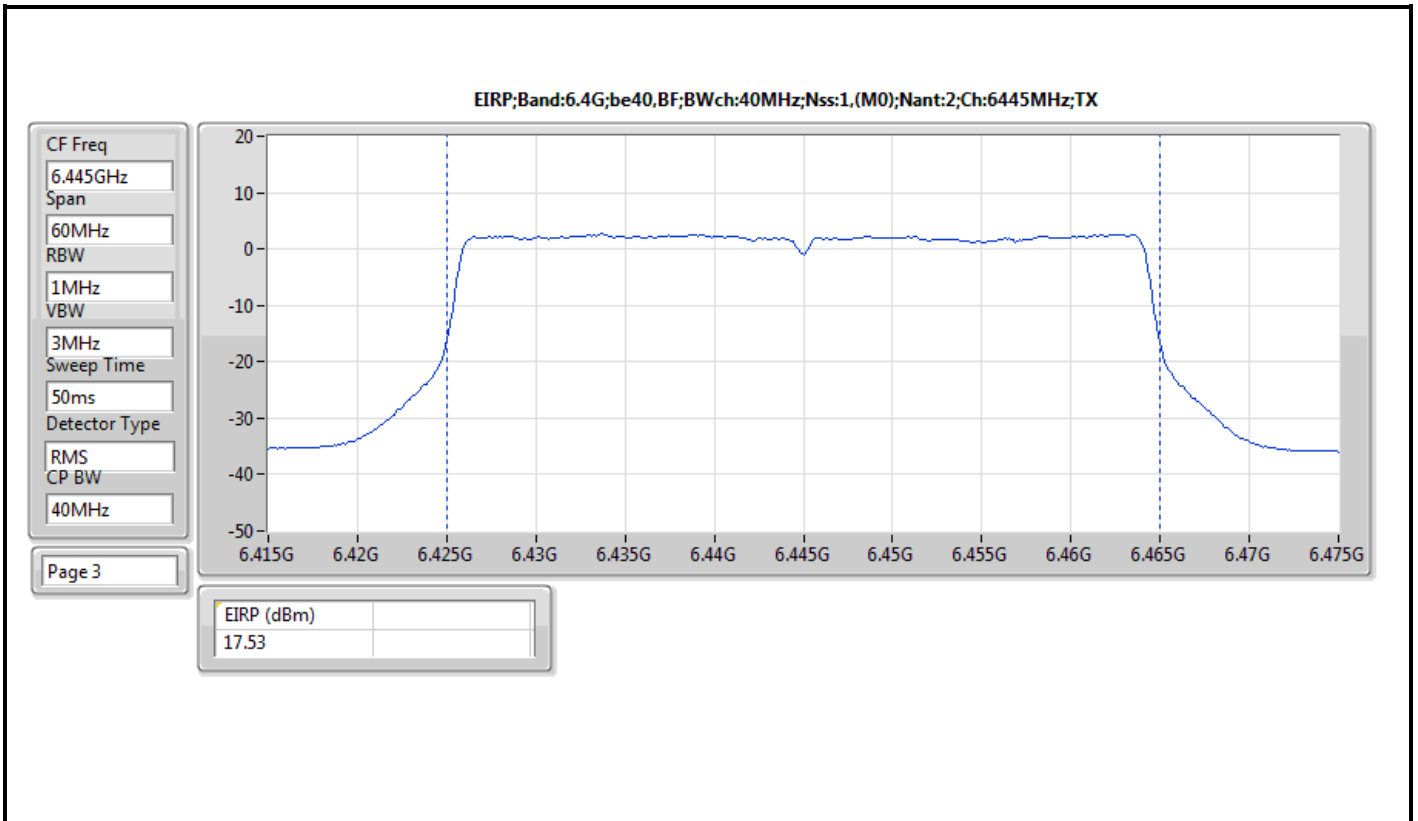


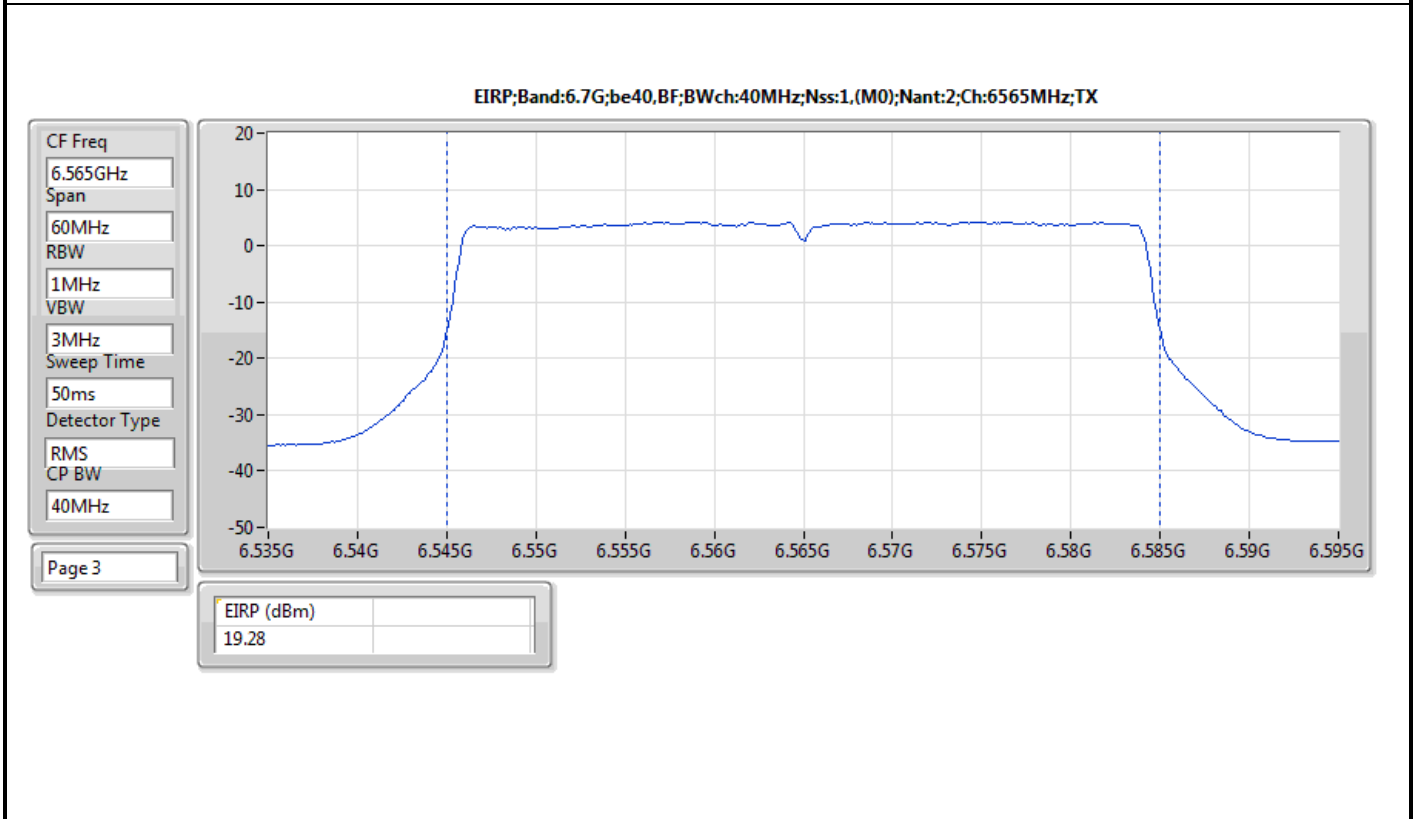
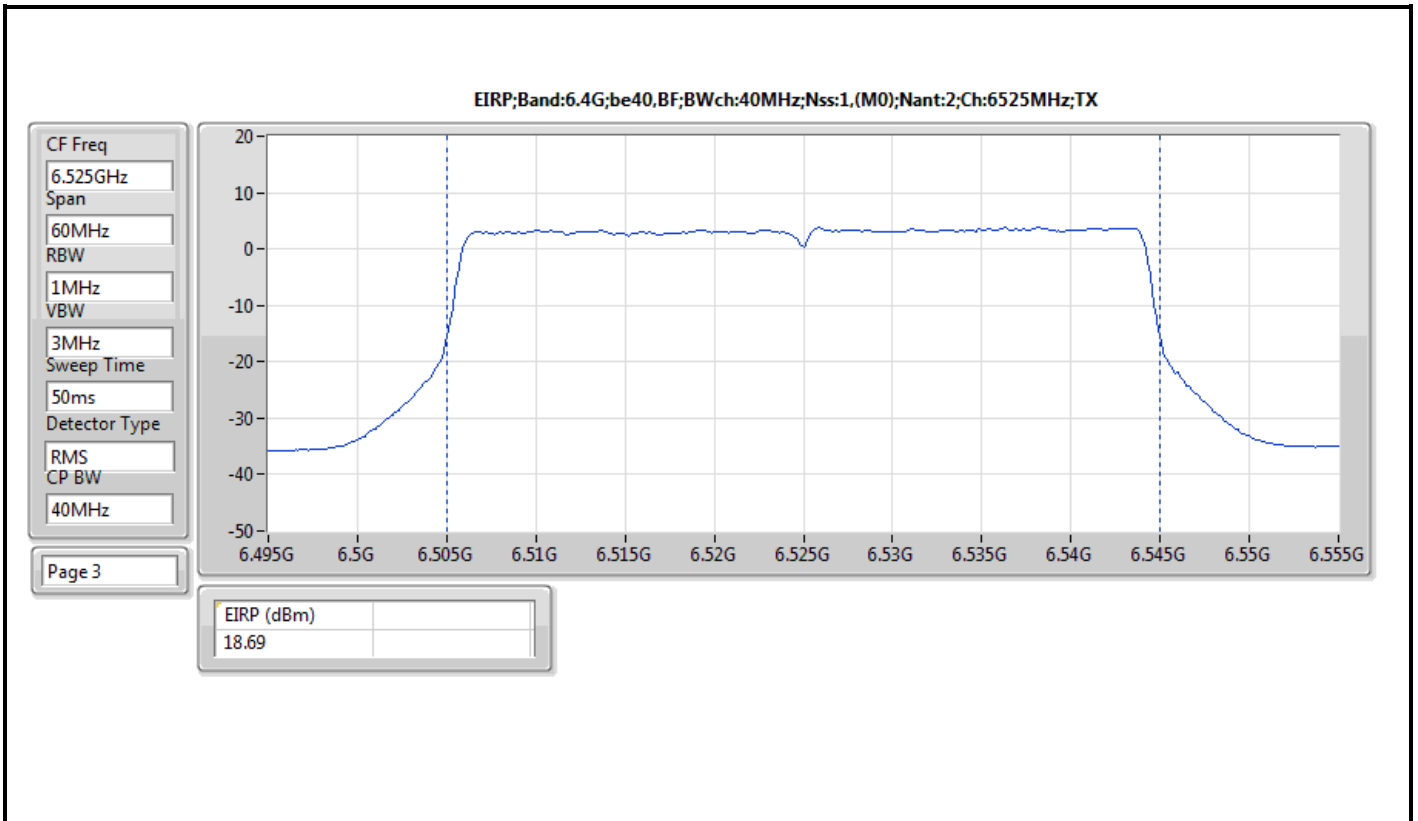


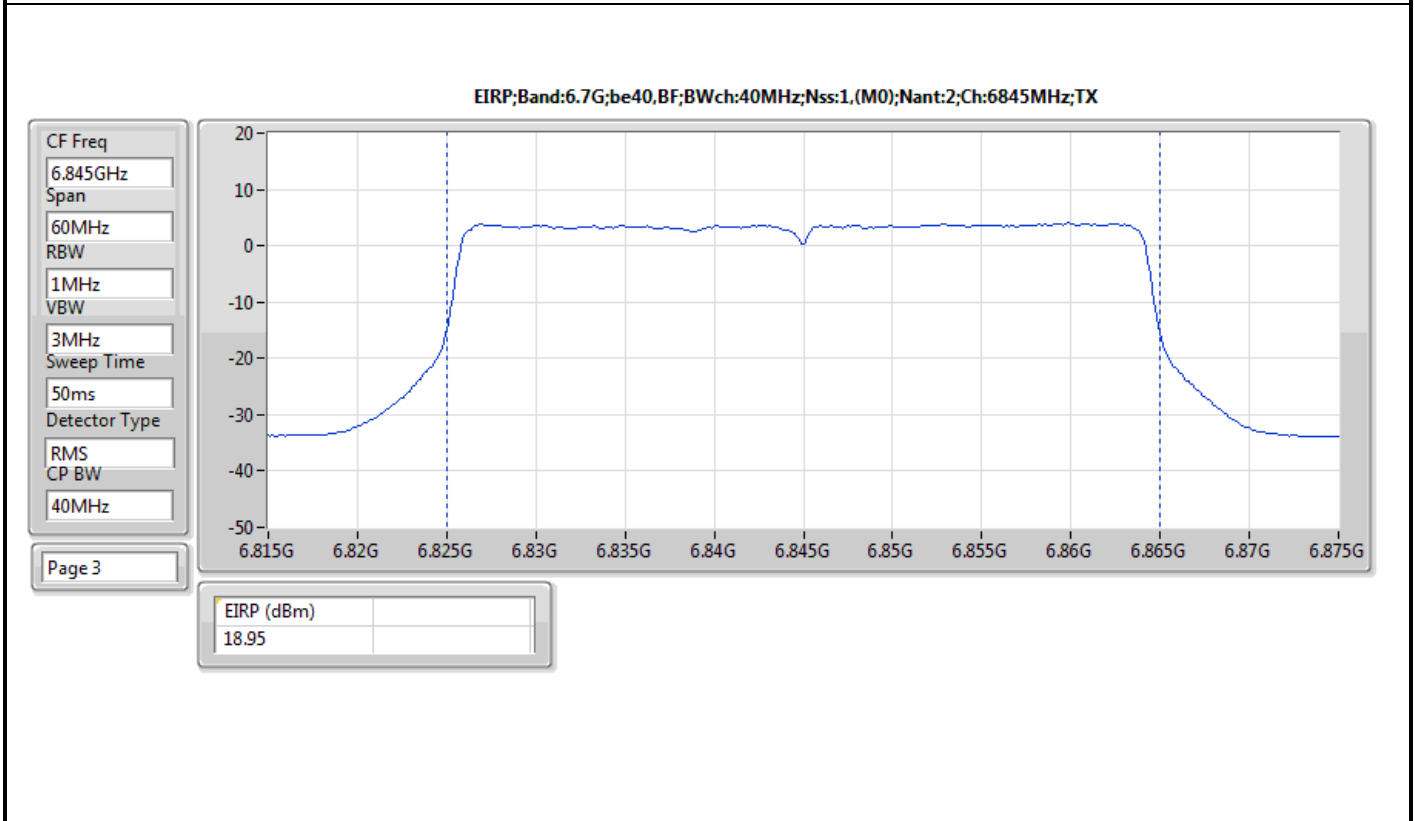
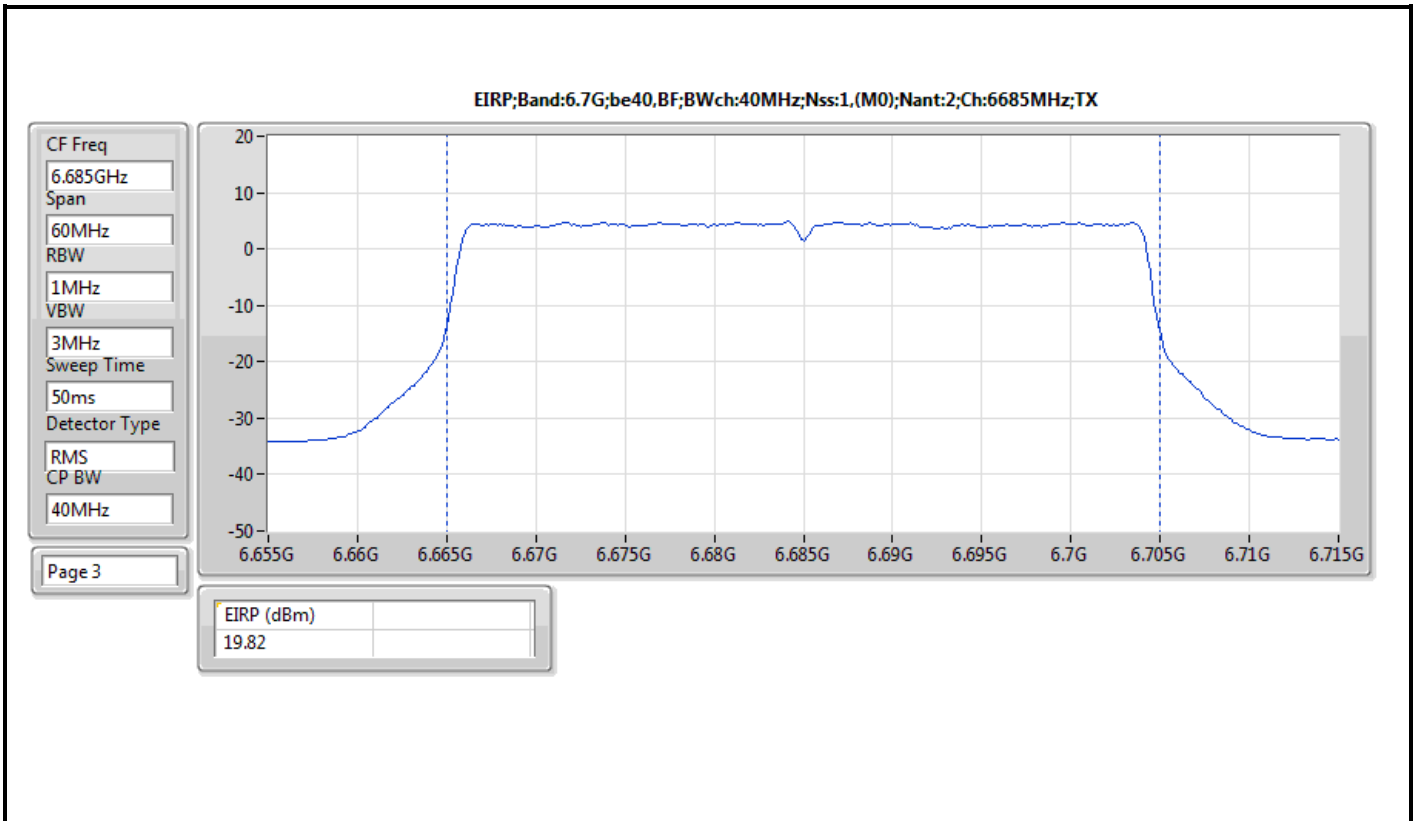


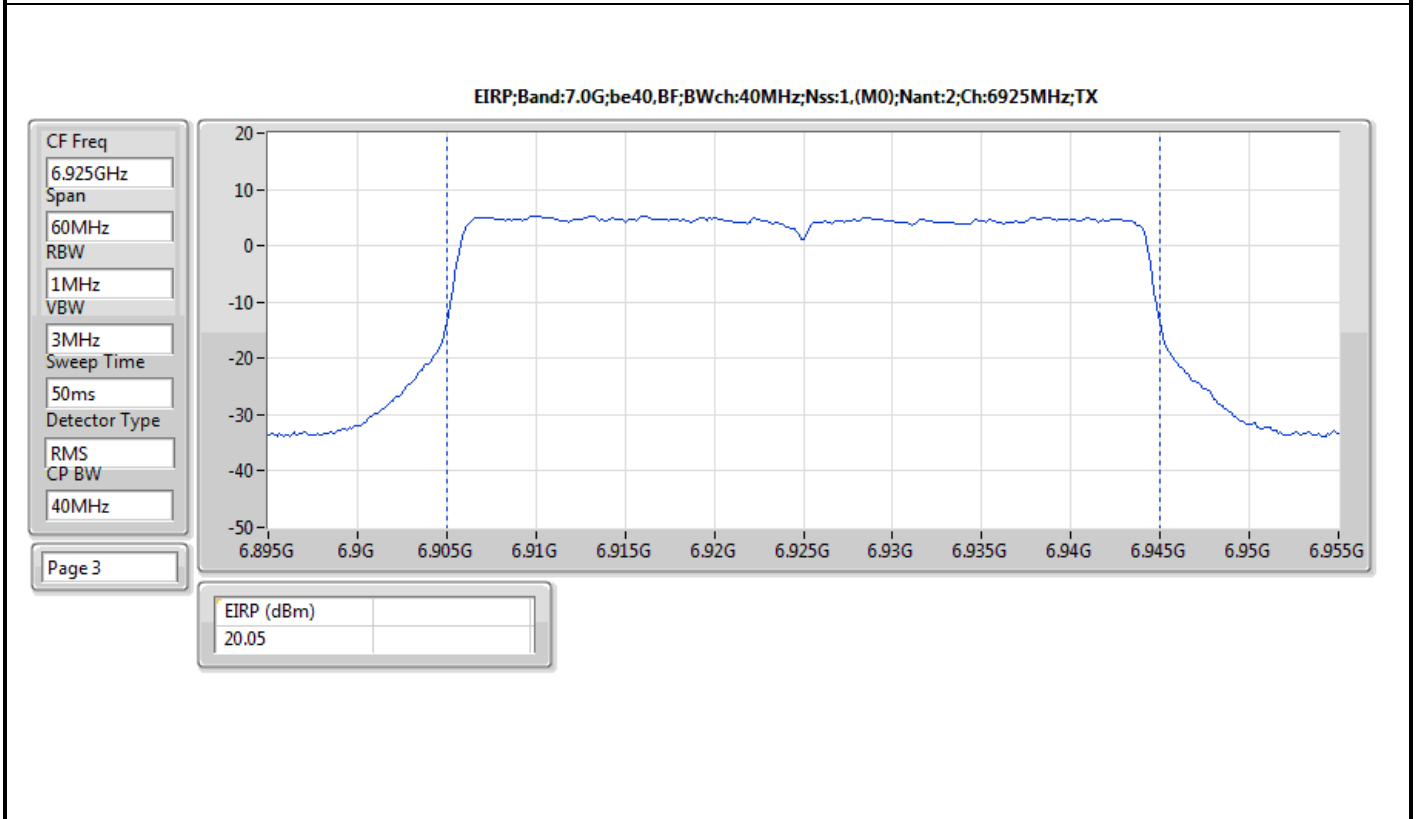
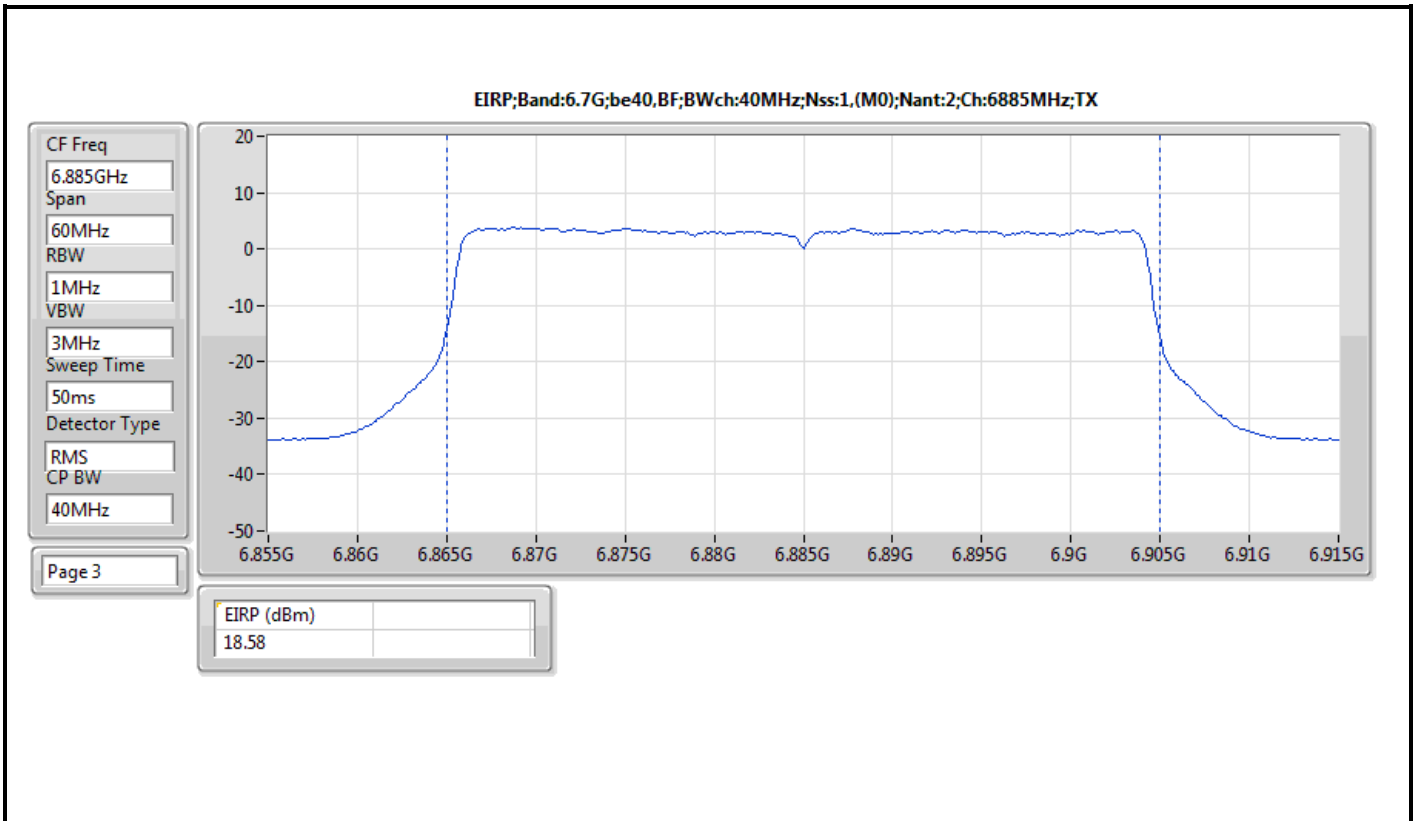


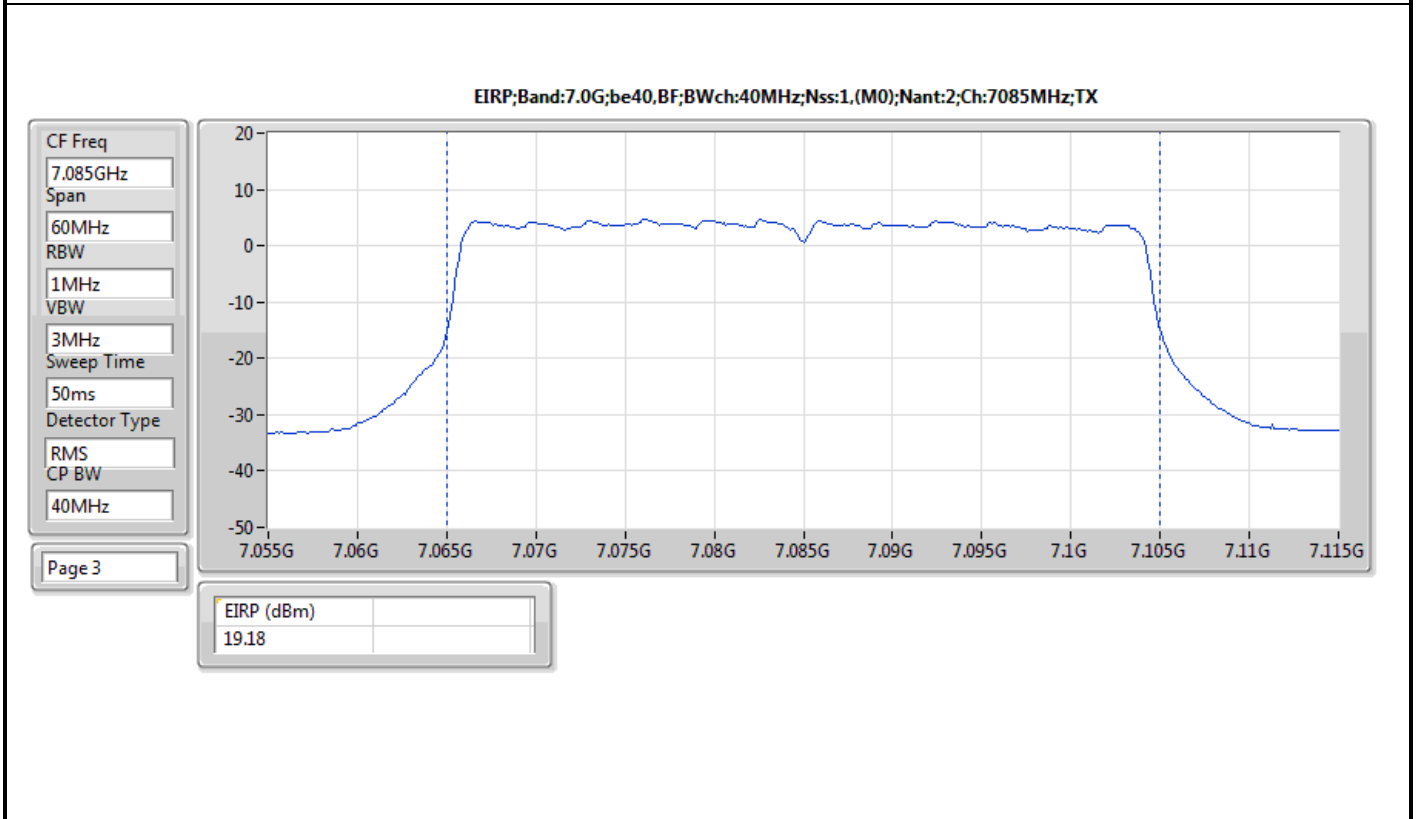
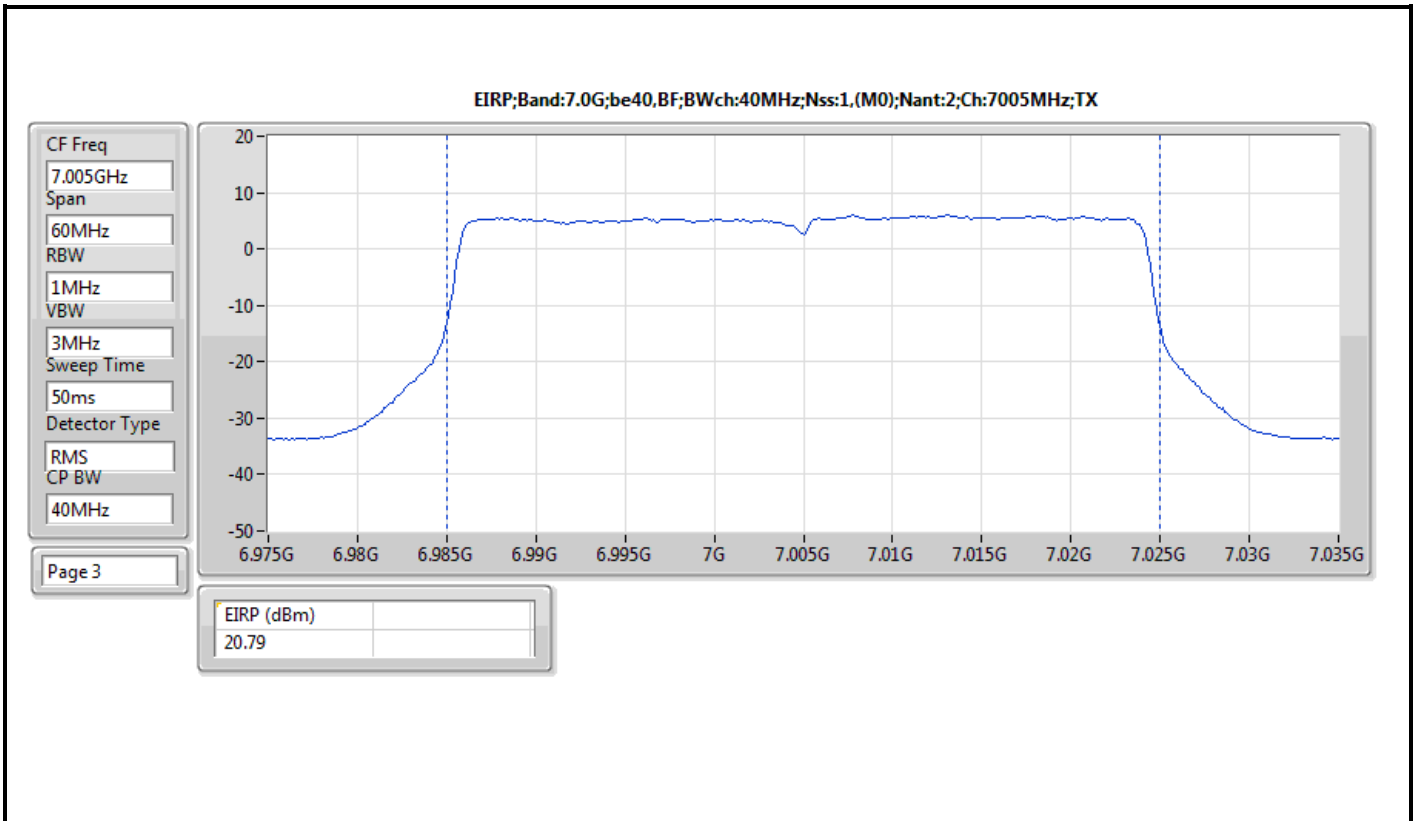


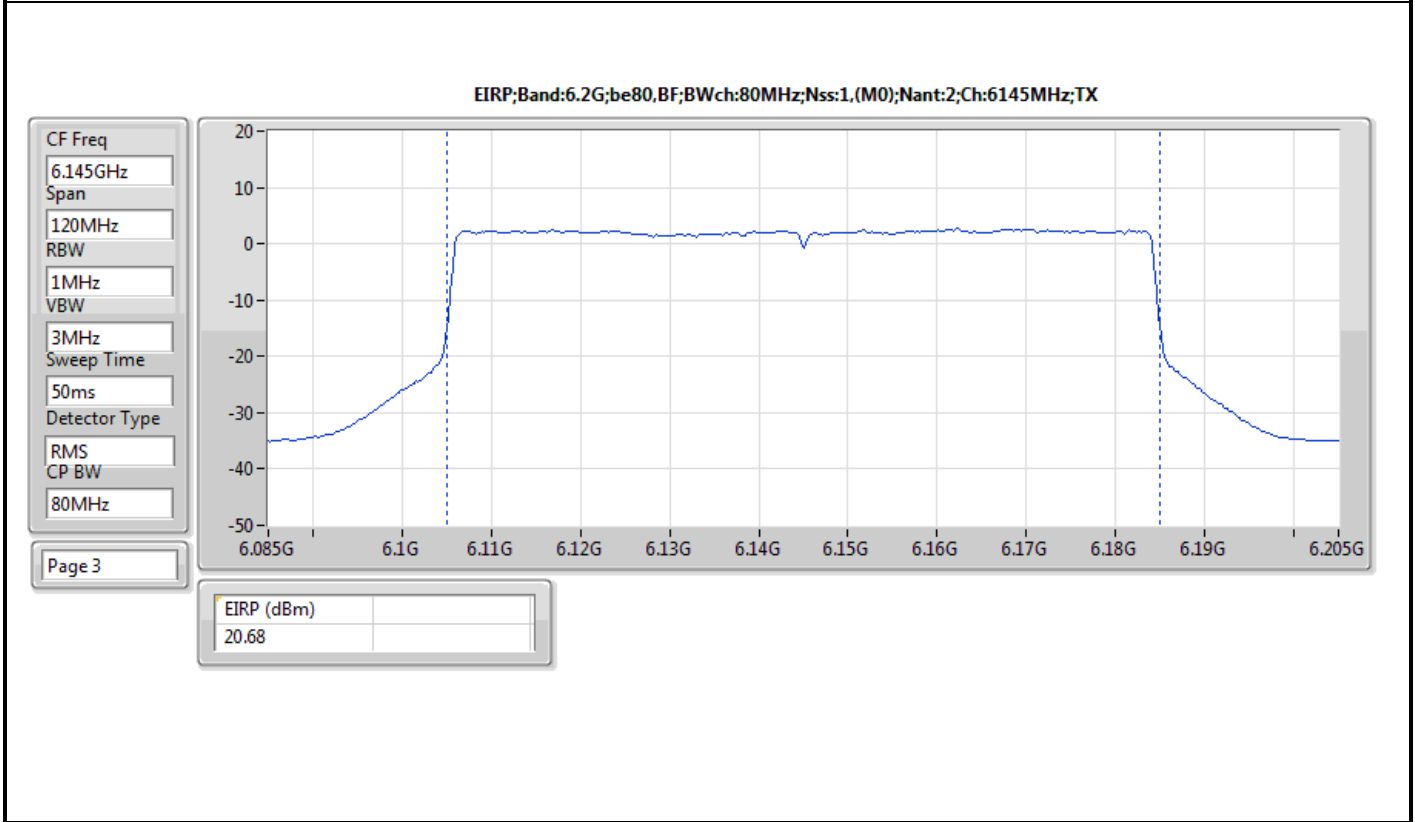
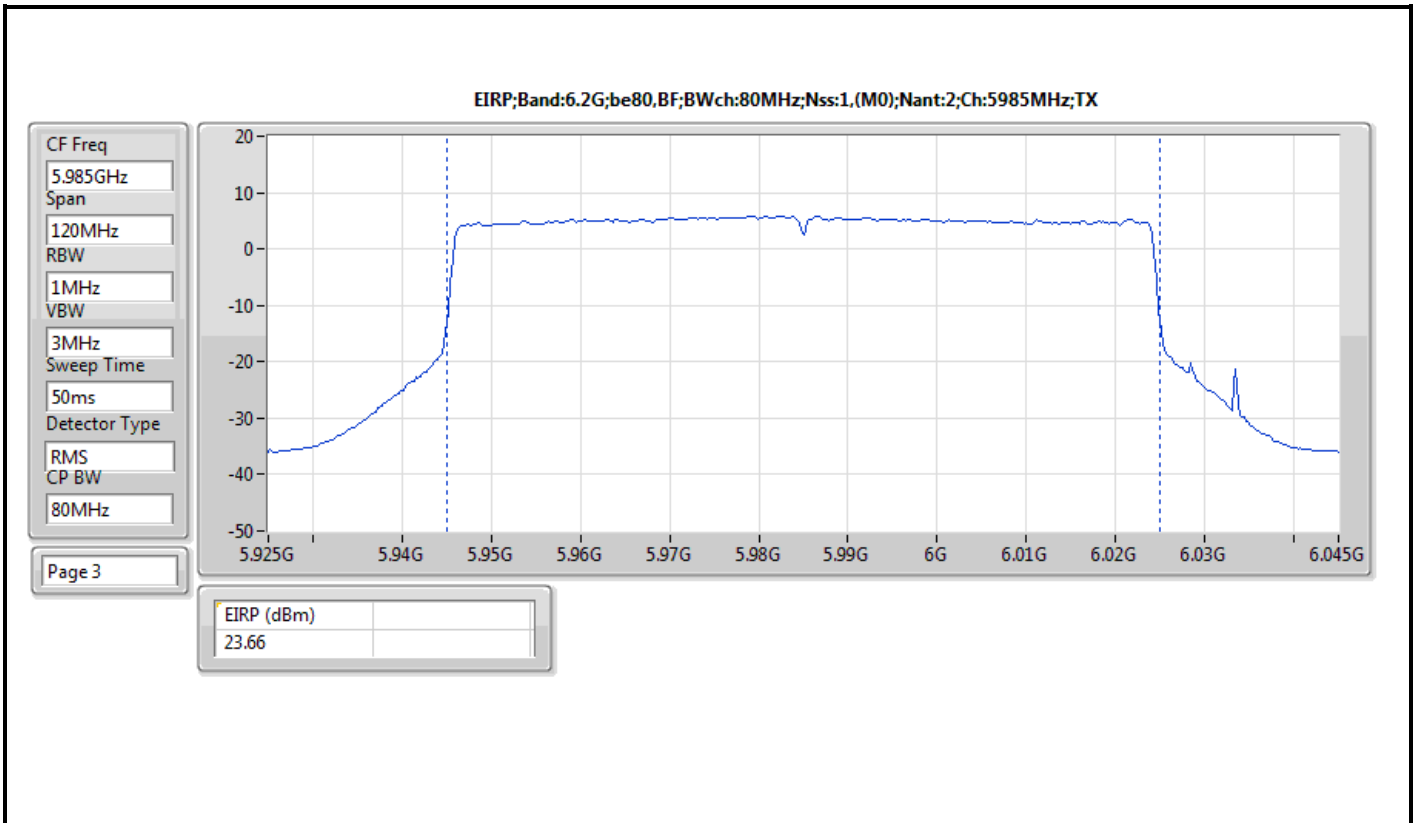


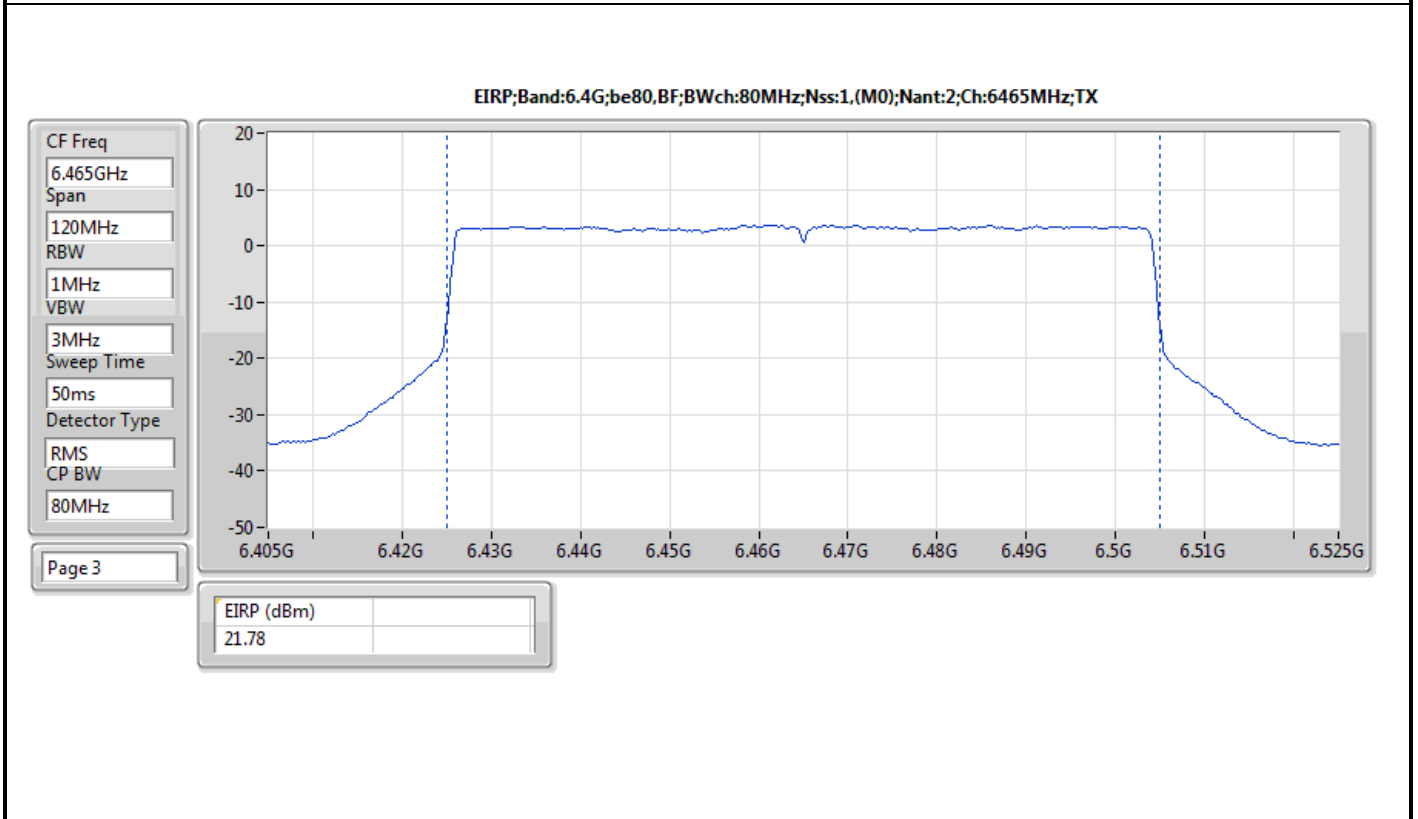
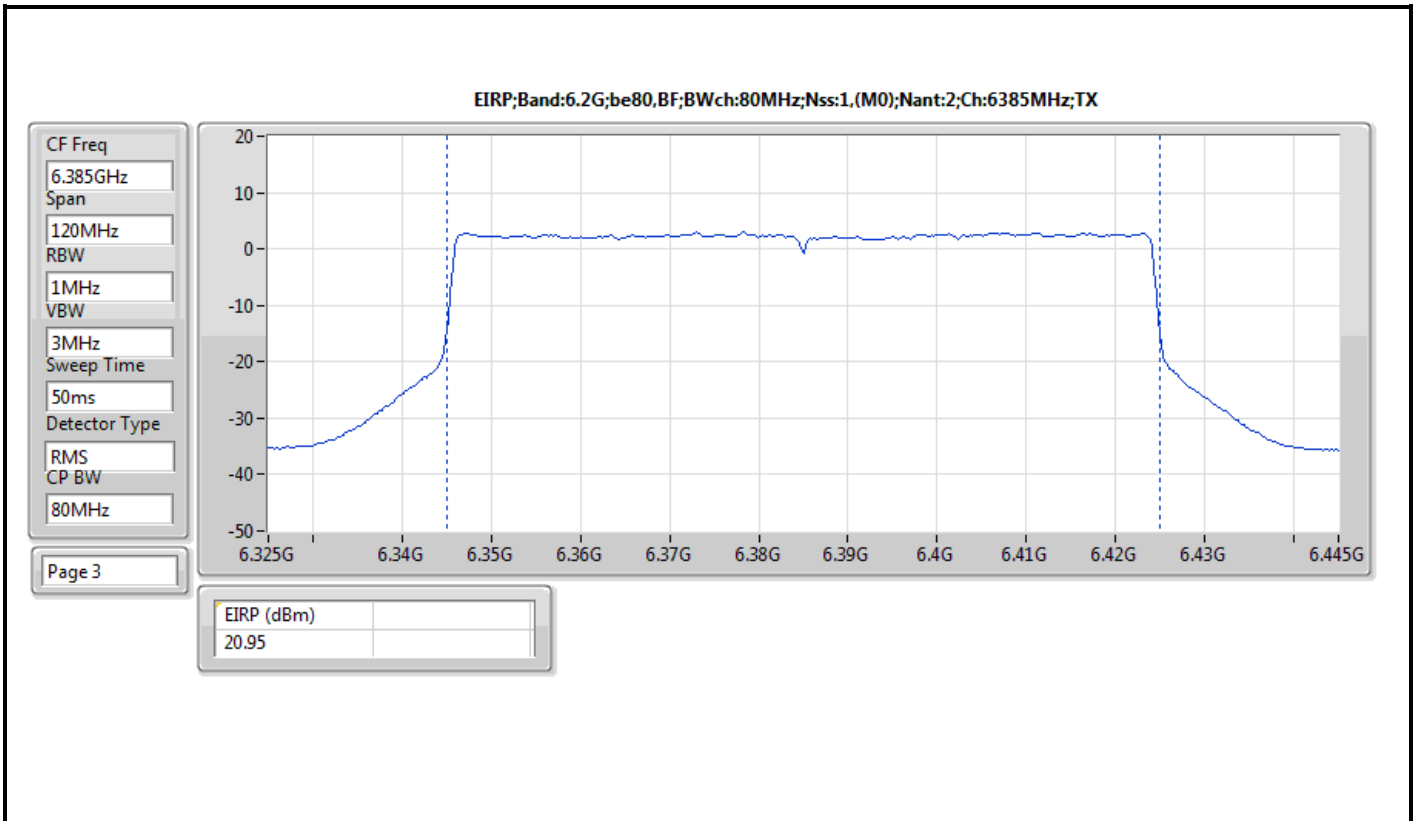


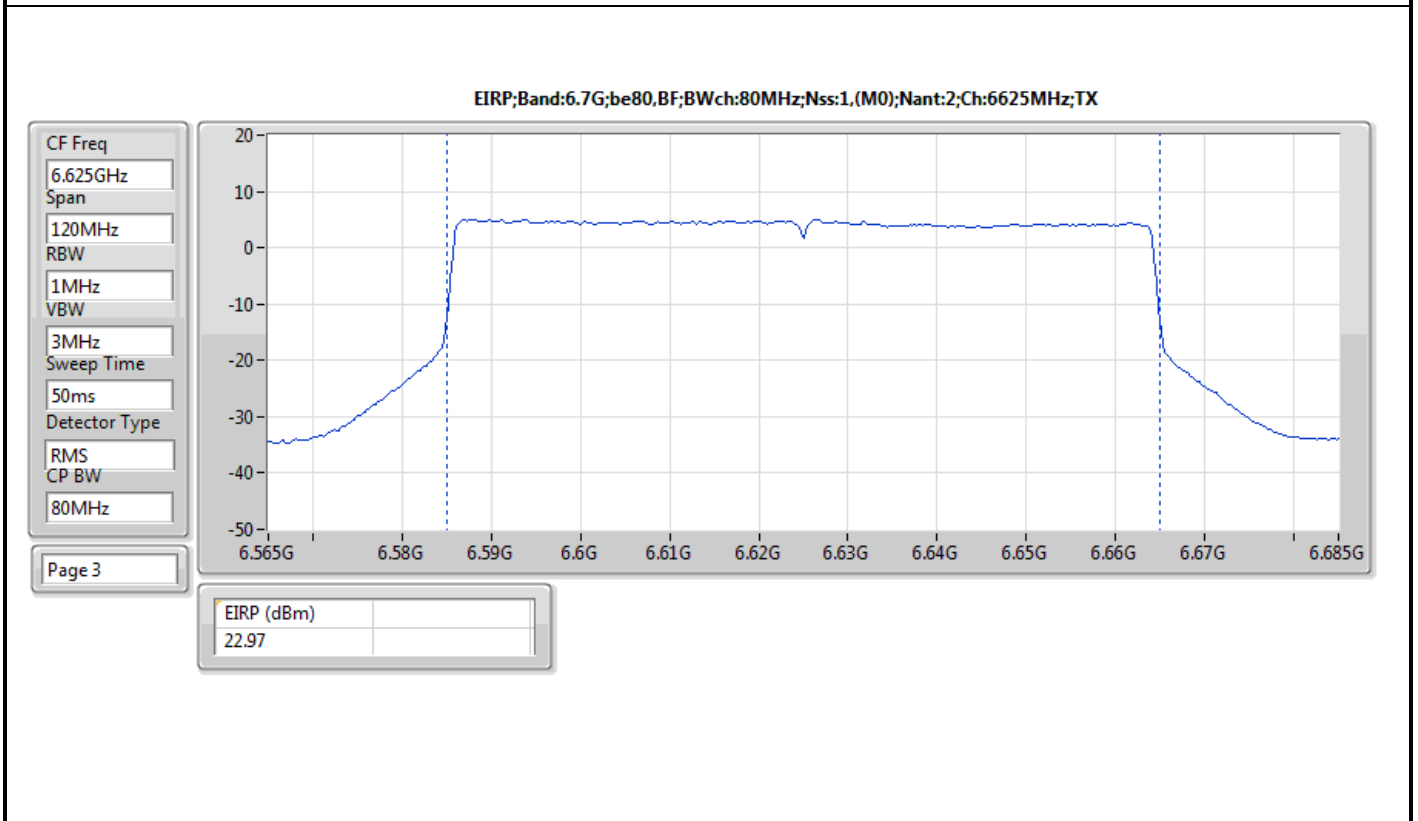
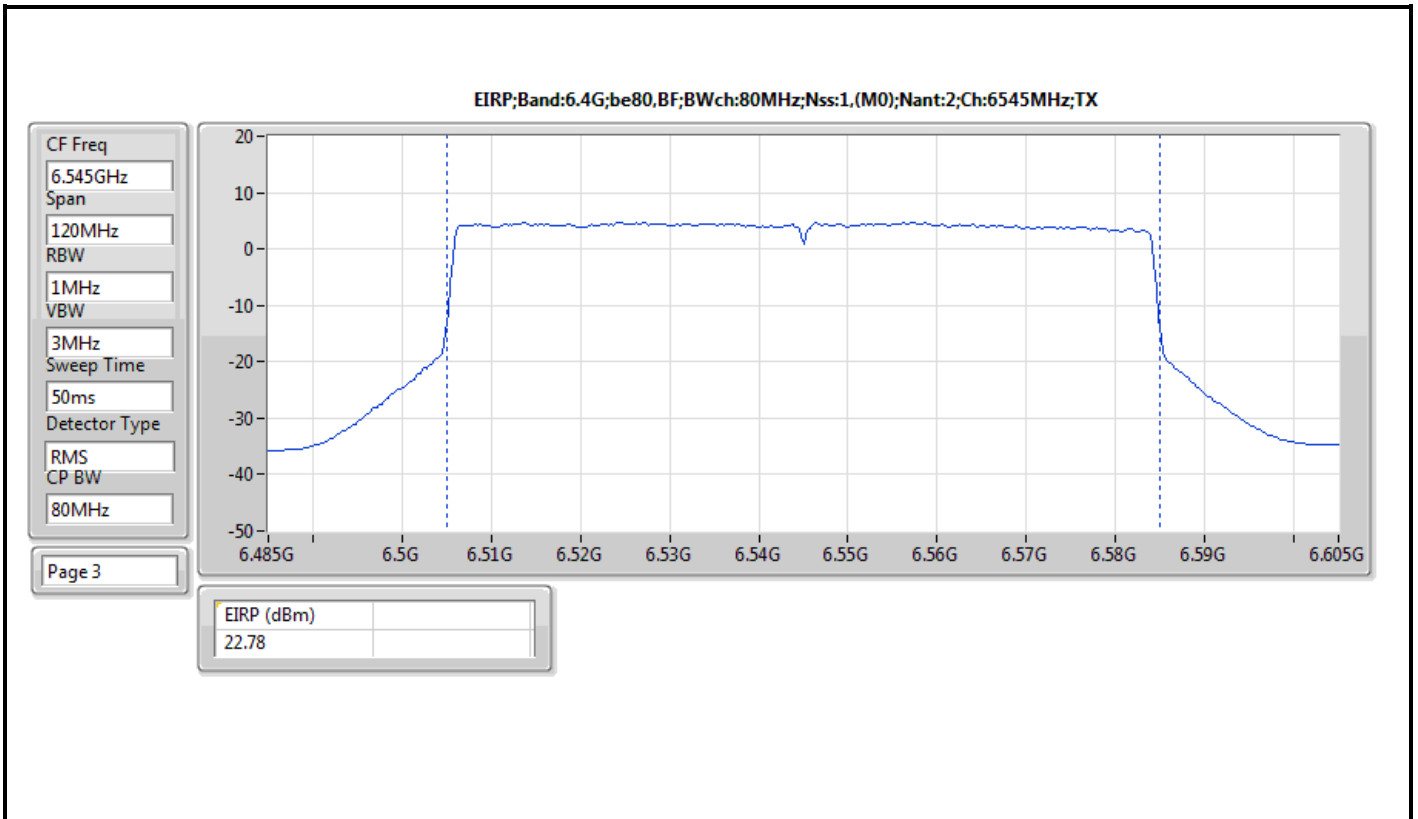


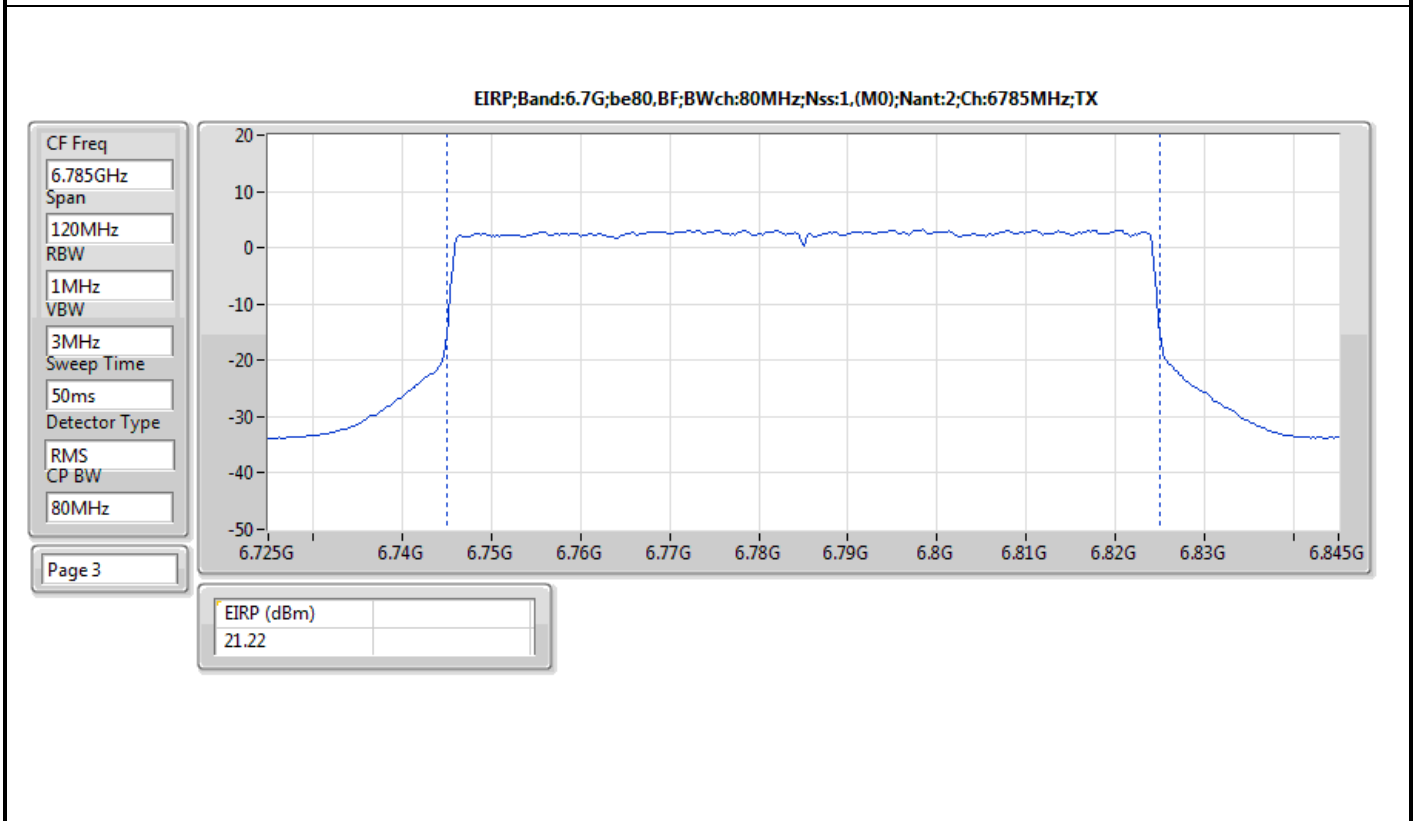
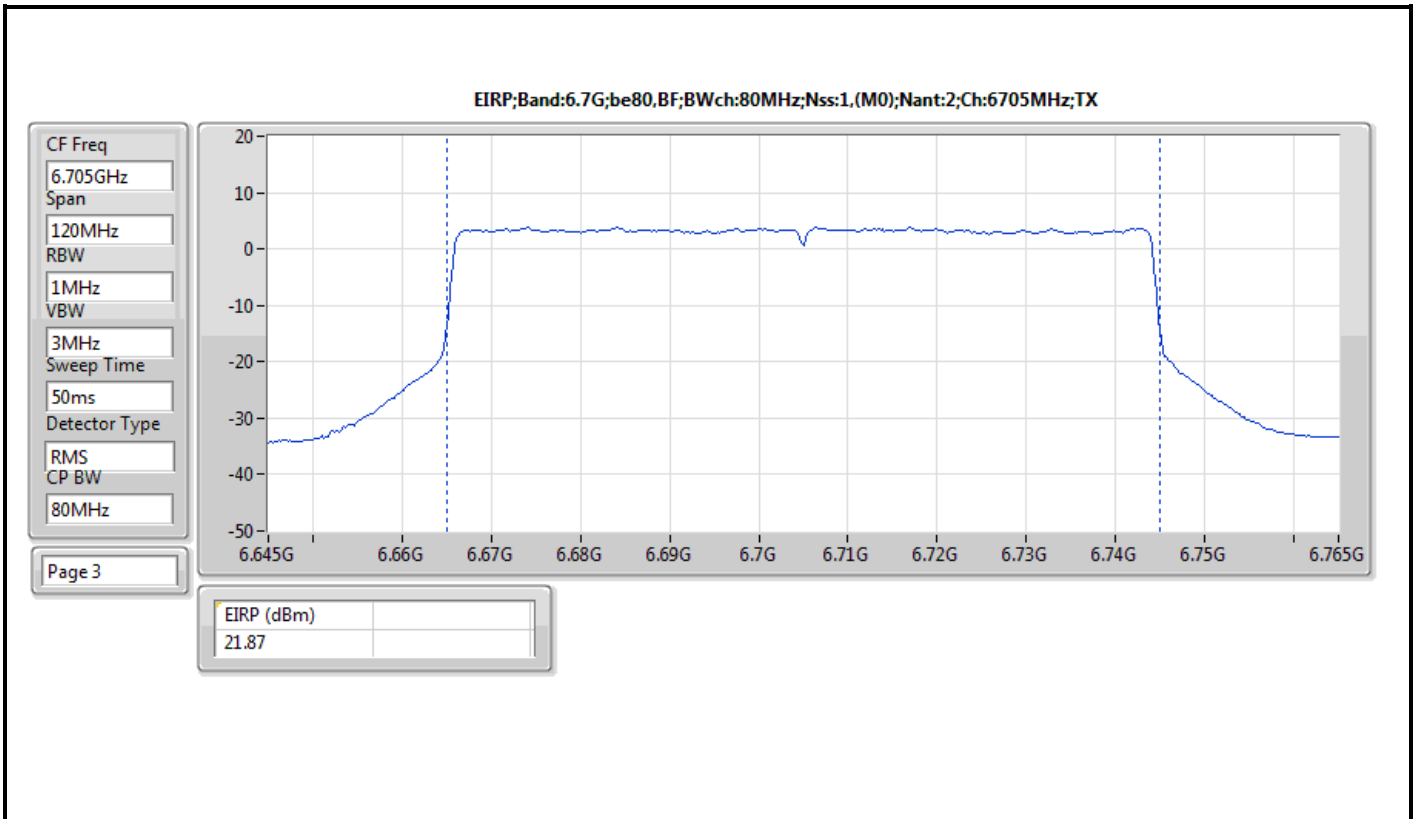


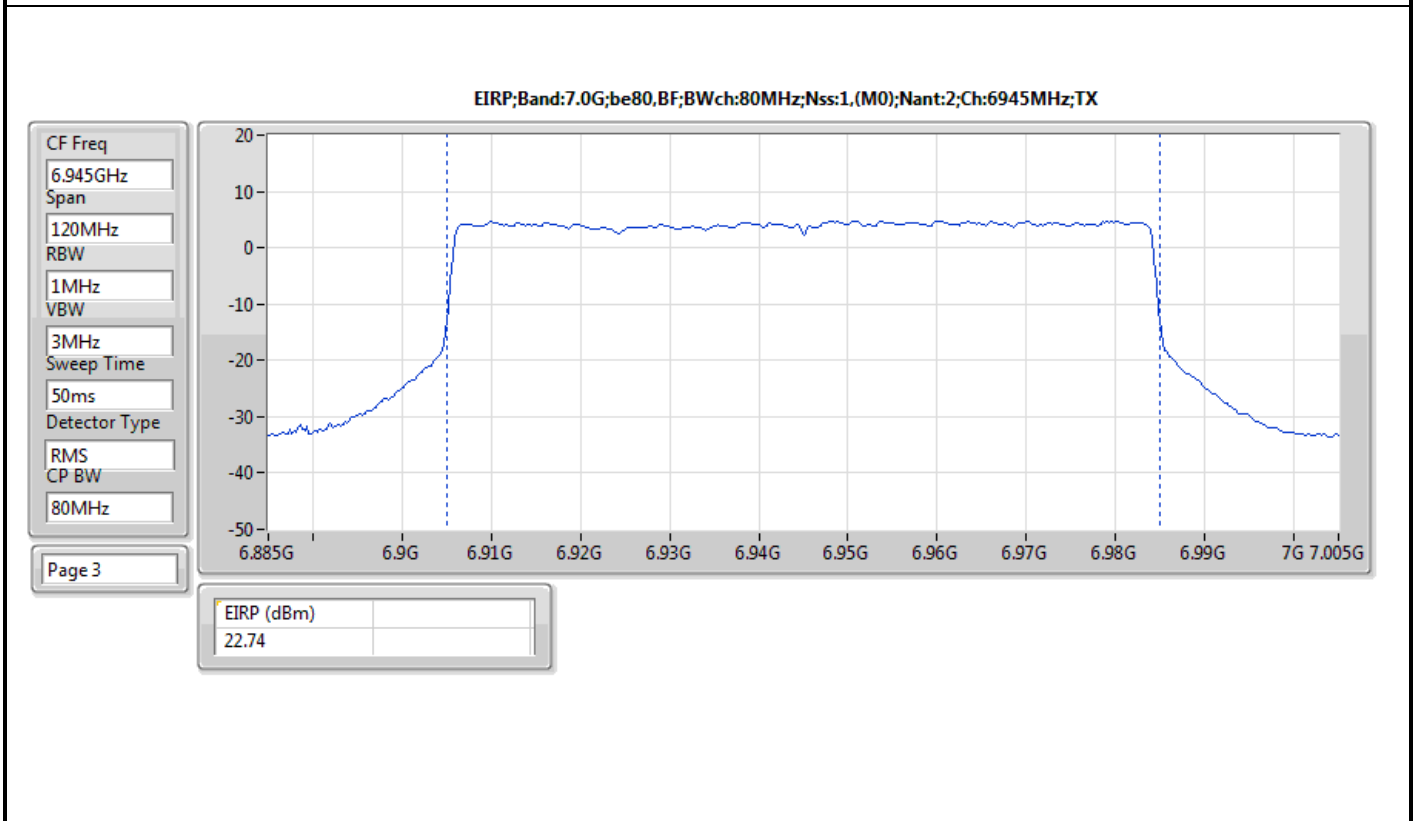
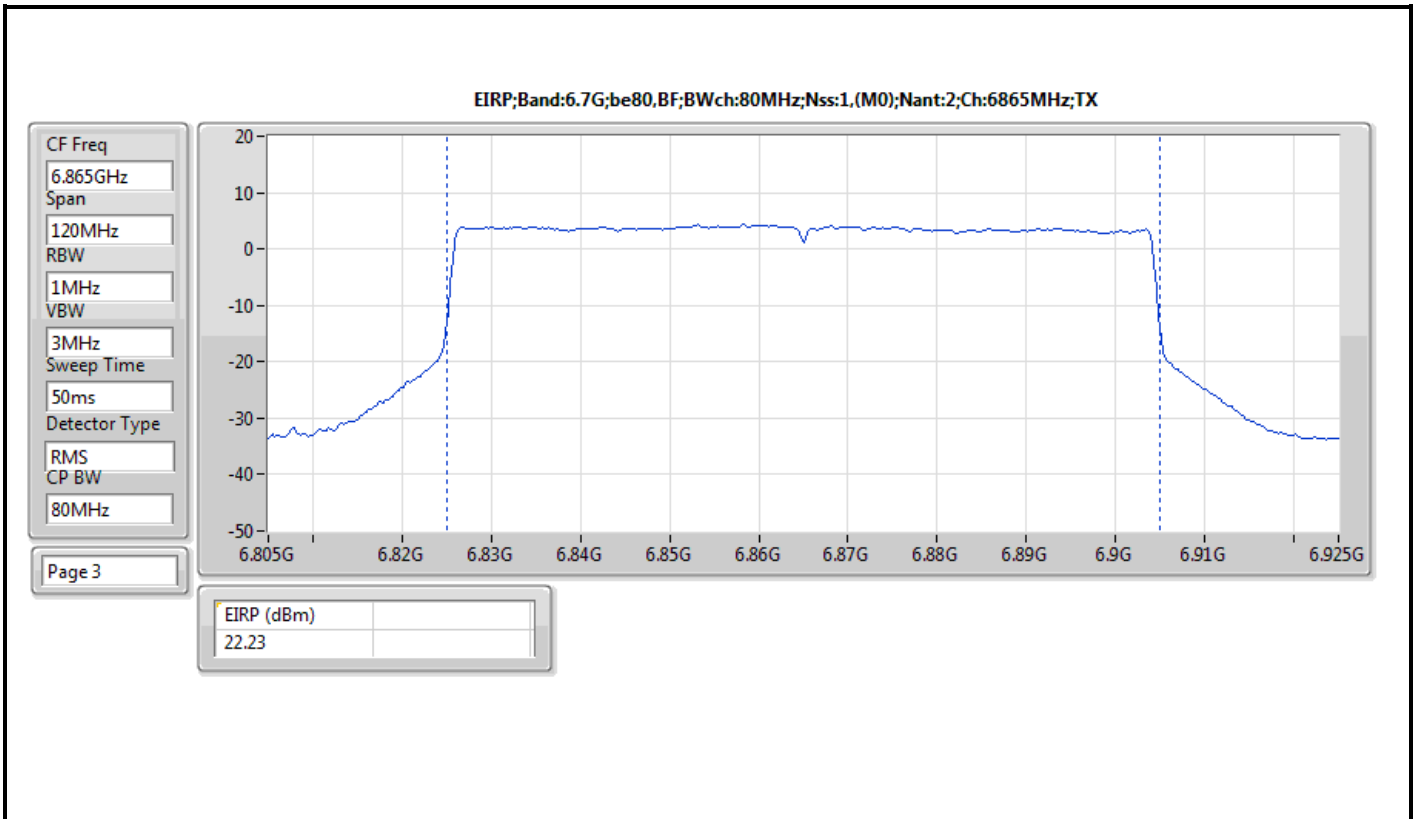


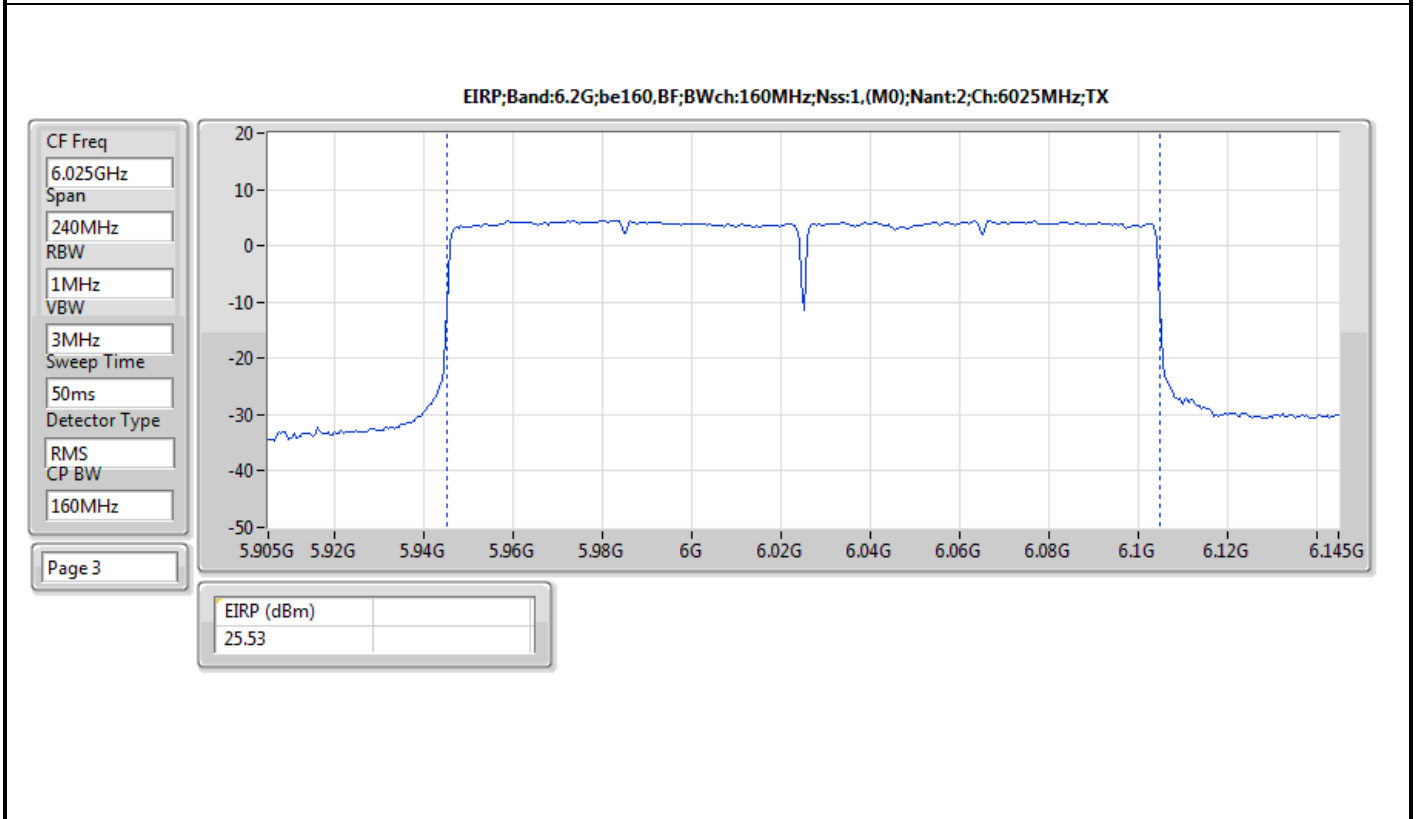
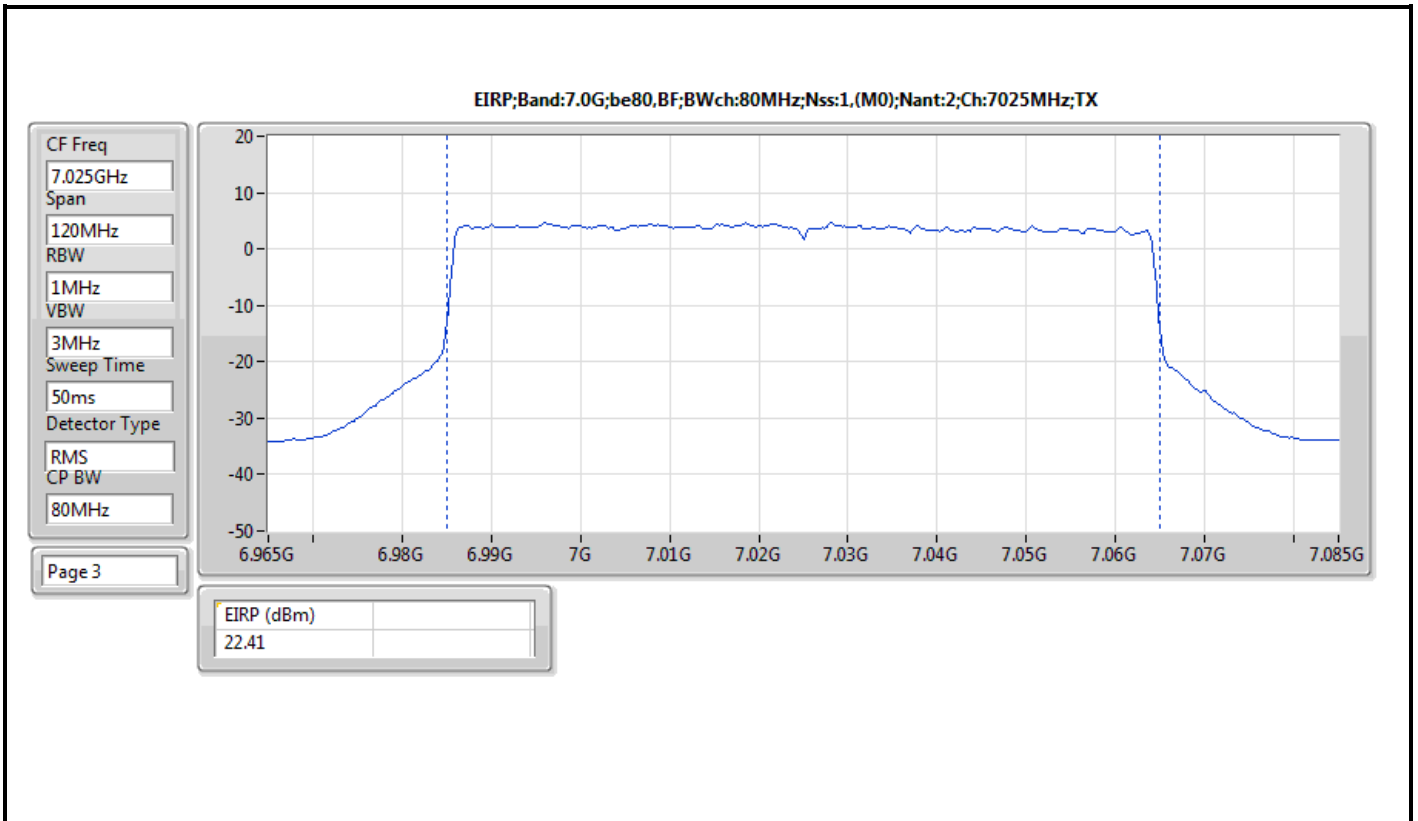


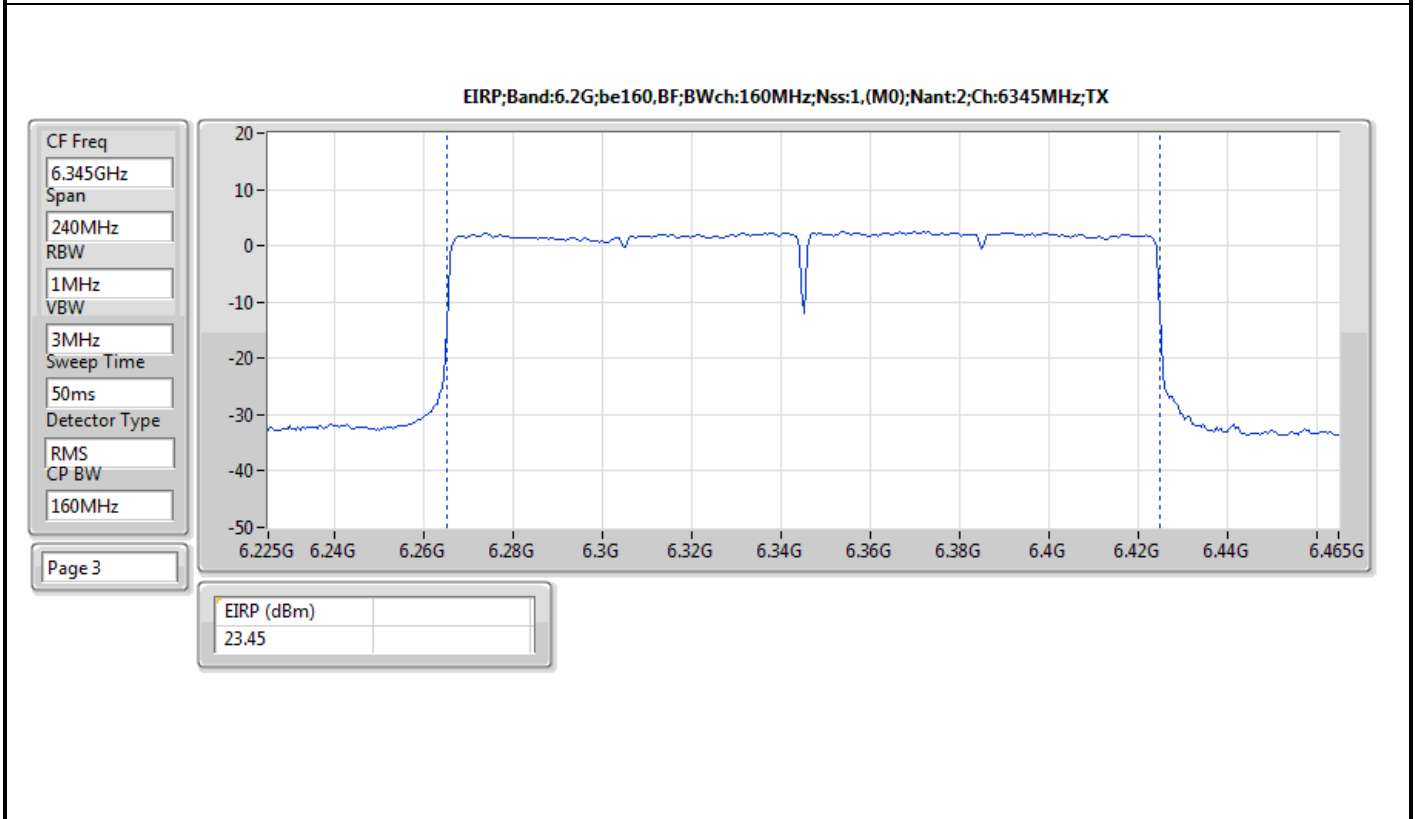
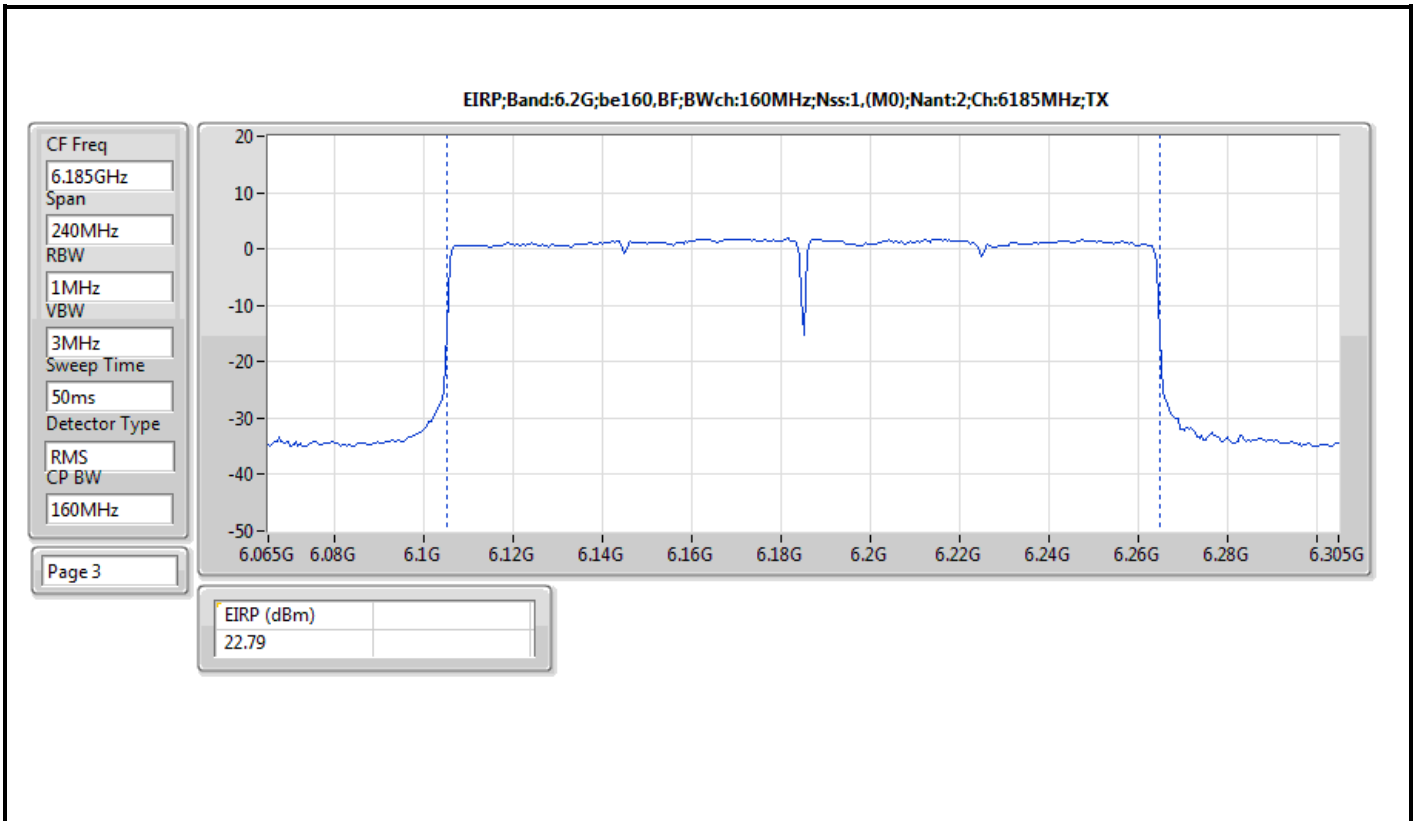


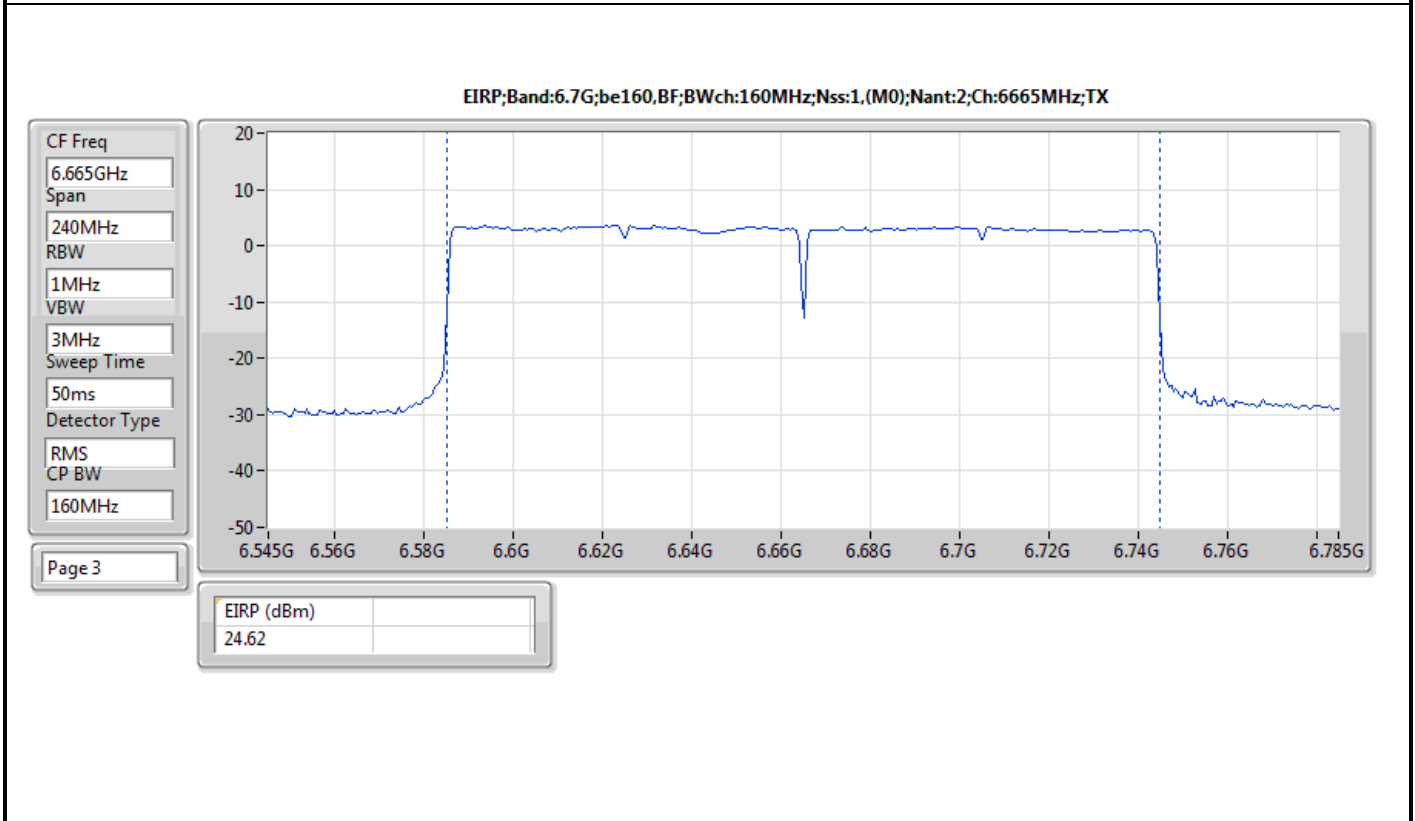
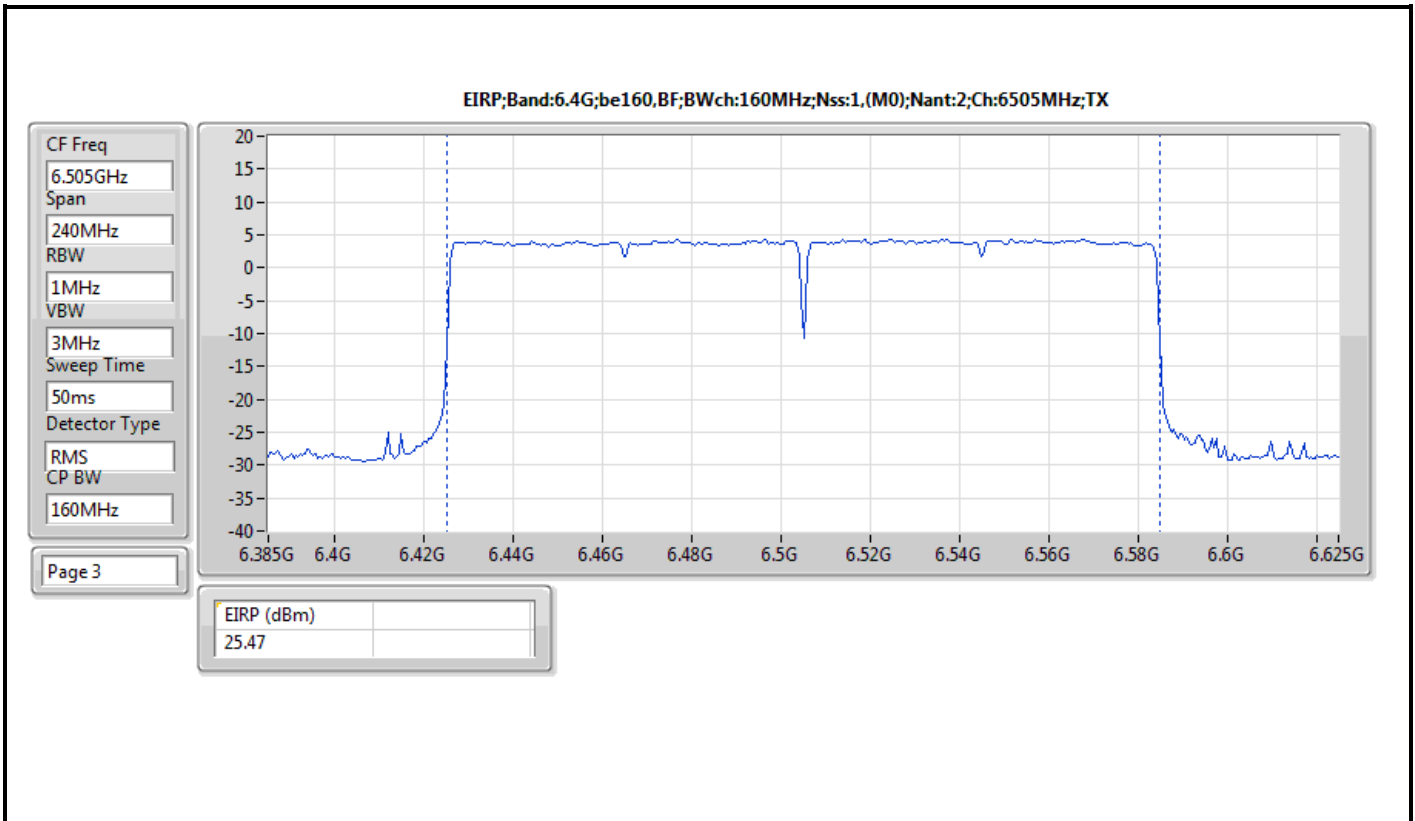


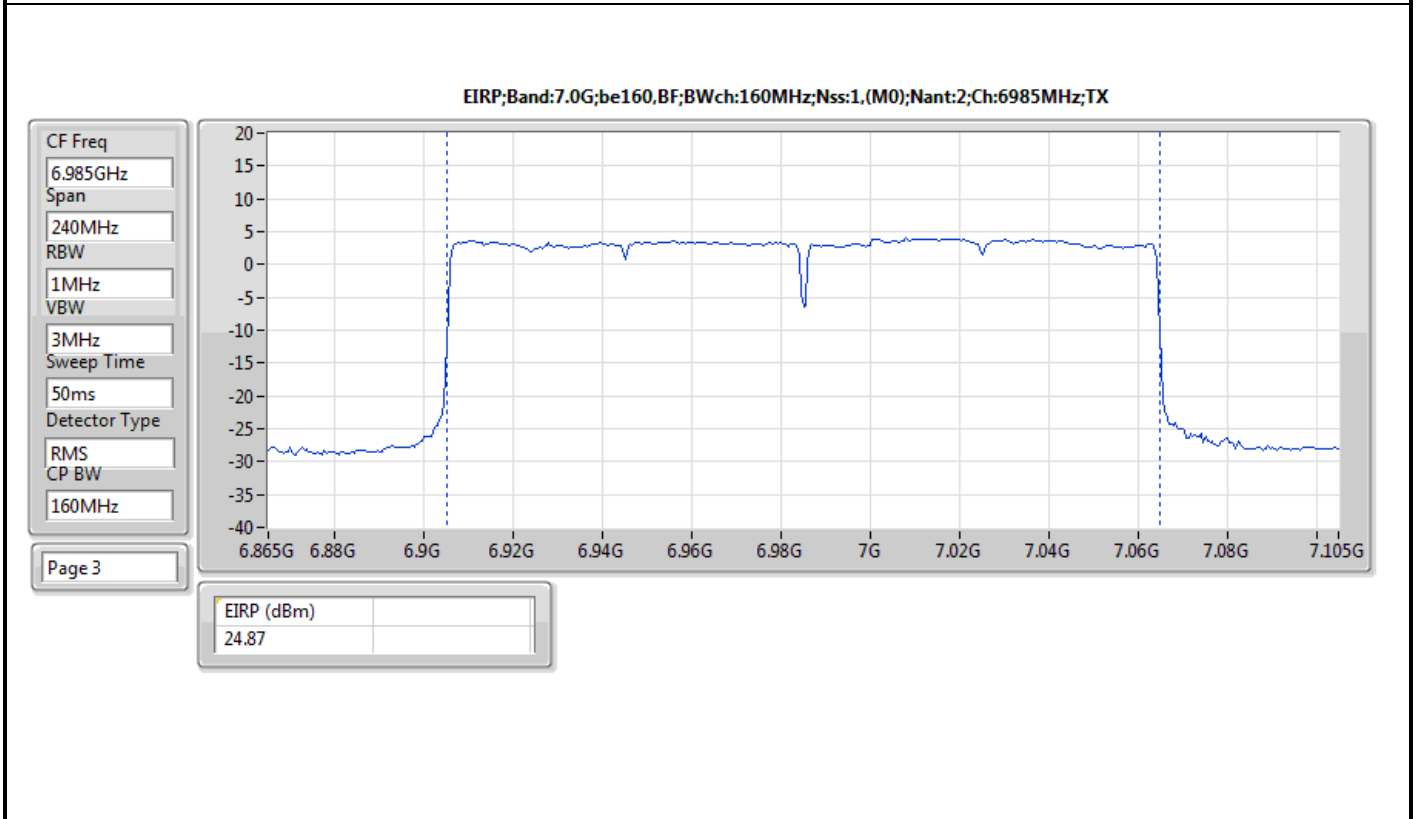
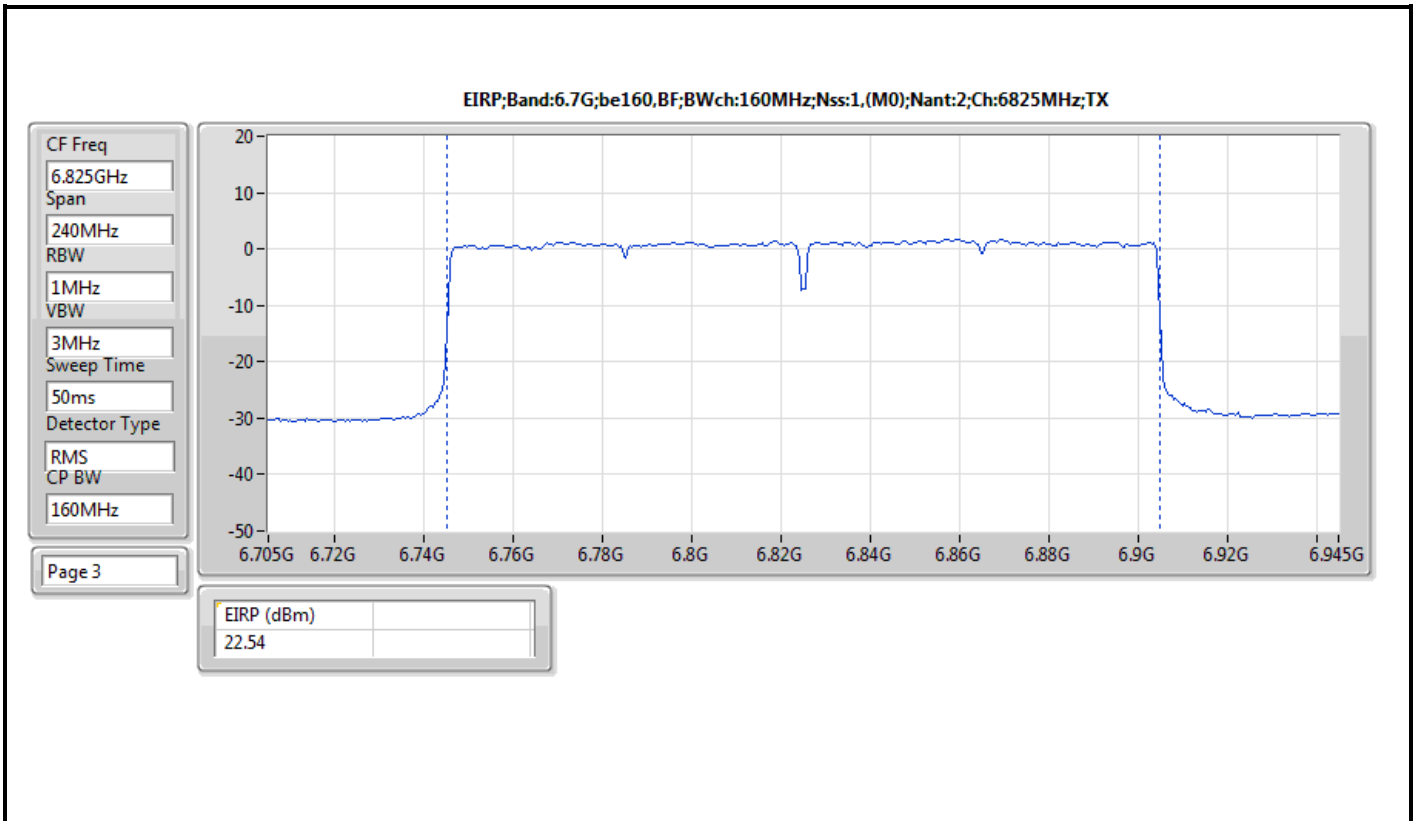


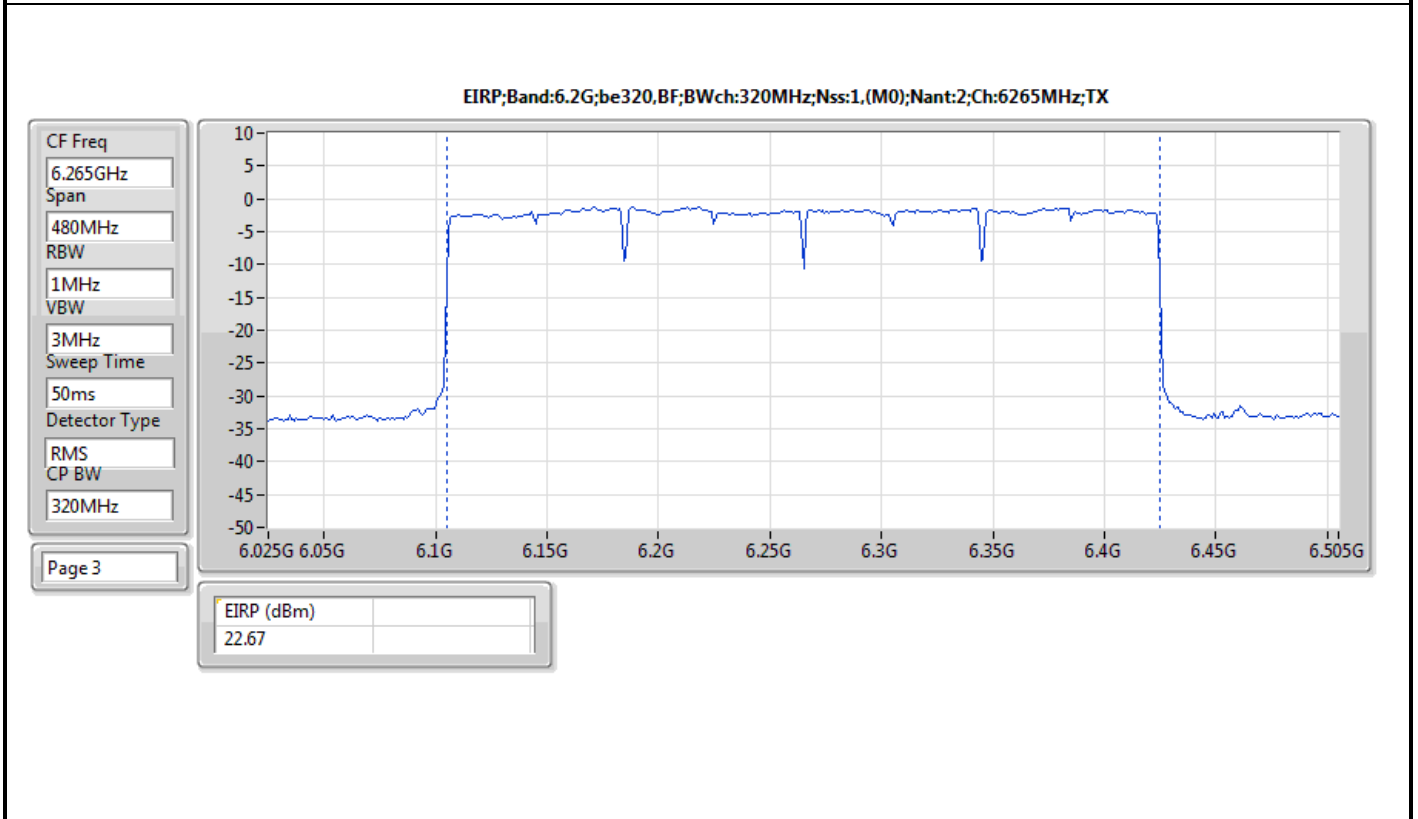
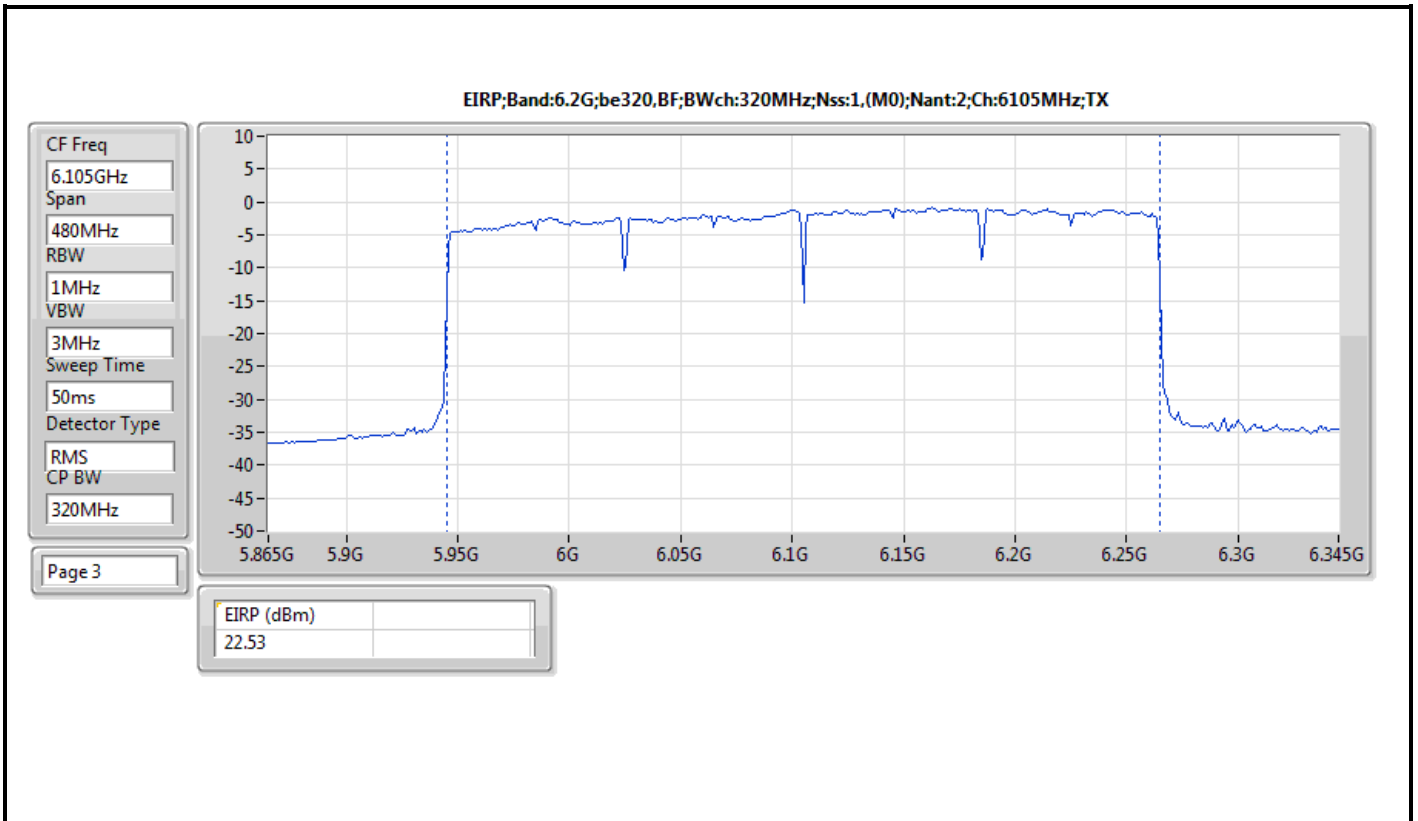


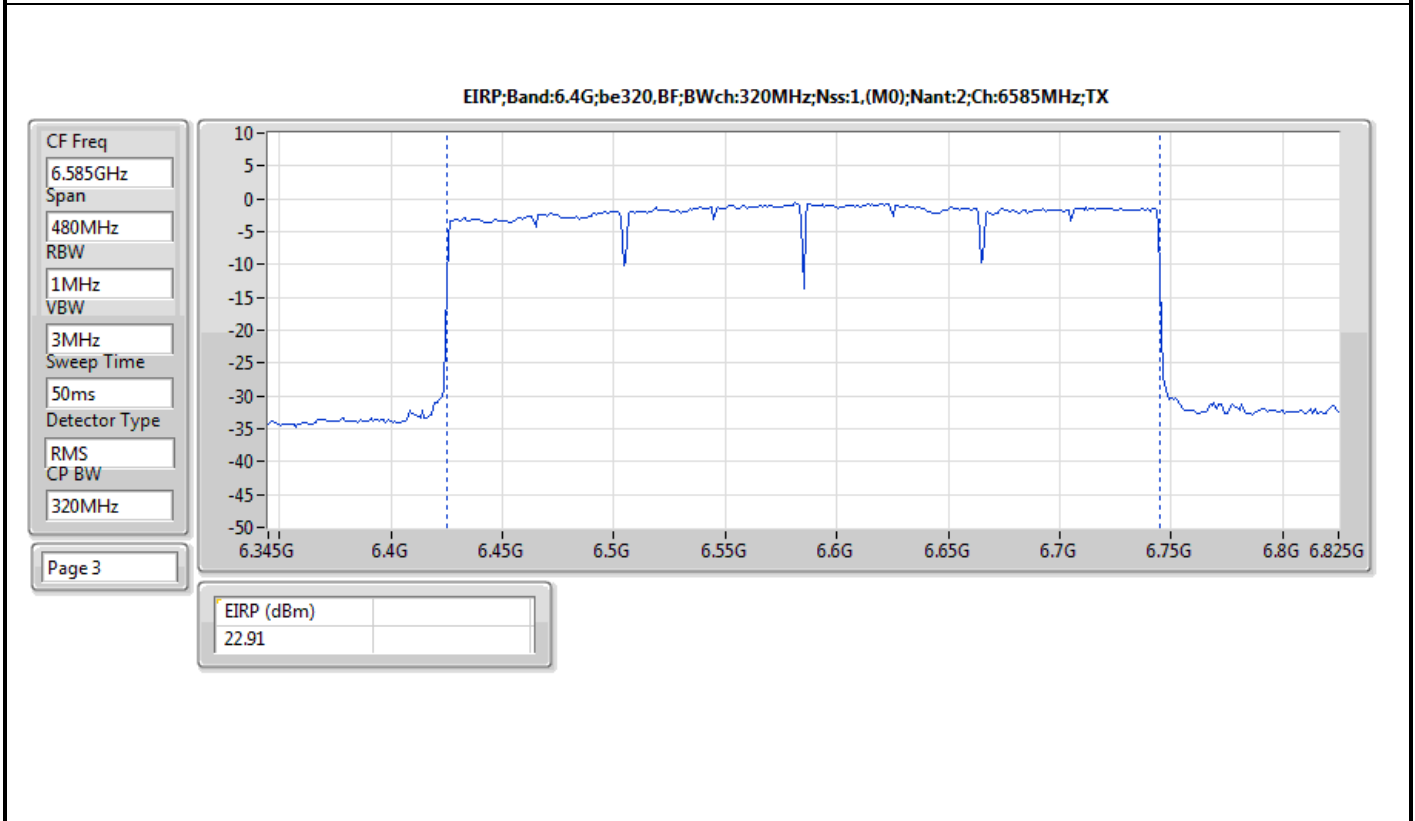
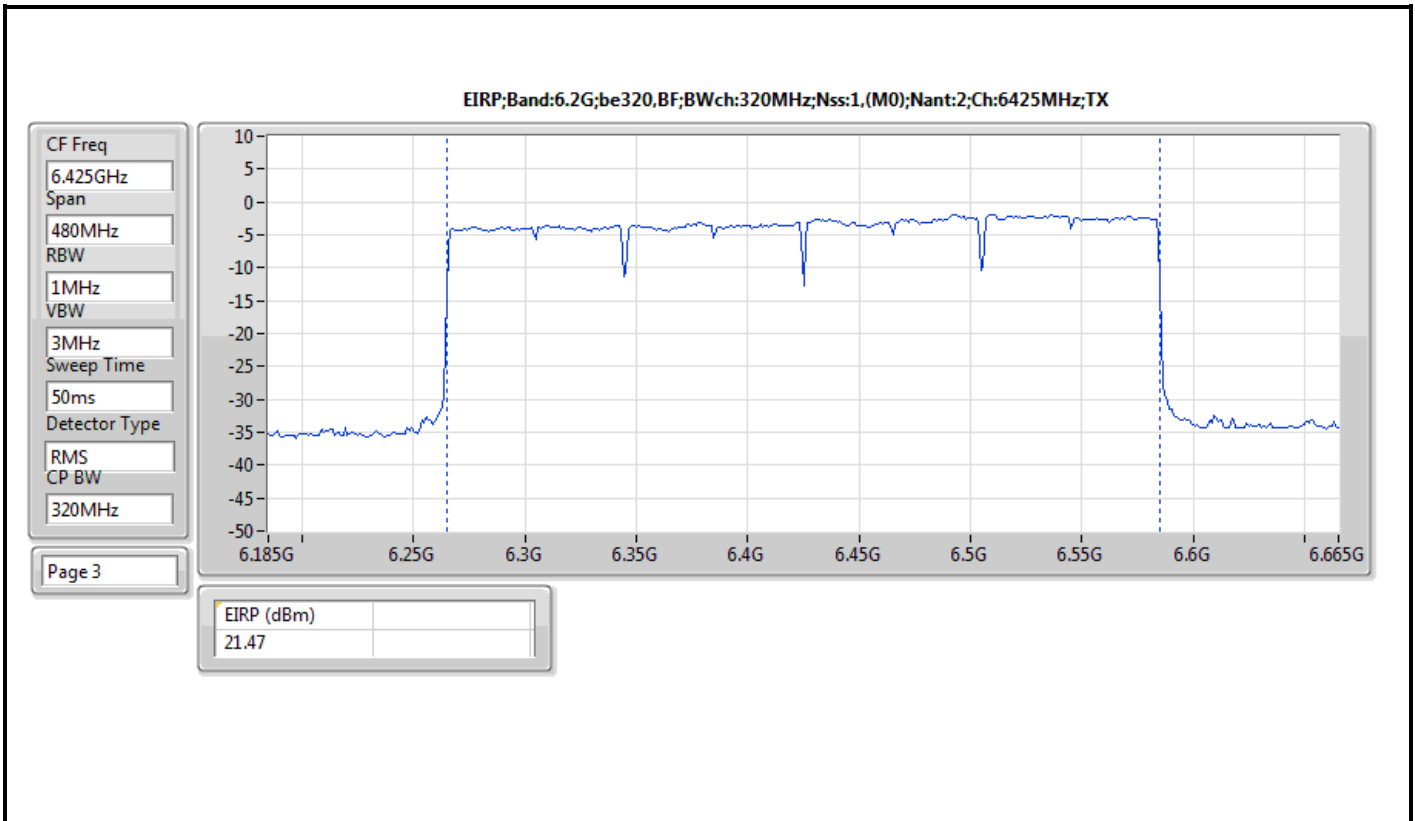


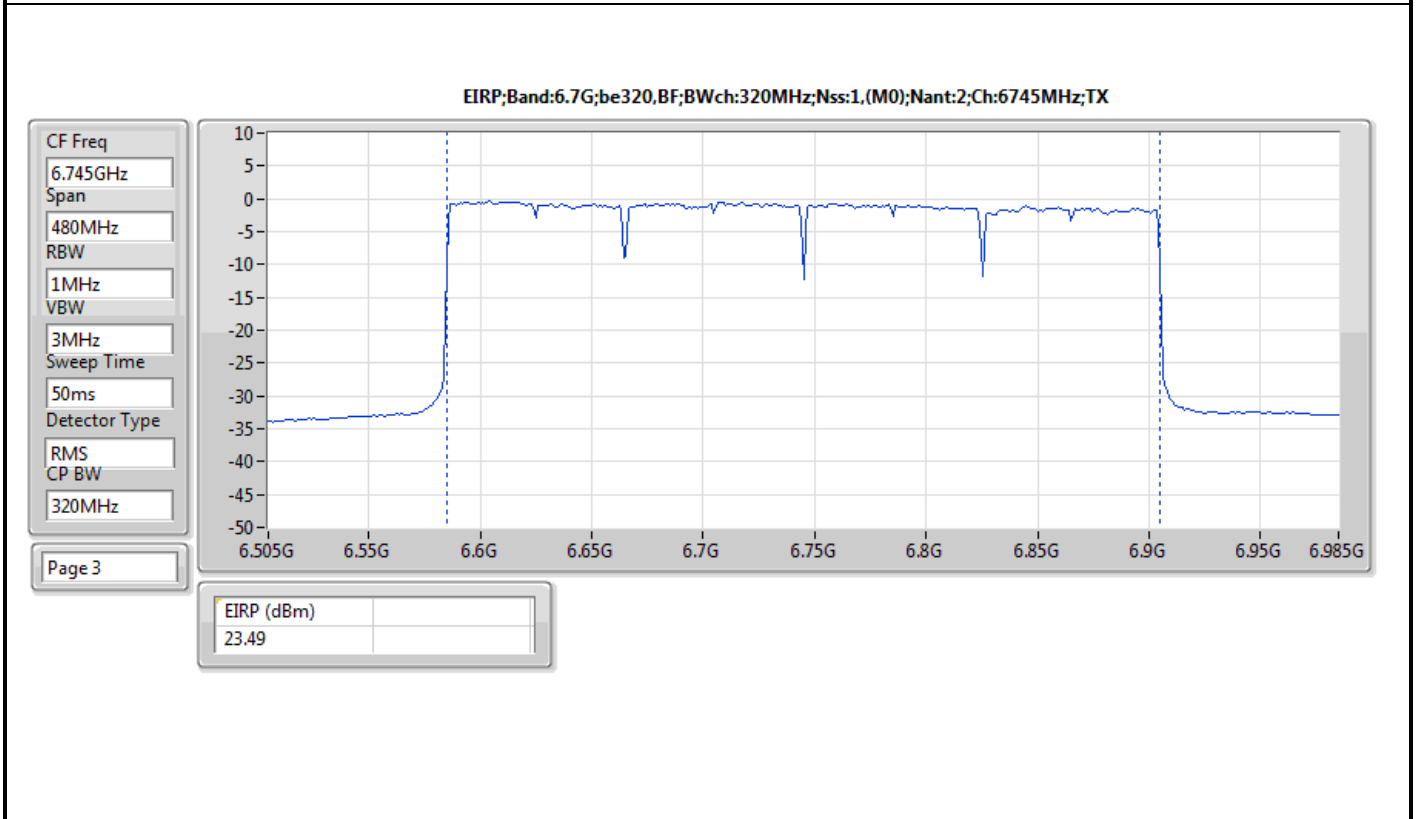
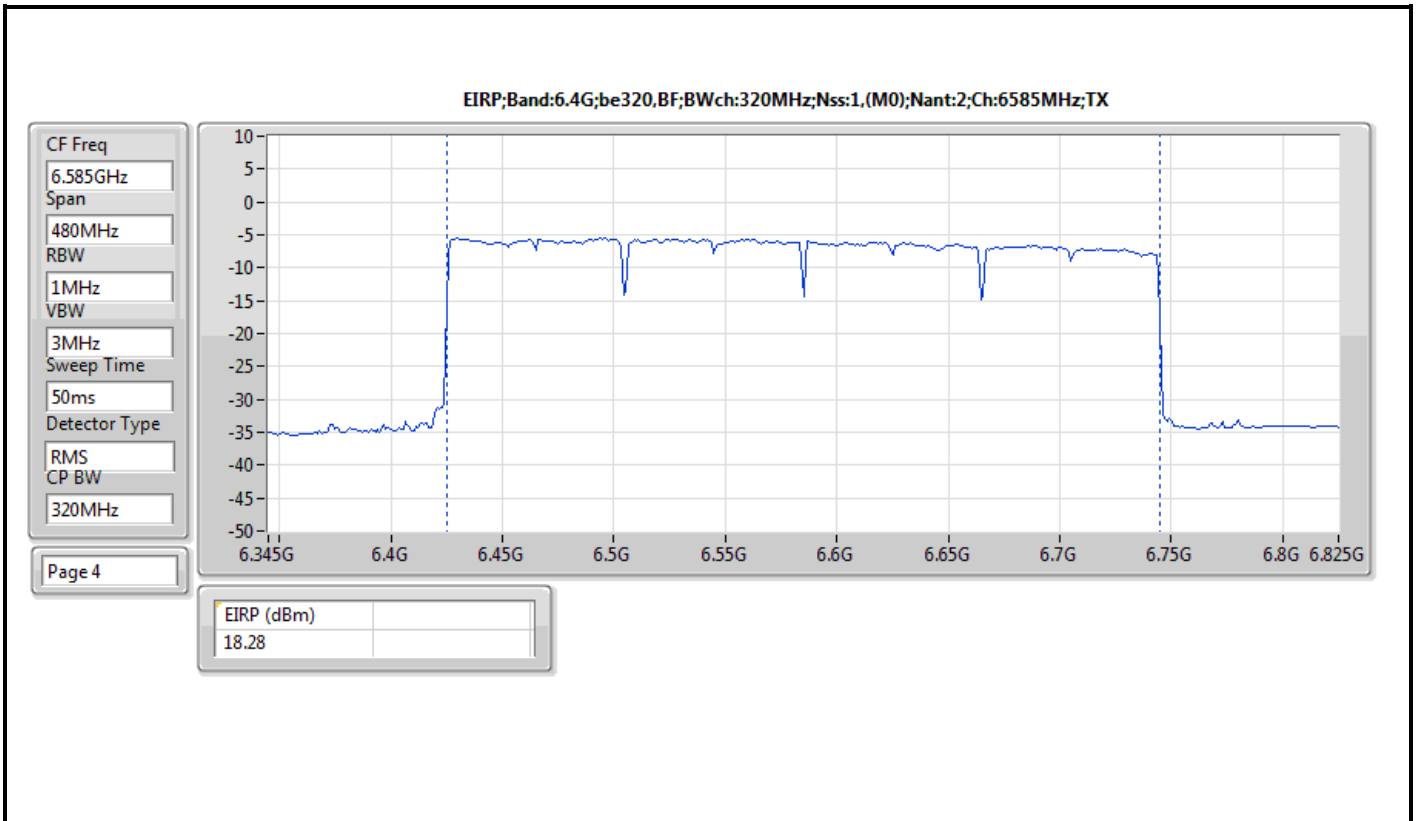


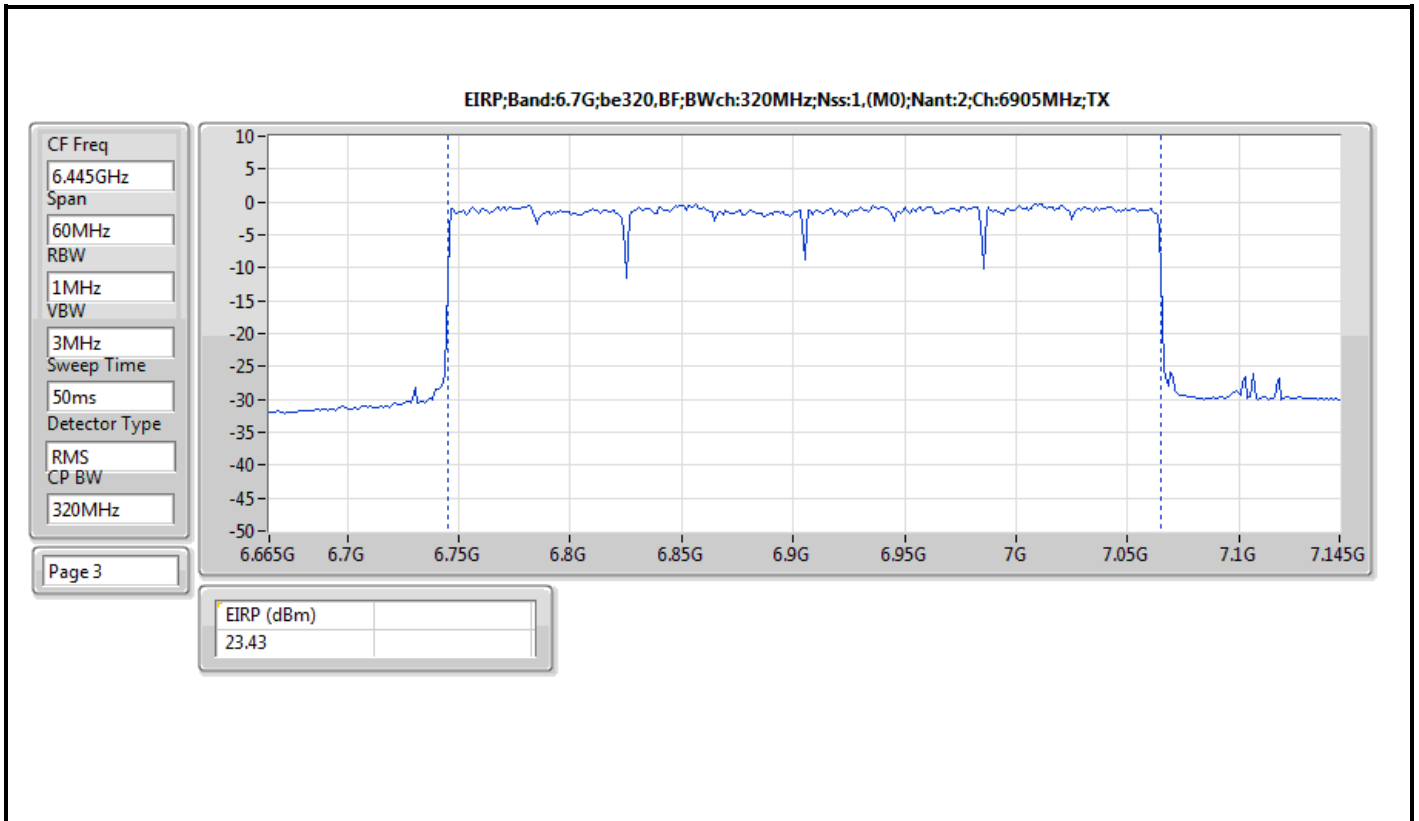












Summary

Mode	EIRP PD (dBm/RBW)
5.925-6.425GHz	-
802.11be EHT20-BF_Nss1,(MCS0)_2TX	4.88
802.11be EHT40-BF_Nss1,(MCS0)_2TX	4.83
802.11be EHT80-BF_Nss1,(MCS0)_2TX	4.99
802.11be EHT160-BF_Nss1,(MCS0)_2TX	4.94
802.11be EHT320-BF_Nss1,(MCS0)_2TX	1.92
6.425-6.525GHz	-
802.11be EHT20-BF_Nss1,(MCS0)_2TX	4.74
802.11be EHT40-BF_Nss1,(MCS0)_2TX	4.84
802.11be EHT80-BF_Nss1,(MCS0)_2TX	4.93
802.11be EHT160-BF_Nss1,(MCS0)_2TX	4.44
802.11be EHT320-BF_Nss1,(MCS0)_2TX	4.54
6.525-6.875GHz	-
802.11be EHT20-BF_Nss1,(MCS0)_2TX	4.83
802.11be EHT40-BF_Nss1,(MCS0)_2TX	4.86
802.11be EHT80-BF_Nss1,(MCS0)_2TX	4.87
802.11be EHT160-BF_Nss1,(MCS0)_2TX	4.71
802.11be EHT320-BF_Nss1,(MCS0)_2TX	4.70
6.875-7.125GHz	-
802.11be EHT20-BF_Nss1,(MCS0)_2TX	4.37
802.11be EHT40-BF_Nss1,(MCS0)_2TX	4.96
802.11be EHT80-BF_Nss1,(MCS0)_2TX	4.67
802.11be EHT160-BF_Nss1,(MCS0)_2TX	4.99

RBW = 500kHz for 5.725-5.85GHz band / 1MHz for other band;

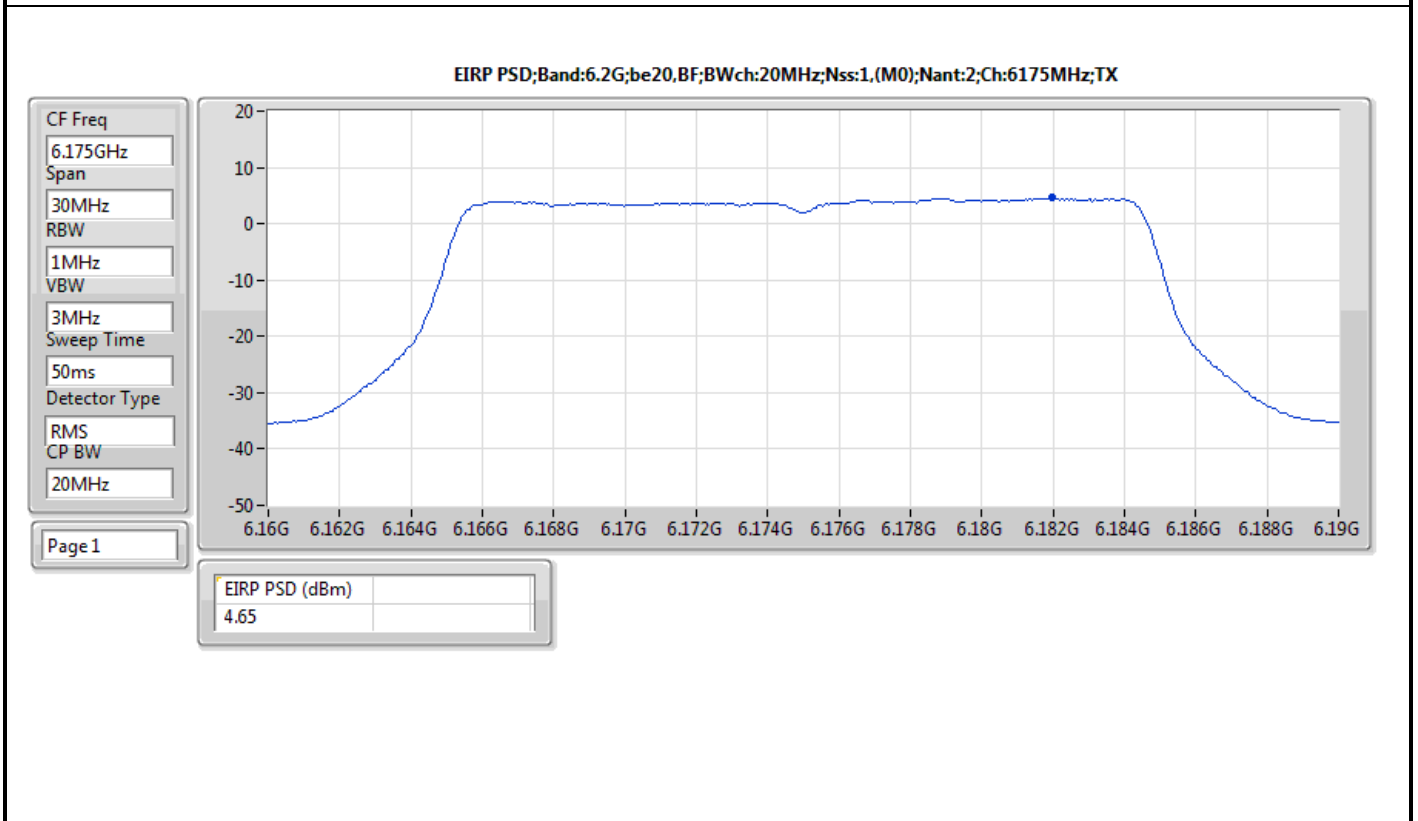
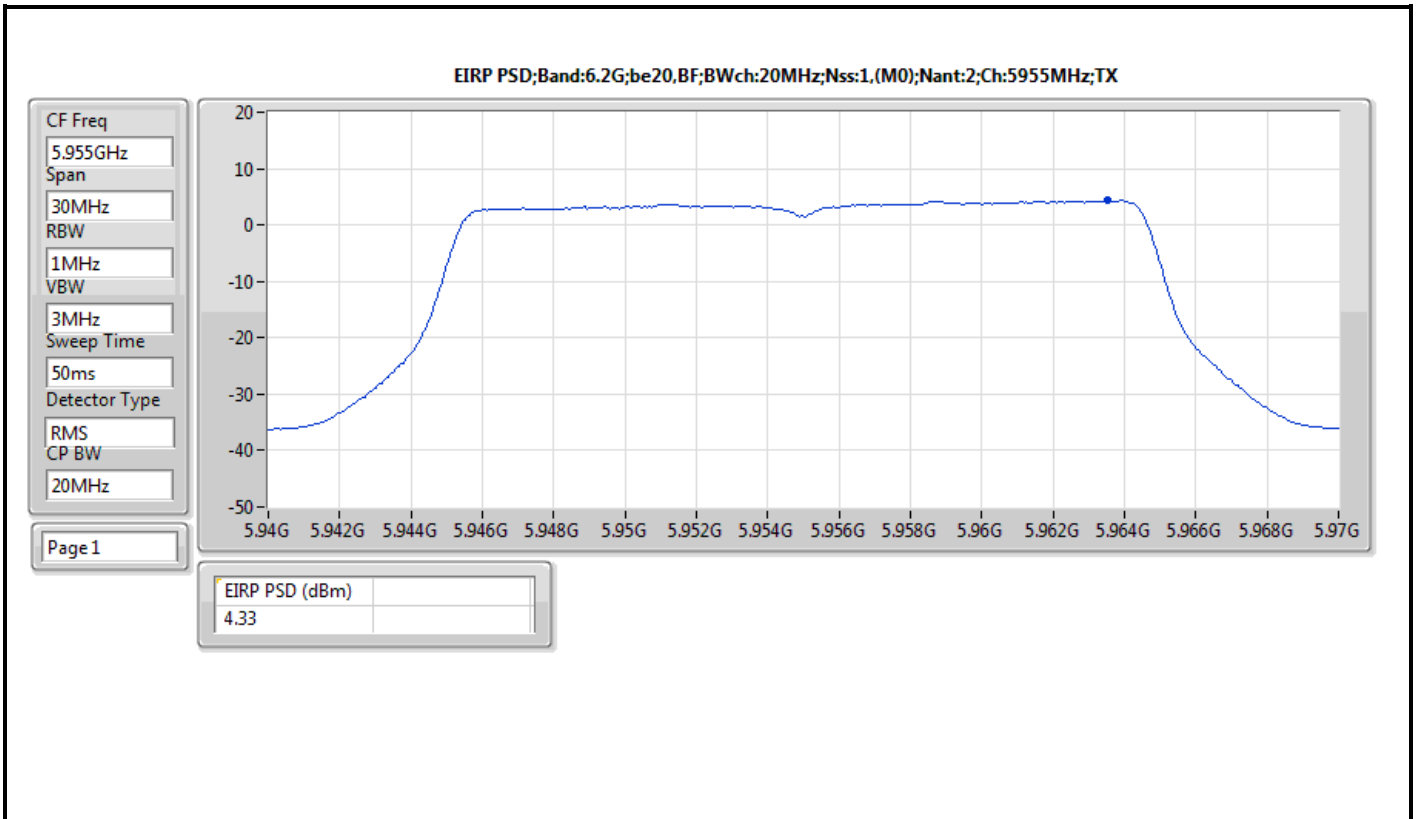
Result

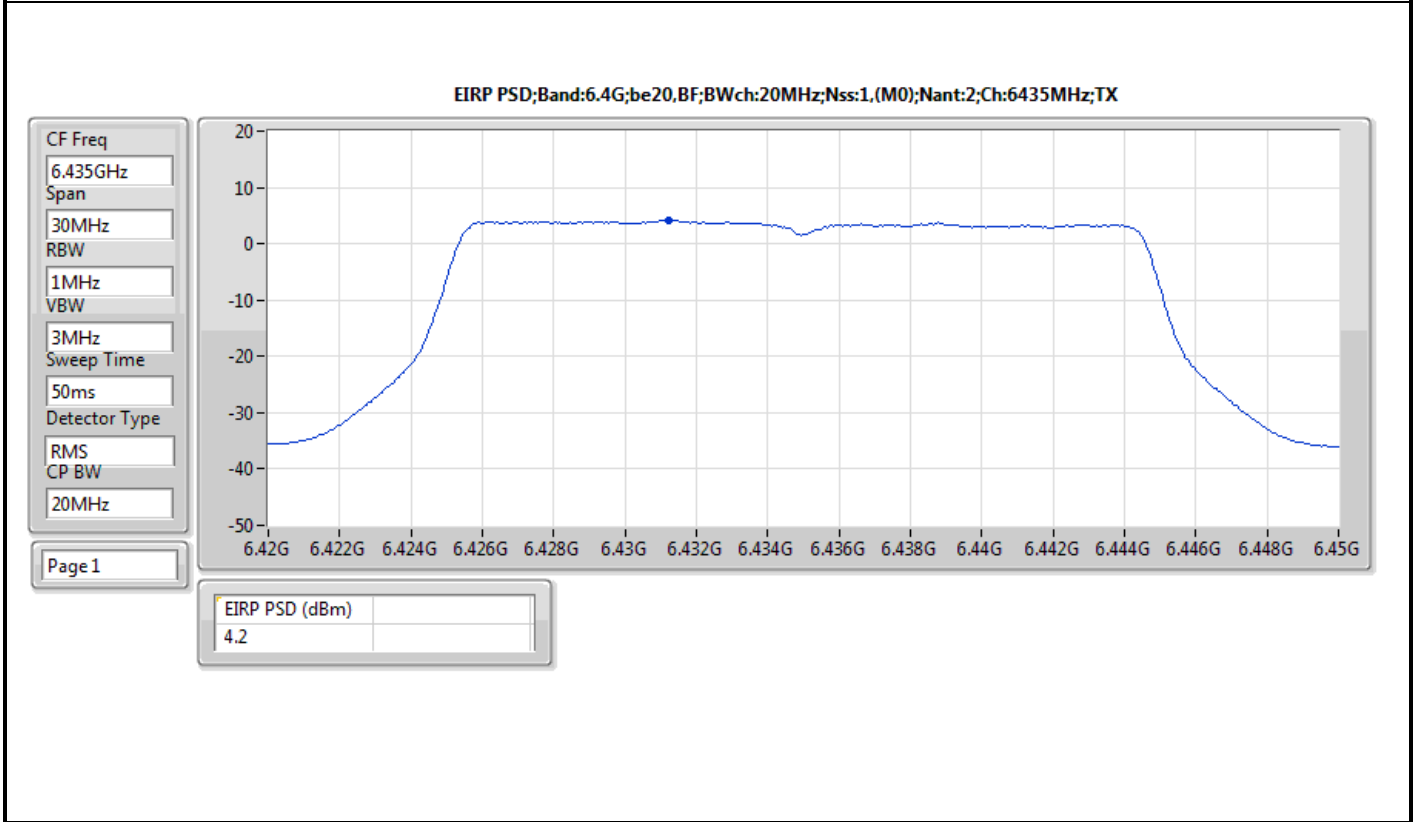
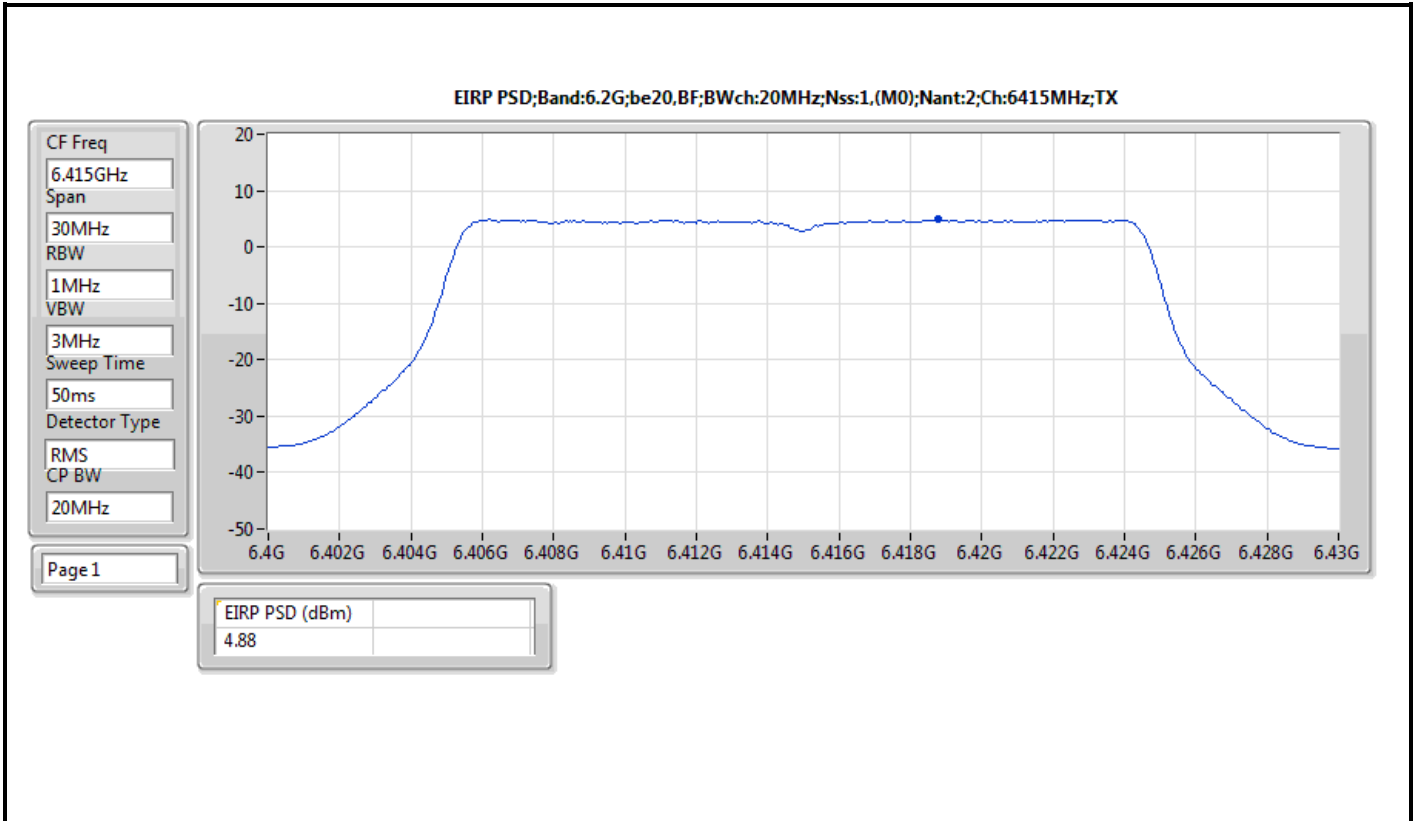
Mode	Result	EIRP PD (dBm/RBW)	EIRP PD Limit (dBm/RBW)
802.11be EHT20-BF_Nss1,(MCS0)_2TX	-	-	-
5955MHz	Pass	4.33	5.00
6175MHz	Pass	4.65	5.00
6415MHz	Pass	4.88	5.00
6435MHz	Pass	4.20	5.00
6475MHz	Pass	4.74	5.00
6515MHz	Pass	4.60	5.00
6535MHz	Pass	4.79	5.00
6695MHz	Pass	4.83	5.00
6855MHz	Pass	4.18	5.00
6875MHz Straddle 6.525-6.875GHz	Pass	4.17	5.00
6895MHz	Pass	4.37	5.00
6995MHz	Pass	4.08	5.00
7095MHz	Pass	4.22	5.00
802.11be EHT40-BF_Nss1,(MCS0)_2TX	-	-	-
5965MHz	Pass	4.43	5.00
6165MHz	Pass	4.49	5.00
6405MHz	Pass	4.83	5.00
6445MHz	Pass	4.16	5.00
6485MHz	Pass	4.30	5.00
6525MHz Straddle 6.425-6.525GHz	Pass	4.84	5.00
6565MHz	Pass	4.59	5.00
6685MHz	Pass	4.61	5.00
6845MHz	Pass	4.86	5.00
6885MHz Straddle 6.525-6.875GHz	Pass	4.56	5.00
6925MHz	Pass	4.95	5.00
7005MHz	Pass	4.80	5.00
7085MHz	Pass	4.96	5.00
802.11be EHT80-BF_Nss1,(MCS0)_2TX	-	-	-
5985MHz	Pass	4.99	5.00
6145MHz	Pass	4.26	5.00
6385MHz	Pass	4.45	5.00
6465MHz	Pass	4.88	5.00
6545MHz Straddle 6.425-6.525GHz	Pass	4.93	5.00
6625MHz	Pass	4.28	5.00
6705MHz	Pass	4.09	5.00
6785MHz	Pass	4.55	5.00
6865MHz Straddle 6.525-6.875GHz	Pass	4.87	5.00
6945MHz	Pass	4.31	5.00
7025MHz	Pass	4.67	5.00
802.11be EHT160-BF_Nss1,(MCS0)_2TX	-	-	-
6025MHz	Pass	4.94	5.00
6185MHz	Pass	3.51	5.00
6345MHz	Pass	4.23	5.00
6505MHz Straddle 6.425-6.525GHz	Pass	4.44	5.00
6665MHz	Pass	3.71	5.00

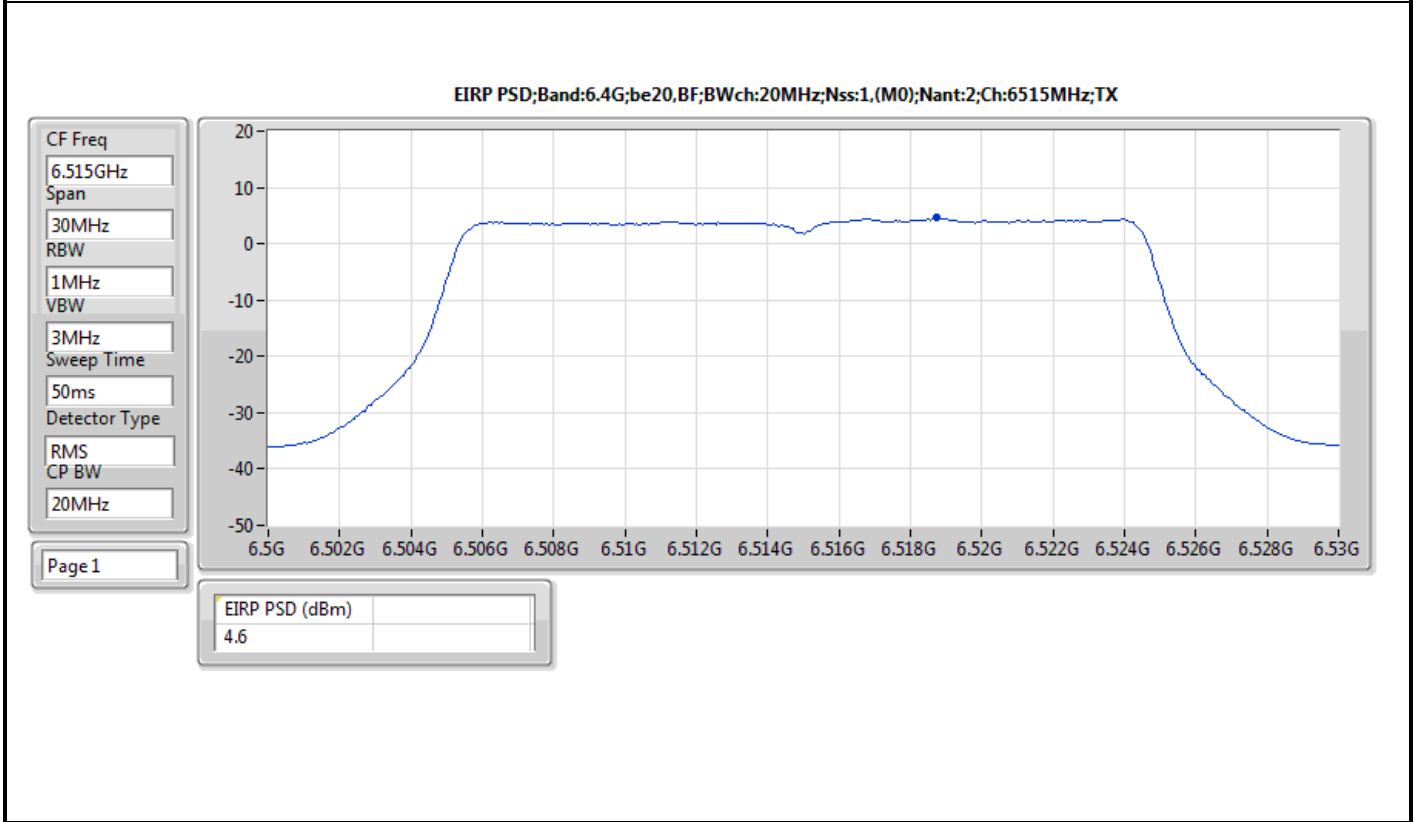
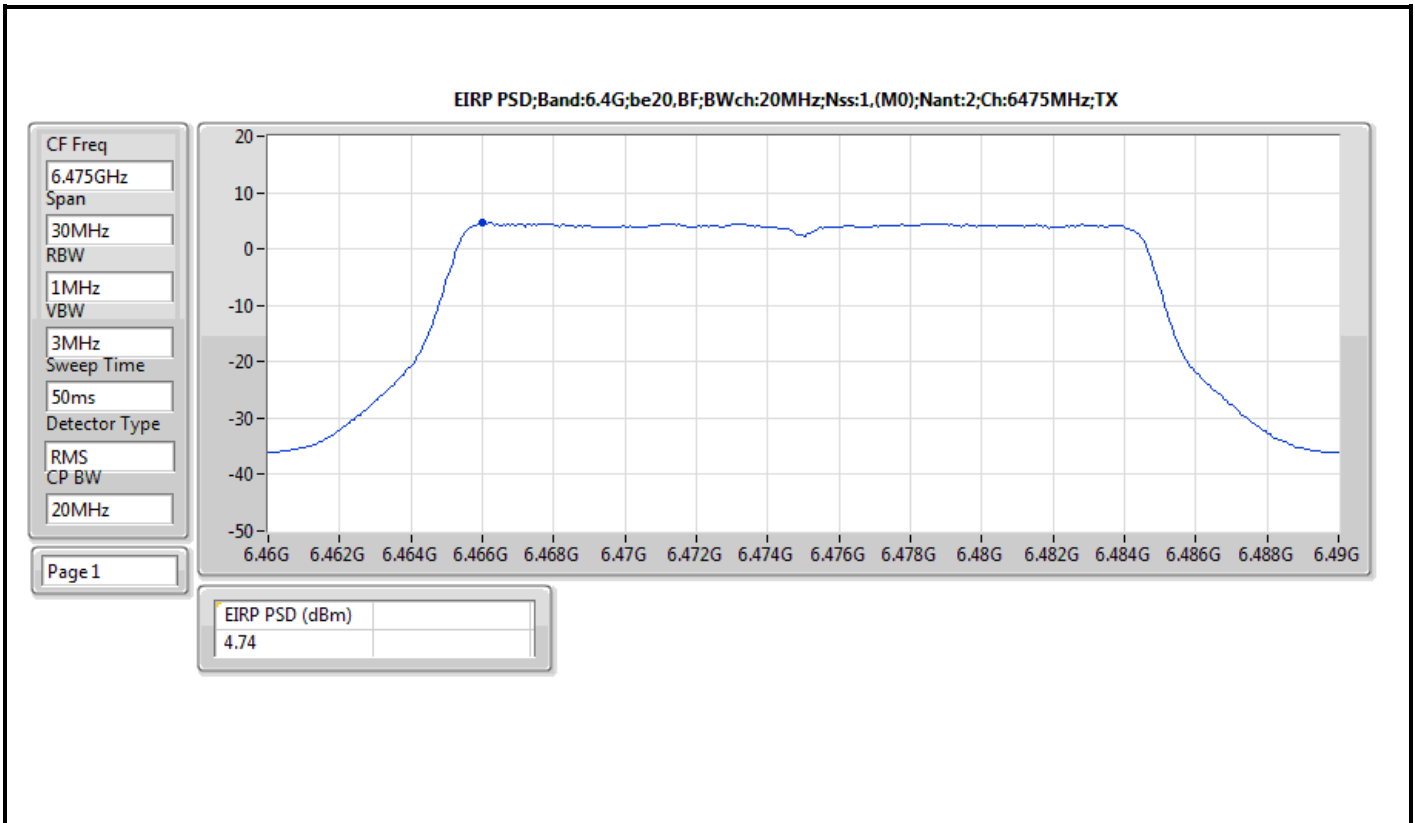
Mode	Result	EIRP PD (dBm/RBW)	EIRP PD Limit (dBm/RBW)
6825MHz Straddle 6.525-6.875GHz	Pass	4.71	5.00
6985MHz	Pass	4.99	5.00
802.11be EHT320-BF_Nss1,(MCS0)_2TX	-	-	-
6105MHz	Pass	1.35	5.00
6265MHz	Pass	1.92	5.00
6425MHz Straddle 5.925-6.425GHz	Pass	1.53	5.00
6585MHz	Pass	4.54	5.00
6745MHz	Pass	0.55	5.00
6905MHz Straddle 6.525-6.875GHz	Pass	4.70	5.00

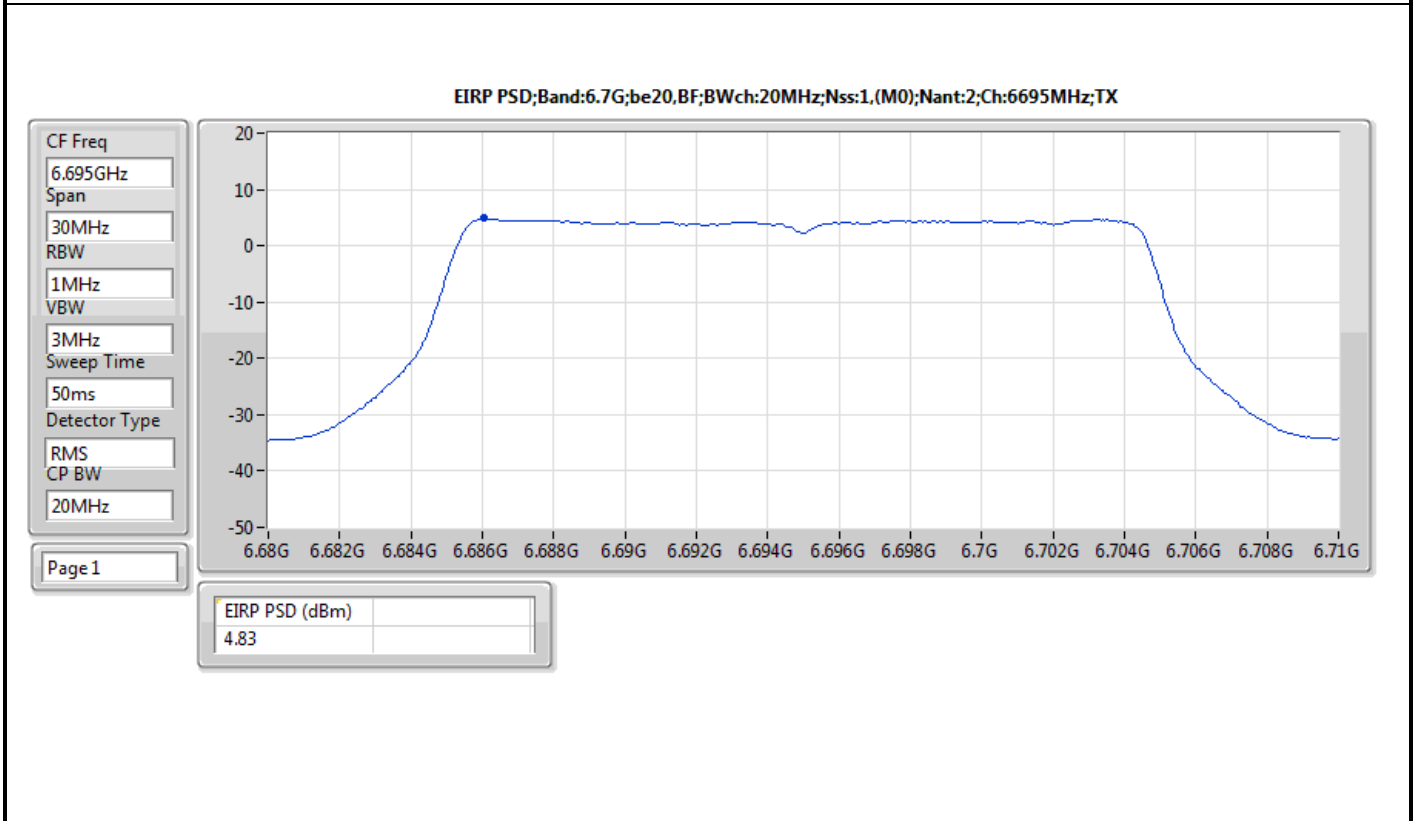
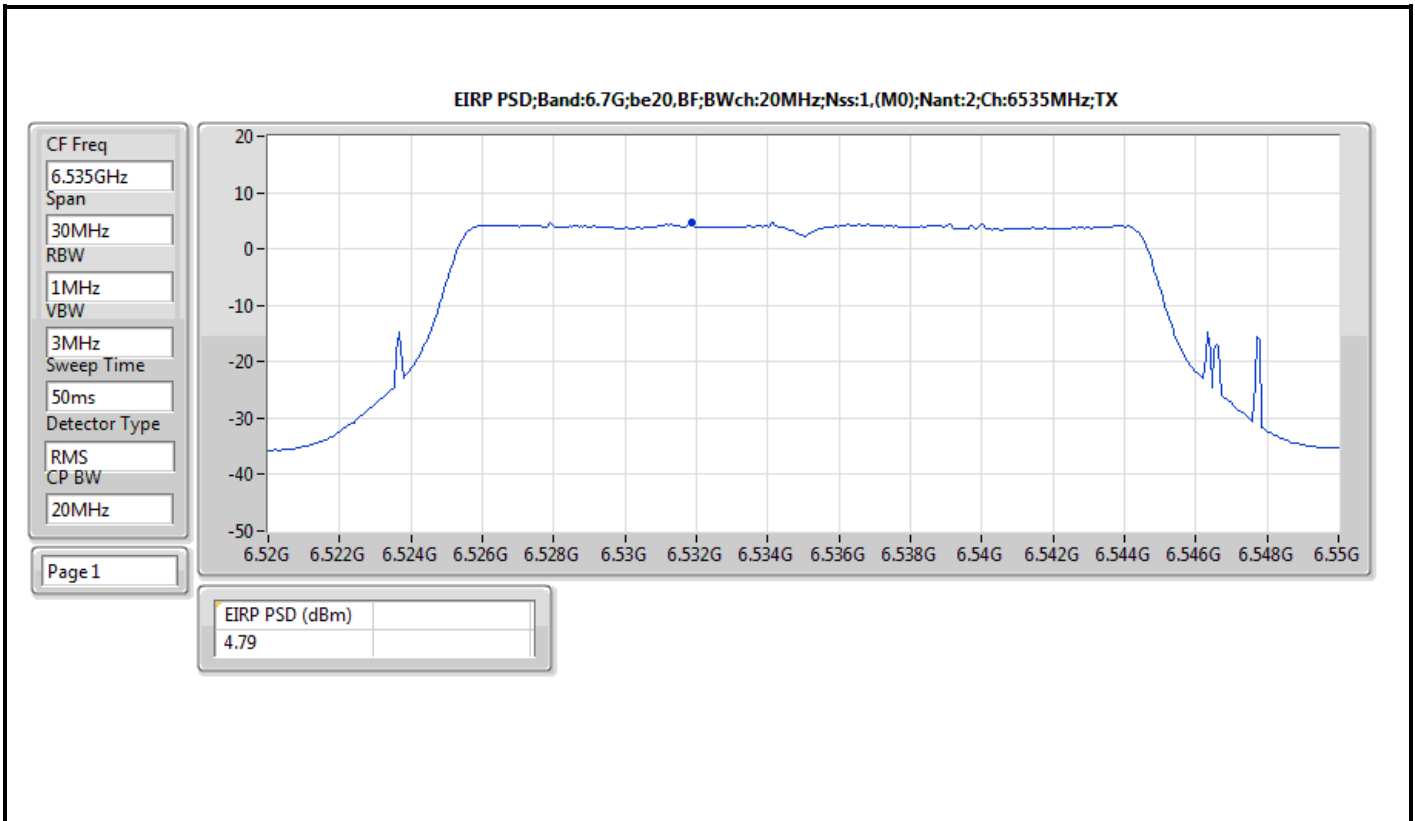
DG = Directional Gain; RBW = 500kHz for 5.725-5.85GHz band / 1MHz for other band;

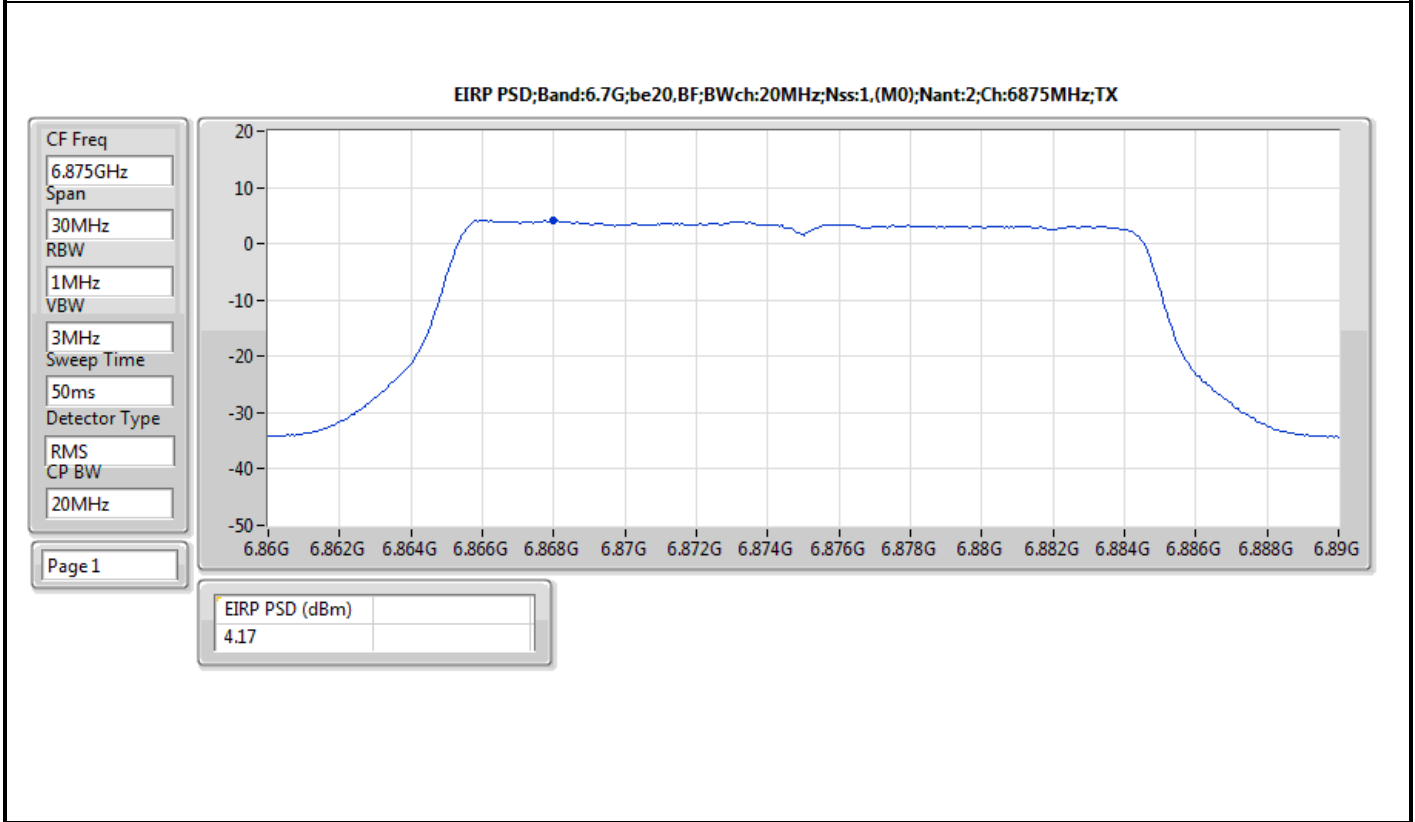
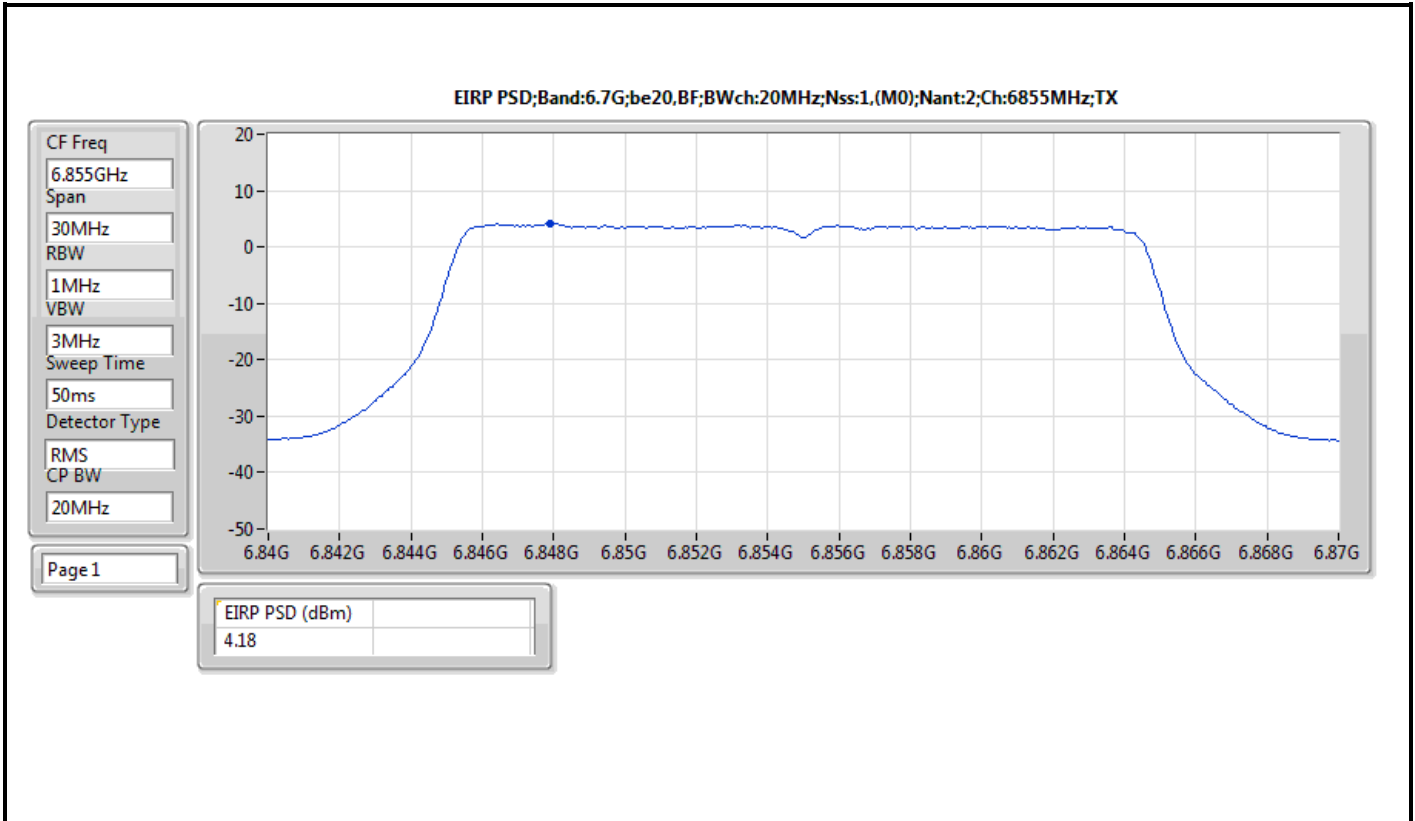
PD = trace bin-by-bin of each transmits port summing can be performed maximum power density; Port X = Port X Power Density;

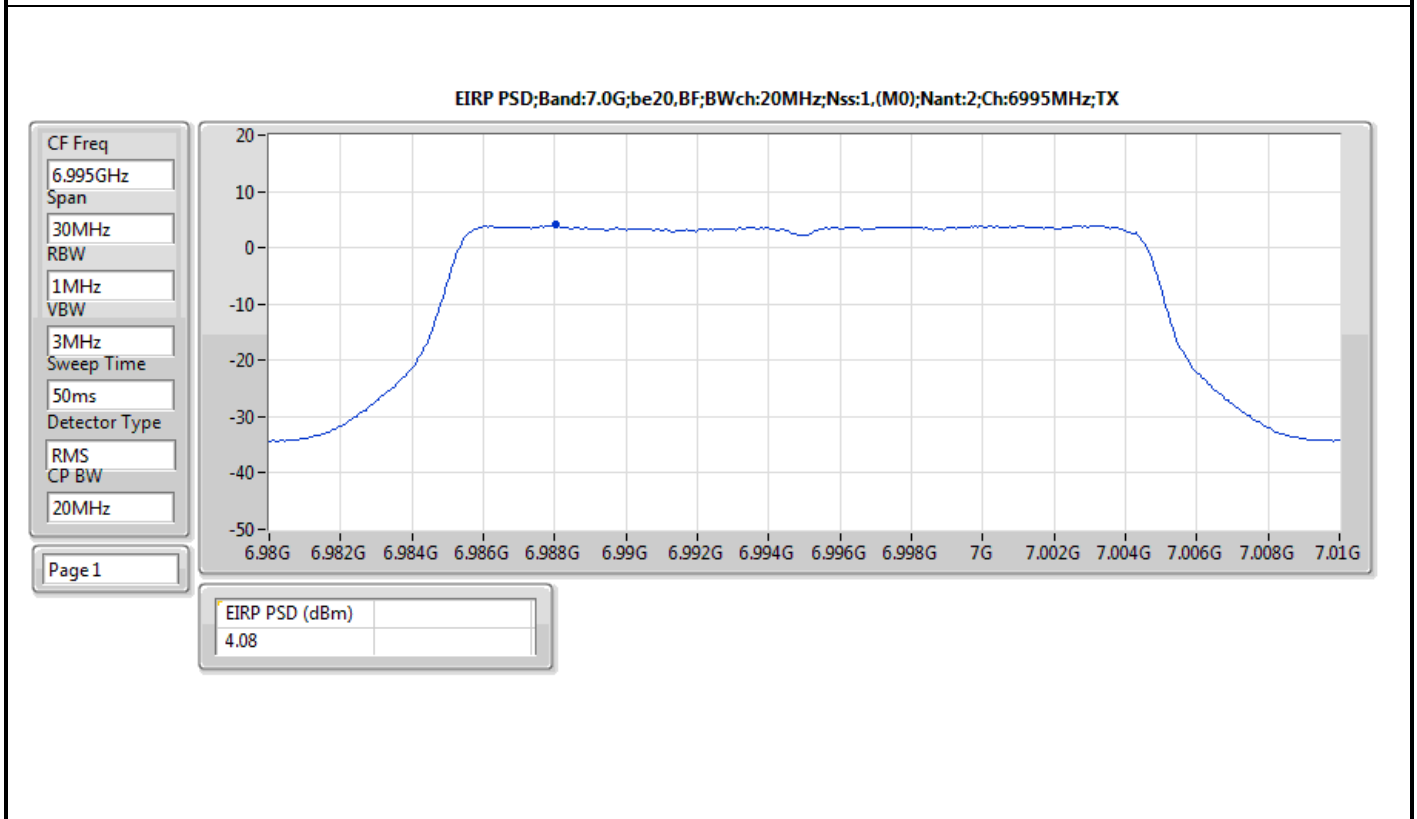
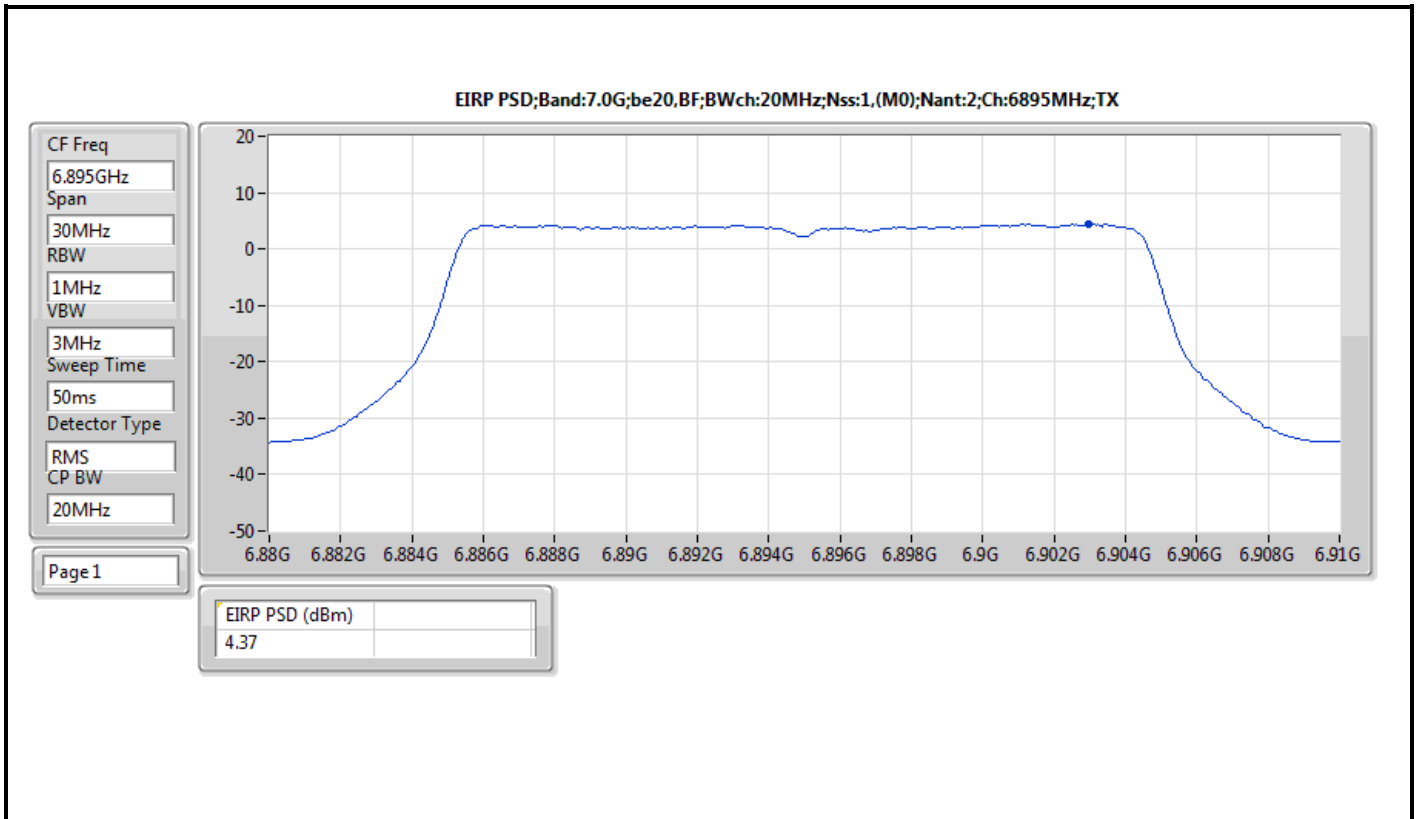


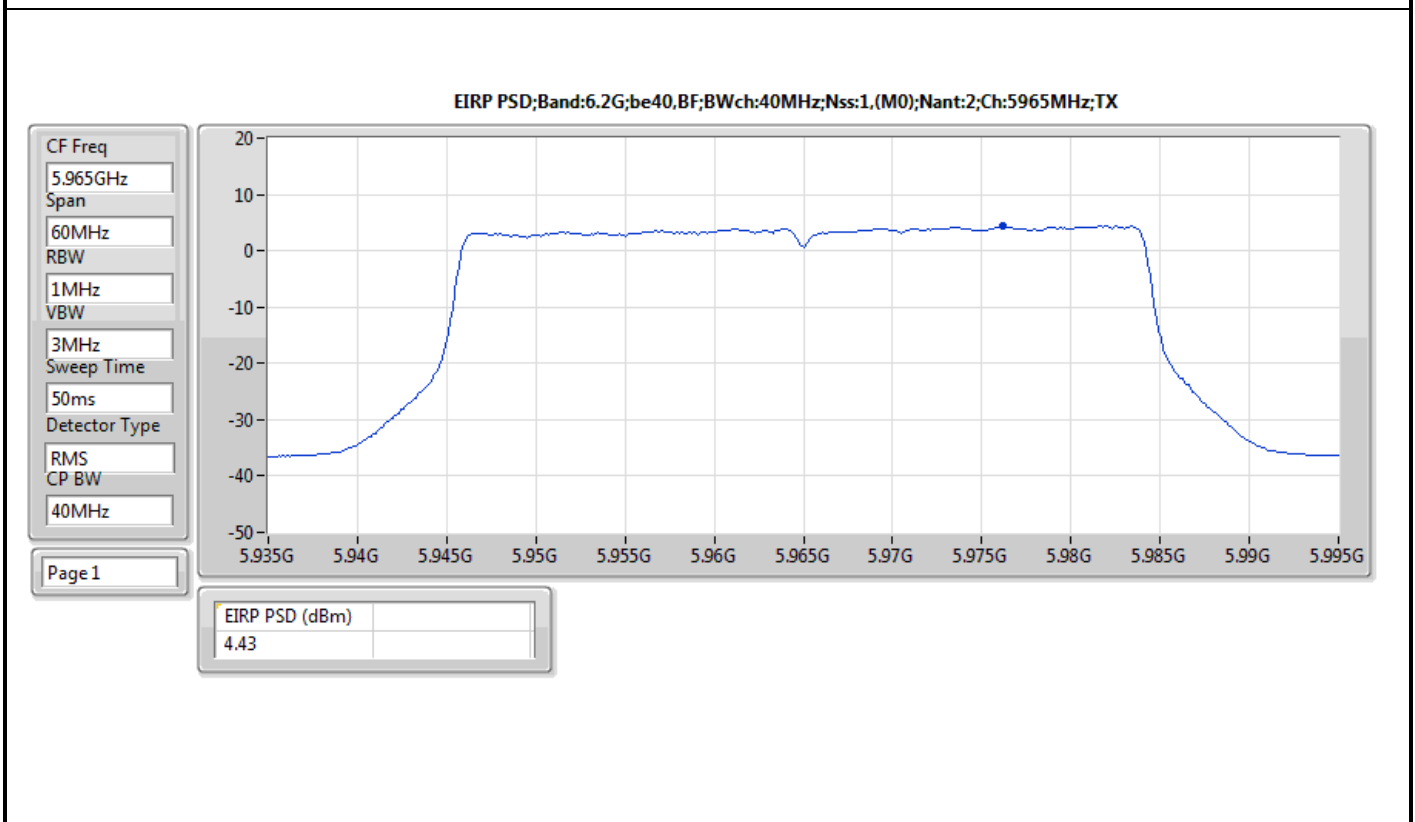
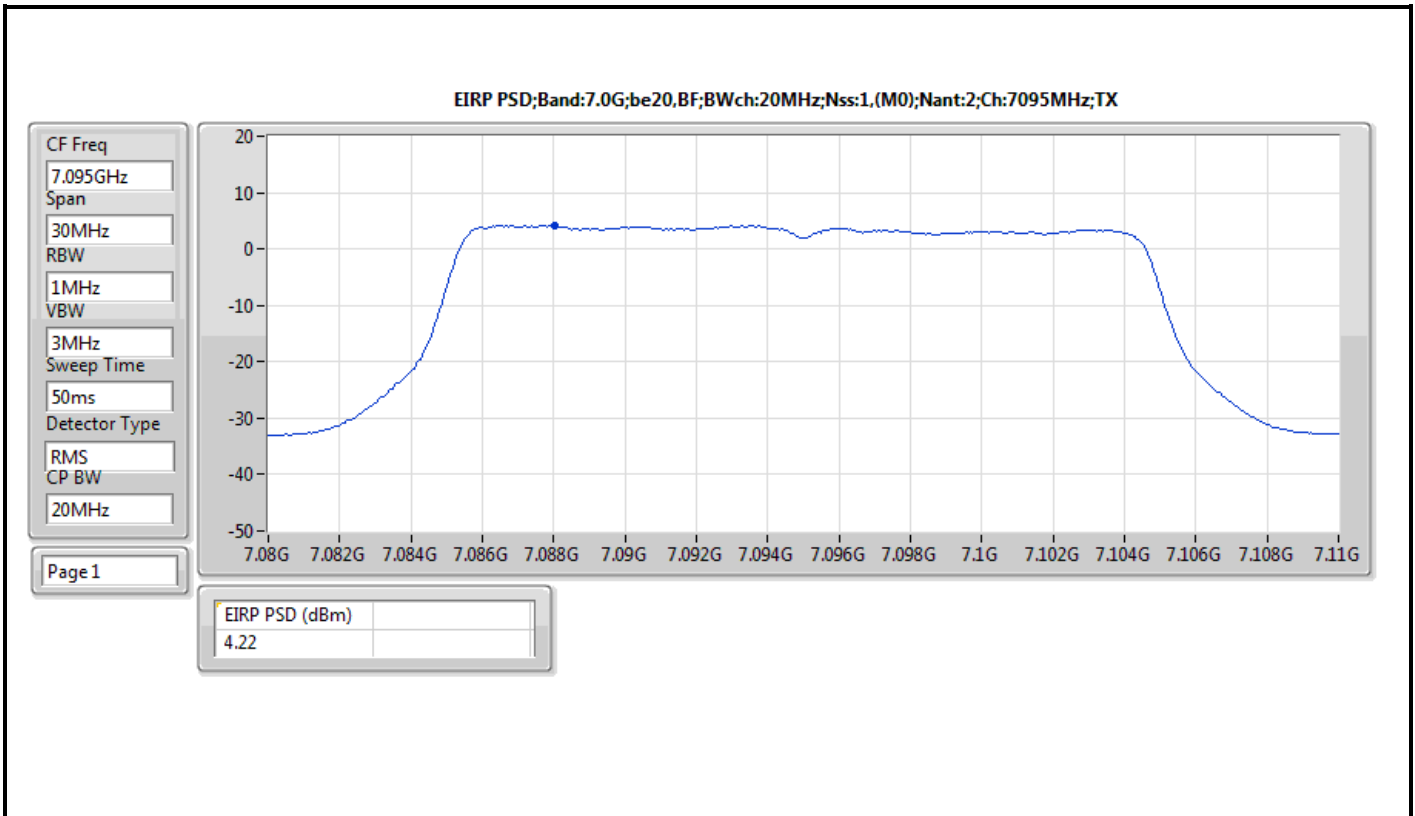


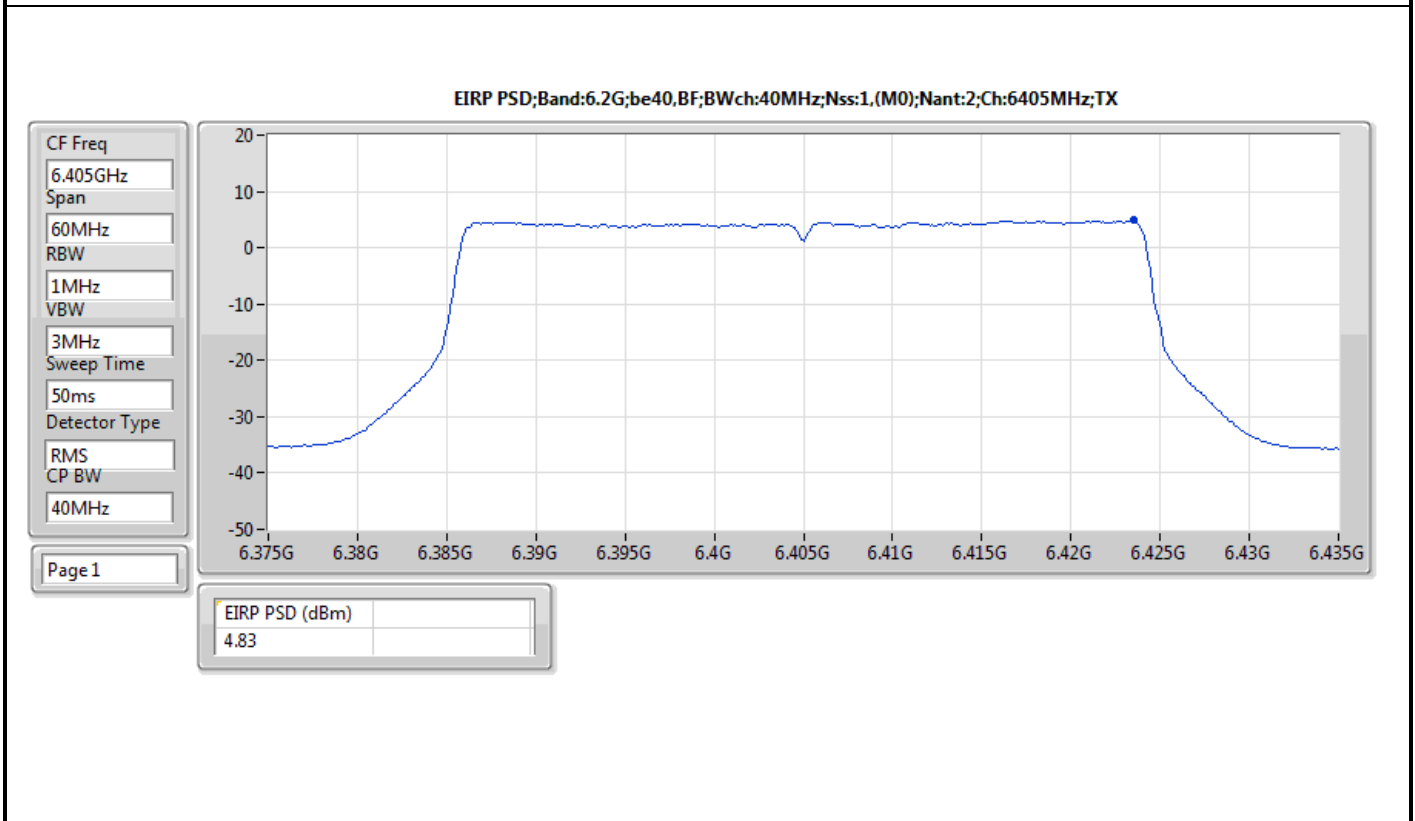
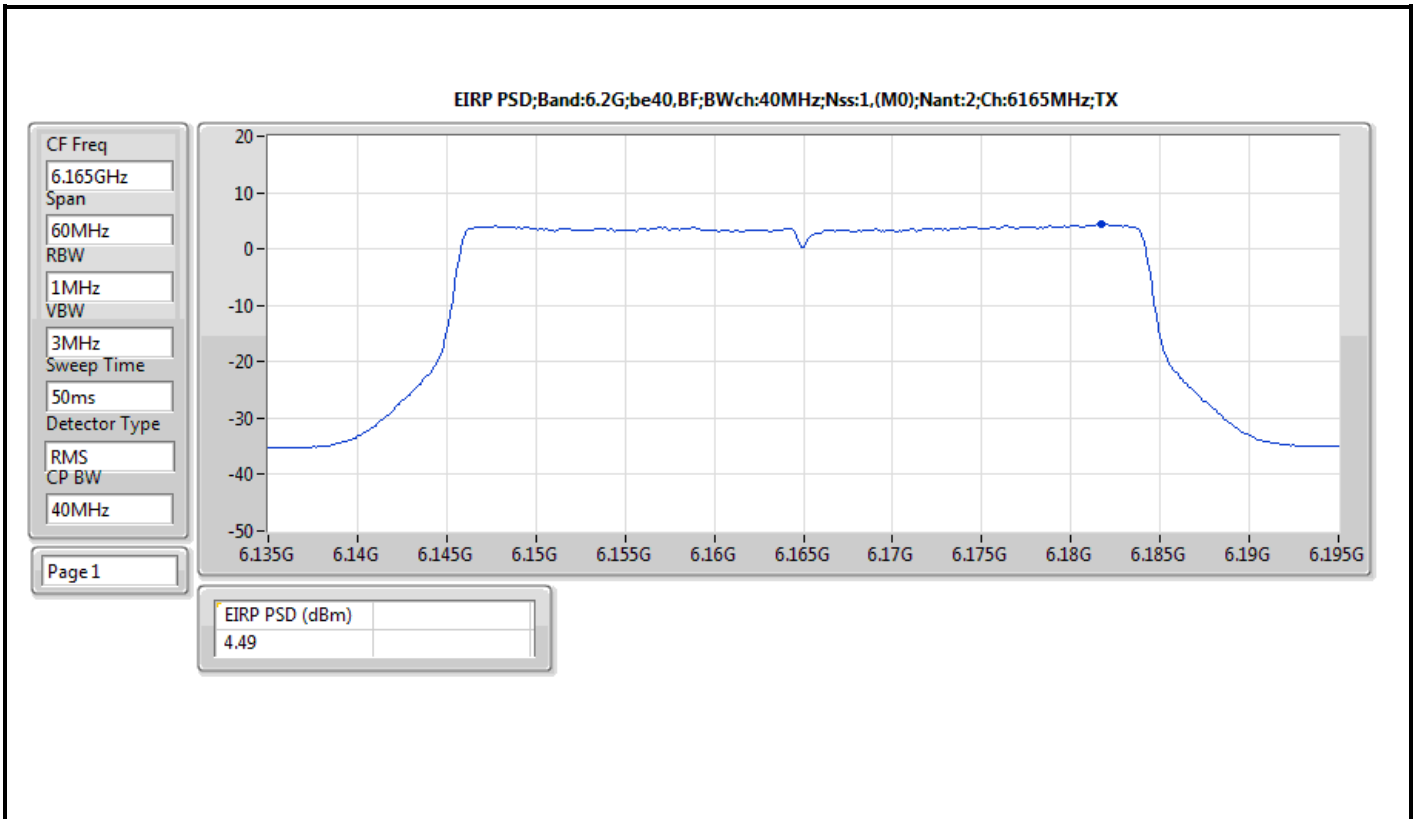


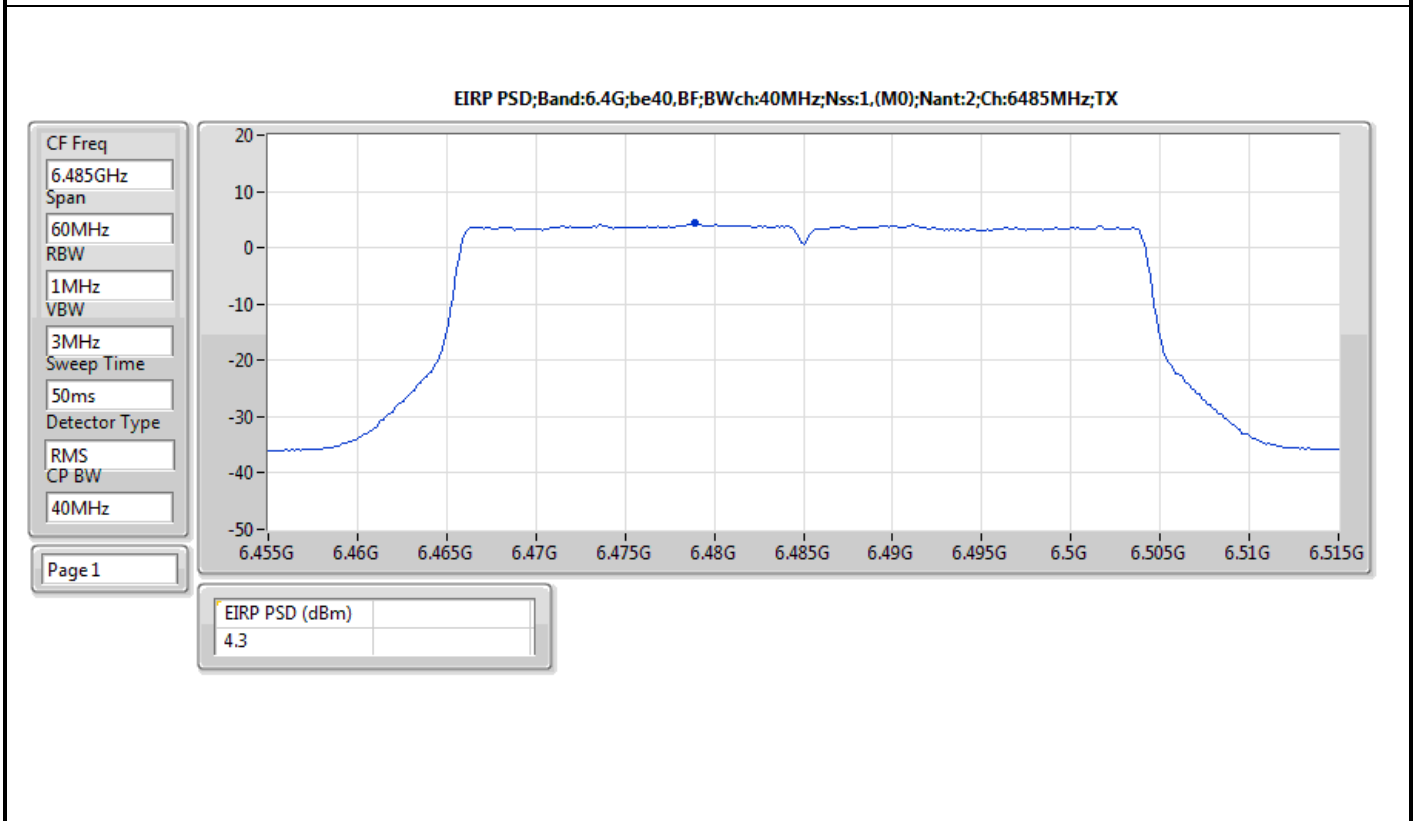
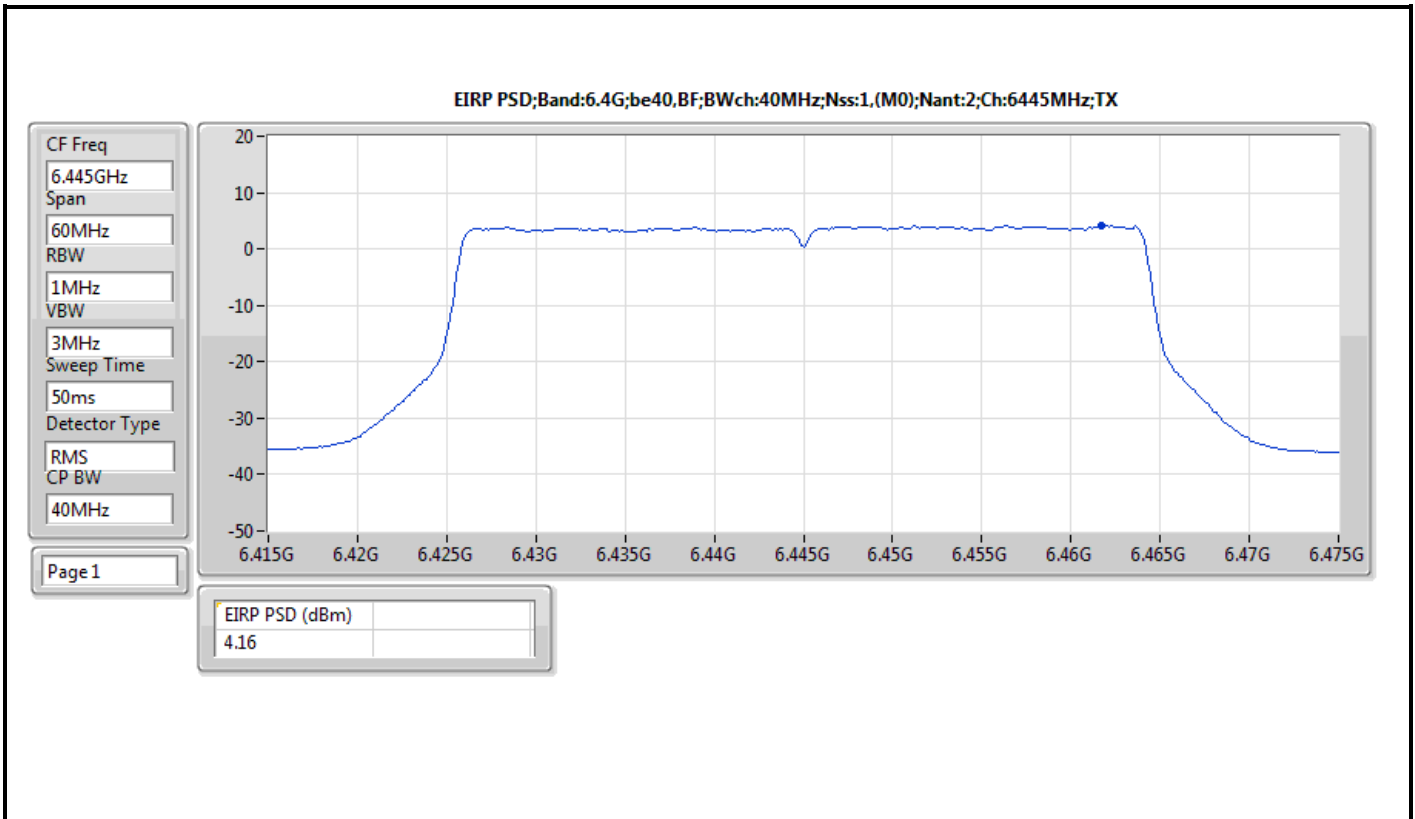


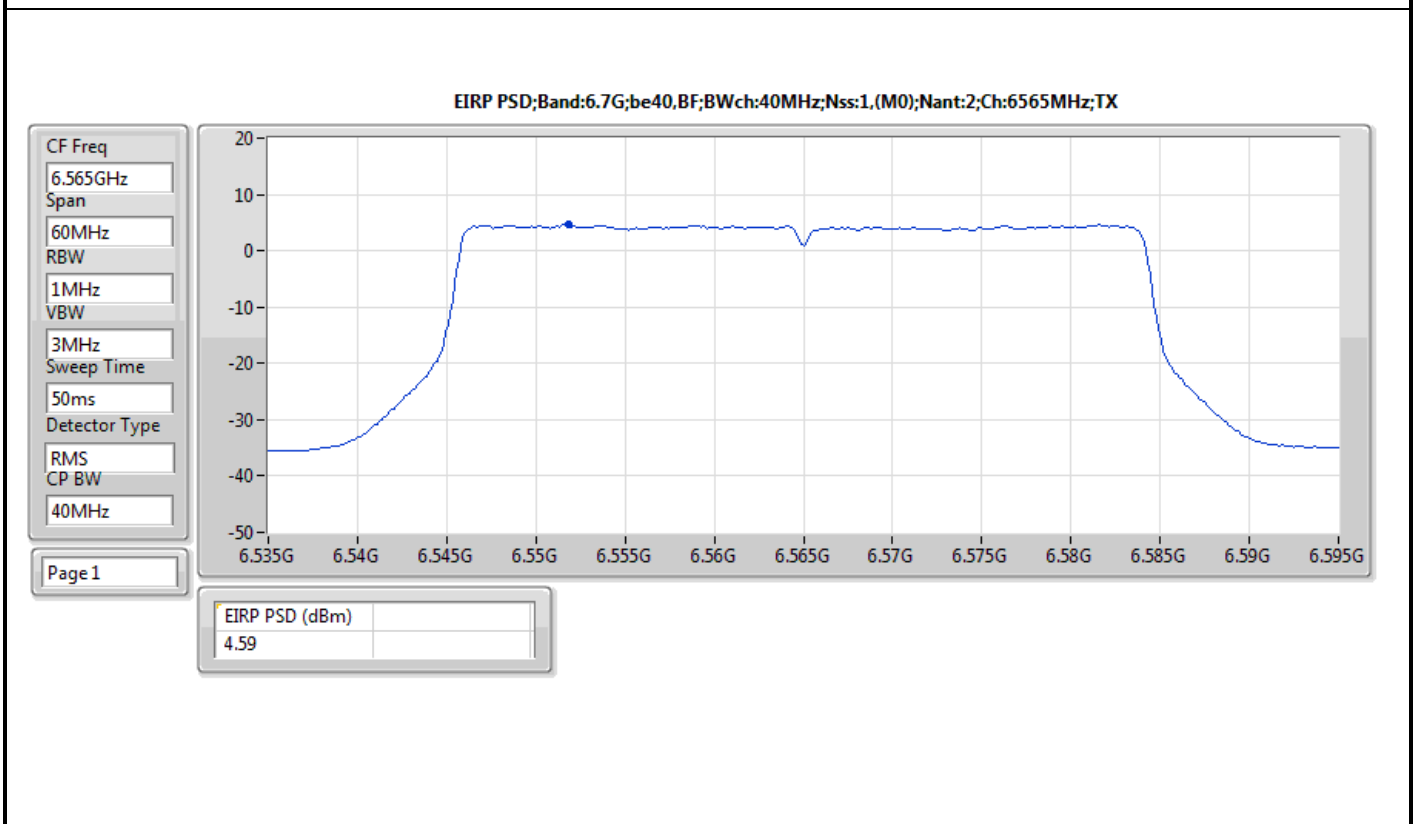
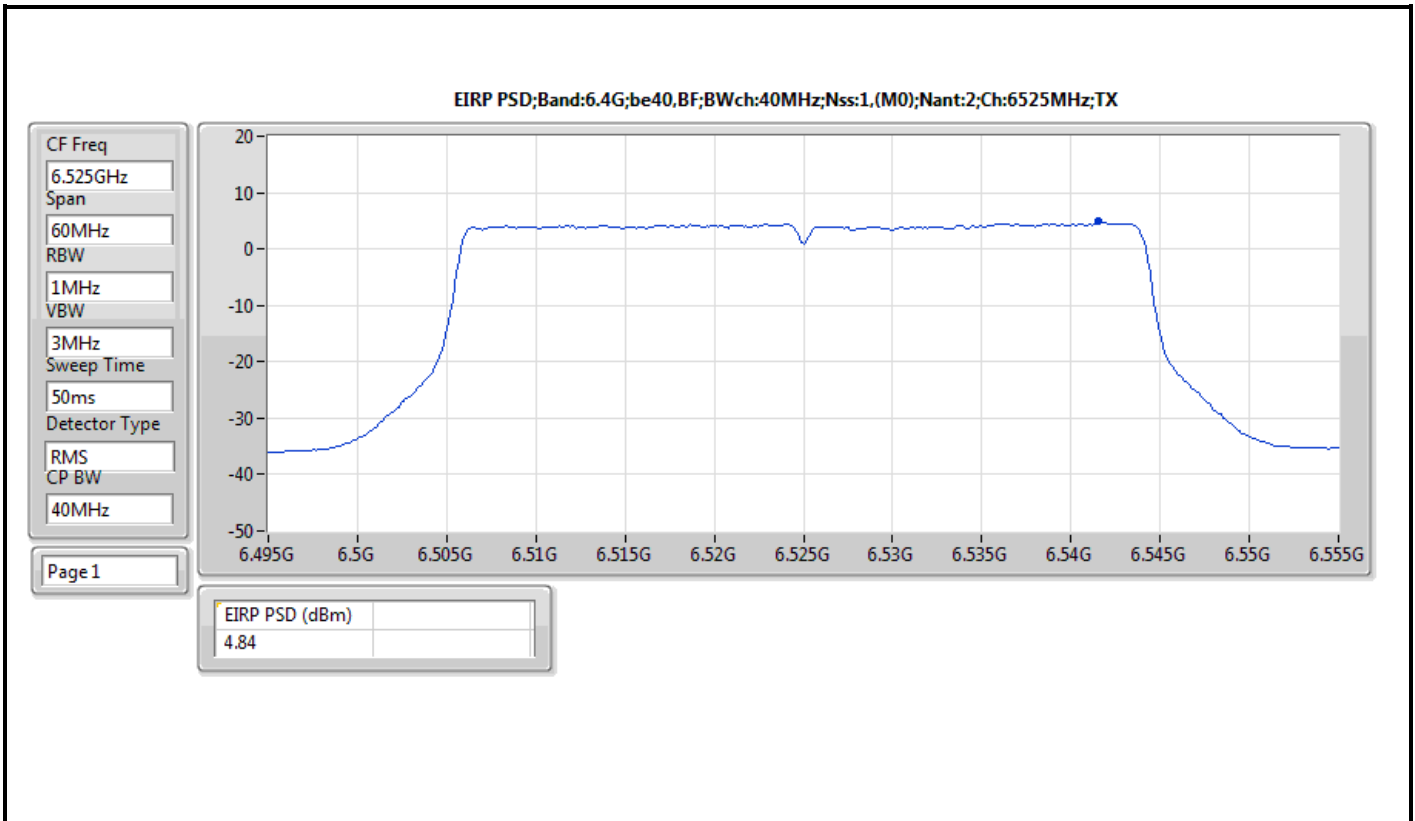


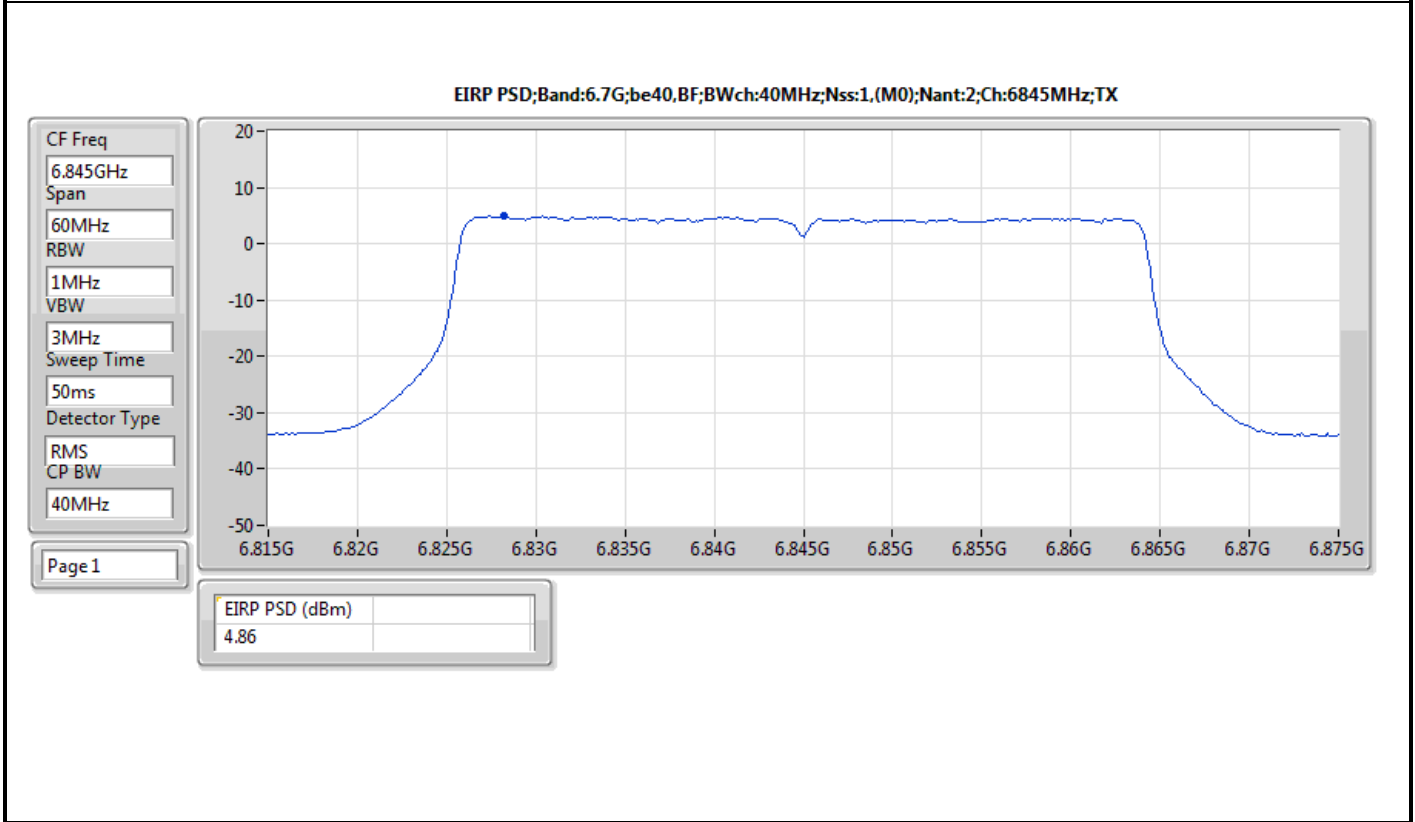
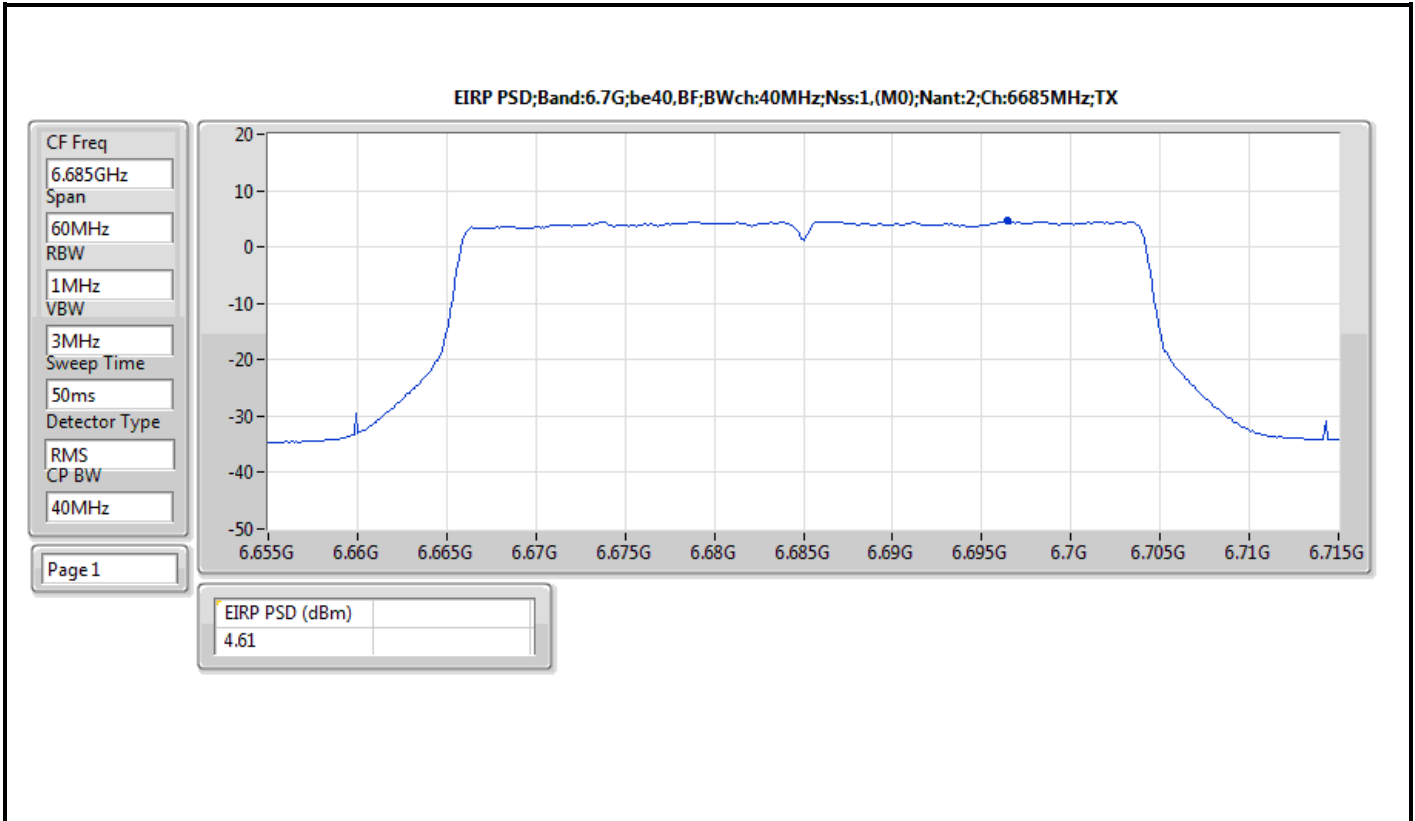


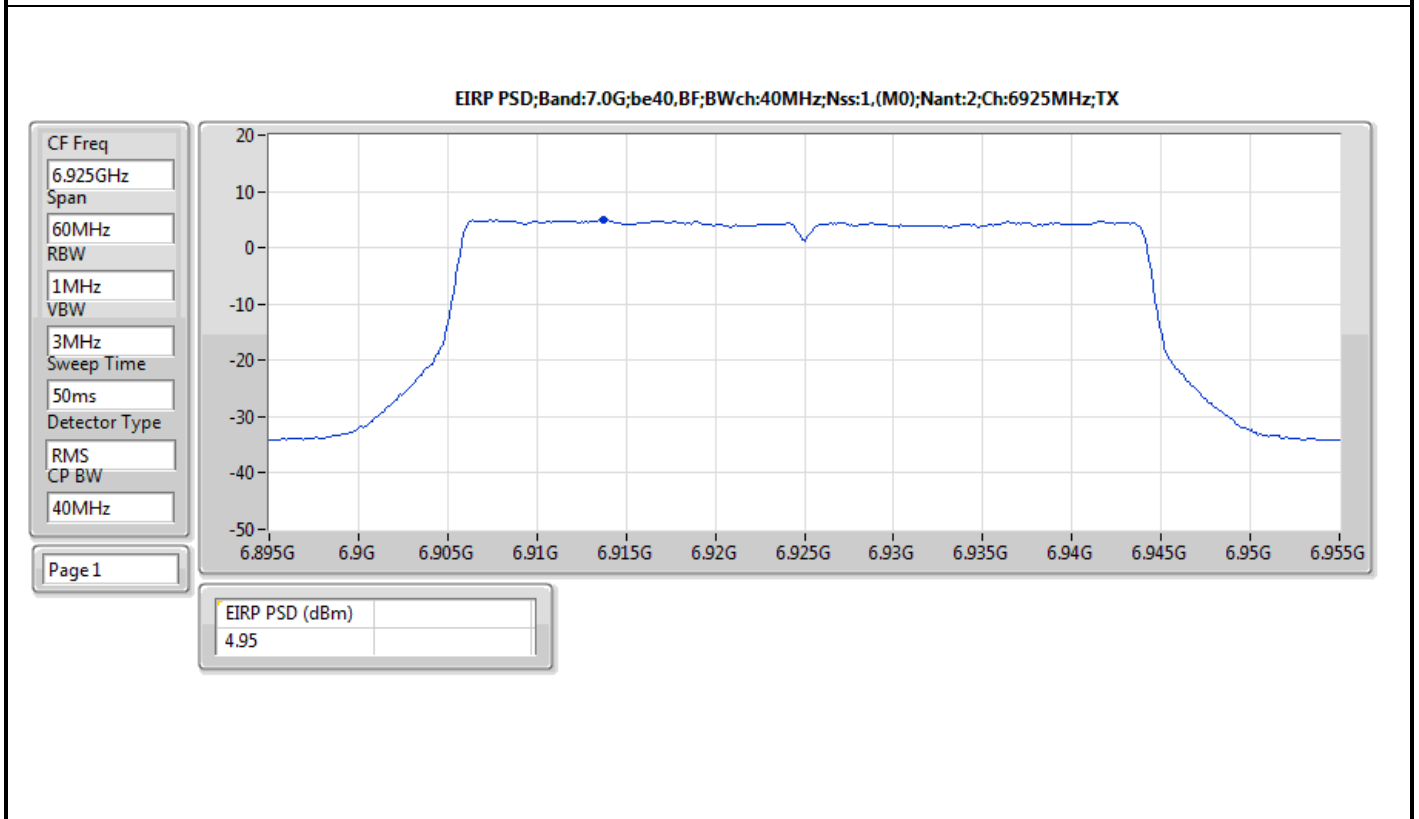
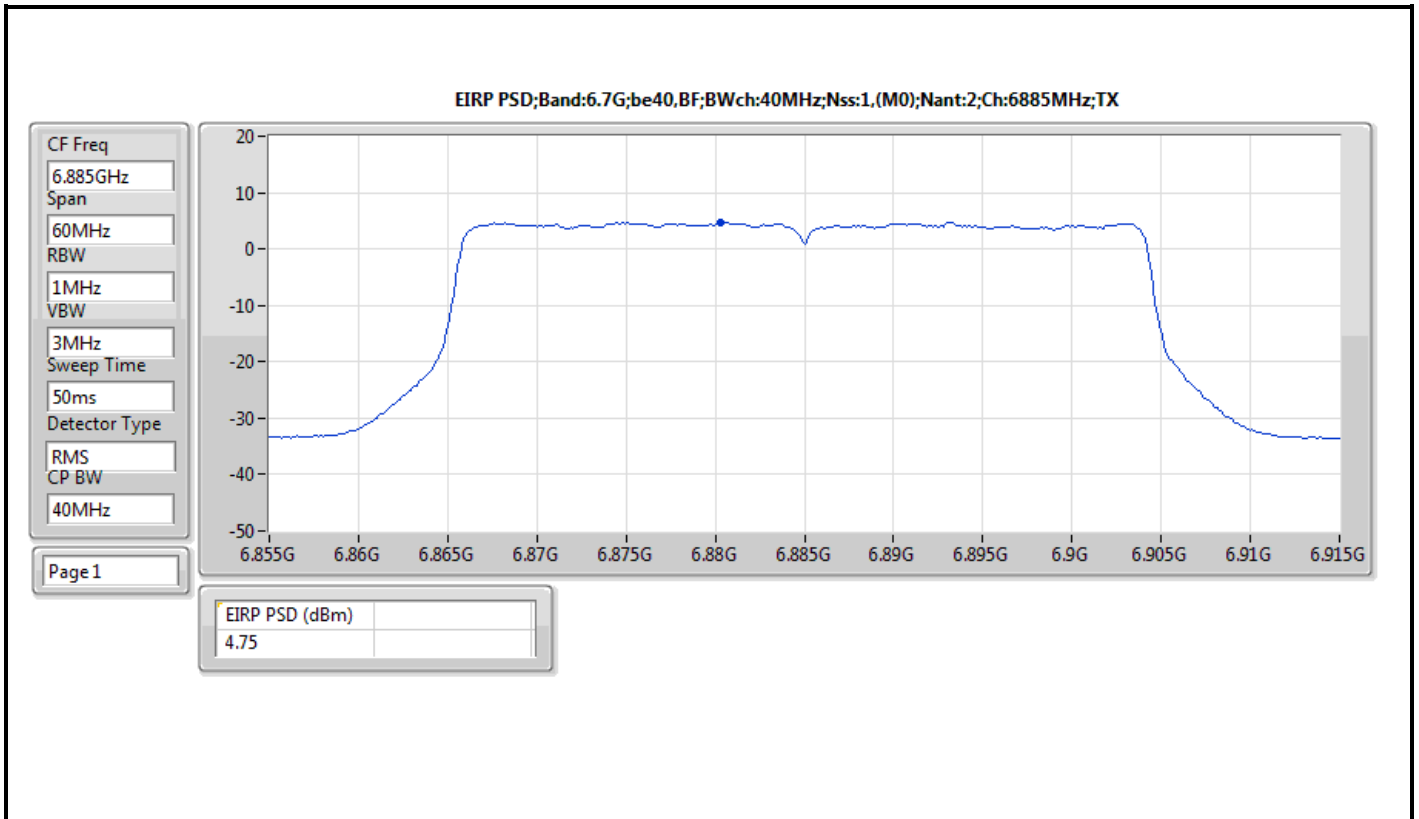


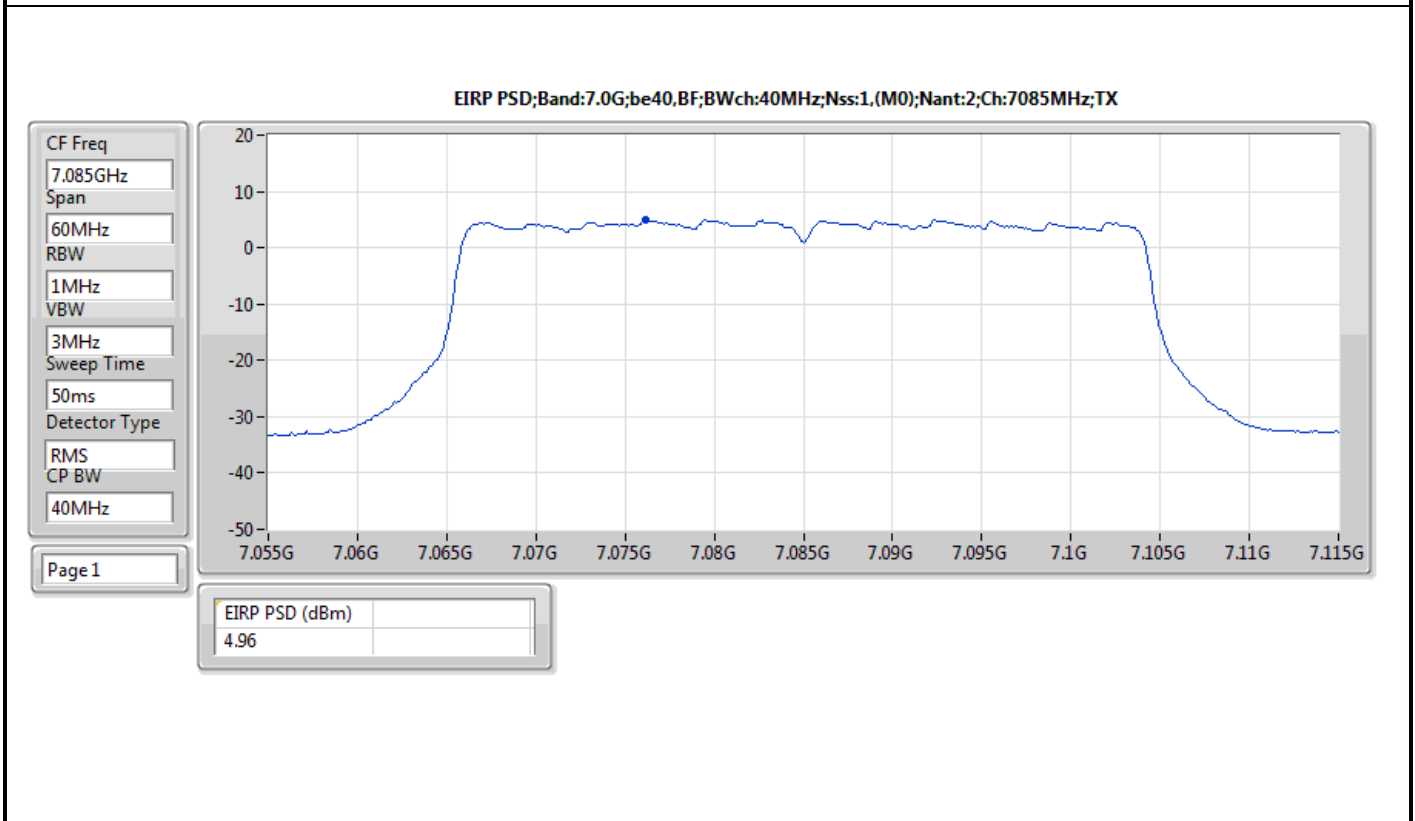
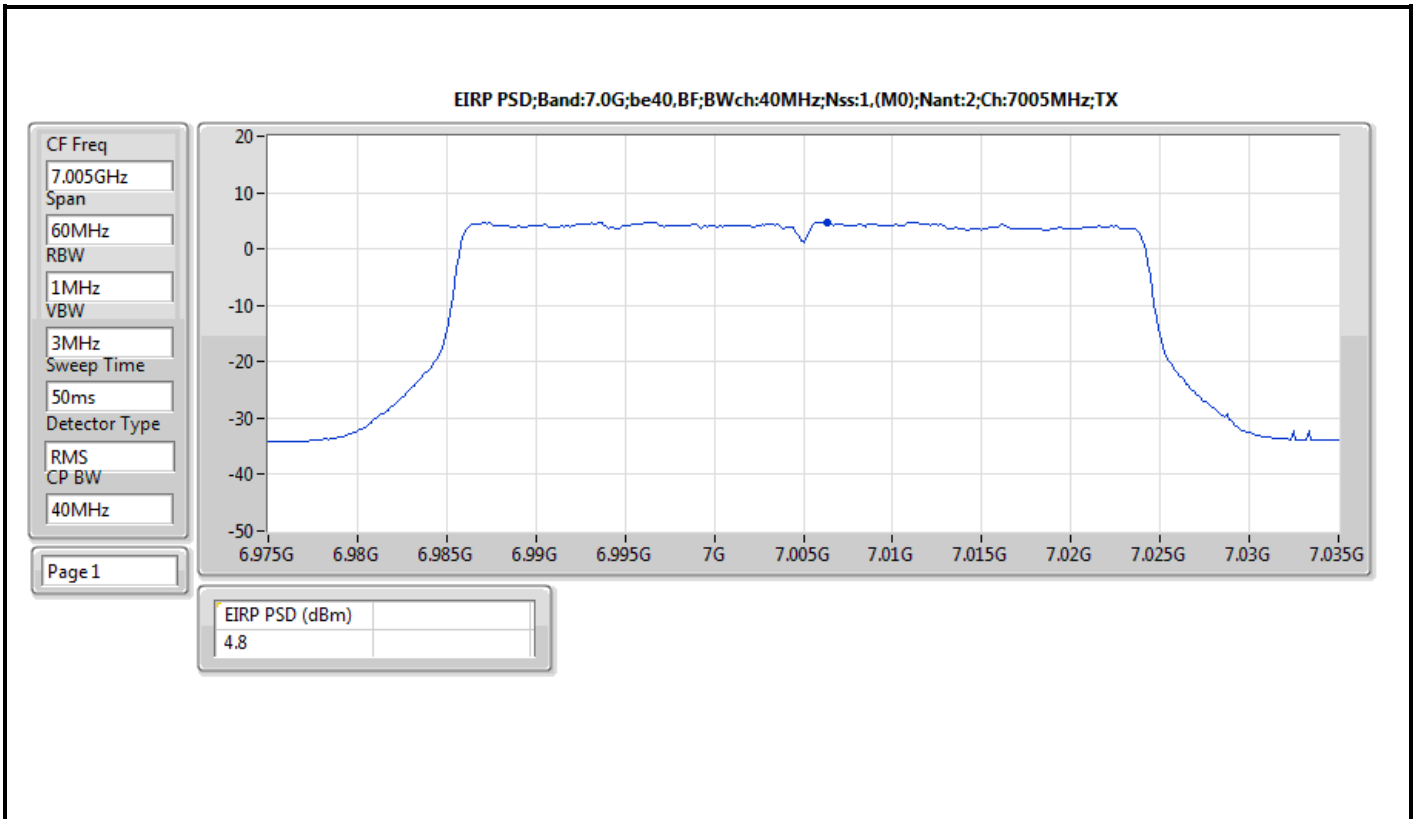


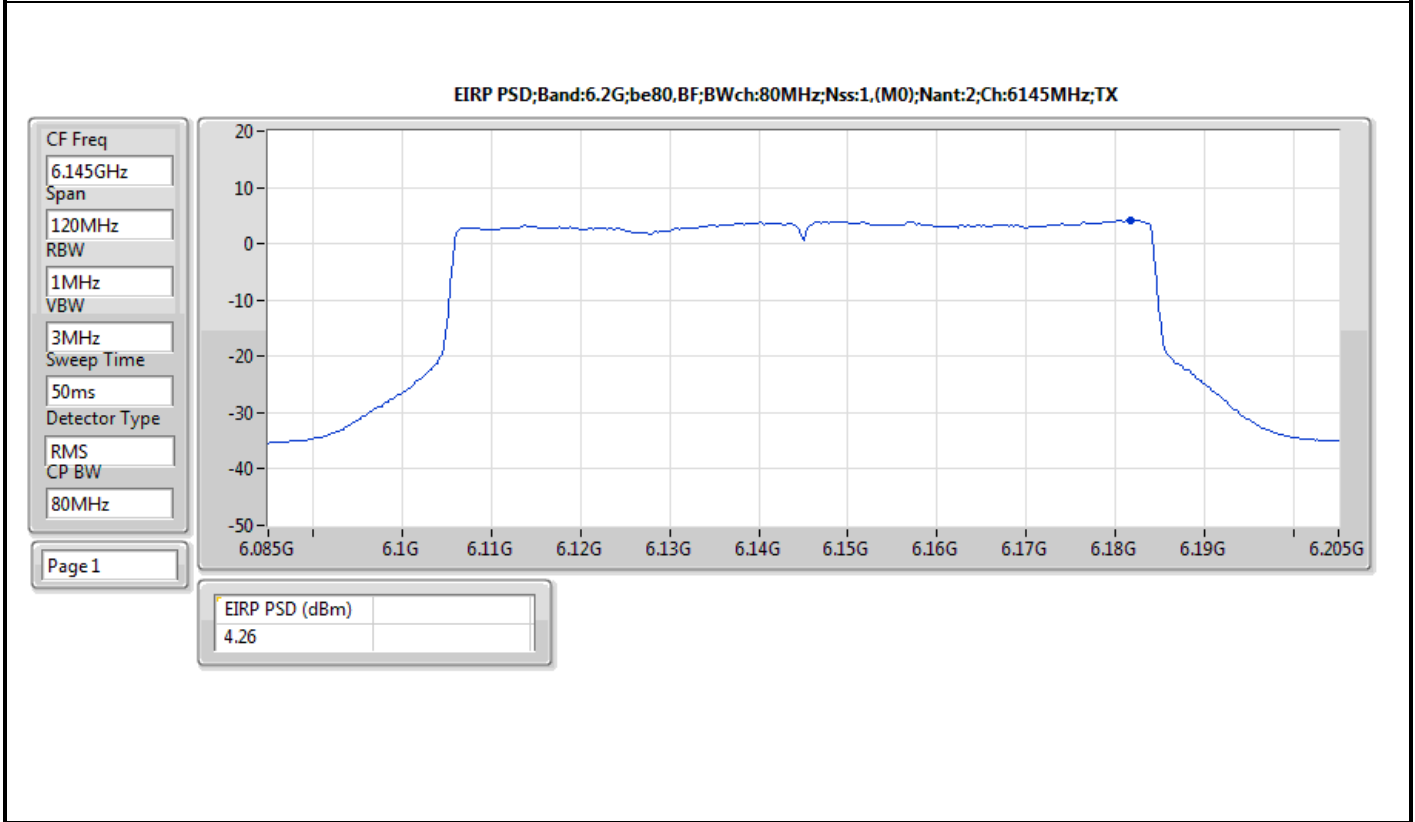
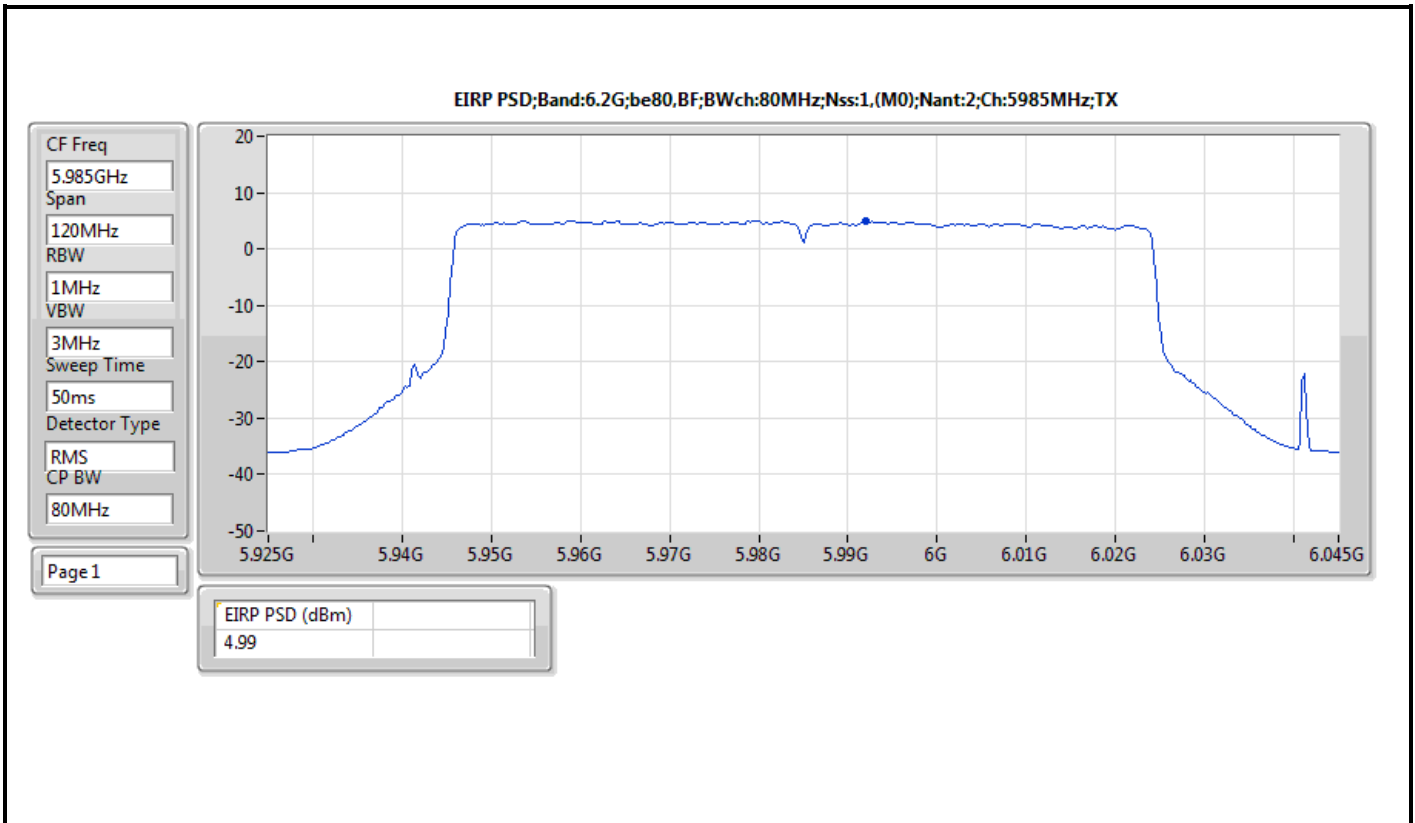


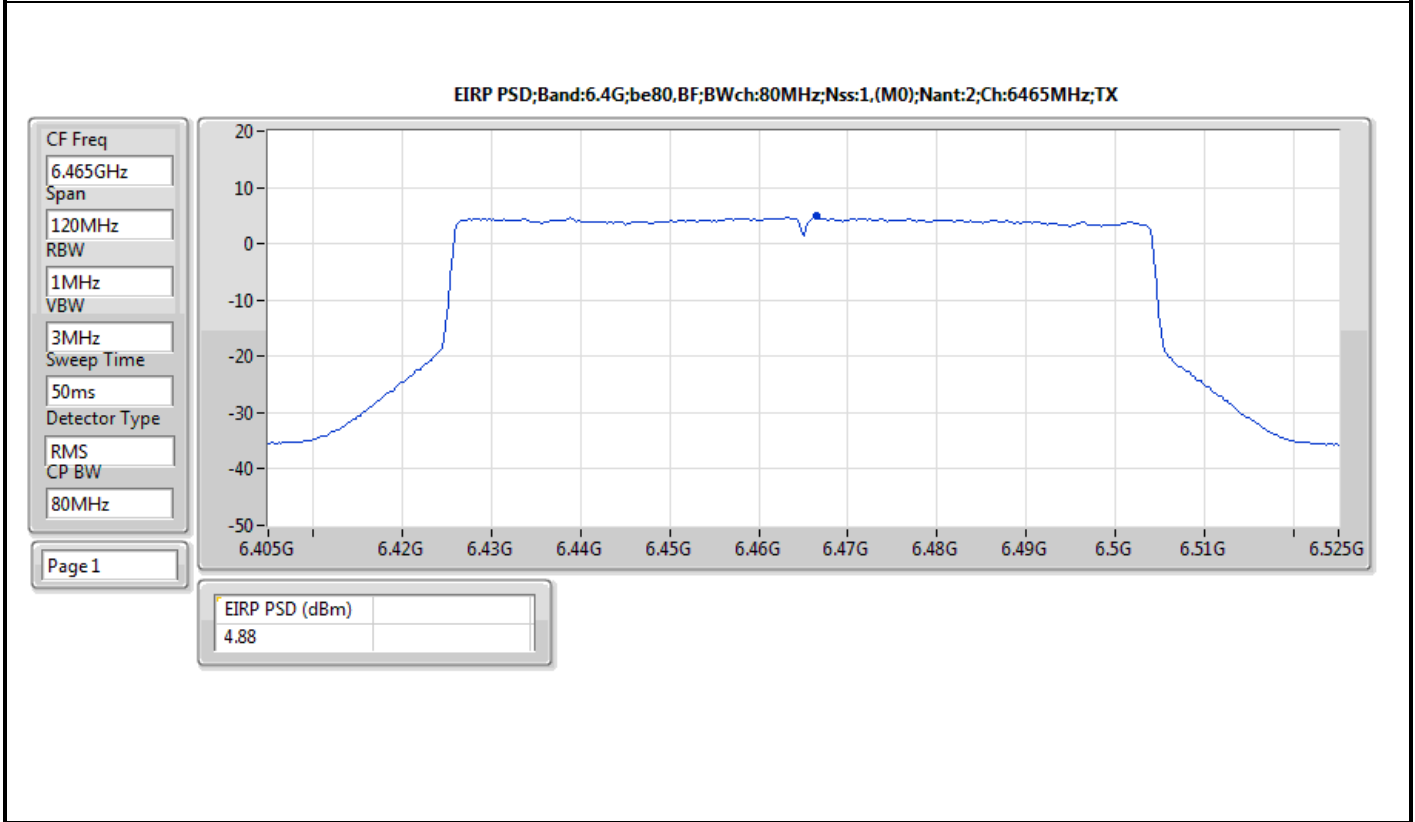
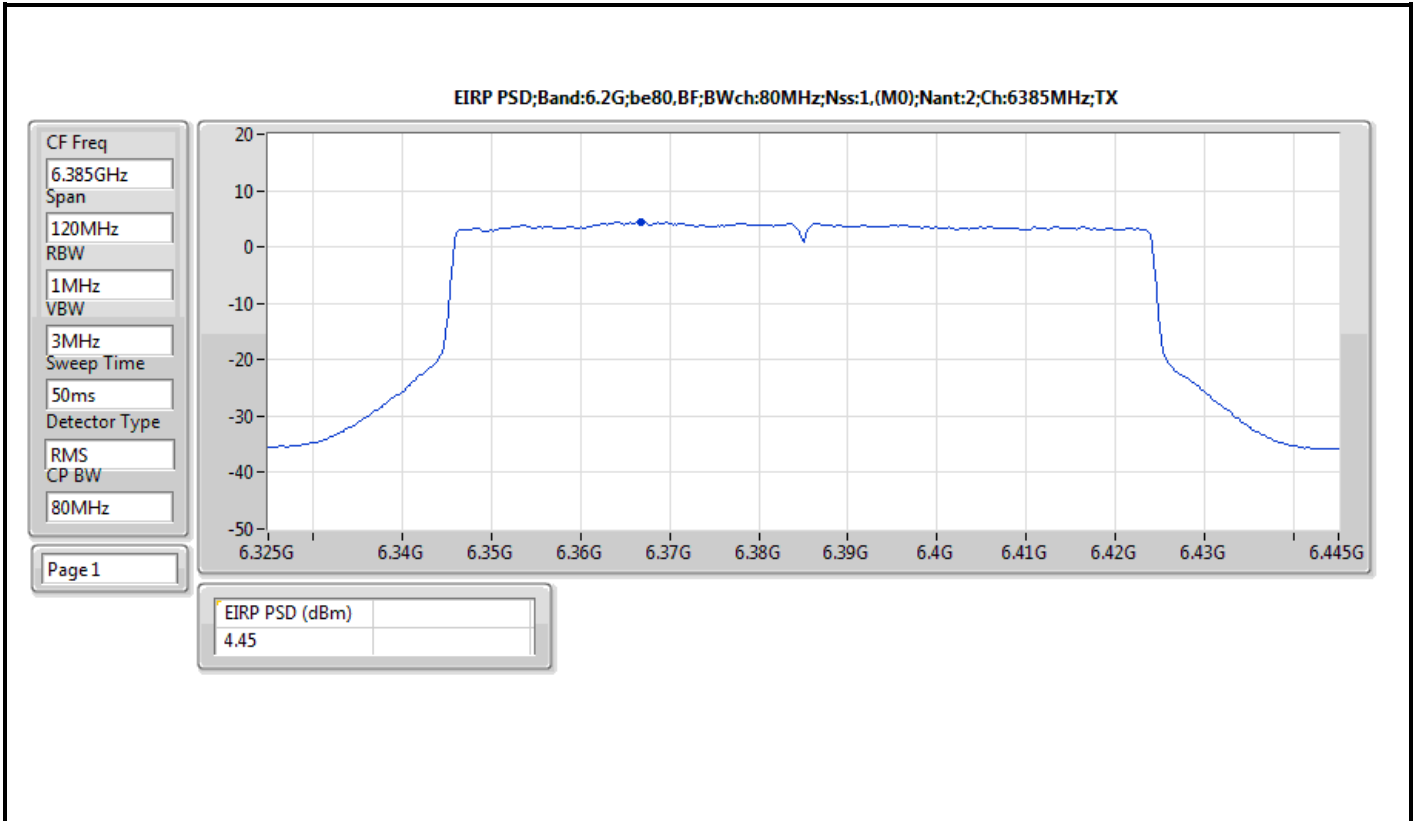


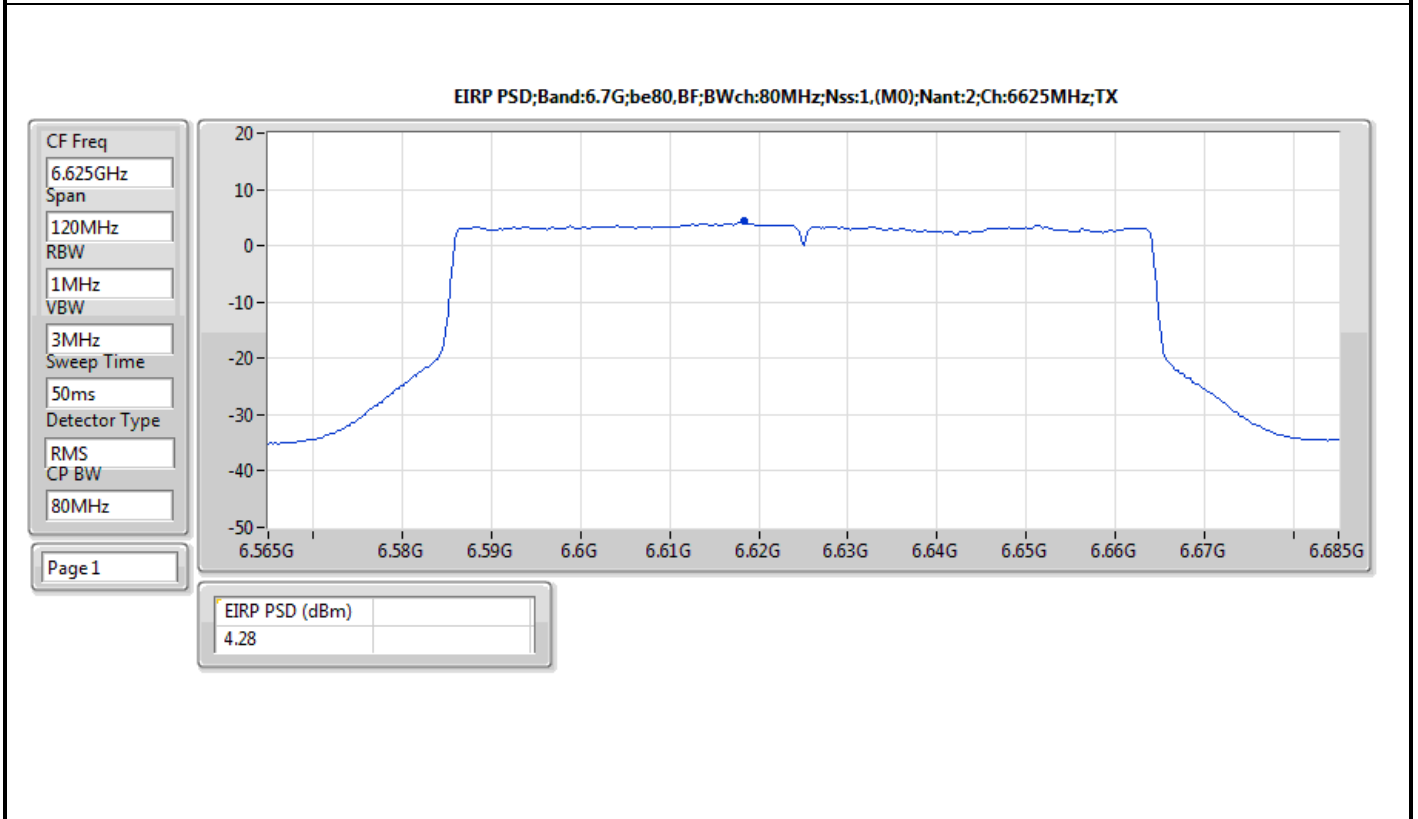
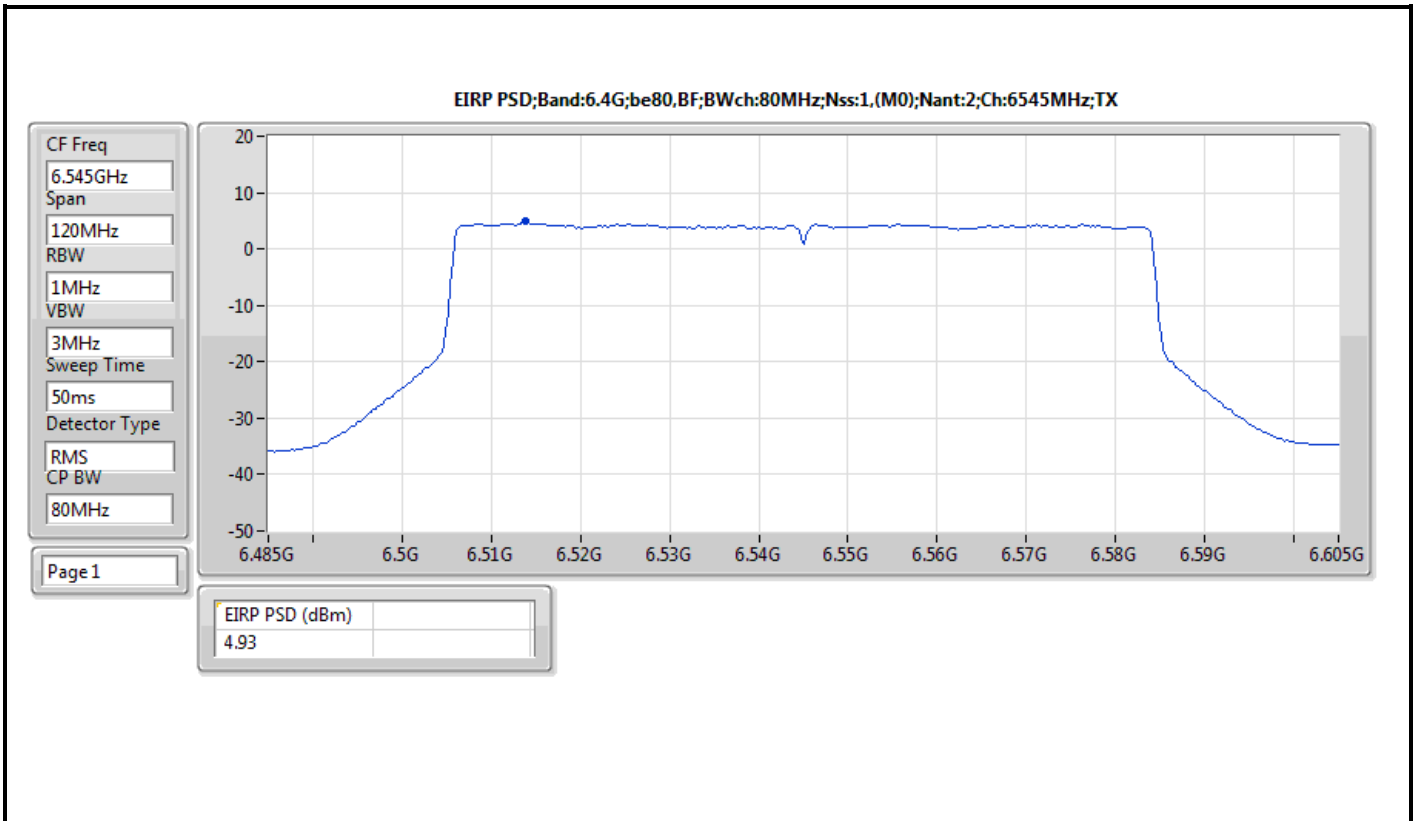


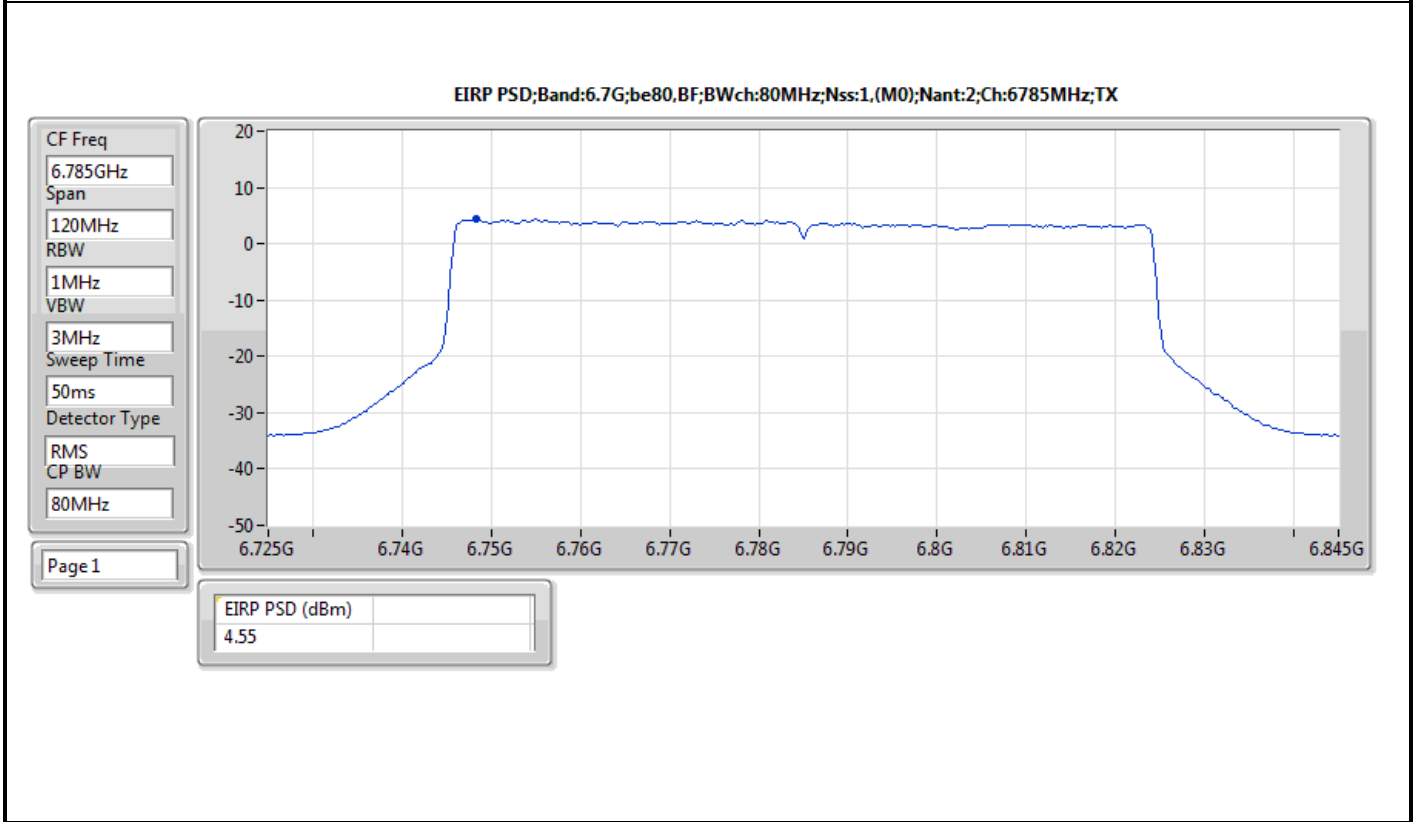
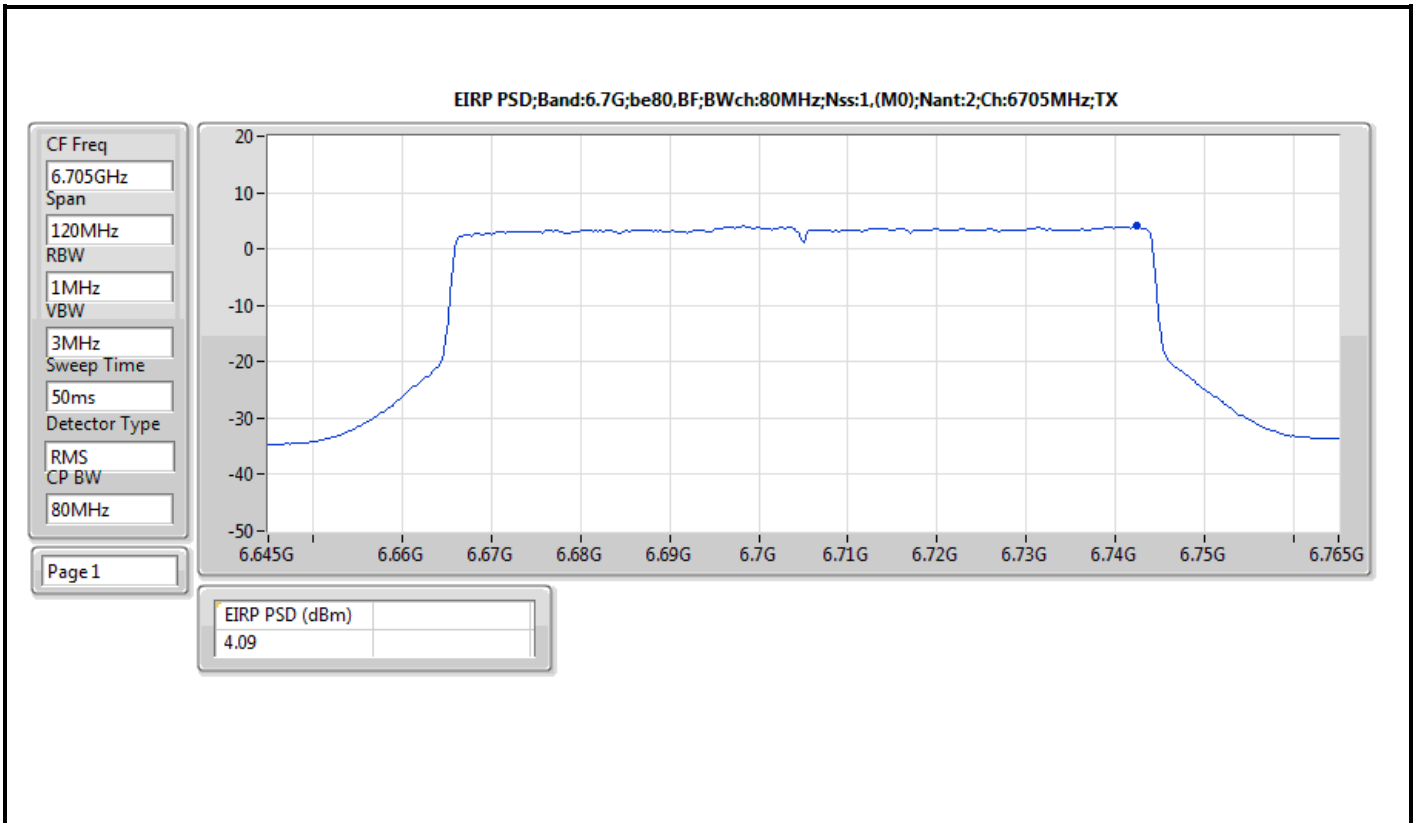


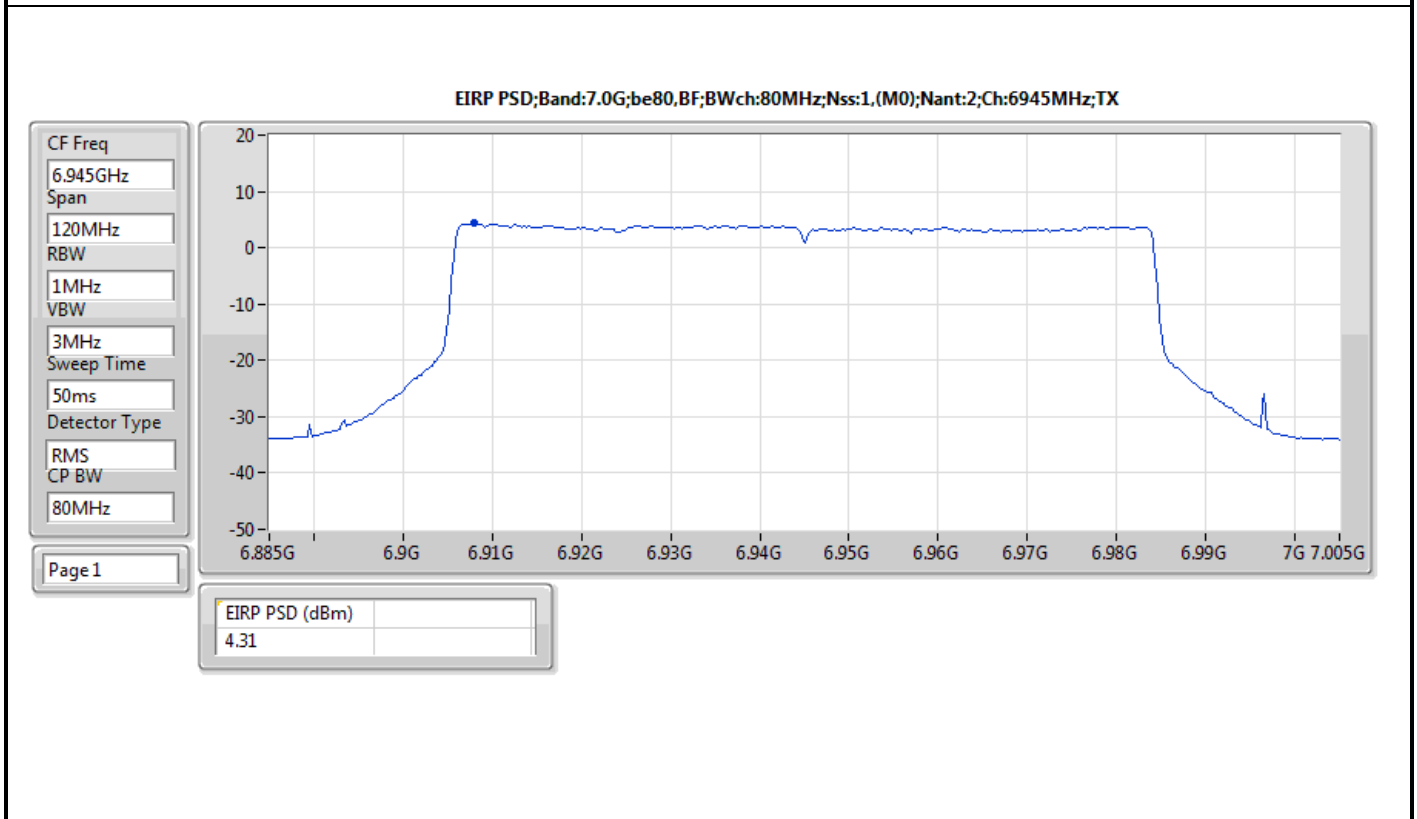
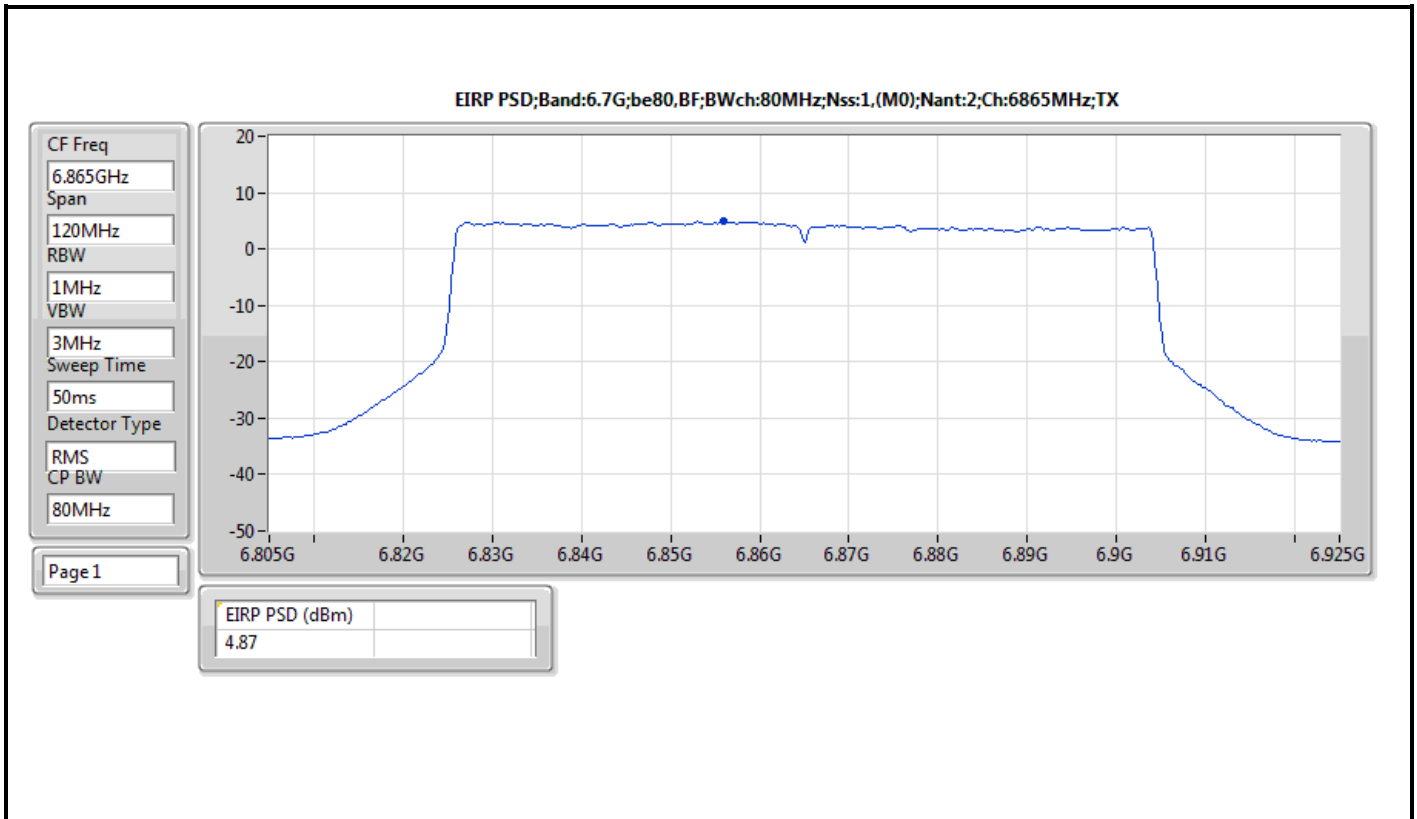


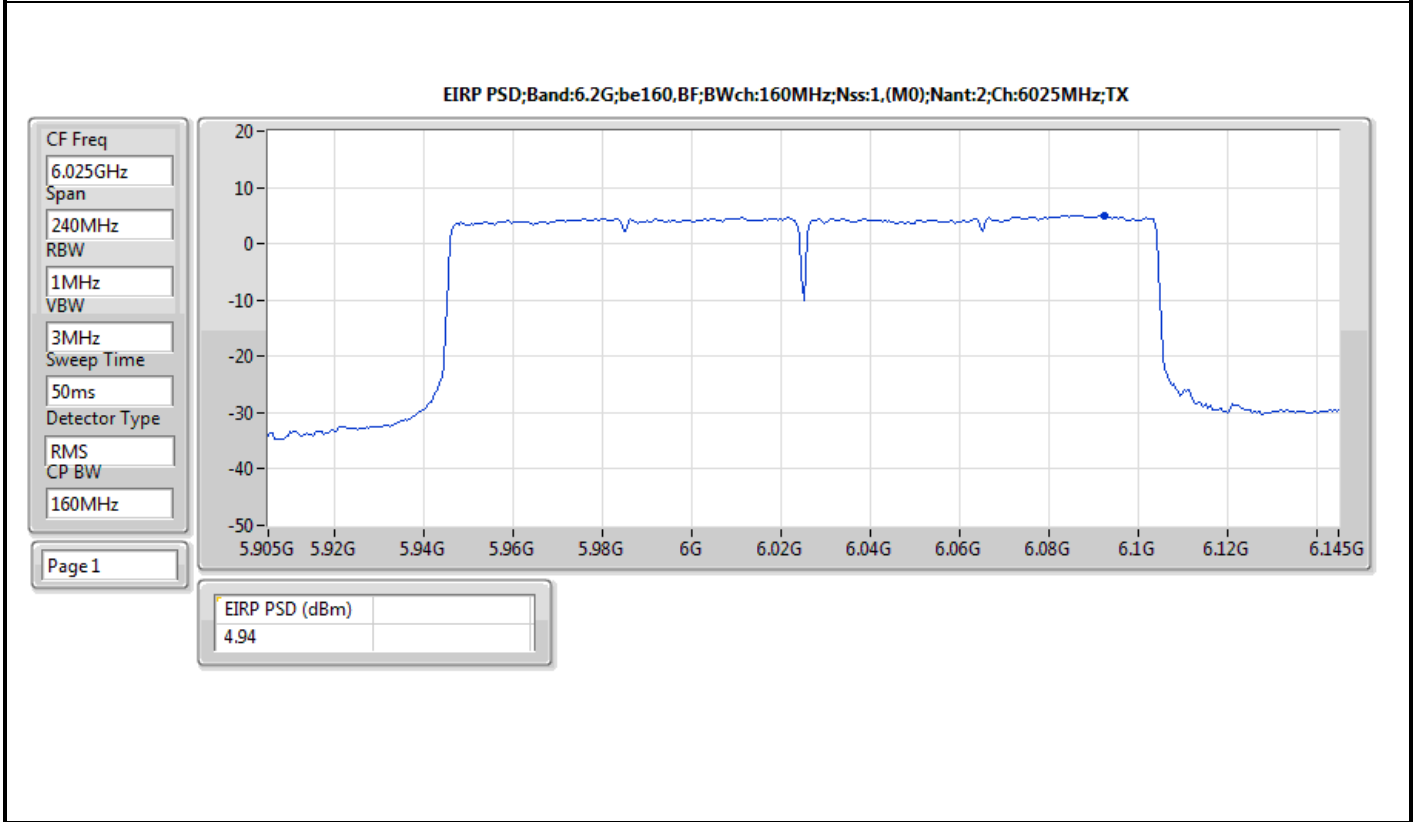
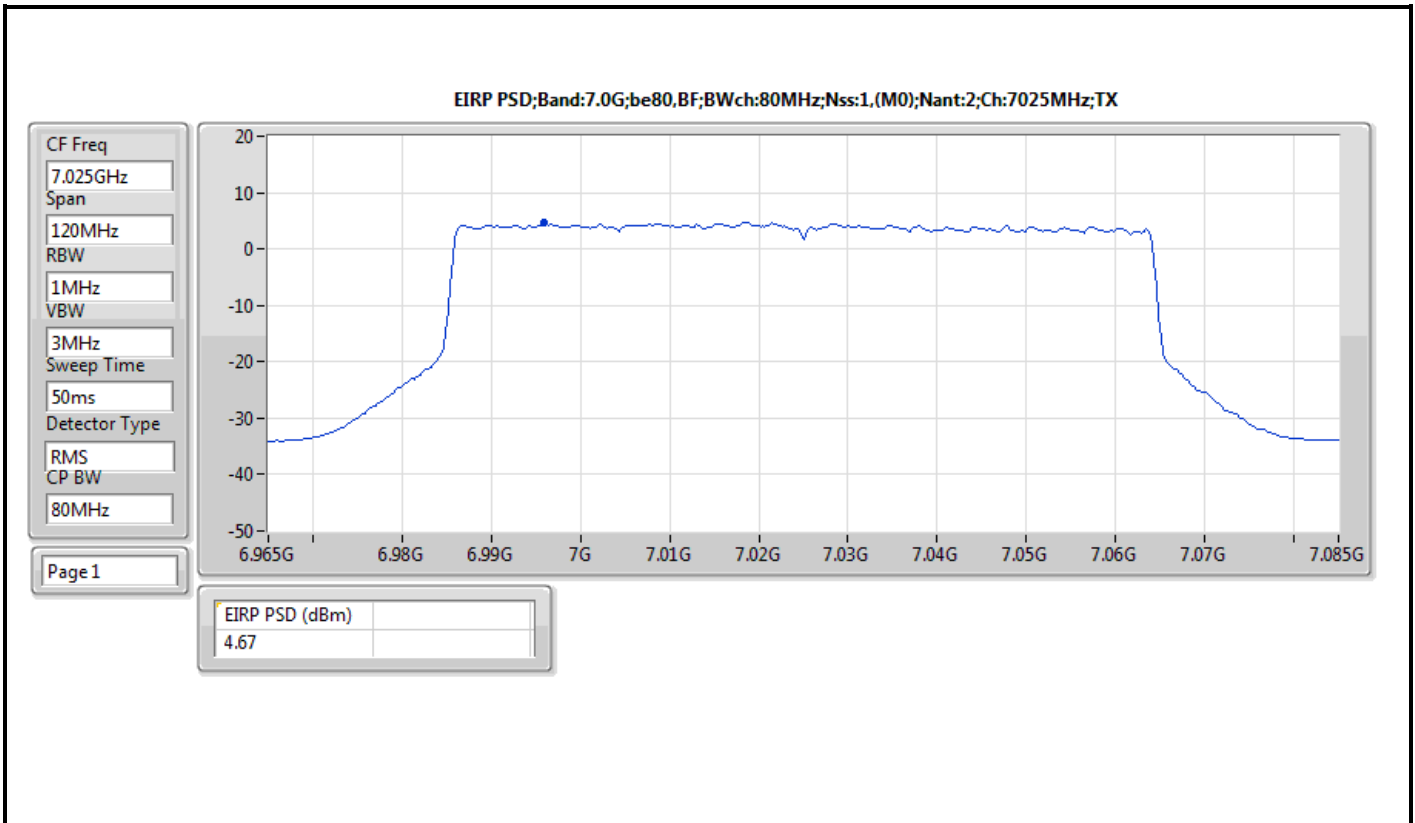


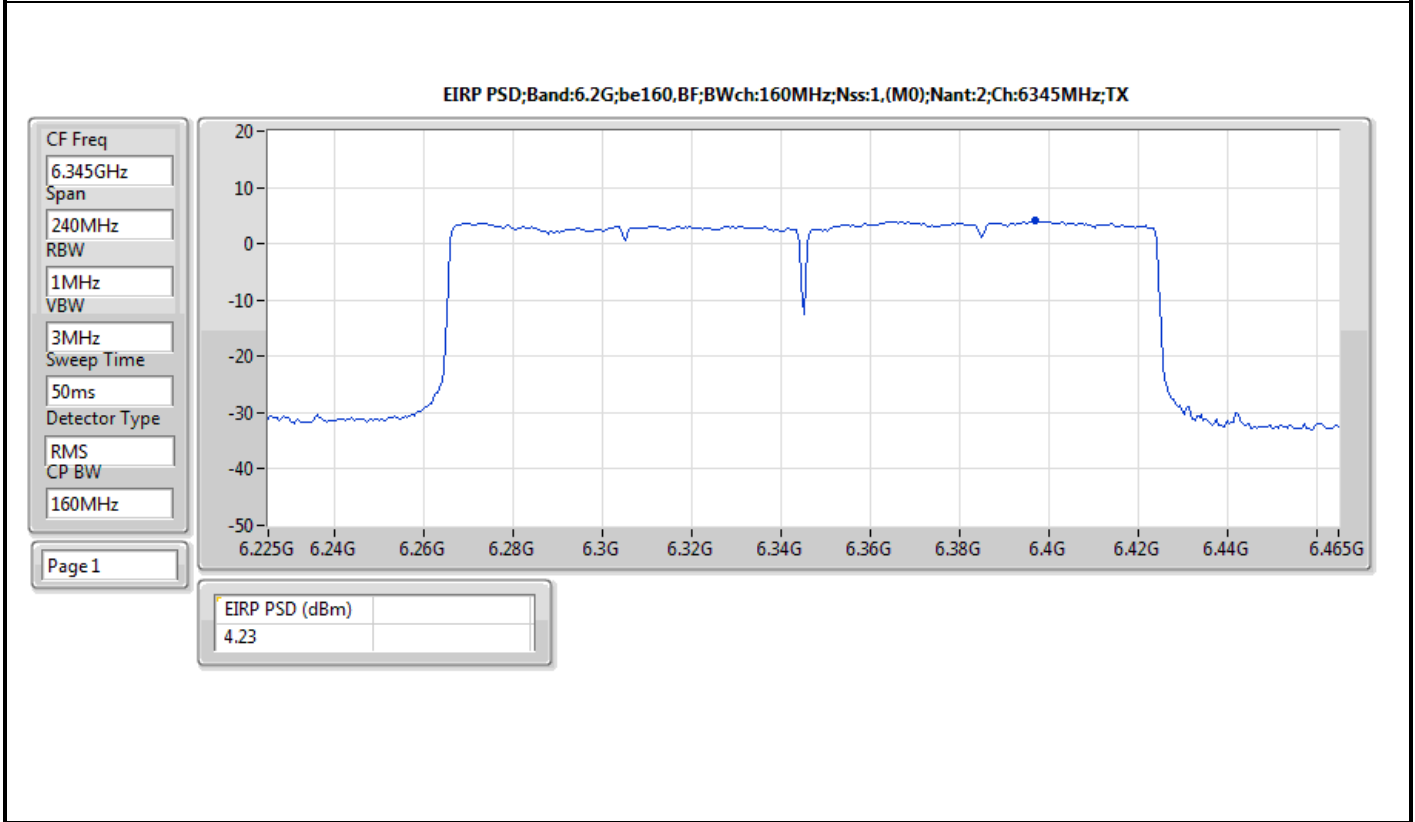
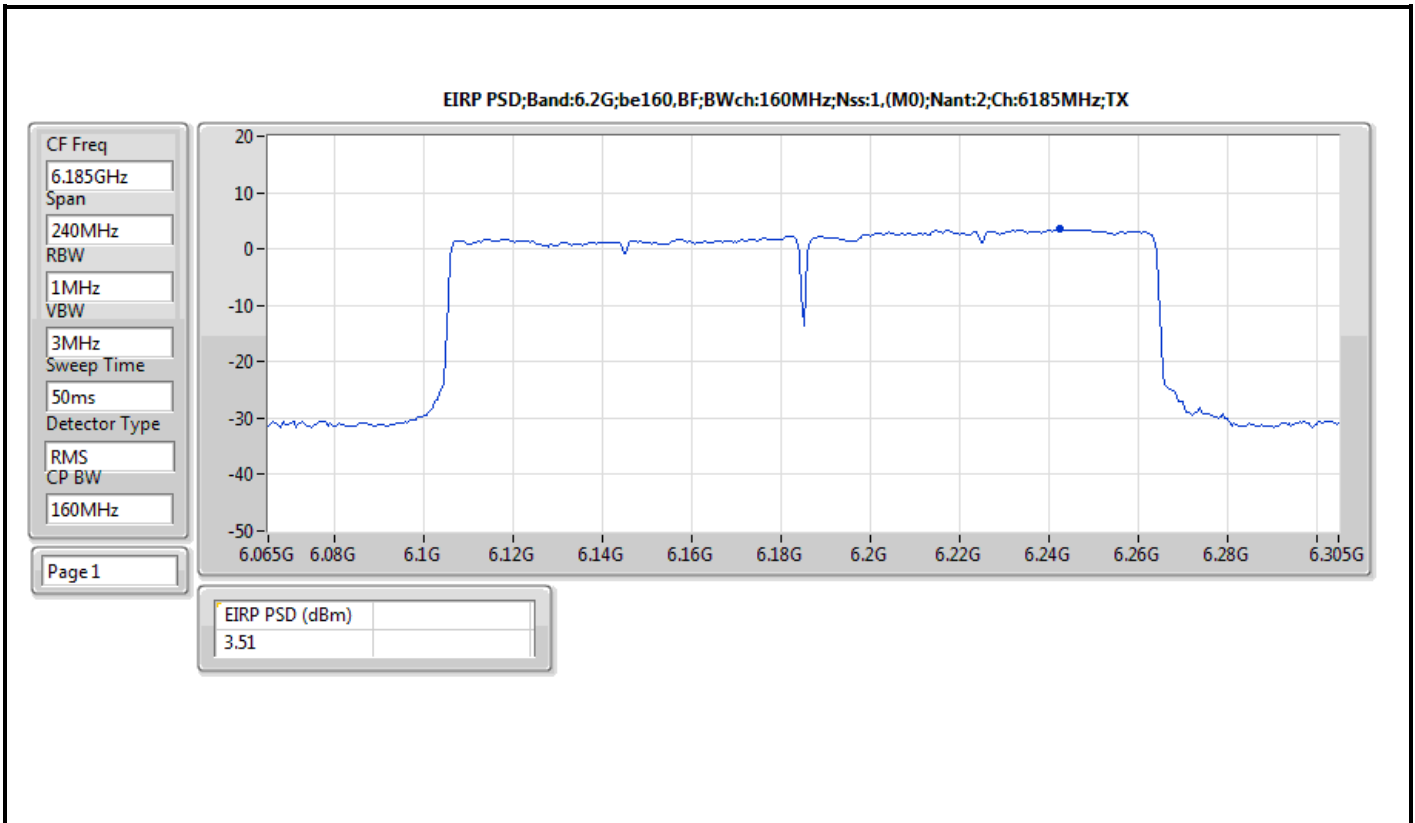


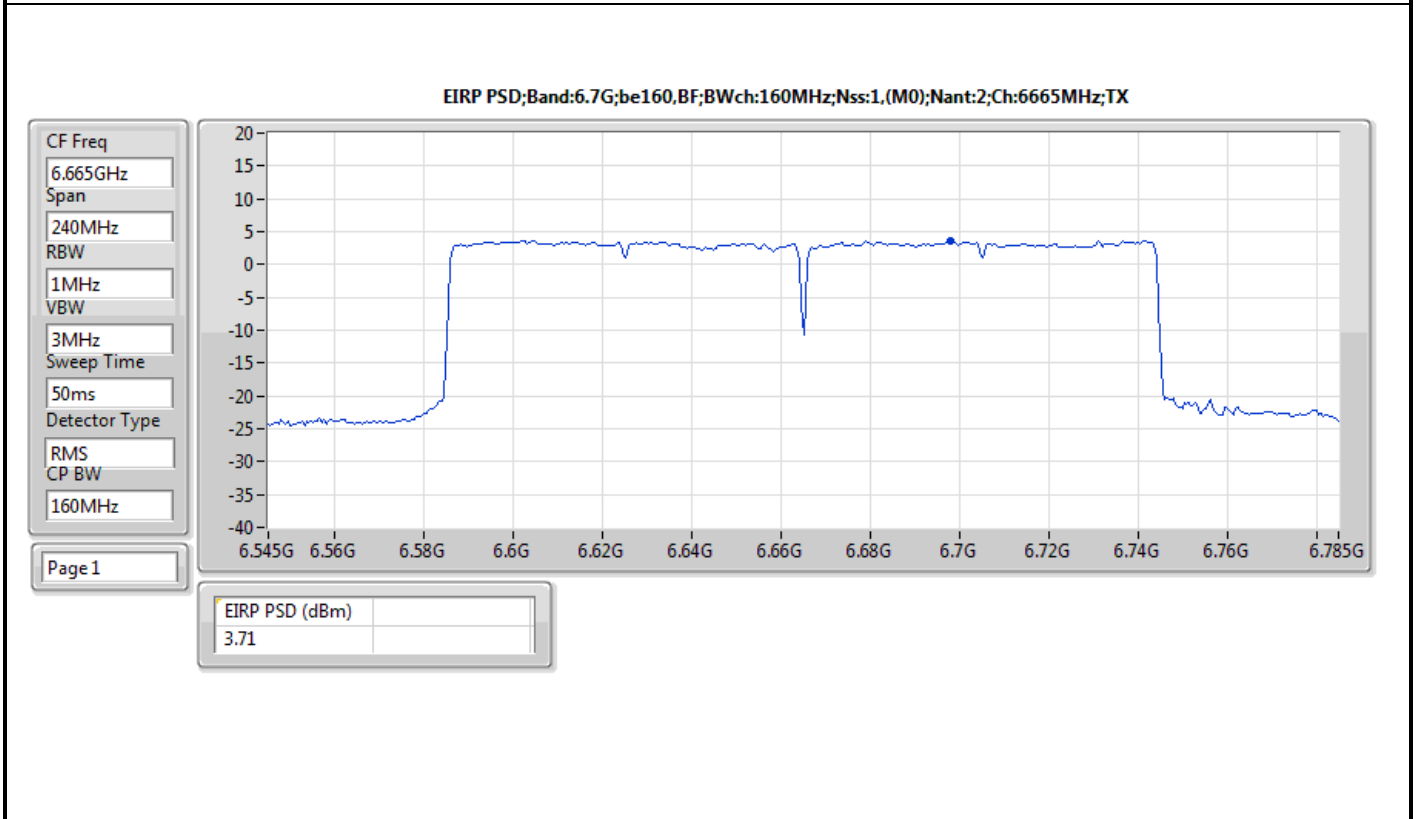
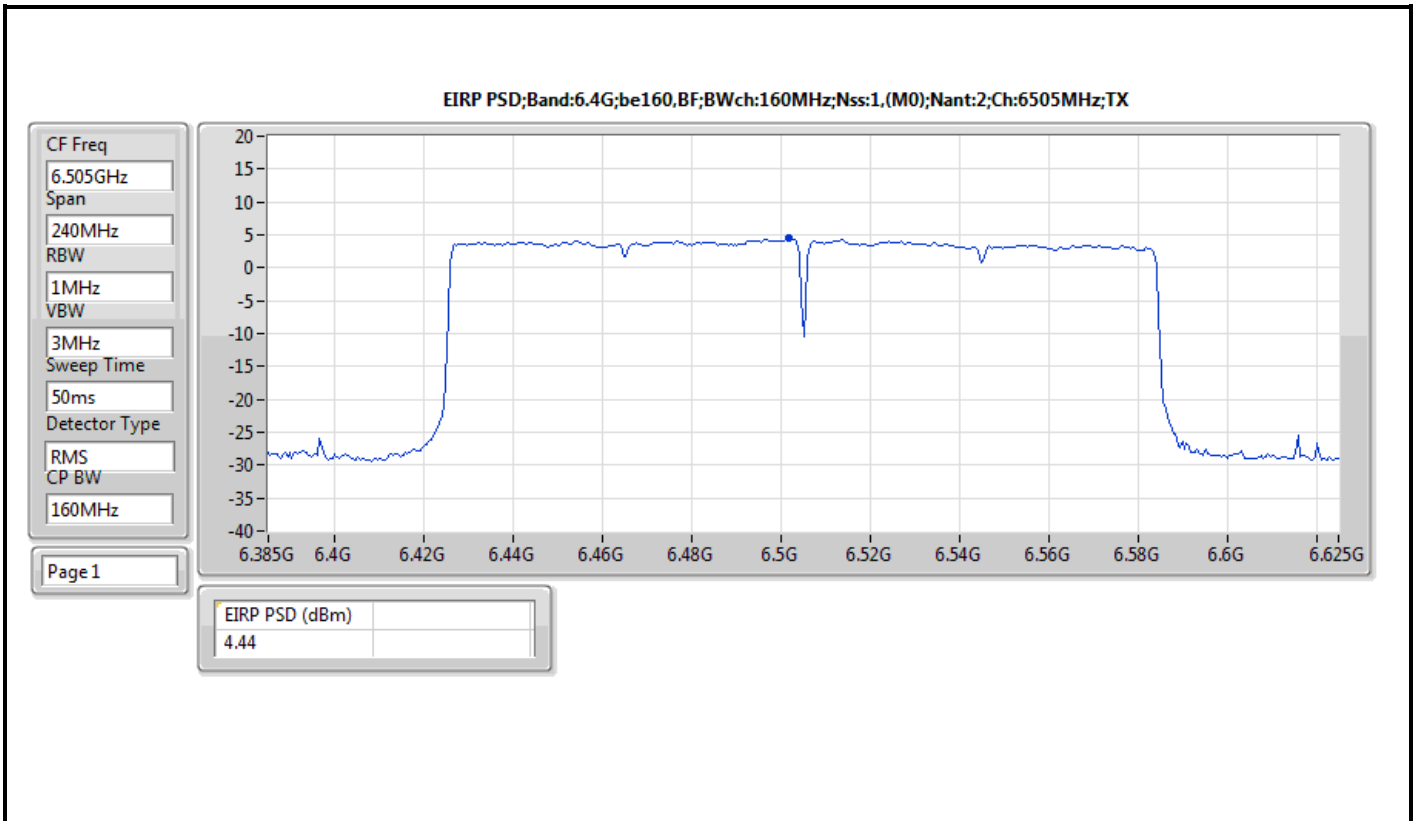


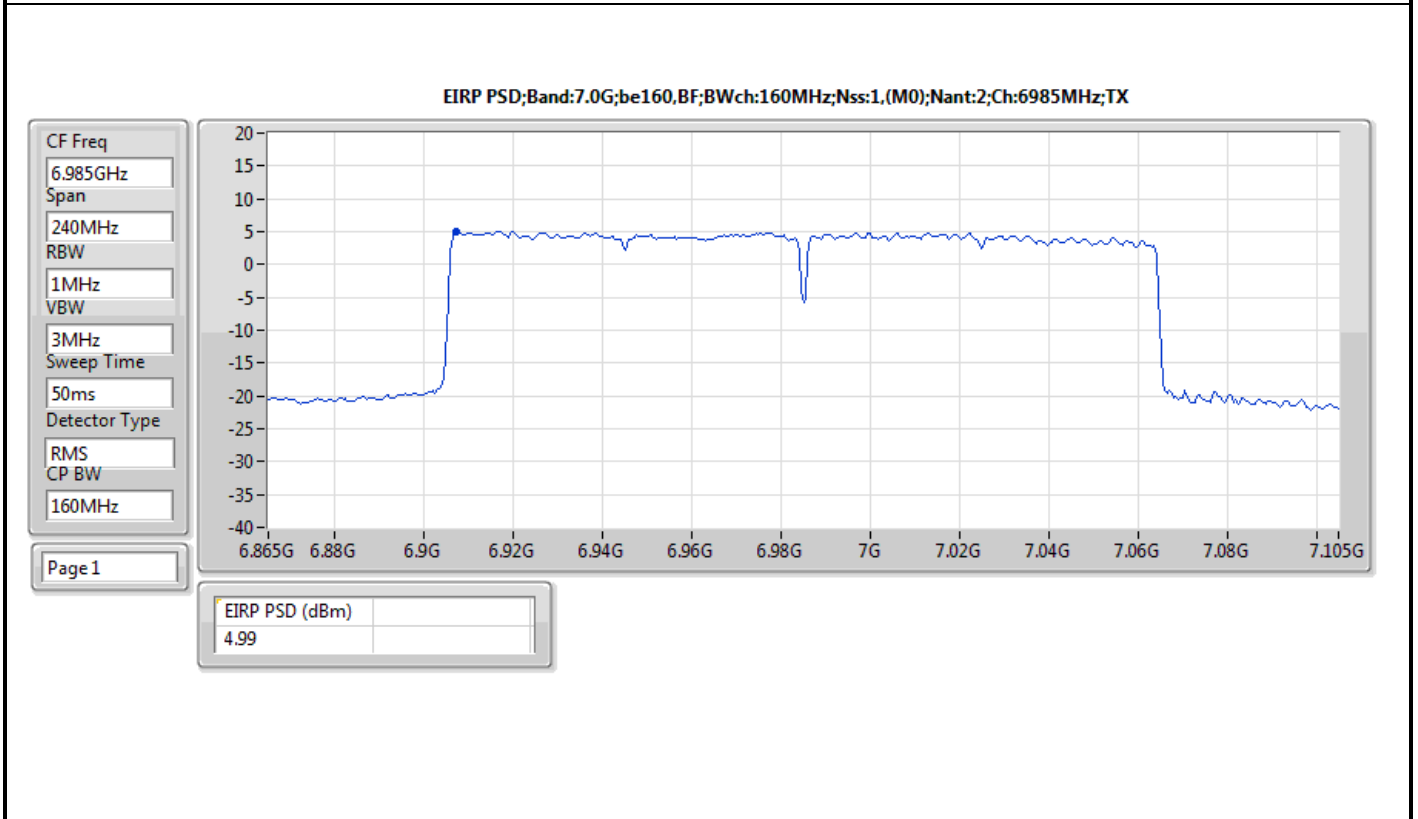
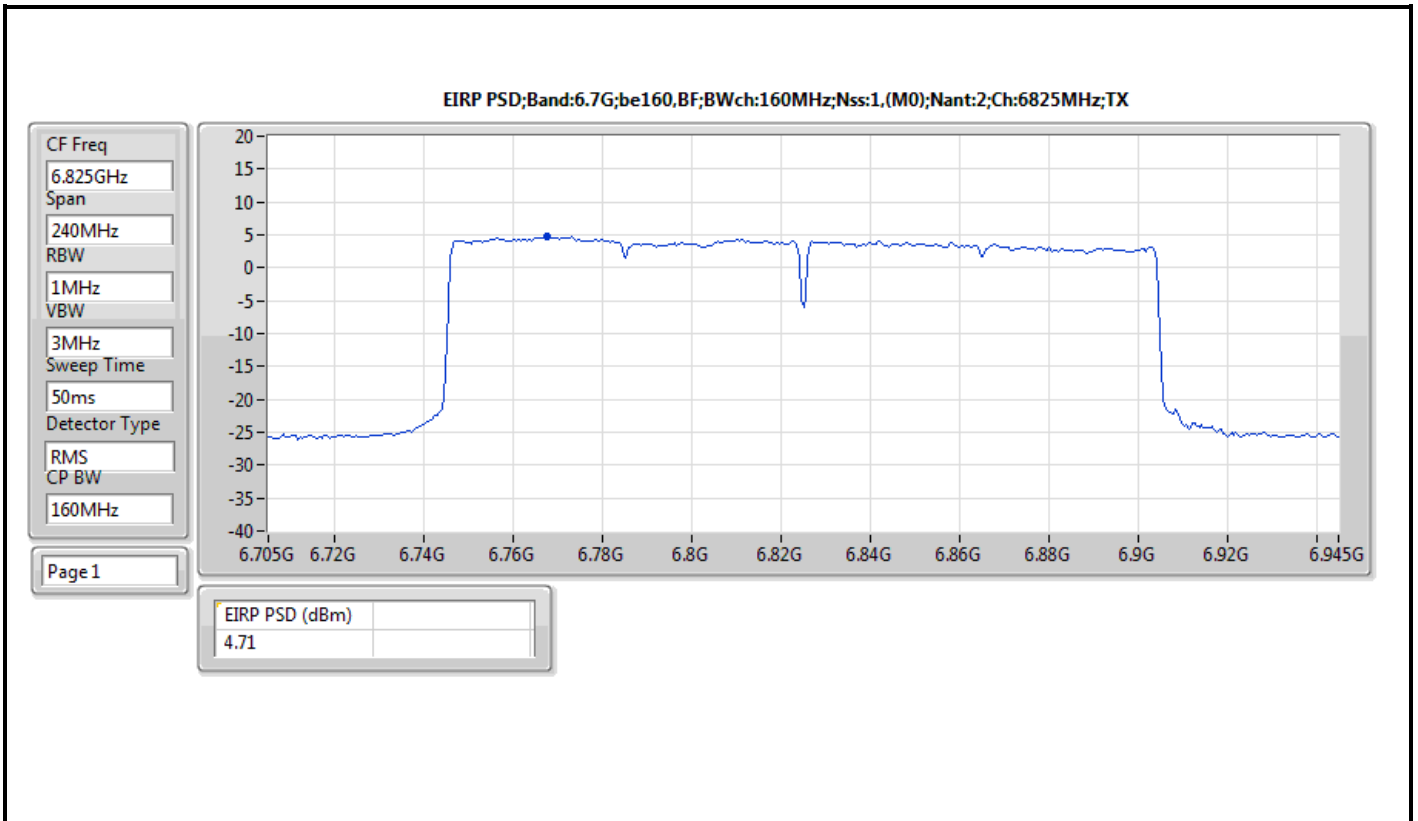


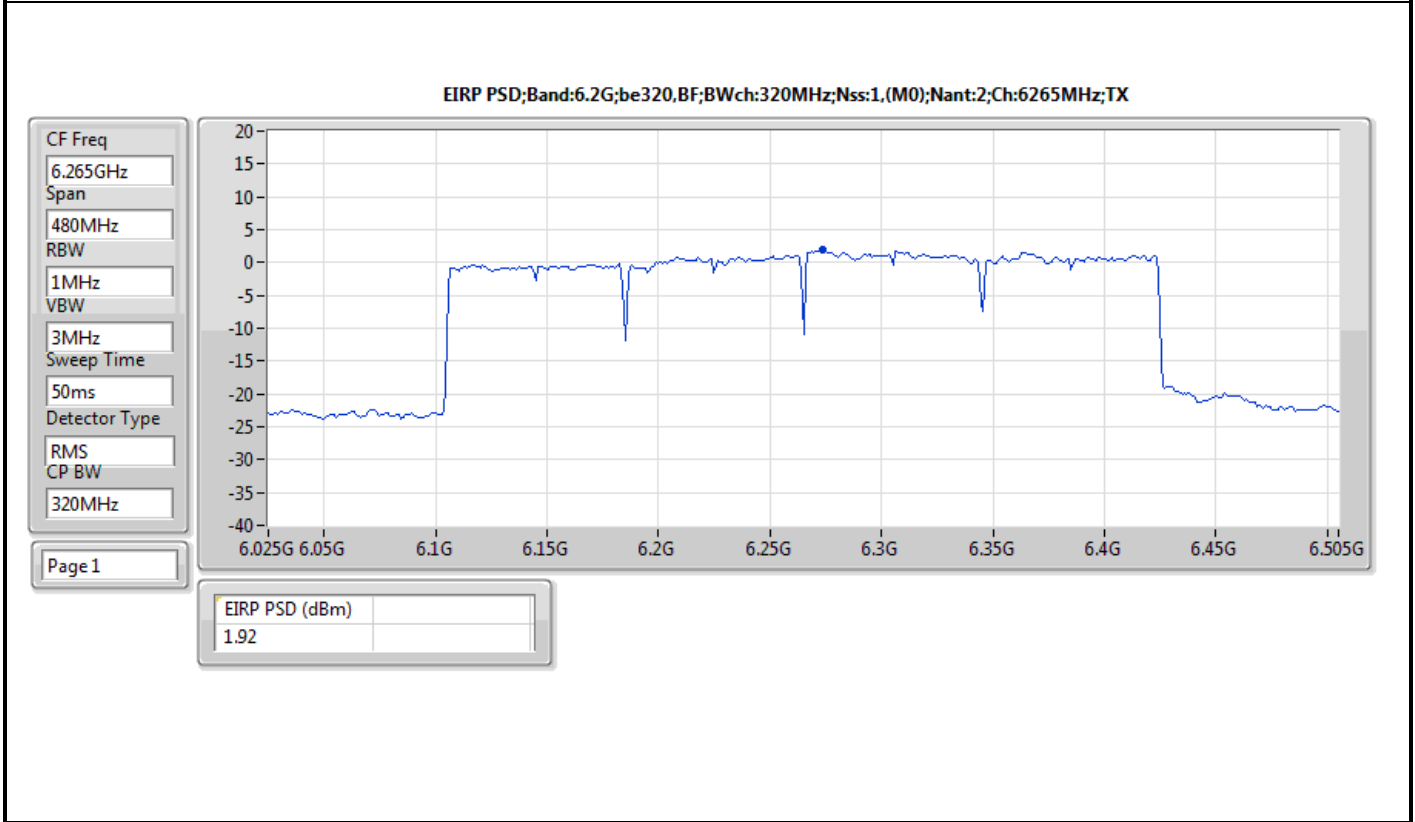
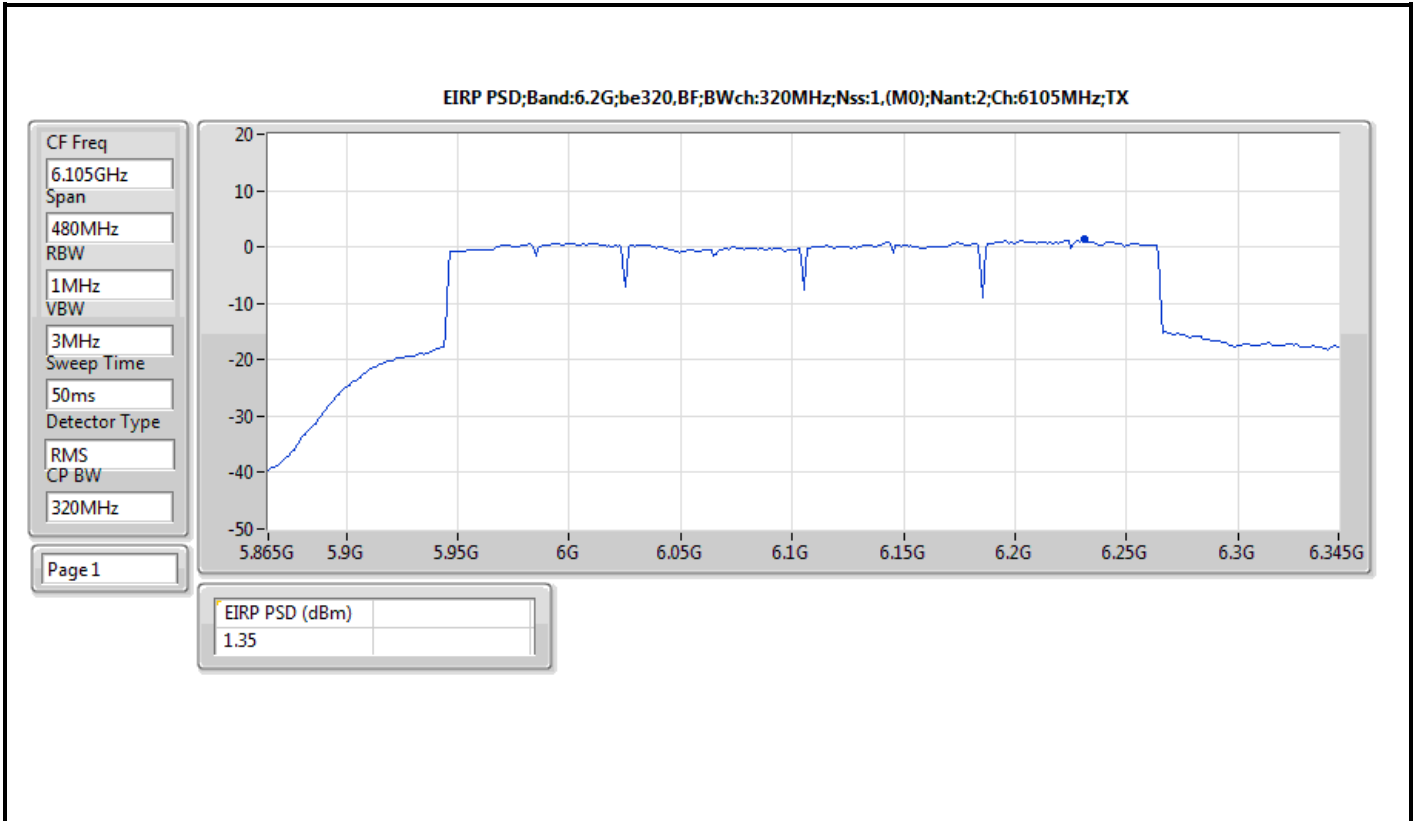


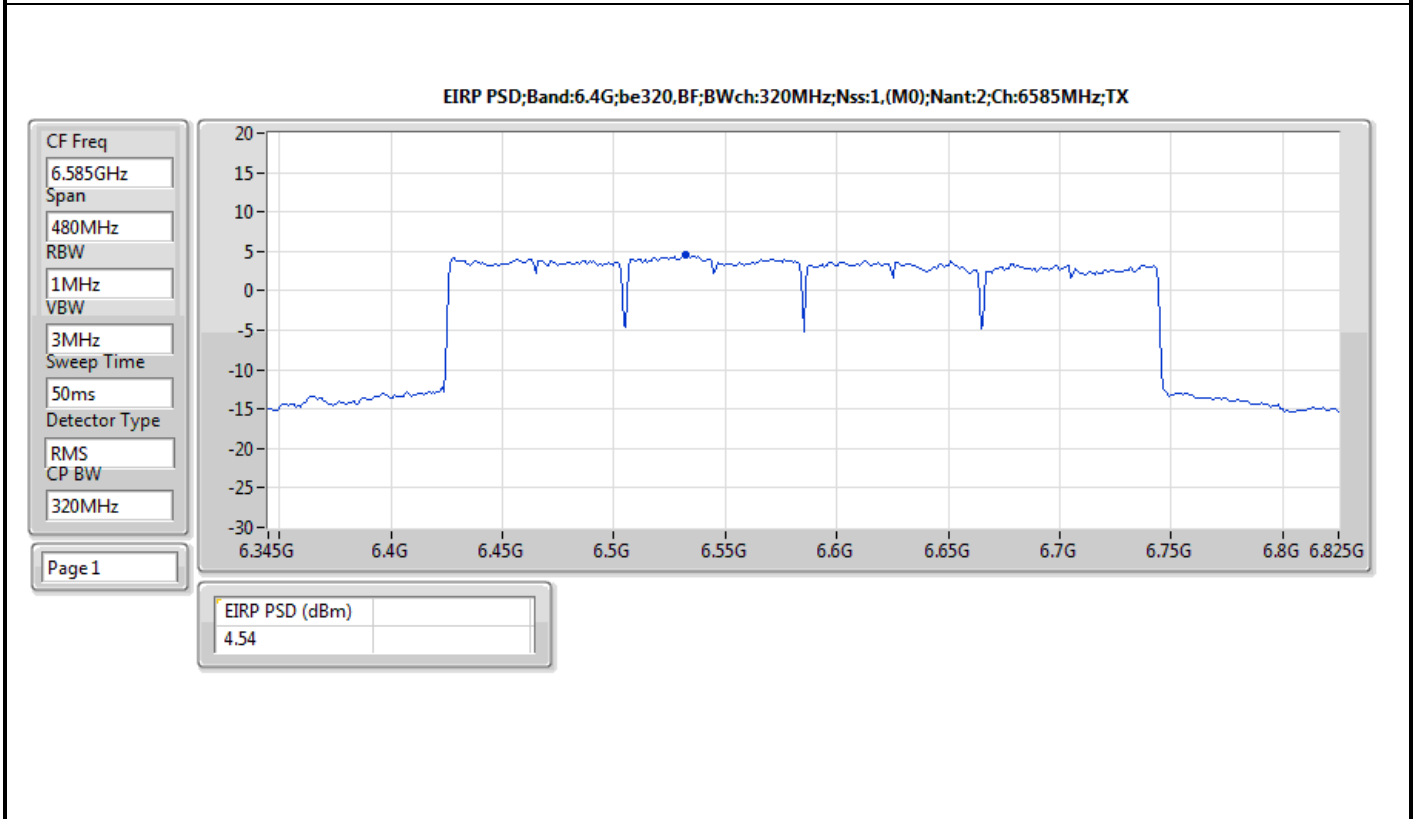
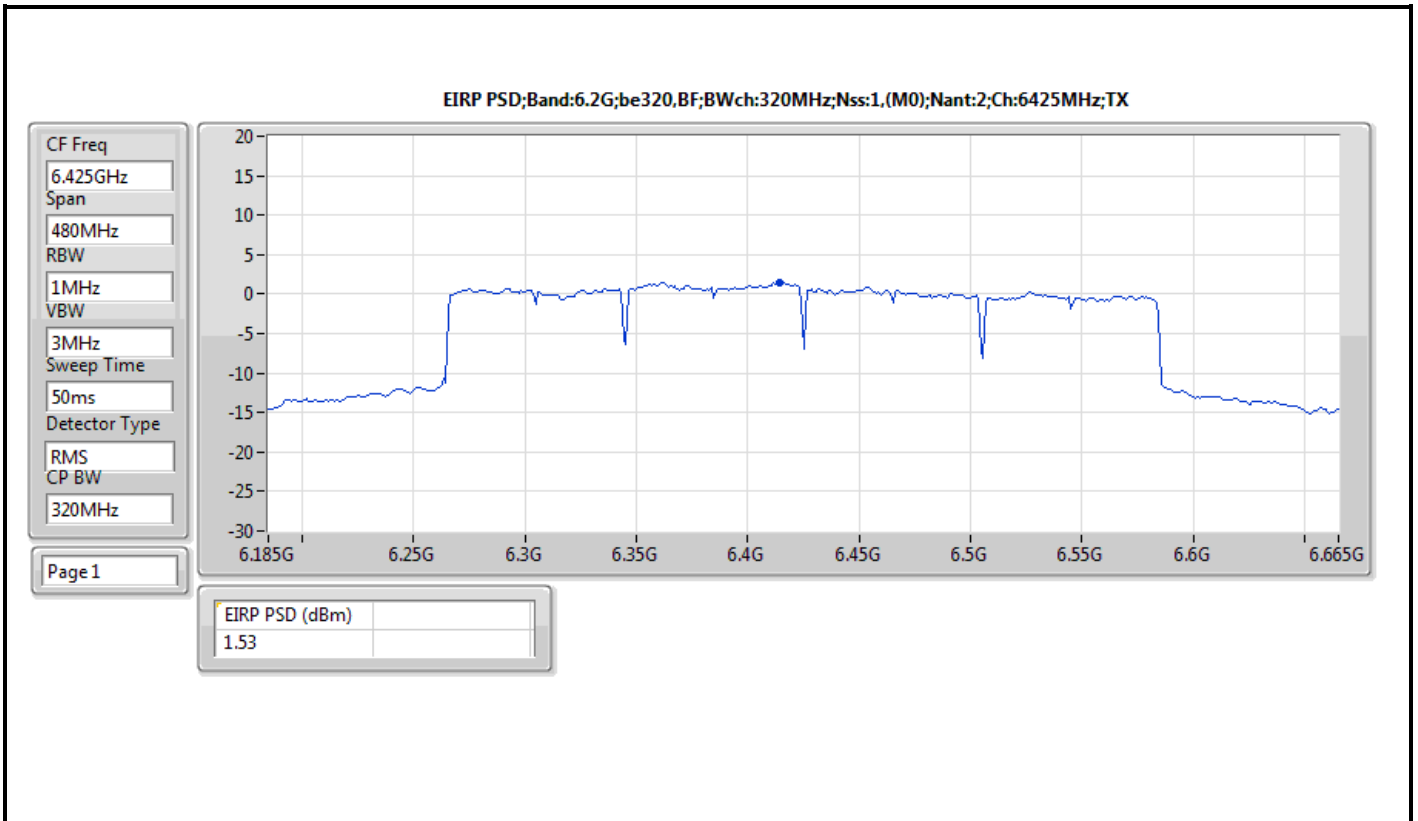


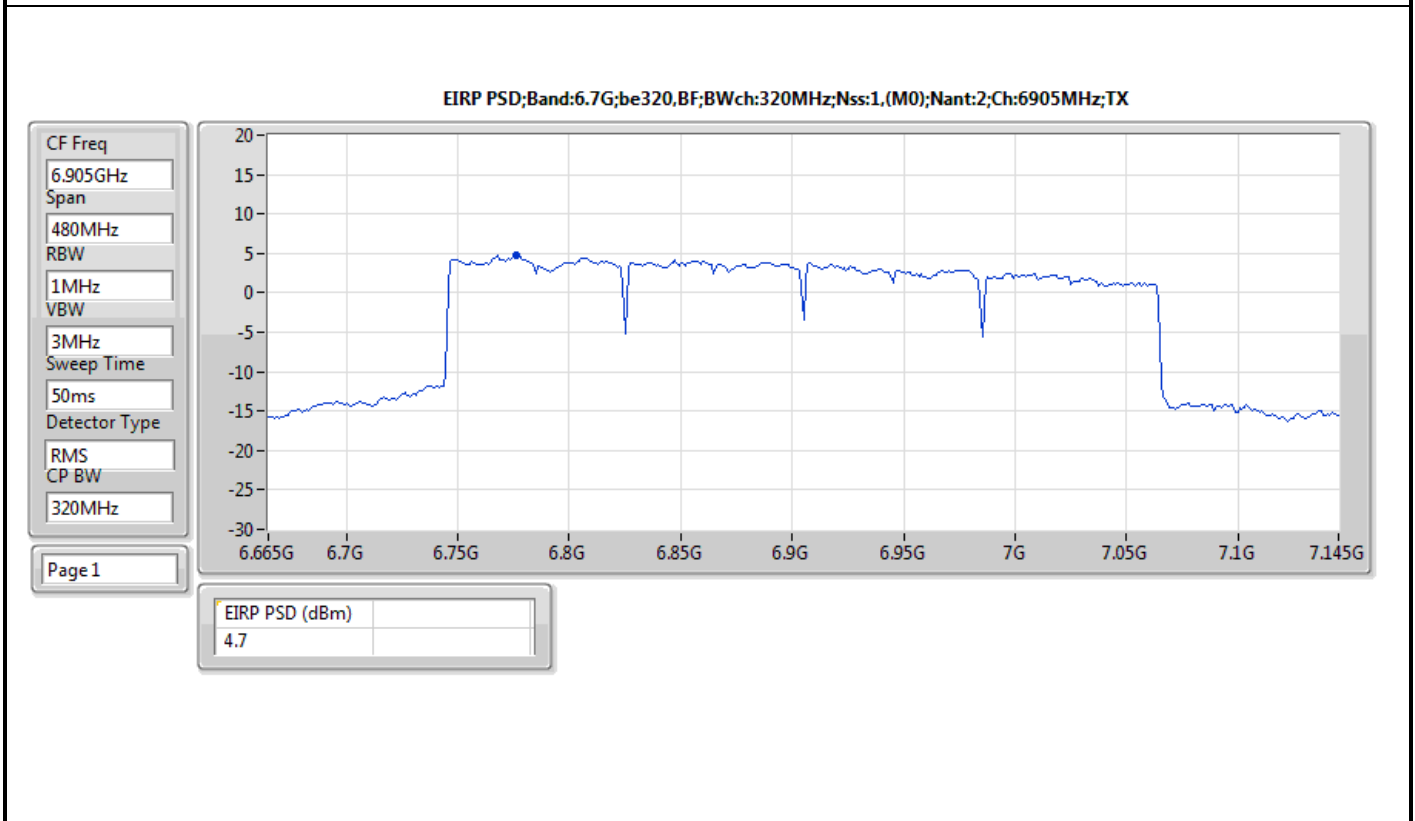
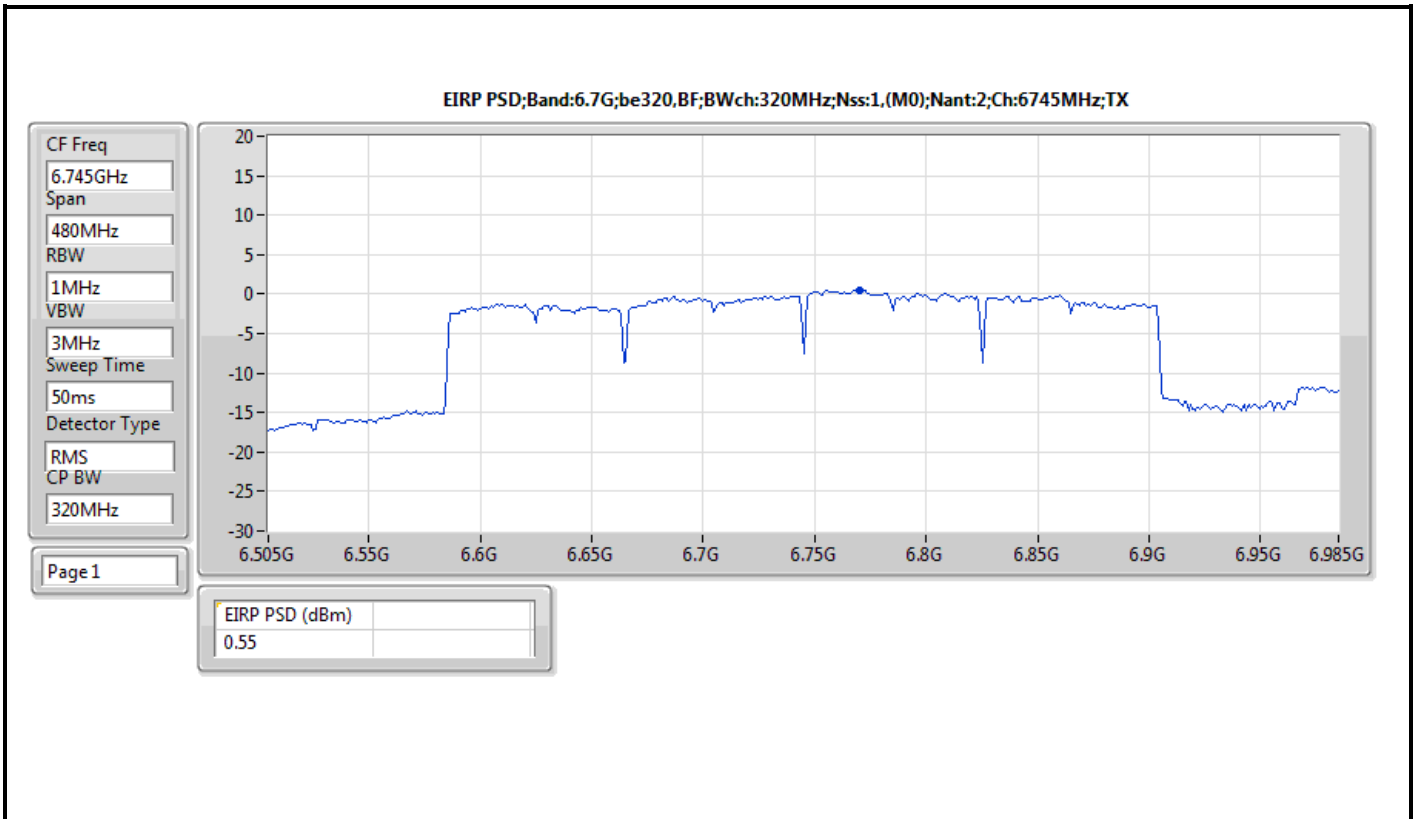










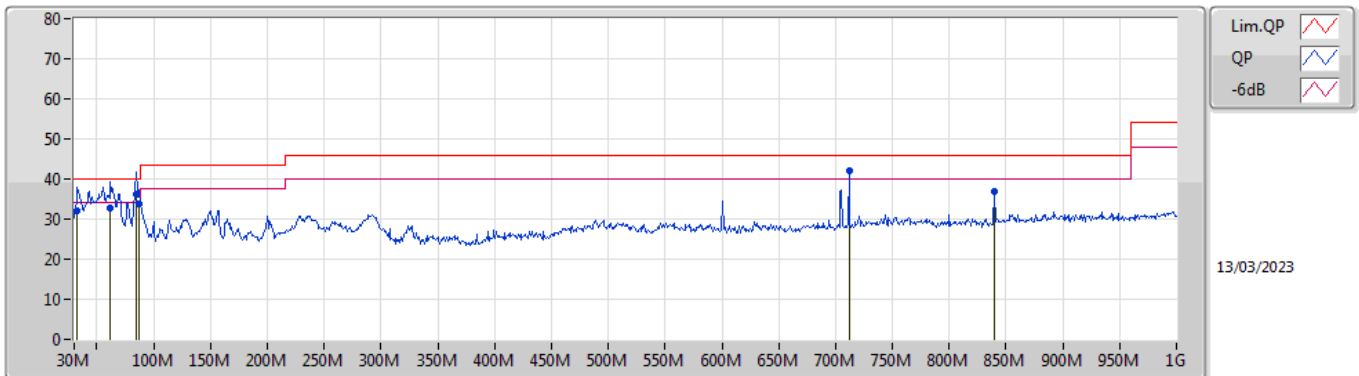




Summary

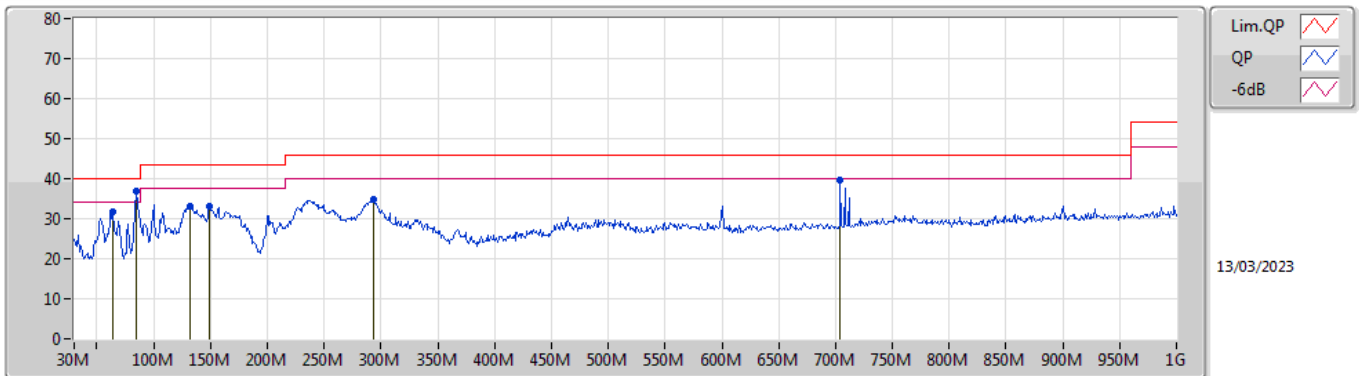
Mode	Result	Type	Freq (Hz)	Level (dBuV/m)	Limit (dBuV/m)	Margin (dB)	Condition
Mode 2	Pass	PK	84.32M	36.75	40.00	-3.25	Horizontal

Mode 2



Type	Freq (Hz)	Level (dBuV/m)	Limit (dBuV/m)	Margin (dB)	Factor (dB/m)	Dist (m)	Condition	Azimuth (°)	Height (m)	Comment	Raw (dBuV/m)	AF (dB/m)	CL (dB)	PA (dB)
QP	32.91M	32.07	40.00	-7.93	-8.33	3	Vertical	197	1.00	-	40.40	22.88	0.80	32.01
QP	62.01M	32.81	40.00	-7.19	-18.69	3	Vertical	309	1.25	-	51.50	12.40	1.08	32.17
QP	84.32M	36.18	40.00	-3.82	-17.12	3	Vertical	202	1.25	"Worst"	53.30	13.62	1.23	31.97
QP	87.23M	33.80	40.00	-6.20	-16.60	3	Vertical	215	1.00	-	50.40	14.16	1.25	32.01
PK	711.91M	41.92	46.00	-4.08	-3.12	3	Vertical	337	1.25	-	45.04	24.93	3.65	31.70
PK	839.95M	36.84	46.00	-9.16	-1.14	3	Vertical	264	1.25	-	37.98	26.08	3.98	31.20

Mode 2



Type	Freq (Hz)	Level (dBuV/m)	Limit (dBuV/m)	Margin (dB)	Factor (dB/m)	Dist (m)	Condition	Azimuth (°)	Height (m)	Comment	Raw (dBuV/m)	AF (dB/m)	CL (dB)	PA (dB)
PK	63.95M	31.59	40.00	-8.41	-18.63	3	Horizontal	301	3.00	-	50.22	12.41	1.10	32.14
PK	84.32M	36.75	40.00	-3.25	-17.12	3	Horizontal	129	2.00	"Worst"	53.87	13.62	1.23	31.97
PK	131.85M	33.27	43.50	-10.23	-12.71	3	Horizontal	111	1.50	-	45.98	17.73	1.52	31.96
PK	149.31M	33.09	43.50	-10.41	-13.97	3	Horizontal	143	2.00	-	47.06	16.48	1.59	32.04
PK	292.87M	34.68	46.00	-11.32	-10.56	3	Horizontal	310	1.25	-	45.24	18.94	2.26	31.76
PK	704.15M	39.64	46.00	-6.36	-3.22	3	Horizontal	211	1.50	-	42.86	24.88	3.63	31.73

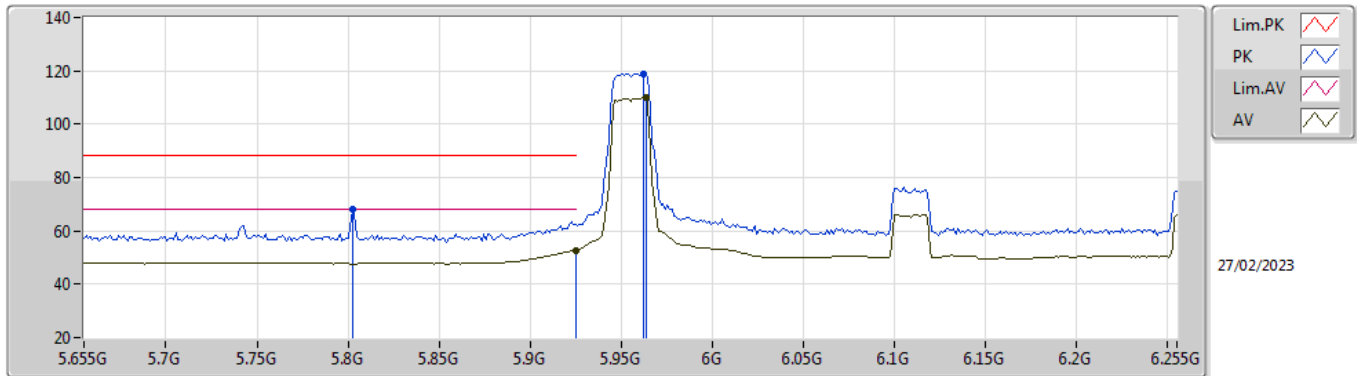


Summary

Mode	Result	Type	Freq (Hz)	Level (dBuV/m)	Limit (dBuV/m)	Margin (dB)	Dist (m)	Condition	Azimuth (°)	Height (m)	Comments
6.525-6.875GHz	-	-	-	-	-	-	-	-	-	-	-
802.11be EHT320-BF_Nss1,(MCS0)_2TX	Pass	AV	7.259G	52.86	54.00	-1.14	3	Vertical	360	1.49	-

5.925-6.425GHz_802.11be EHT20-BF_Nss1,(MCS0)_2TX

5955MHz_TX

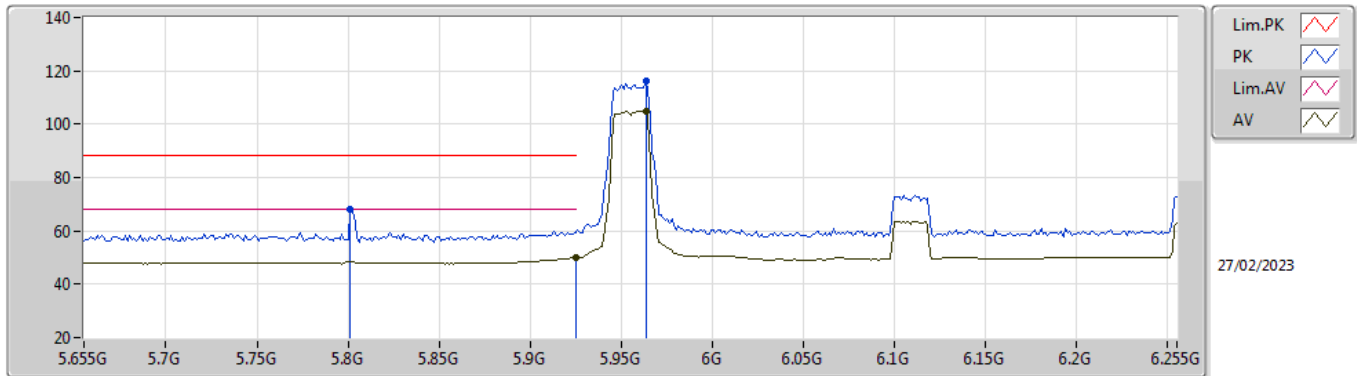


EUT_Z_2TX
Setting 17
03-C-R-6-10

Type	Freq (Hz)	Level (dBuV/m)	Limit (dBuV/m)	Margin (dB)	Raw (dBuV)	Dist (m)	Condition	Azimuth (°)	Height (m)	Comment	AF (dB)	CL (dB)	PA (dB)
PK	5.8026G	67.96	88.20	-20.24	61.39	3	Vertical	92	2.96	-	34.30	7.20	34.93
RMS	5.925G	52.74	68.20	-15.46	45.88	3	Vertical	92	2.96	-	34.55	7.26	34.95
PK	5.9622G	119.03	Inf	-Inf	112.09	3	Vertical	92	2.96	-	34.62	7.28	34.96
RMS	5.9634G	110.04	Inf	-Inf	103.09	3	Vertical	92	2.96	-	34.63	7.28	34.96

5.925-6.425GHz_802.11be EHT20-BF_Nss1,(MCS0)_2TX

5955MHz_TX

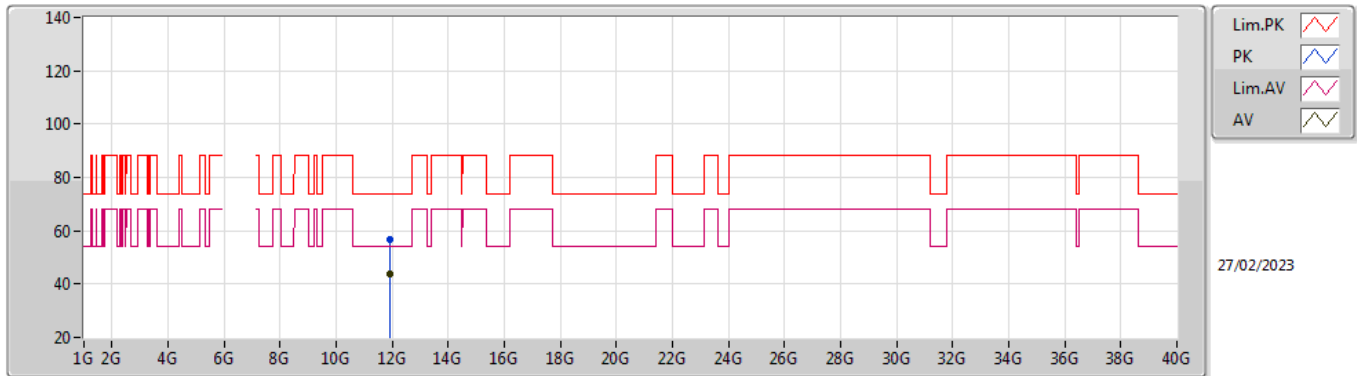


EUT_Z_2TX
 Setting 17
 03-C-R-6-10

Type	Freq (Hz)	Level (dBuV/m)	Limit (dBuV/m)	Margin (dB)	Raw (dBuV)	Dist (m)	Condition	Azimuth (°)	Height (m)	Comment	AF (dB)	CL (dB)	PA (dB)
PK	5.8014G	68.11	88.20	-20.09	61.54	3	Horizontal	312	2.03	-	34.30	7.20	34.93
RMS	5.925G	50.03	68.20	-18.17	43.17	3	Horizontal	312	2.03	-	34.55	7.26	34.95
PK	5.9634G	116.06	Inf	-Inf	109.11	3	Horizontal	312	2.03	-	34.63	7.28	34.96
RMS	5.9634G	104.92	Inf	-Inf	97.97	3	Horizontal	312	2.03	-	34.63	7.28	34.96

5.925-6.425GHz_802.11be EHT20-BF_Nss1,(MCS0)_2TX

5955MHz_TX

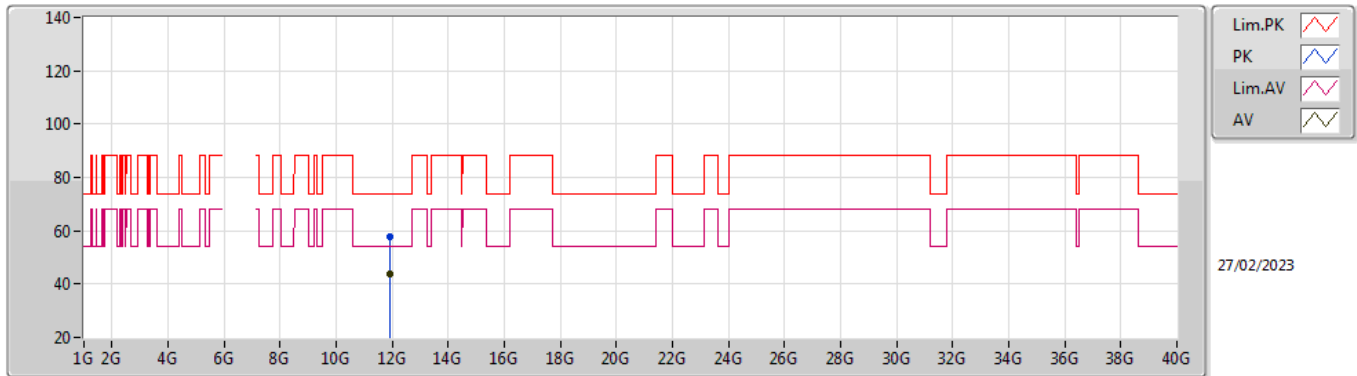


EUT_Z_2TX
 Setting 17
 03-C-R-7

Type	Freq (Hz)	Level (dBuV/m)	Limit (dBuV/m)	Margin (dB)	Raw (dBuV)	Dist (m)	Condition	Azimuth (°)	Height (m)	Comment	AF (dB)	CL (dB)	PA (dB)
PK	11.90804G	56.92	74.00	-17.08	47.72	3	Vertical	9	1.77	-	39.38	13.05	43.23
AV	11.90196G	43.71	54.00	-10.29	34.50	3	Vertical	9	1.77	-	39.40	13.05	43.24

5.925-6.425GHz_802.11be EHT20-BF_Nss1,(MCS0)_2TX

5955MHz_TX

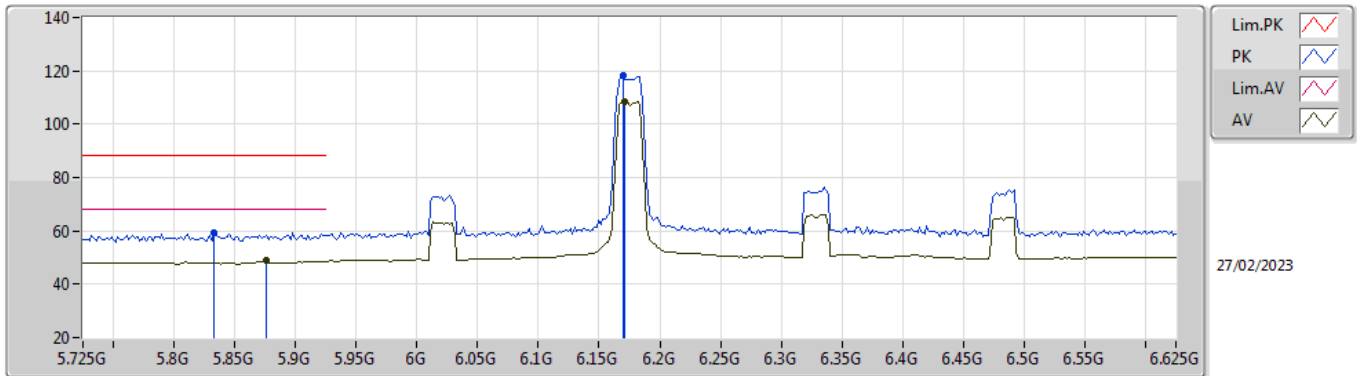


EUT_Z_2TX
 Setting 17
 03-C-R-7

Type	Freq (Hz)	Level (dBuV/m)	Limit (dBuV/m)	Margin (dB)	Raw (dBuV)	Dist (m)	Condition	Azimuth (°)	Height (m)	Comment	AF (dB)	CL (dB)	PA (dB)
PK	11.91496G	57.65	74.00	-16.35	48.46	3	Horizontal	339	1.38	-	39.37	13.05	43.23
AV	11.90796G	43.70	54.00	-10.30	34.50	3	Horizontal	339	1.38	-	39.38	13.05	43.23

5.925-6.425GHz_802.11be EHT20-BF_Nss1,(MCS0)_2TX

6175MHz_TX

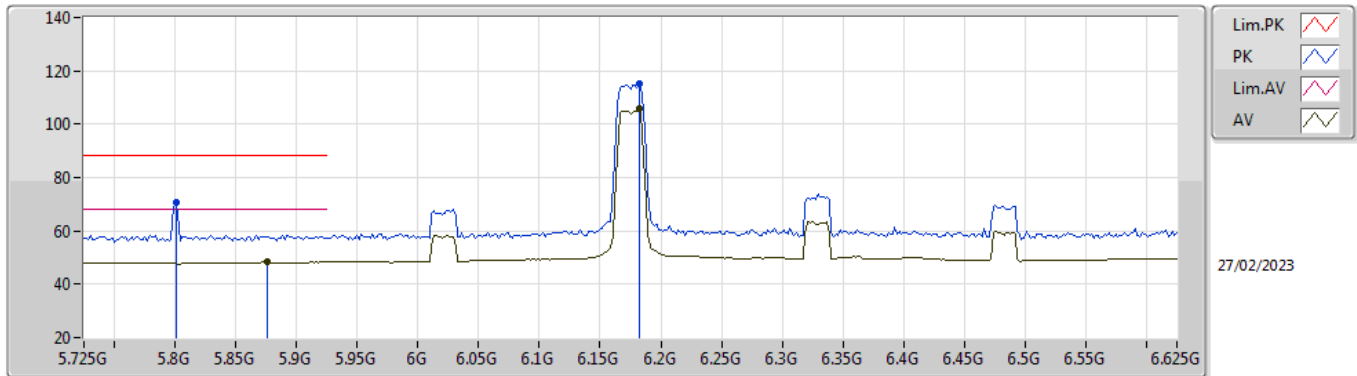


EUT_Z_2TX
Setting 17
03-C-R-6-10

Type	Freq (Hz)	Level (dBuV/m)	Limit (dBuV/m)	Margin (dB)	Raw (dBuV)	Dist (m)	Condition	Azimuth (°)	Height (m)	Comment	AF (dB)	CL (dB)	PA (dB)
PK	5.833G	59.26	88.20	-28.94	52.67	3	Vertical	360	1.50	-	34.30	7.22	34.93
RMS	5.8762G	49.08	68.20	-19.12	42.38	3	Vertical	360	1.50	-	34.40	7.24	34.94
PK	6.1696G	118.11	Inf	-Inf	110.65	3	Vertical	360	1.50	-	34.90	7.55	34.99
RMS	6.1714G	108.29	Inf	-Inf	100.82	3	Vertical	360	1.50	-	34.90	7.56	34.99

5.925-6.425GHz_802.11be EHT20-BF_Nss1,(MCS0)_2TX

6175MHz_TX

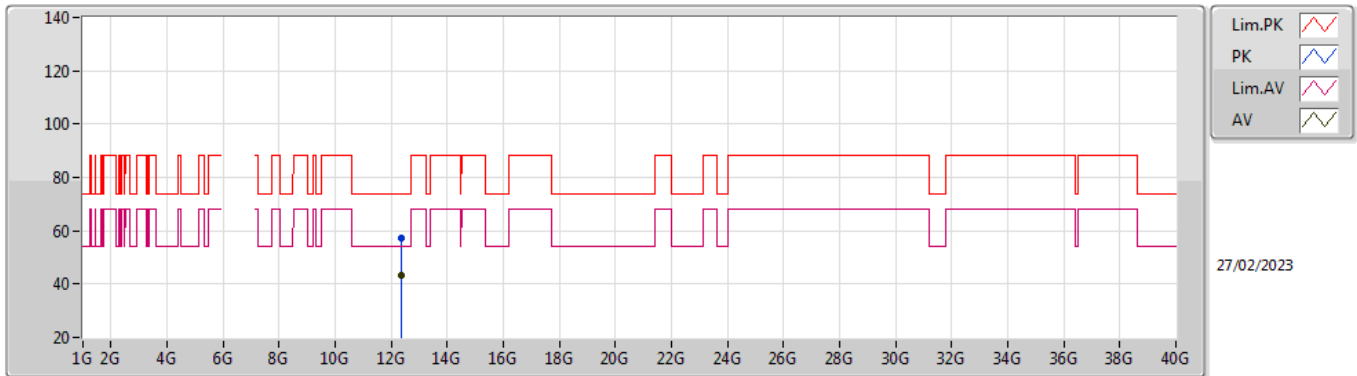


EUT_Z_2TX
Setting 17
03-C-R-6-10

Type	Freq (Hz)	Level (dBuV/m)	Limit (dBuV/m)	Margin (dB)	Raw (dBuV)	Dist (m)	Condition	Azimuth (°)	Height (m)	Comment	AF (dB)	CL (dB)	PA (dB)
PK	5.8006G	70.54	88.20	-17.66	63.97	3	Horizontal	310	2.53	-	34.30	7.20	34.93
RMS	5.8762G	48.51	68.20	-19.69	41.81	3	Horizontal	310	2.53	-	34.40	7.24	34.94
PK	6.1822G	115.31	Inf	-Inf	107.83	3	Horizontal	310	2.53	-	34.90	7.57	34.99
RMS	6.1822G	105.61	Inf	-Inf	98.13	3	Horizontal	310	2.53	-	34.90	7.57	34.99

5.925-6.425GHz_802.11be EHT20-BF_Nss1,(MCS0)_2TX

6175MHz_TX

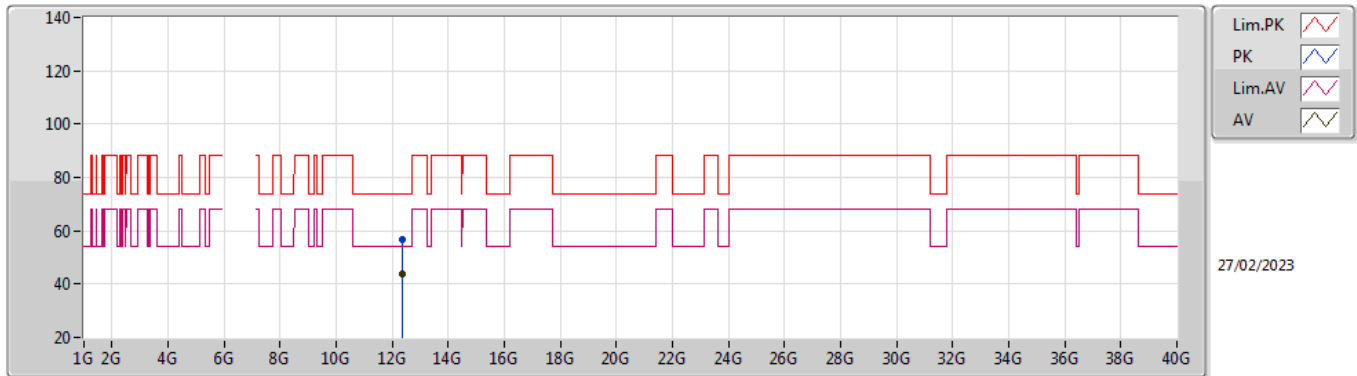


EUT_Z_2TX
Setting 17
03-C-R-7

Type	Freq (Hz)	Level (dBuV/m)	Limit (dBuV/m)	Margin (dB)	Raw (dBuV)	Dist (m)	Condition	Azimuth (°)	Height (m)	Comment	AF (dB)	CL (dB)	PA (dB)
PK	12.34672G	57.18	74.00	-16.82	48.17	3	Vertical	187	3.00	-	38.80	13.38	43.17
AV	12.35796G	43.52	54.00	-10.48	34.50	3	Vertical	187	3.00	-	38.80	13.39	43.17

5.925-6.425GHz_802.11be EHT20-BF_Nss1,(MCS0)_2TX

6175MHz_TX

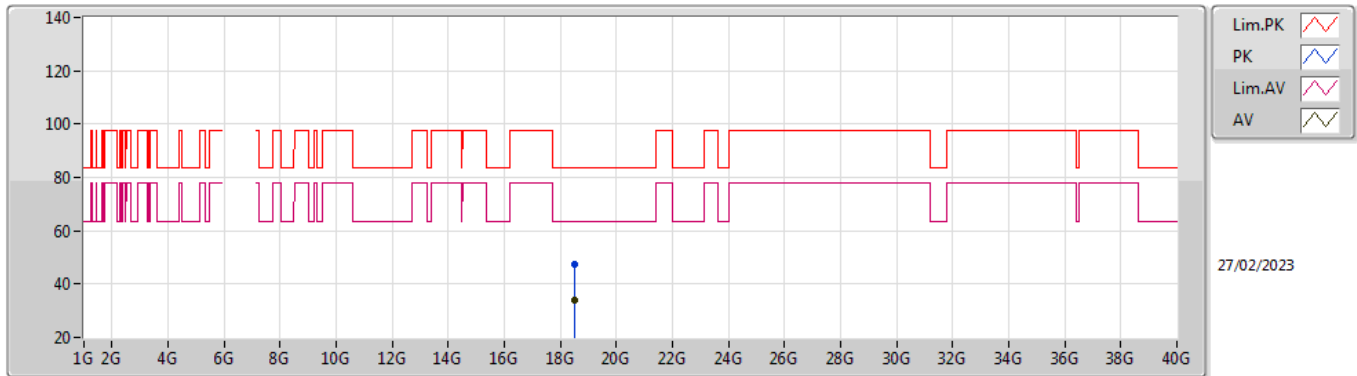


EUT_Z_2TX
 Setting 17
 03-C-R-7

Type	Freq (Hz)	Level (dBuV/m)	Limit (dBuV/m)	Margin (dB)	Raw (dBuV)	Dist (m)	Condition	Azimuth (°)	Height (m)	Comment	AF (dB)	CL (dB)	PA (dB)
PK	12.34456G	56.84	74.00	-17.16	47.83	3	Horizontal	58	2.24	-	38.80	13.38	43.17
AV	12.35708G	43.59	54.00	-10.41	34.57	3	Horizontal	58	2.24	-	38.80	13.39	43.17

5.925-6.425GHz_802.11be EHT20-BF_Nss1,(MCS0)_2TX

6175MHz_TX

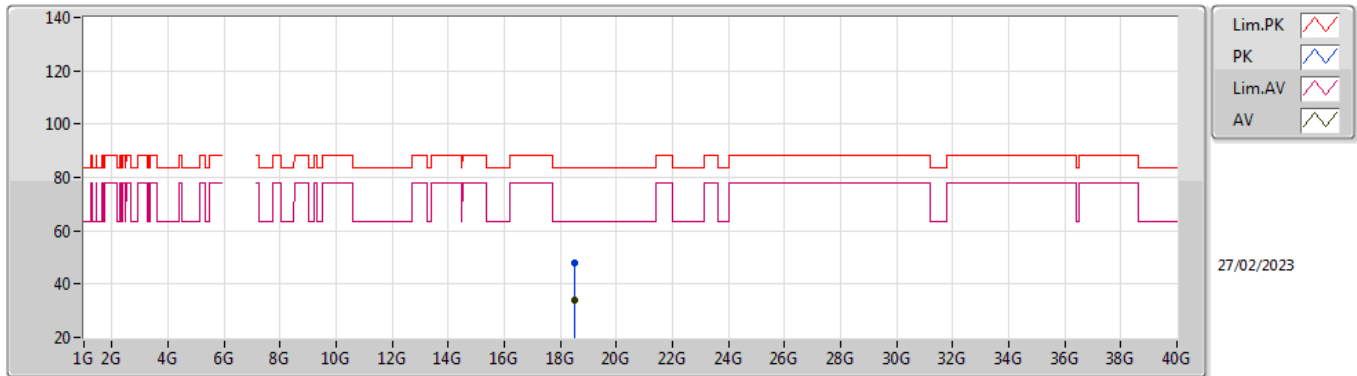


EUT_Z_2TX
 Setting 17
 03-C-R-5

Type	Freq (Hz)	Level (dBuV/m)	Limit (dBuV/m)	Margin (dB)	Raw (dBuV)	Dist (m)	Condition	Azimuth (°)	Height (m)	Comment	AF (dB)	CL (dB)	PA (dB)
PK	18.52544G	47.59	83.54	-35.95	43.65	1	Vertical	170	1.04	-	37.61	16.66	50.33
AV	18.5296G	34.11	63.54	-29.43	30.17	1	Vertical	170	1.04	-	37.61	16.66	50.33

5.925-6.425GHz_802.11be EHT20-BF_Nss1,(MCS0)_2TX

6175MHz_TX

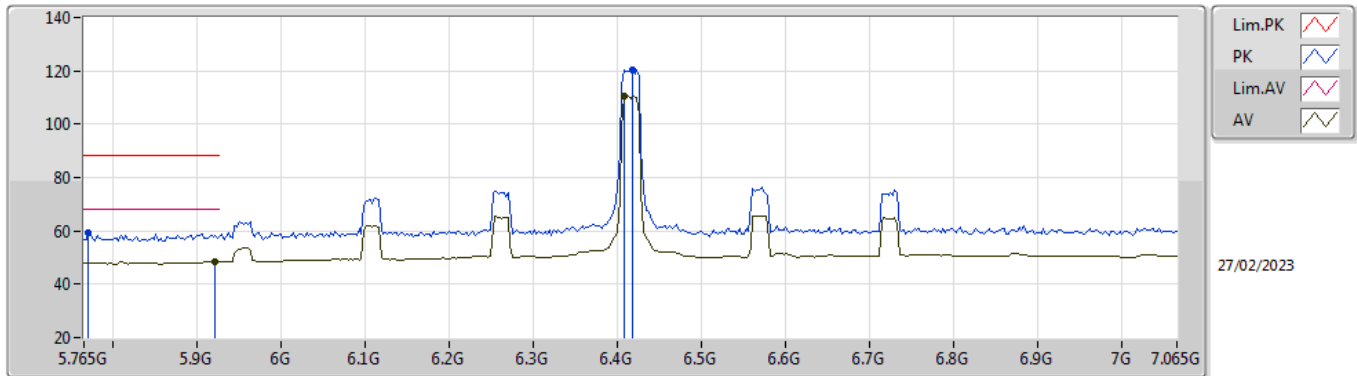


EUT_Z_2TX
 Setting 17
 03-C-R-5

Type	Freq (Hz)	Level (dBuV/m)	Limit (dBuV/m)	Margin (dB)	Raw (dBuV)	Dist (m)	Condition	Azimuth (°)	Height (m)	Comment	AF (dB)	CL (dB)	PA (dB)
PK	18.52652G	48.10	83.54	-35.44	44.16	1	Horizontal	347	2.68	-	37.61	16.66	50.33
AV	18.52296G	34.02	63.54	-29.52	30.08	1	Horizontal	347	2.68	-	37.61	16.65	50.32

5.925-6.425GHz_802.11be EHT20-BF_Nss1,(MCS0)_2TX

6415MHz_TX

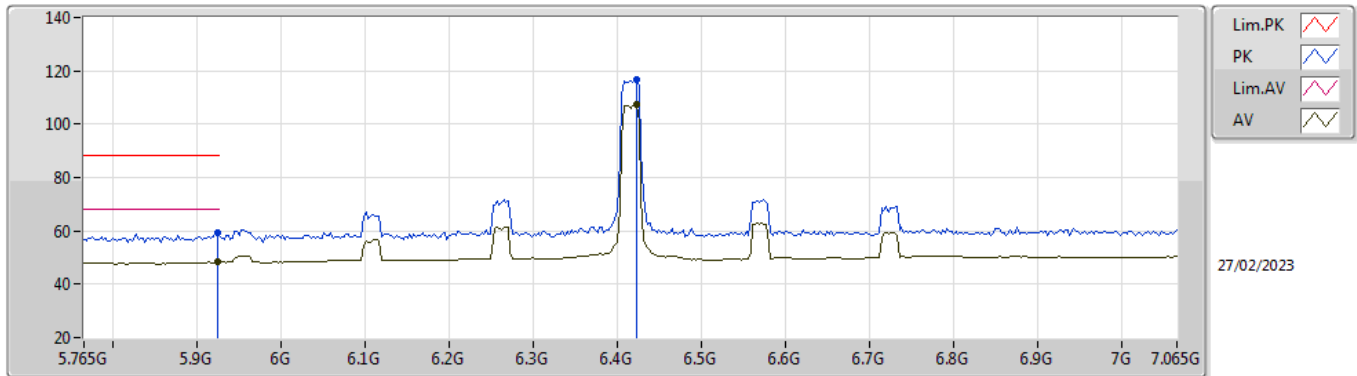


EUT_Z_2TX
 Setting 17
 03-C-R-6-10

Type	Freq (Hz)	Level (dBuV/m)	Limit (dBuV/m)	Margin (dB)	Raw (dBuV)	Dist (m)	Condition	Azimuth (°)	Height (m)	Comment	AF (dB)	CL (dB)	PA (dB)
PK	5.7702G	59.08	88.20	-29.12	52.57	3	Vertical	86	2.03	-	34.24	7.19	34.92
RMS	5.921G	48.46	68.20	-19.74	41.61	3	Vertical	86	2.03	-	34.54	7.26	34.95
PK	6.4176G	120.46	Inf	-Inf	113.14	3	Vertical	86	2.03	-	34.73	7.61	35.02
RMS	6.4072G	110.71	Inf	-Inf	103.36	3	Vertical	86	2.03	-	34.77	7.60	35.02

5.925-6.425GHz_802.11be EHT20-BF_Nss1,(MCS0)_2TX

6415MHz_TX

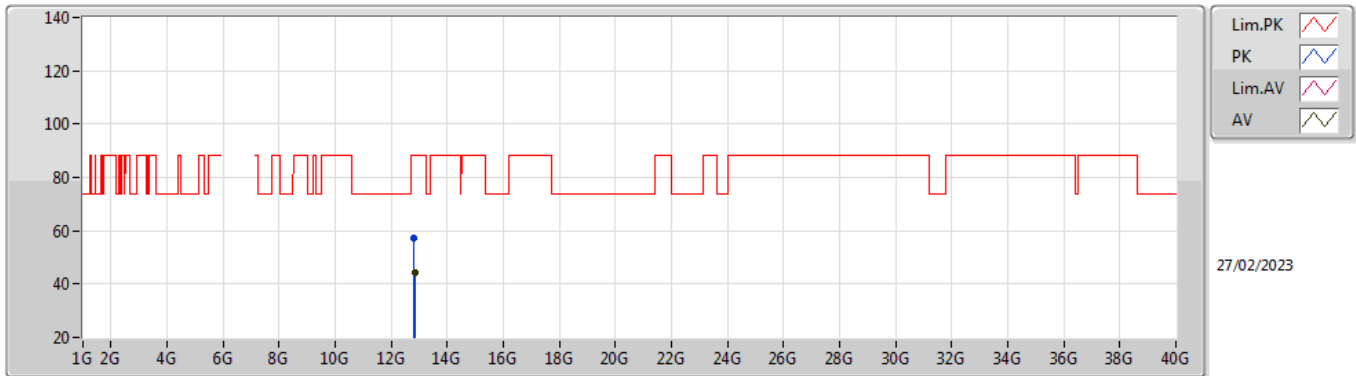


EUT_Z_2TX
Setting 17
03-C-R-6-10

Type	Freq (Hz)	Level (dBuV/m)	Limit (dBuV/m)	Margin (dB)	Raw (dBuV)	Dist (m)	Condition	Azimuth (°)	Height (m)	Comment	AF (dB)	CL (dB)	PA (dB)
PK	5.9236G	59.39	88.20	-28.81	52.53	3	Horizontal	310	2.18	-	34.55	7.26	34.95
RMS	5.9236G	48.28	68.20	-19.92	41.42	3	Horizontal	310	2.18	-	34.55	7.26	34.95
PK	6.4228G	116.64	Inf	-Inf	109.34	3	Horizontal	310	2.18	-	34.71	7.61	35.02
RMS	6.4228G	107.38	Inf	-Inf	100.08	3	Horizontal	310	2.18	-	34.71	7.61	35.02

5.925-6.425GHz_802.11be EHT20-BF_Nss1,(MCS0)_2TX

6415MHz_TX

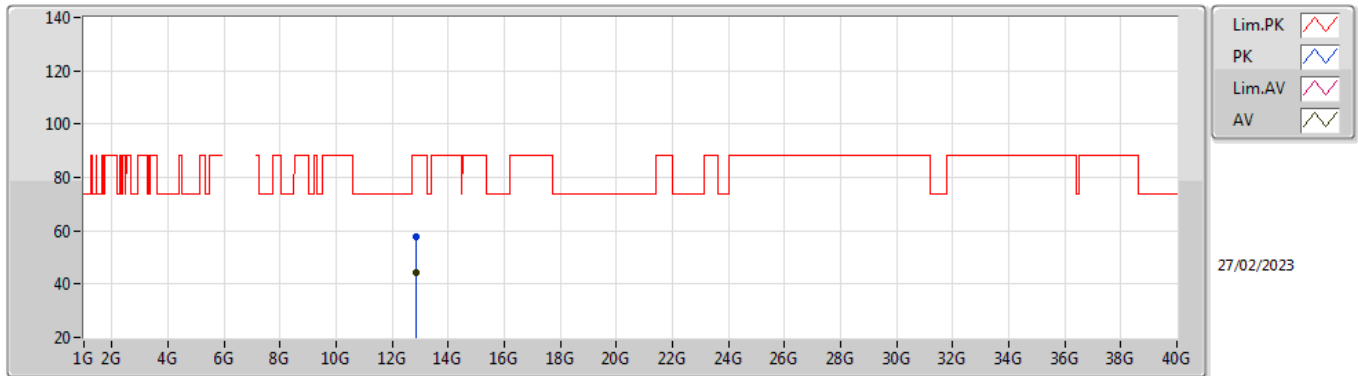


EUT_Z_2TX
 Setting 17
 03-C-R-7

Type	Freq (Hz)	Level (dBuV/m)	Limit (dBuV/m)	Margin (dB)	Raw (dBuV)	Dist (m)	Condition	Azimuth (°)	Height (m)	Comment	AF (dB)	CL (dB)	PA (dB)
PK	12.82084G	57.46	88.20	-30.74	47.39	3	Vertical	350	2.70	-	39.14	13.76	42.83
RMS	12.83544G	44.08	68.20	-24.12	33.95	3	Vertical	350	2.70	-	39.17	13.77	42.81

5.925-6.425GHz_802.11be EHT20-BF_Nss1,(MCS0)_2TX

6415MHz_TX

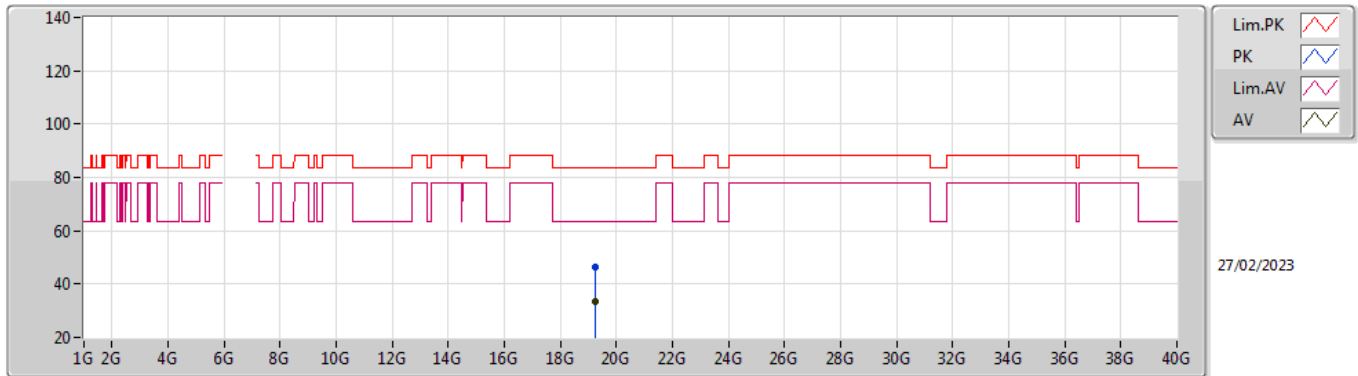


EUT Z_2TX
 Setting 17
 03-C-R-7

Type	Freq (Hz)	Level (dBuV/m)	Limit (dBuV/m)	Margin (dB)	Raw (dBuV)	Dist (m)	Condition	Azimuth (°)	Height (m)	Comment	AF (dB)	CL (dB)	PA (dB)
PK	12.83804G	57.88	88.20	-30.32	47.74	3	Horizontal	158	1.39	-	39.18	13.77	42.81
RMS	12.8338G	44.26	68.20	-23.94	34.14	3	Horizontal	158	1.39	-	39.17	13.77	42.82

5.925-6.425GHz_802.11be EHT20-BF_Nss1,(MCS0)_2TX

6415MHz_TX

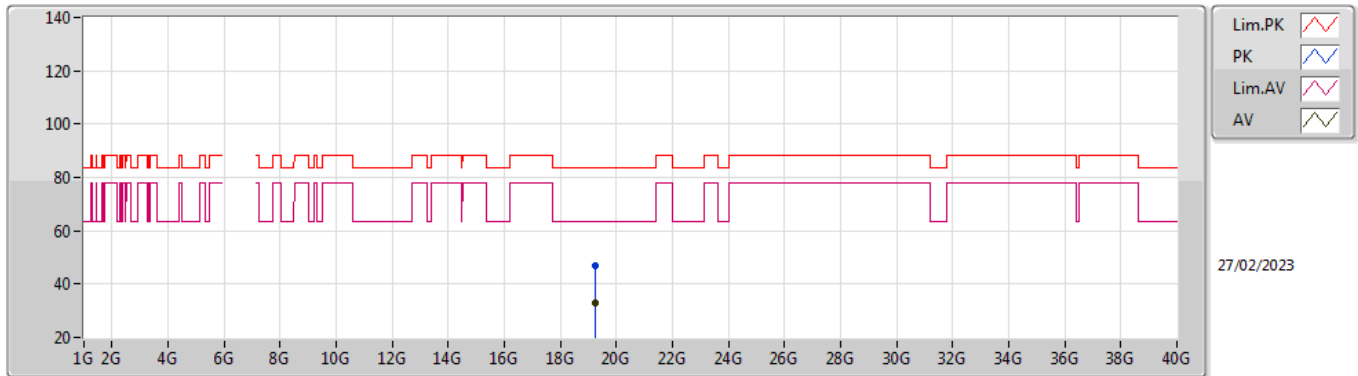


EUT_Z_2TX
 Setting 17
 03-C-R-5

Type	Freq (Hz)	Level (dBuV/m)	Limit (dBuV/m)	Margin (dB)	Raw (dBuV)	Dist (m)	Condition	Azimuth (°)	Height (m)	Comment	AF (dB)	CL (dB)	PA (dB)
PK	19.24018G	46.63	83.54	-36.91	43.17	1	Vertical	247	1.58	-	37.60	16.95	51.09
AV	19.243G	33.19	63.54	-30.35	29.73	1	Vertical	247	1.58	-	37.60	16.95	51.09

5.925-6.425GHz_802.11be EHT20-BF_Nss1,(MCS0)_2TX

6415MHz_TX

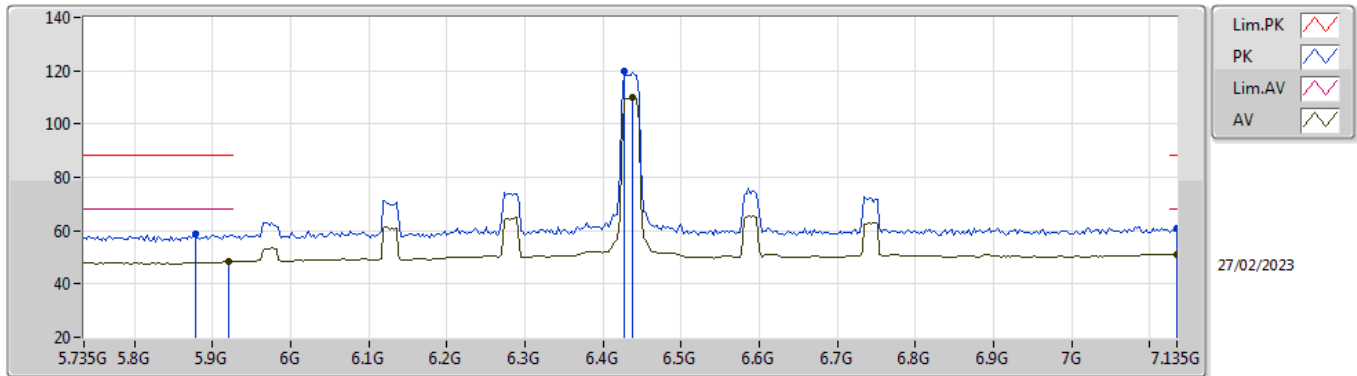


EUT_Z_2TX
 Setting 17
 03-C-R-5

Type	Freq (Hz)	Level (dBuV/m)	Limit (dBuV/m)	Margin (dB)	Raw (dBuV)	Dist (m)	Condition	Azimuth (°)	Height (m)	Comment	AF (dB)	CL (dB)	PA (dB)
PK	19.24992G	47.06	83.54	-36.48	43.61	1	Horizontal	68	1.56	-	37.60	16.95	51.10
AV	19.24232G	33.07	63.54	-30.47	29.61	1	Horizontal	68	1.56	-	37.60	16.95	51.09

6.425-6.525GHz_802.11be EHT20-BF_Nss1,(MCS0)_2TX

6435MHz_TX

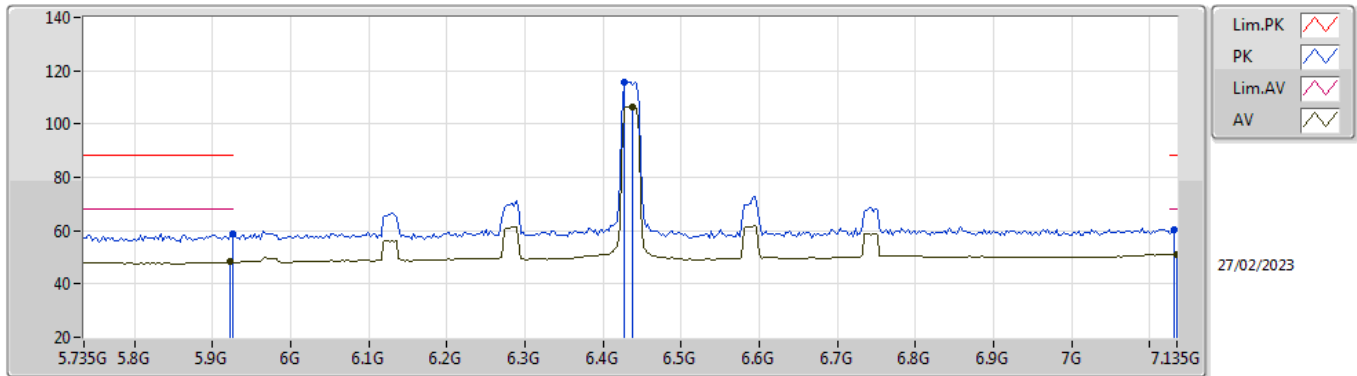


EUT_Z_2TX
Setting 17
03-C-R-6-10

Type	Freq (Hz)	Level (dBuV/m)	Limit (dBuV/m)	Margin (dB)	Raw (dBuV)	Dist (m)	Condition	Azimuth (°)	Height (m)	Comment	AF (dB)	CL (dB)	PA (dB)
PK	5.8778G	58.74	88.20	-29.46	52.03	3	Vertical	85	2.65	-	34.41	7.24	34.94
RMS	5.9198G	48.42	68.20	-19.78	41.57	3	Vertical	85	2.65	-	34.54	7.26	34.95
PK	6.4266G	119.67	Inf	-Inf	112.39	3	Vertical	85	2.65	-	34.69	7.61	35.02
RMS	6.4378G	109.78	Inf	-Inf	102.53	3	Vertical	85	2.65	-	34.65	7.62	35.02
PK	7.135G	60.88	88.20	-27.32	51.40	3	Vertical	85	2.65	-	35.97	8.57	35.06
RMS	7.135G	51.19	68.20	-17.01	41.71	3	Vertical	85	2.65	-	35.97	8.57	35.06

6.425-6.525GHz_802.11be EHT20-BF_Nss1,(MCS0)_2TX

6435MHz_TX

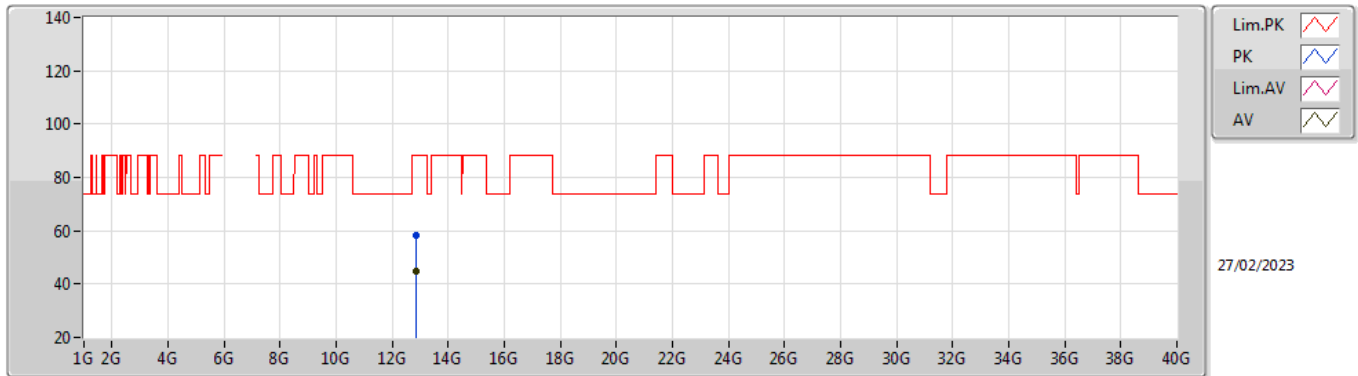


EUT_Z_2TX
Setting 17
03-C-R-6-10

Type	Freq (Hz)	Level (dBuV/m)	Limit (dBuV/m)	Margin (dB)	Raw (dBuV)	Dist (m)	Condition	Azimuth (°)	Height (m)	Comment	AF (dB)	CL (dB)	PA (dB)
PK	5.925G	58.86	88.20	-29.34	52.00	3	Horizontal	316	2.19	-	34.55	7.26	34.95
RMS	5.9226G	48.30	68.20	-19.90	41.44	3	Horizontal	316	2.19	-	34.55	7.26	34.95
PK	6.4266G	115.92	Inf	-Inf	108.64	3	Horizontal	316	2.19	-	34.69	7.61	35.02
RMS	6.4378G	106.46	Inf	-Inf	99.21	3	Horizontal	316	2.19	-	34.65	7.62	35.02
PK	7.1322G	60.58	88.20	-27.62	51.12	3	Horizontal	316	2.19	-	35.96	8.56	35.06
RMS	7.135G	51.09	68.20	-17.11	41.61	3	Horizontal	316	2.19	-	35.97	8.57	35.06

6.425-6.525GHz_802.11be EHT20-BF_Nss1,(MCS0)_2TX

6435MHz_TX

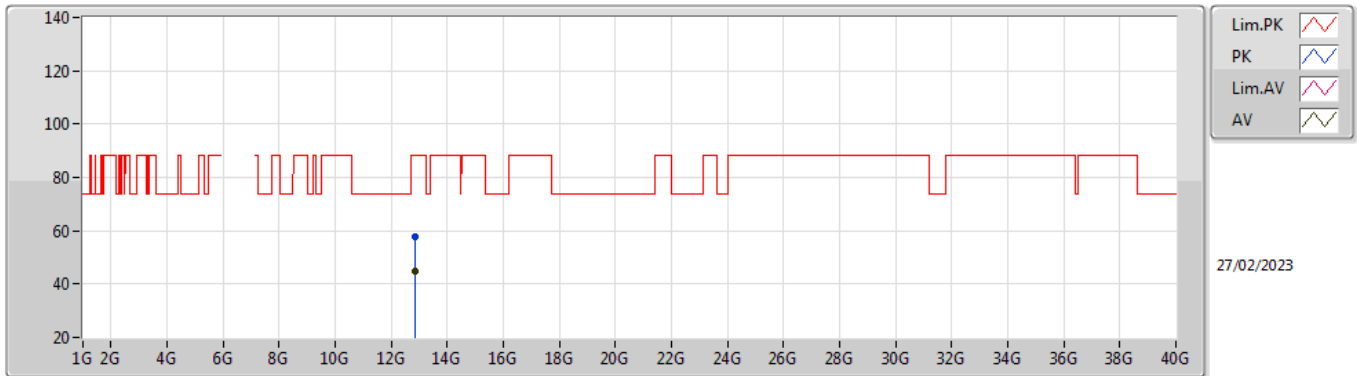


EUT Z_2TX
 Setting 17
 03-C-R-7

Type	Freq (Hz)	Level (dBuV/m)	Limit (dBuV/m)	Margin (dB)	Raw (dBuV)	Dist (m)	Condition	Azimuth (°)	Height (m)	Comment	AF (dB)	CL (dB)	PA (dB)
PK	12.8742G	58.23	88.20	-29.97	47.96	3	Vertical	76	2.39	-	39.25	13.80	42.78
RMS	12.8654G	44.83	68.20	-23.37	34.59	3	Vertical	76	2.39	-	39.23	13.79	42.78

6.425-6.525GHz_802.11be EHT20-BF_Nss1,(MCS0)_2TX

6435MHz_TX

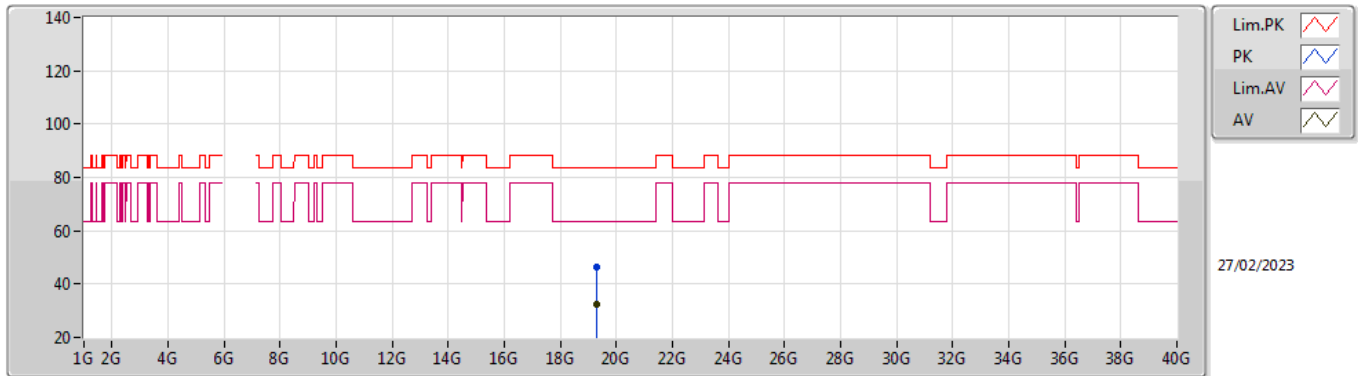


EUT Z_2TX
 Setting 17
 03-C-R-7

Type	Freq (Hz)	Level (dBuV/m)	Limit (dBuV/m)	Margin (dB)	Raw (dBuV)	Dist (m)	Condition	Azimuth (°)	Height (m)	Comment	AF (dB)	CL (dB)	PA (dB)
PK	12.86372G	57.81	88.20	-30.39	47.58	3	Horizontal	346	1.90	-	39.23	13.79	42.79
RMS	12.87148G	44.80	68.20	-23.40	34.54	3	Horizontal	346	1.90	-	39.24	13.80	42.78

6.425-6.525GHz_802.11be EHT20-BF_Nss1,(MCS0)_2TX

6435MHz_TX

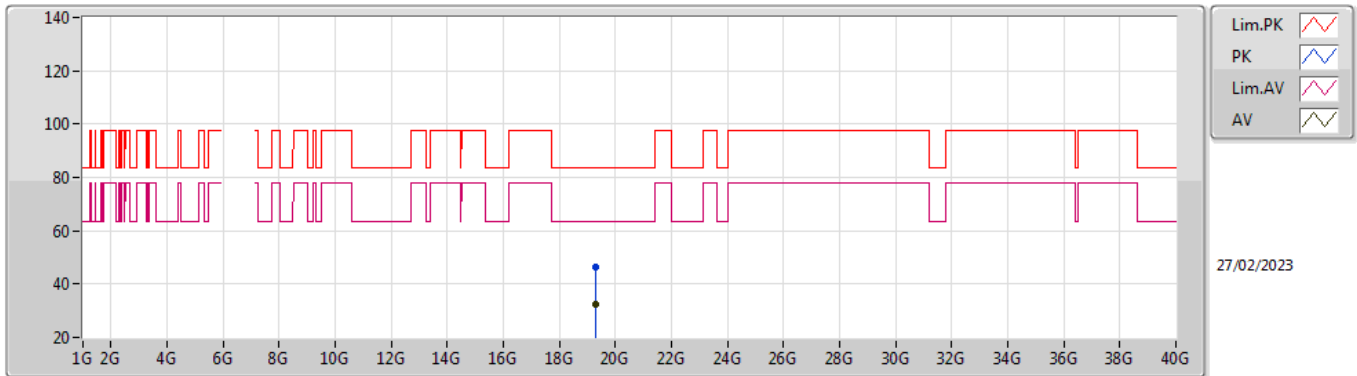


EUT_Z_2TX
 Setting 17
 03-C-R-5

Type	Freq (Hz)	Level (dBuV/m)	Limit (dBuV/m)	Margin (dB)	Raw (dBuV)	Dist (m)	Condition	Azimuth (°)	Height (m)	Comment	AF (dB)	CL (dB)	PA (dB)
PK	19.30578G	46.26	83.54	-37.28	42.83	1	Vertical	3	1.50	-	37.62	16.98	51.17
AV	19.30602G	32.47	63.54	-31.07	29.04	1	Vertical	3	1.50	-	37.62	16.98	51.17

6.425-6.525GHz_802.11be EHT20-BF_Nss1,(MCS0)_2TX

6435MHz_TX

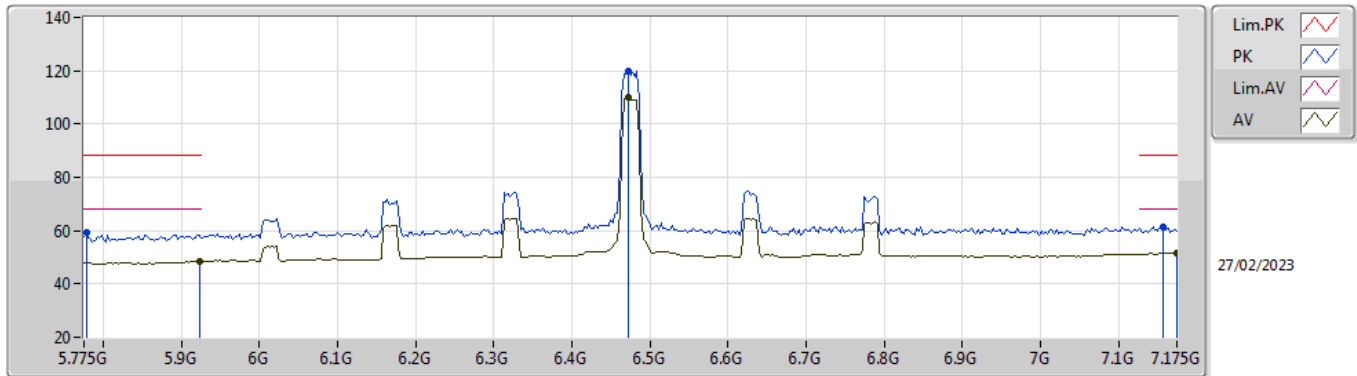


EUT_Z_2TX
Setting 17
03-C-R-5

Type	Freq (Hz)	Level (dBuV/m)	Limit (dBuV/m)	Margin (dB)	Raw (dBuV)	Dist (m)	Condition	Azimuth (°)	Height (m)	Comment	AF (dB)	CL (dB)	PA (dB)
PK	19.30068G	46.28	83.54	-37.26	42.85	1	Horizontal	313	1.56	-	37.62	16.97	51.16
AV	19.30378G	32.55	63.54	-30.99	29.12	1	Horizontal	313	1.56	-	37.62	16.97	51.16

6.425-6.525GHz_802.11be EHT20-BF_Nss1,(MCS0)_2TX

6475MHz_TX

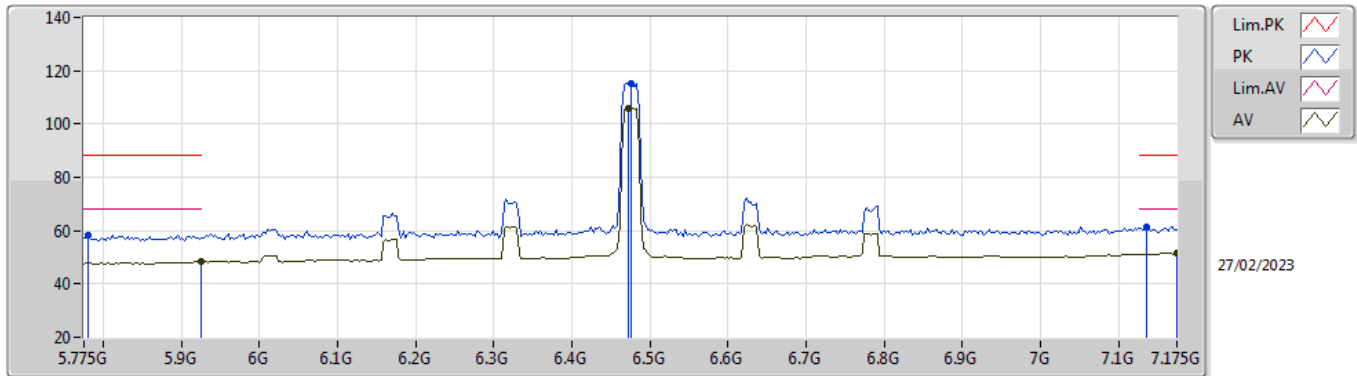


EUT_Z_2TX
 Setting 17
 03-C-R-6-10

Type	Freq (Hz)	Level (dBuV/m)	Limit (dBuV/m)	Margin (dB)	Raw (dBuV)	Dist (m)	Condition	Azimuth (°)	Height (m)	Comment	AF (dB)	CL (dB)	PA (dB)
PK	5.7778G	59.19	88.20	-29.01	52.66	3	Vertical	87	2.56	-	34.26	7.19	34.92
RMS	5.9234G	48.50	68.20	-19.70	41.64	3	Vertical	87	2.56	-	34.55	7.26	34.95
PK	6.4722G	119.85	Inf	-Inf	112.64	3	Vertical	87	2.56	-	34.60	7.64	35.03
RMS	6.4722G	109.92	Inf	-Inf	102.71	3	Vertical	87	2.56	-	34.60	7.64	35.03
PK	7.1582G	61.60	88.20	-26.60	52.00	3	Vertical	87	2.56	-	36.05	8.62	35.07
RMS	7.175G	51.69	68.20	-16.51	41.97	3	Vertical	87	2.56	-	36.15	8.65	35.08

6.425-6.525GHz_802.11be EHT20-BF_Nss1,(MCS0)_2TX

6475MHz_TX

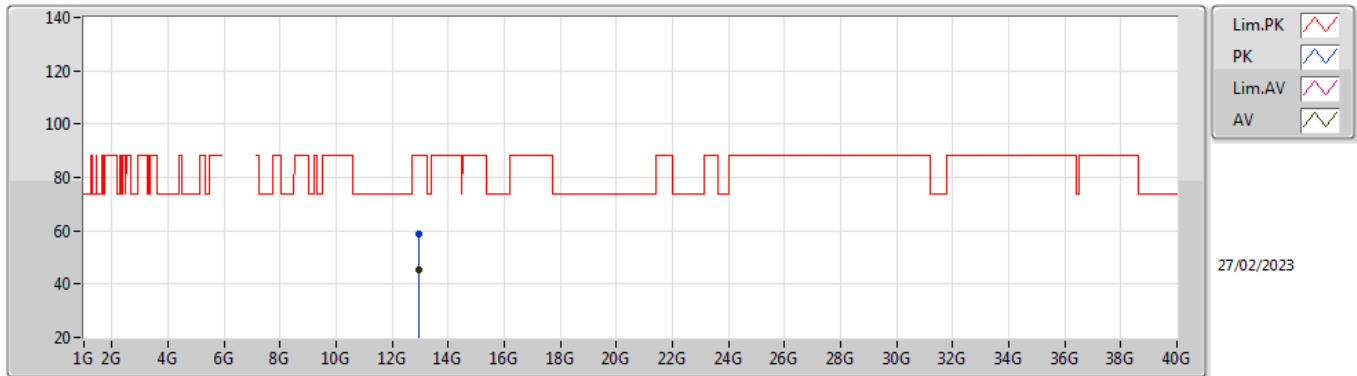


EUT_Z_2TX
 Setting 17
 03-C-R-6-10

Type	Freq (Hz)	Level (dBuV/m)	Limit (dBuV/m)	Margin (dB)	Raw (dBuV)	Dist (m)	Condition	Azimuth (°)	Height (m)	Comment	AF (dB)	CL (dB)	PA (dB)
PK	5.7806G	58.43	88.20	-29.77	51.90	3	Horizontal	313	2.00	-	34.26	7.19	34.92
RMS	5.925G	48.28	68.20	-19.92	41.42	3	Horizontal	313	2.00	-	34.55	7.26	34.95
PK	6.475G	115.22	Inf	-Inf	108.01	3	Horizontal	313	2.00	-	34.60	7.64	35.03
RMS	6.4722G	105.81	Inf	-Inf	98.60	3	Horizontal	313	2.00	-	34.60	7.64	35.03
PK	7.1358G	61.28	88.20	-26.92	51.80	3	Horizontal	313	2.00	-	35.97	8.57	35.06
RMS	7.175G	51.54	68.20	-16.66	41.82	3	Horizontal	313	2.00	-	36.15	8.65	35.08

6.425-6.525GHz_802.11be EHT20-BF_Nss1,(MCS0)_2TX

6475MHz_TX

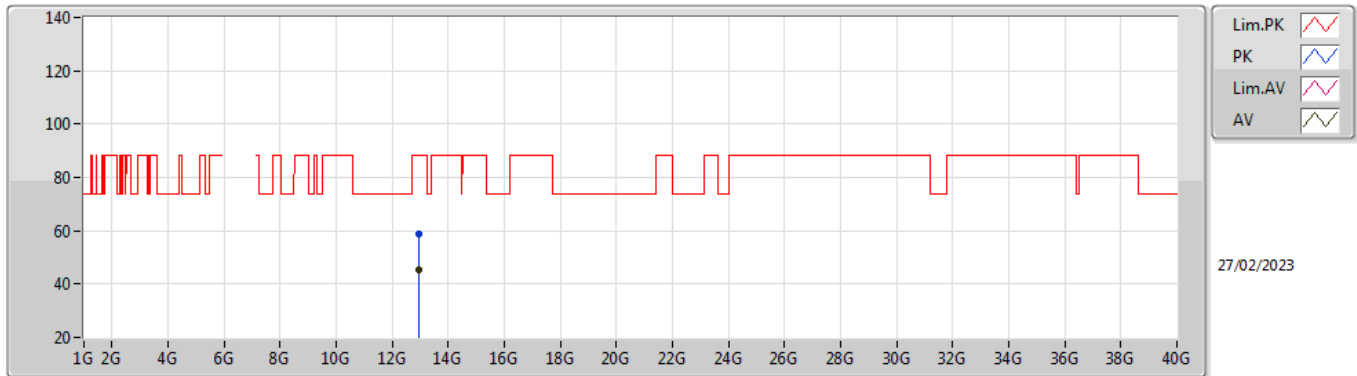


EUT Z_2TX
Setting 17
03-C-R-7

Type	Freq (Hz)	Level (dBuV/m)	Limit (dBuV/m)	Margin (dB)	Raw (dBuV)	Dist (m)	Condition	Azimuth (°)	Height (m)	Comment	AF (dB)	CL (dB)	PA (dB)
PK	12.95828G	58.78	88.20	-29.42	48.18	3	Vertical	261	2.32	-	39.42	13.87	42.69
RMS	12.94508G	45.37	68.20	-22.83	34.82	3	Vertical	261	2.32	-	39.39	13.86	42.70

6.425-6.525GHz_802.11be EHT20-BF_Nss1,(MCS0)_2TX

6475MHz_TX

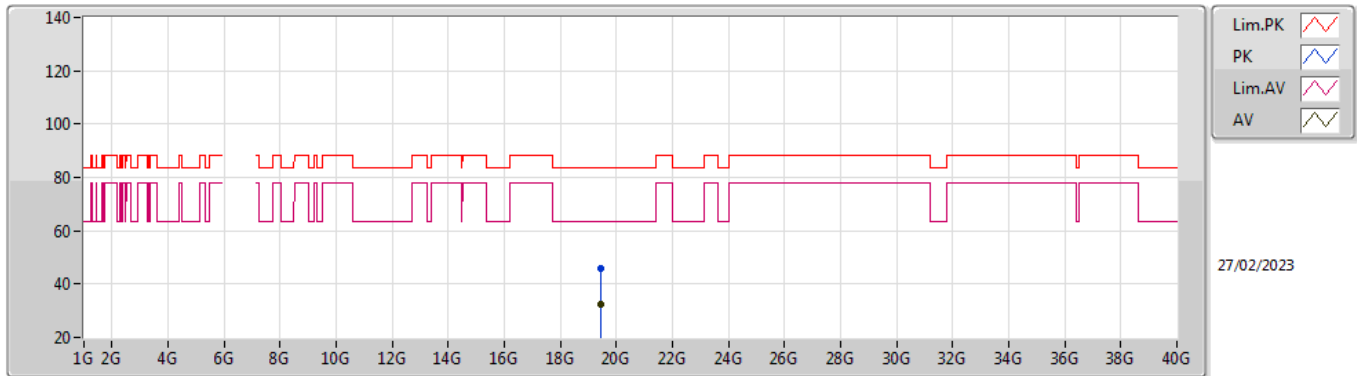


EUT_Z_2TX
 Setting 17
 03-C-R-7

Type	Freq (Hz)	Level (dBuV/m)	Limit (dBuV/m)	Margin (dB)	Raw (dBuV)	Dist (m)	Condition	Azimuth (°)	Height (m)	Comment	AF (dB)	CL (dB)	PA (dB)
PK	12.94824G	58.62	88.20	-29.58	48.06	3	Horizontal	96	2.52	-	39.40	13.86	42.70
RMS	12.94016G	45.45	68.20	-22.75	34.93	3	Horizontal	96	2.52	-	39.38	13.85	42.71

6.425-6.525GHz_802.11be EHT20-BF_Nss1,(MCS0)_2TX

6475MHz_TX

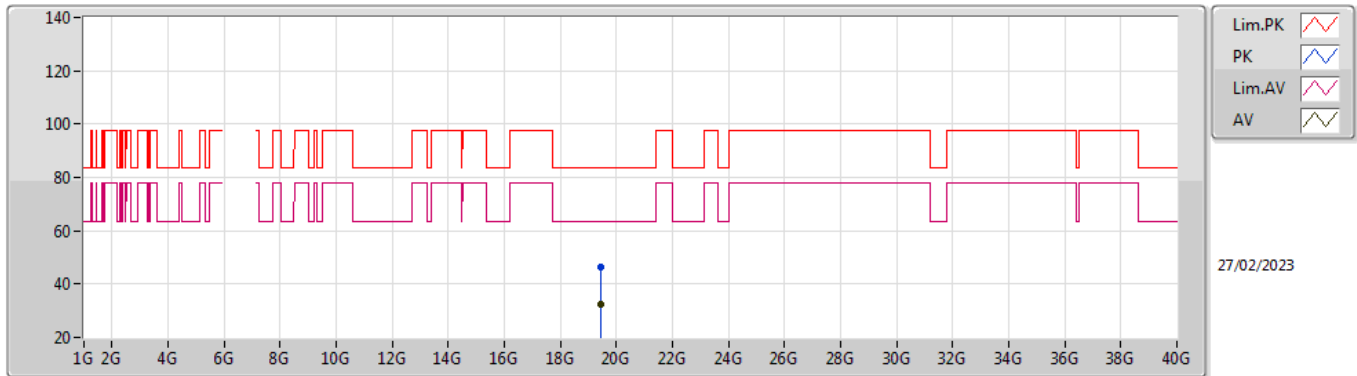


EUT_Z_2TX
Setting 17
03-C-R-5

Type	Freq (Hz)	Level (dBuV/m)	Limit (dBuV/m)	Margin (dB)	Raw (dBuV)	Dist (m)	Condition	Azimuth (°)	Height (m)	Comment	AF (dB)	CL (dB)	PA (dB)
PK	19.4261G	45.87	83.54	-37.67	42.49	1	Vertical	29	1.57	-	37.67	17.02	51.31
AV	19.42684G	32.57	63.54	-30.97	29.18	1	Vertical	29	1.57	-	37.67	17.03	51.31

6.425-6.525GHz_802.11be EHT20-BF_Nss1,(MCS0)_2TX

6475MHz_TX

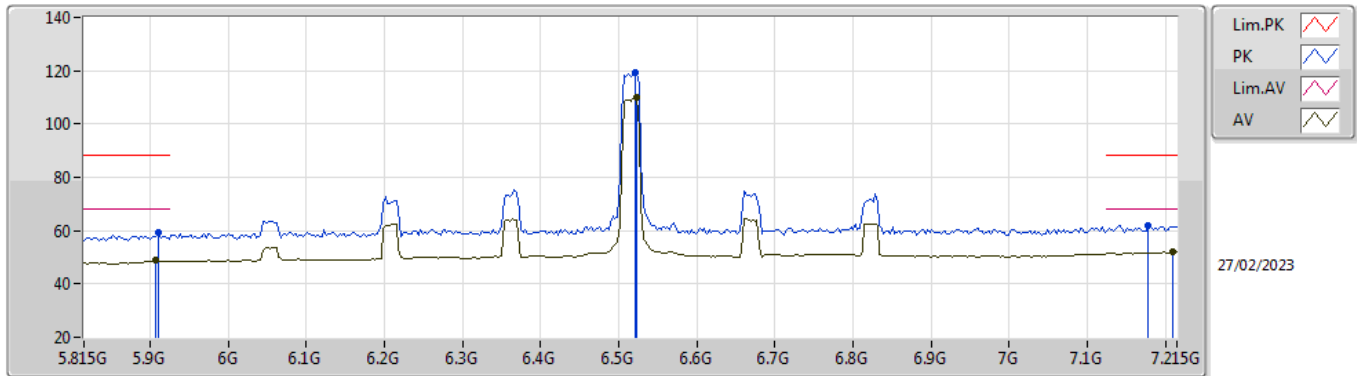


EUT_Z_2TX
 Setting 17
 03-C-R-5

Type	Freq (Hz)	Level (dBuV/m)	Limit (dBuV/m)	Margin (dB)	Raw (dBuV)	Dist (m)	Condition	Azimuth (°)	Height (m)	Comment	AF (dB)	CL (dB)	PA (dB)
PK	19.42164G	46.26	83.54	-37.28	42.88	1	Horizontal	322	1.57	-	37.67	17.02	51.31
AV	19.42988G	32.46	63.54	-31.08	29.08	1	Horizontal	322	1.57	-	37.67	17.03	51.32

6.425-6.525GHz_802.11be EHT20-BF_Nss1,(MCS0)_2TX

6515MHz_TX

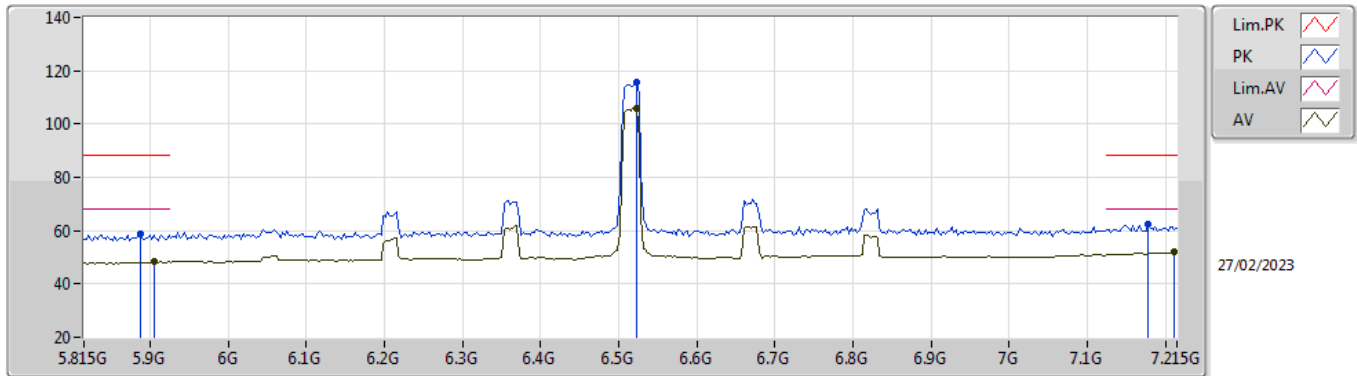


EUT_Z_2TX
Setting 17
03-C-R-6-10

Type	Freq (Hz)	Level (dBuV/m)	Limit (dBuV/m)	Margin (dB)	Raw (dBuV)	Dist (m)	Condition	Azimuth (°)	Height (m)	Comment	AF (dB)	CL (dB)	PA (dB)
PK	5.9102G	59.25	88.20	-28.95	52.42	3	Vertical	84	2.43	-	34.52	7.26	34.95
RMS	5.9074G	48.86	68.20	-19.34	42.05	3	Vertical	84	2.43	-	34.51	7.25	34.95
PK	6.5206G	119.42	Inf	-Inf	112.07	3	Vertical	84	2.43	-	34.72	7.66	35.03
RMS	6.5234G	109.86	Inf	-Inf	102.49	3	Vertical	84	2.43	-	34.74	7.66	35.03
PK	7.1786G	61.84	88.20	-26.36	52.09	3	Vertical	84	2.43	-	36.17	8.66	35.08
RMS	7.2094G	52.00	68.20	-16.20	42.04	3	Vertical	84	2.43	-	36.36	8.70	35.10

6.425-6.525GHz_802.11be EHT20-BF_Nss1,(MCS0)_2TX

6515MHz_TX

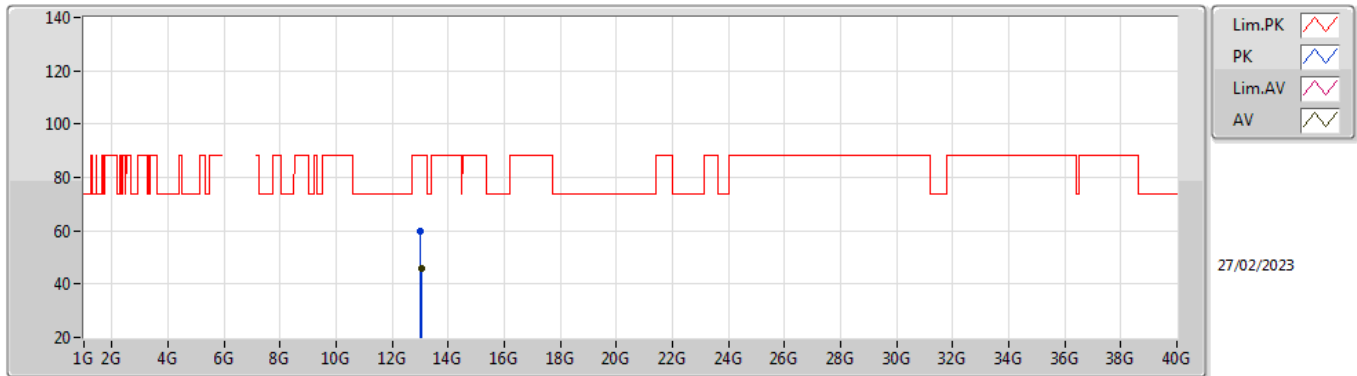


EUT Z_2TX
 Setting 17
 03-C-R-6-10

Type	Freq (Hz)	Level (dBuV/m)	Limit (dBuV/m)	Margin (dB)	Raw (dBuV)	Dist (m)	Condition	Azimuth (°)	Height (m)	Comment	AF (dB)	CL (dB)	PA (dB)
PK	5.8878G	58.65	88.20	-29.55	51.91	3	Horizontal	314	2.03	-	34.45	7.24	34.95
RMS	5.9046G	48.21	68.20	-19.99	41.40	3	Horizontal	314	2.03	-	34.51	7.25	34.95
PK	6.5234G	115.52	Inf	-Inf	108.15	3	Horizontal	314	2.03	-	34.74	7.66	35.03
RMS	6.5234G	105.90	Inf	-Inf	98.53	3	Horizontal	314	2.03	-	34.74	7.66	35.03
PK	7.1786G	62.47	88.20	-25.73	52.72	3	Horizontal	314	2.03	-	36.17	8.66	35.08
RMS	7.2122G	51.89	68.20	-16.31	41.92	3	Horizontal	314	2.03	-	36.37	8.70	35.10

6.425-6.525GHz_802.11be EHT20-BF_Nss1,(MCS0)_2TX

6515MHz_TX

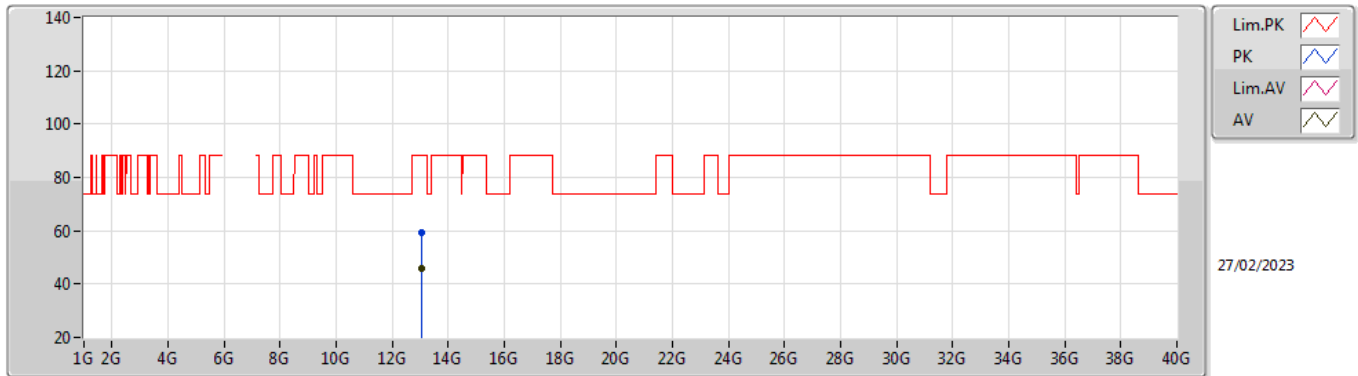


EUT Z_2TX
 Setting 17
 03-C-R-7

Type	Freq (Hz)	Level (dBuV/m)	Limit (dBuV/m)	Margin (dB)	Raw (dBuV)	Dist (m)	Condition	Azimuth (°)	Height (m)	Comment	AF (dB)	CL (dB)	PA (dB)
PK	13.02372G	59.90	88.20	-28.30	49.09	3	Vertical	206	1.64	-	39.55	13.92	42.66
RMS	13.0382G	45.76	68.20	-22.44	34.91	3	Vertical	206	1.64	-	39.58	13.93	42.66

6.425-6.525GHz_802.11be EHT20-BF_Nss1,(MCS0)_2TX

6515MHz_TX

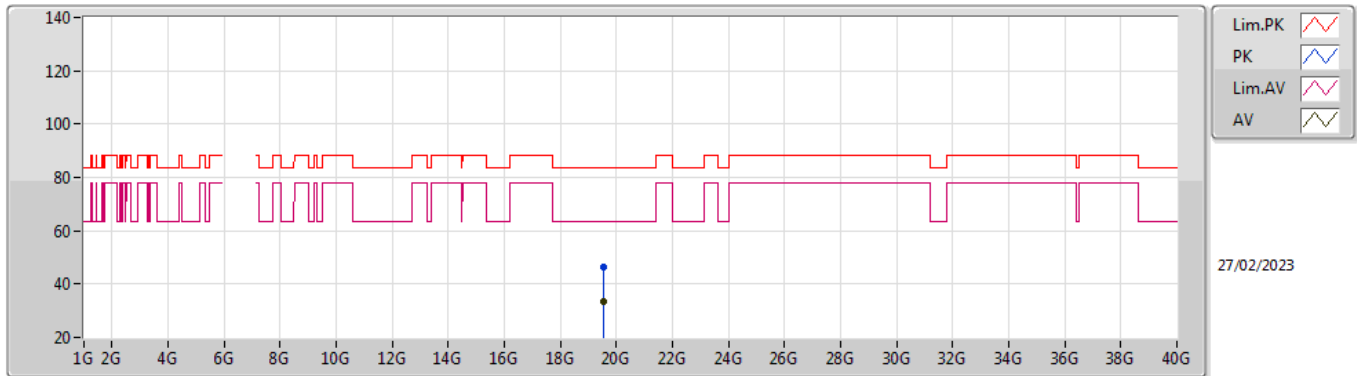


EUT_Z_2TX
 Setting 17
 03-C-R-7

Type	Freq (Hz)	Level (dBuV/m)	Limit (dBuV/m)	Margin (dB)	Raw (dBuV)	Dist (m)	Condition	Azimuth (°)	Height (m)	Comment	AF (dB)	CL (dB)	PA (dB)
PK	13.03284G	59.36	88.20	-28.84	48.52	3	Horizontal	359	2.24	-	39.57	13.93	42.66
RMS	13.03792G	45.74	68.20	-22.46	34.89	3	Horizontal	359	2.24	-	39.58	13.93	42.66

6.425-6.525GHz_802.11be EHT20-BF_Nss1,(MCS0)_2TX

6515MHz_TX

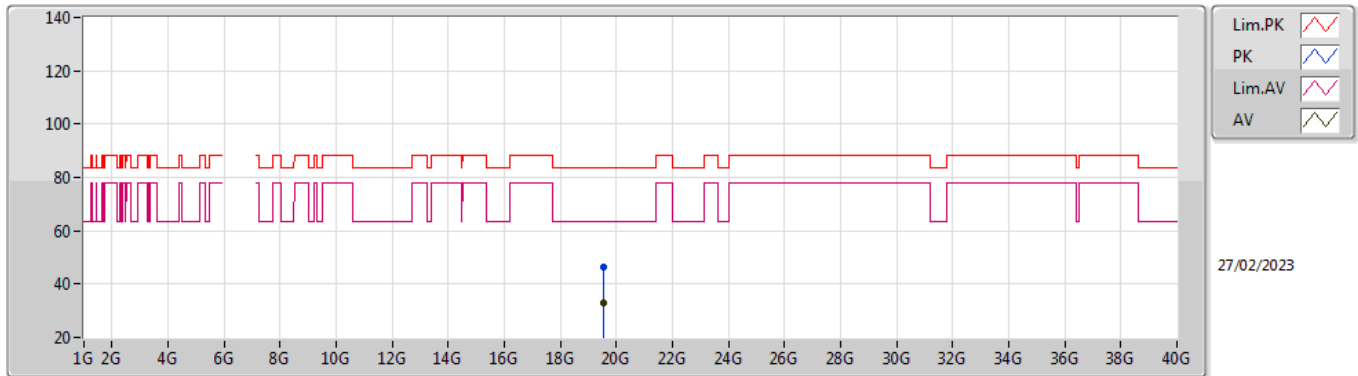


EUT_Z_2TX
 Setting 17
 03-C-R-5

Type	Freq (Hz)	Level (dBuV/m)	Limit (dBuV/m)	Margin (dB)	Raw (dBuV)	Dist (m)	Condition	Azimuth (°)	Height (m)	Comment	AF (dB)	CL (dB)	PA (dB)
PK	19.54198G	46.30	83.54	-37.24	42.99	1	Vertical	4	1.51	-	37.68	17.07	51.44
AV	19.545G	33.26	63.54	-30.28	29.96	1	Vertical	4	1.51	-	37.68	17.07	51.45

6.425-6.525GHz_802.11be EHT20-BF_Nss1,(MCS0)_2TX

6515MHz_TX

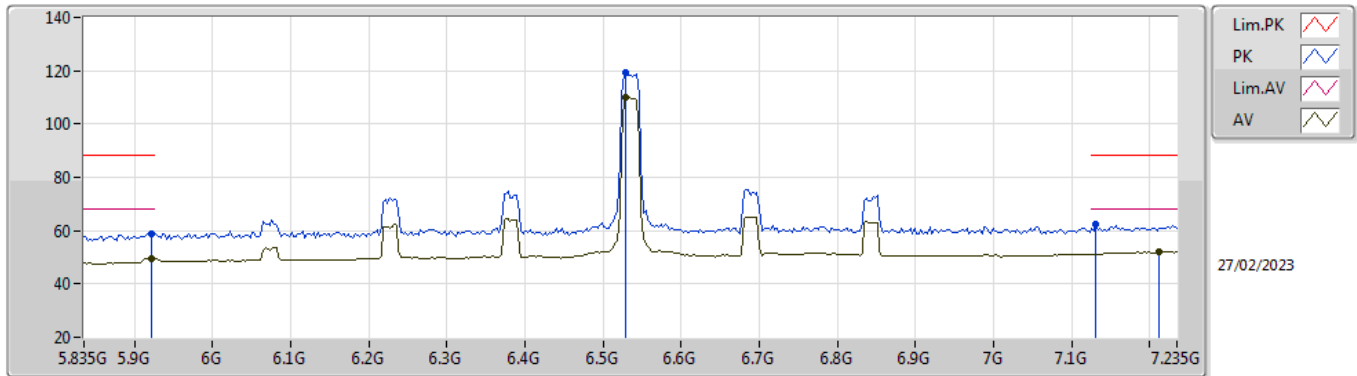


EUT_Z_2TX
 Setting 17
 03-C-R-5

Type	Freq (Hz)	Level (dBuV/m)	Limit (dBuV/m)	Margin (dB)	Raw (dBuV)	Dist (m)	Condition	Azimuth (°)	Height (m)	Comment	AF (dB)	CL (dB)	PA (dB)
PK	19.5469G	46.32	83.54	-37.22	43.02	1	Horizontal	83	1.57	-	37.68	17.07	51.45
AV	19.54534G	33.18	63.54	-30.36	29.88	1	Horizontal	83	1.57	-	37.68	17.07	51.45

6.525-6.875GHz_802.11be EHT20-BF_Nss1,(MCS0)_2TX

6535MHz_TX

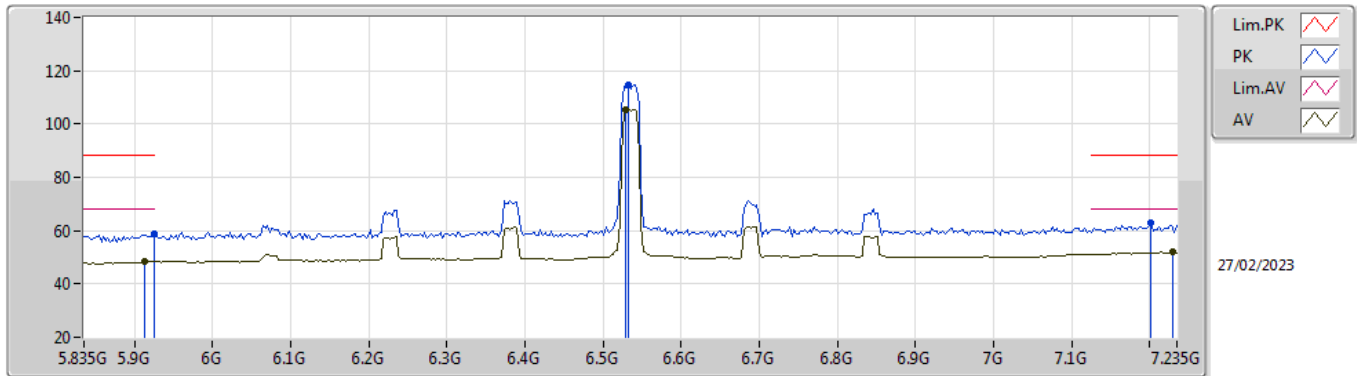


EUT_Z_2TX
 Setting 17
 03-C-R-6-10

Type	Freq (Hz)	Level (dBuV/m)	Limit (dBuV/m)	Margin (dB)	Raw (dBuV)	Dist (m)	Condition	Azimuth (°)	Height (m)	Comment	AF (dB)	CL (dB)	PA (dB)
PK	5.9218G	58.89	88.20	-29.31	52.04	3	Vertical	89	1.91	-	34.54	7.26	34.95
RMS	5.9218G	49.47	68.20	-18.73	42.62	3	Vertical	89	1.91	-	34.54	7.26	34.95
PK	6.5294G	119.49	Inf	-Inf	112.08	3	Vertical	89	1.91	-	34.78	7.66	35.03
RMS	6.5294G	110.10	Inf	-Inf	102.69	3	Vertical	89	1.91	-	34.78	7.66	35.03
PK	7.1314G	62.33	88.20	-25.87	52.87	3	Vertical	89	1.91	-	35.96	8.56	35.06
RMS	7.2126G	51.97	68.20	-16.23	41.99	3	Vertical	89	1.91	-	36.38	8.70	35.10

6.525-6.875GHz_802.11be EHT20-BF_Nss1,(MCS0)_2TX

6535MHz_TX

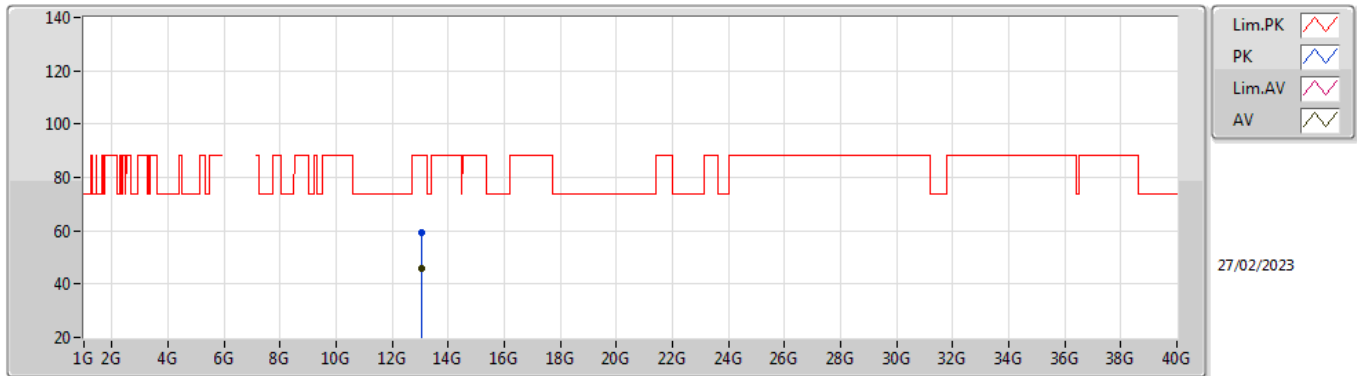


EUT Z_2TX
 Setting 17
 03-C-R-6-10

Type	Freq (Hz)	Level (dBuV/m)	Limit (dBuV/m)	Margin (dB)	Raw (dBuV)	Dist (m)	Condition	Azimuth (°)	Height (m)	Comment	AF (dB)	CL (dB)	PA (dB)
PK	5.9246G	58.76	88.20	-29.44	51.90	3	Horizontal	309	1.94	-	34.55	7.26	34.95
RMS	5.9134G	48.56	68.20	-19.64	41.72	3	Horizontal	309	1.94	-	34.53	7.26	34.95
PK	6.5322G	114.67	Inf	-Inf	107.24	3	Horizontal	309	1.94	-	34.79	7.67	35.03
RMS	6.5294G	105.60	Inf	-Inf	98.19	3	Horizontal	309	1.94	-	34.78	7.66	35.03
PK	7.2014G	62.86	88.20	-25.34	52.94	3	Horizontal	309	1.94	-	36.31	8.70	35.09
RMS	7.2294G	51.87	68.20	-16.33	41.80	3	Horizontal	309	1.94	-	36.48	8.70	35.11

6.525-6.875GHz_802.11be EHT20-BF_Nss1,(MCS0)_2TX

6535MHz_TX

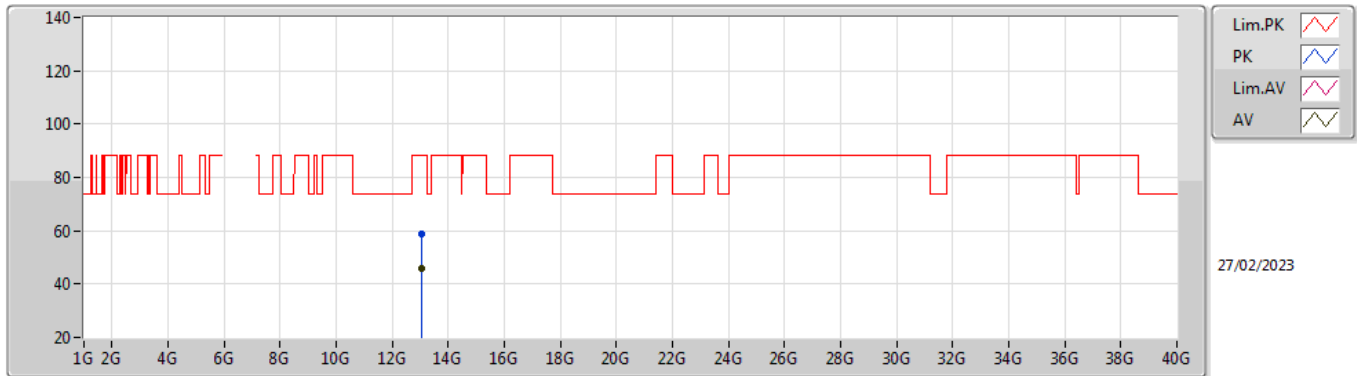


EUT_Z_2TX
 Setting 17
 03-C-R-7

Type	Freq (Hz)	Level (dBuV/m)	Limit (dBuV/m)	Margin (dB)	Raw (dBuV)	Dist (m)	Condition	Azimuth (°)	Height (m)	Comment	AF (dB)	CL (dB)	PA (dB)
PK	13.0664G	59.47	88.20	-28.73	48.55	3	Vertical	109	2.37	-	39.63	13.95	42.66
RMS	13.07332G	45.79	68.20	-22.41	34.85	3	Vertical	109	2.37	-	39.65	13.96	42.67

6.525-6.875GHz_802.11be EHT20-BF_Nss1,(MCS0)_2TX

6535MHz_TX

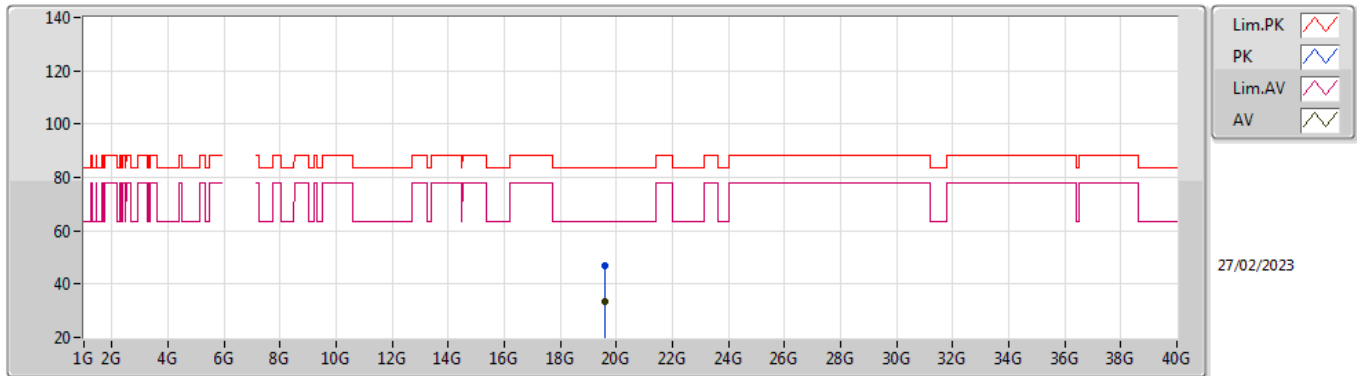


EUT_Z_2TX
 Setting 17
 03-C-R-7

Type	Freq (Hz)	Level (dBuV/m)	Limit (dBuV/m)	Margin (dB)	Raw (dBuV)	Dist (m)	Condition	Azimuth (°)	Height (m)	Comment	AF (dB)	CL (dB)	PA (dB)
PK	13.06756G	58.89	88.20	-29.31	47.96	3	Horizontal	191	1.81	-	39.64	13.95	42.66
RMS	13.06464G	45.72	68.20	-22.48	34.80	3	Horizontal	191	1.81	-	39.63	13.95	42.66

6.525-6.875GHz_802.11be EHT20-BF_Nss1,(MCS0)_2TX

6535MHz_TX

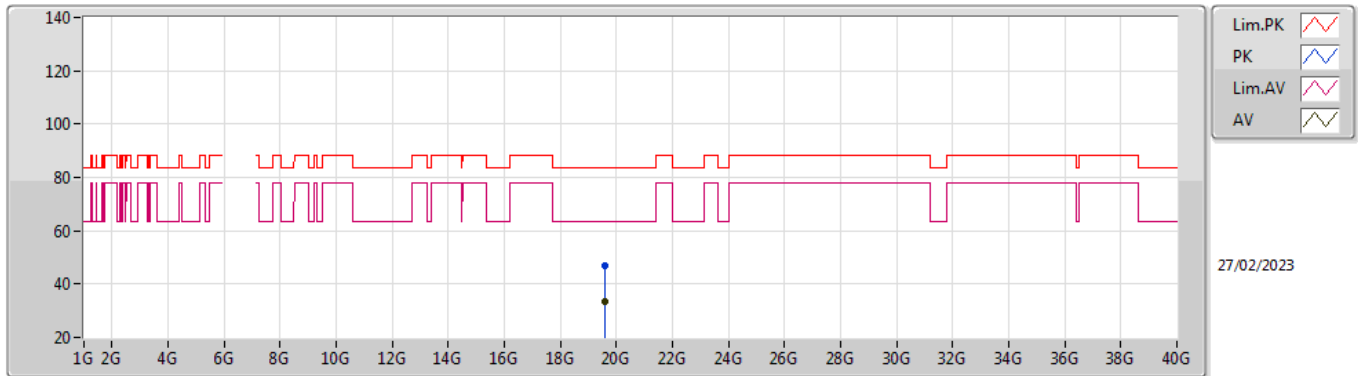


EUT_Z_2TX
 Setting 17
 03-C-R-5

Type	Freq (Hz)	Level (dBuV/m)	Limit (dBuV/m)	Margin (dB)	Raw (dBuV)	Dist (m)	Condition	Azimuth (°)	Height (m)	Comment	AF (dB)	CL (dB)	PA (dB)
PK	19.60378G	46.99	83.54	-36.55	43.73	1	Vertical	228	1.54	-	37.66	17.10	51.50
AV	19.6032G	33.41	63.54	-30.13	30.15	1	Vertical	228	1.54	-	37.66	17.10	51.50

6.525-6.875GHz_802.11be EHT20-BF_Nss1,(MCS0)_2TX

6535MHz_TX

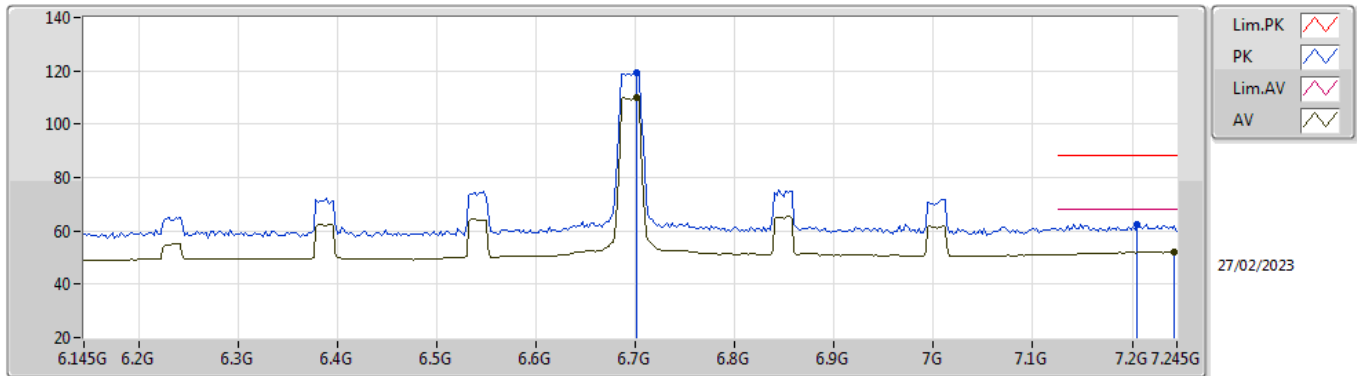


EUT_Z_2TX
 Setting 17
 03-C-R-5

Type	Freq (Hz)	Level (dBuV/m)	Limit (dBuV/m)	Margin (dB)	Raw (dBuV)	Dist (m)	Condition	Azimuth (°)	Height (m)	Comment	AF (dB)	CL (dB)	PA (dB)
PK	19.60656G	47.08	83.54	-36.46	43.83	1	Horizontal	28	1.54	-	37.66	17.10	51.51
AV	19.603G	33.36	63.54	-30.18	30.10	1	Horizontal	28	1.54	-	37.66	17.10	51.50

6.525-6.875GHz_802.11be EHT20-BF_Nss1,(MCS0)_2TX

6695MHz_TX

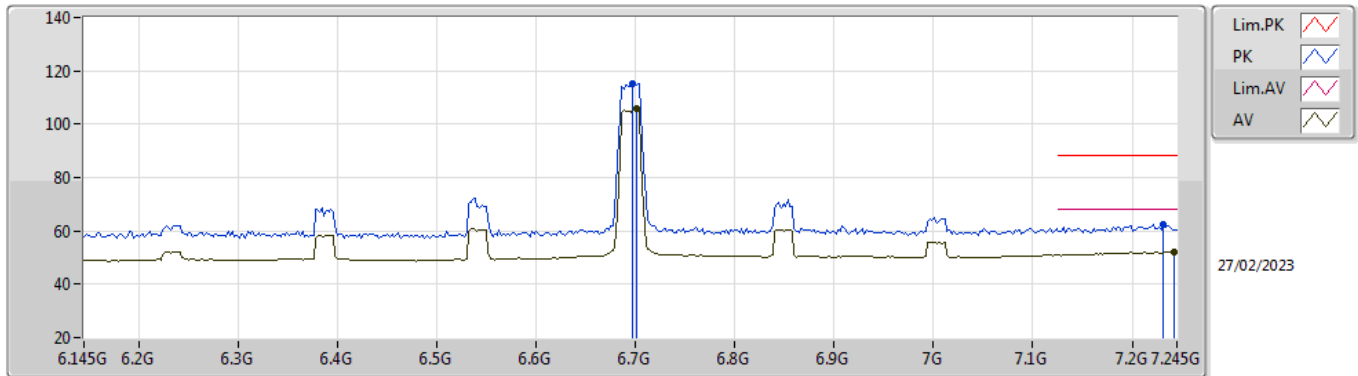


EUT_Z_2TX
Setting 17
03-C-R-6-10

Type	Freq (Hz)	Level (dBuV/m)	Limit (dBuV/m)	Margin (dB)	Raw (dBuV)	Dist (m)	Condition	Azimuth (°)	Height (m)	Comment	AF (dB)	CL (dB)	PA (dB)
PK	6.7016G	119.47	Inf	-Inf	111.29	3	Vertical	91	1.80	-	35.40	7.80	35.02
RMS	6.7016G	109.86	Inf	-Inf	101.68	3	Vertical	91	1.80	-	35.40	7.80	35.02
PK	7.2054G	62.53	88.20	-25.67	52.59	3	Vertical	91	1.80	-	36.33	8.70	35.09
RMS	7.2428G	52.07	68.20	-16.13	41.92	3	Vertical	91	1.80	-	36.56	8.70	35.11

6.525-6.875GHz_802.11be EHT20-BF_Nss1,(MCS0)_2TX

6695MHz_TX

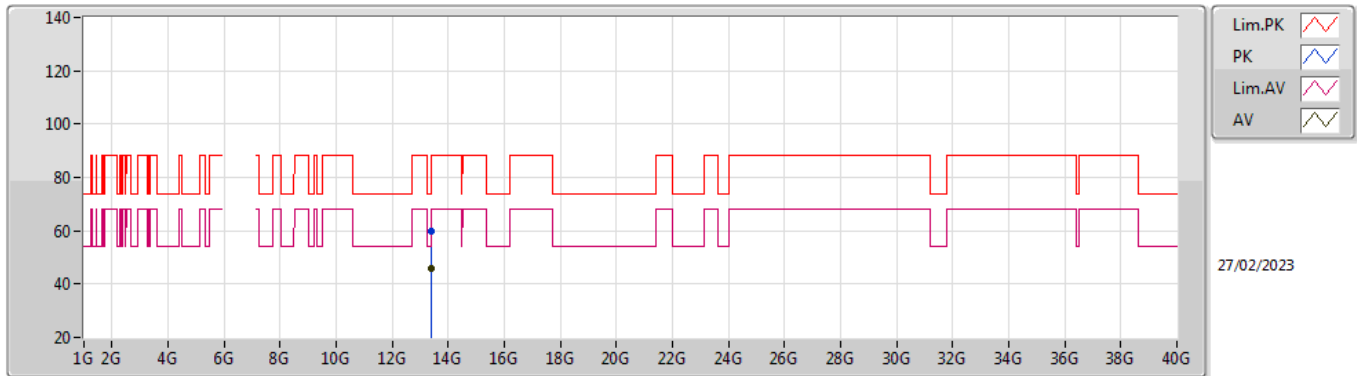


EUT_Z_2TX
Setting 17
03-C-R-6-10

Type	Freq (Hz)	Level (dBuV/m)	Limit (dBuV/m)	Margin (dB)	Raw (dBuV)	Dist (m)	Condition	Azimuth (°)	Height (m)	Comment	AF (dB)	CL (dB)	PA (dB)
PK	6.6972G	115.19	Inf	-Inf	107.02	3	Horizontal	310	2.05	-	35.39	7.80	35.02
RMS	6.7016G	105.78	Inf	-Inf	97.60	3	Horizontal	310	2.05	-	35.40	7.80	35.02
PK	7.2318G	62.63	88.20	-25.57	52.55	3	Horizontal	310	2.05	-	36.49	8.70	35.11
RMS	7.2428G	51.97	68.20	-16.23	41.82	3	Horizontal	310	2.05	-	36.56	8.70	35.11

6.525-6.875GHz_802.11be EHT20-BF_Nss1,(MCS0)_2TX

6695MHz_TX

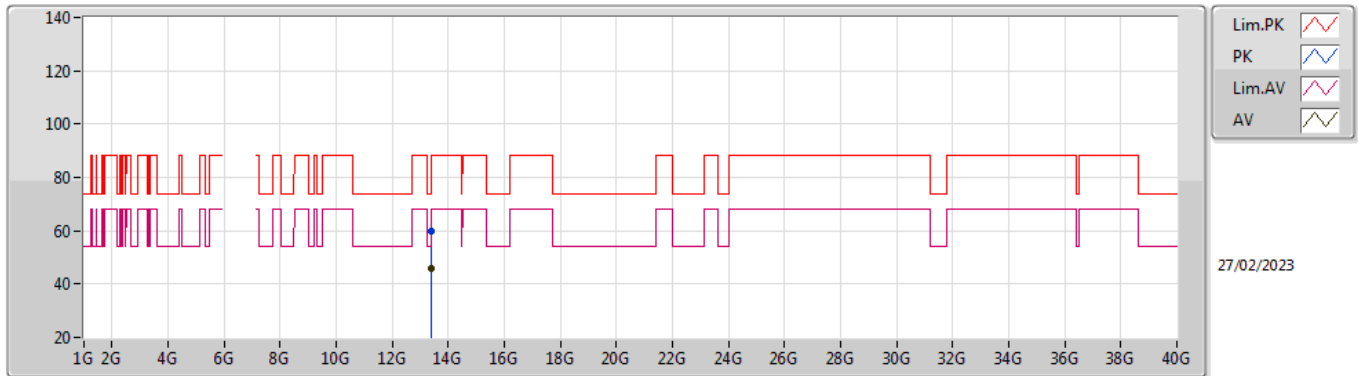


EUT_Z_2TX
 Setting 17
 03-C-R-7

Type	Freq (Hz)	Level (dBuV/m)	Limit (dBuV/m)	Margin (dB)	Raw (dBuV)	Dist (m)	Condition	Azimuth (°)	Height (m)	Comment	AF (dB)	CL (dB)	PA (dB)
PK	13.39828G	59.67	74.00	-14.33	47.99	3	Vertical	197	1.85	-	40.20	14.22	42.74
AV	13.39764G	45.92	54.00	-8.08	34.24	3	Vertical	197	1.85	-	40.20	14.22	42.74

6.525-6.875GHz_802.11be EHT20-BF_Nss1,(MCS0)_2TX

6695MHz_TX

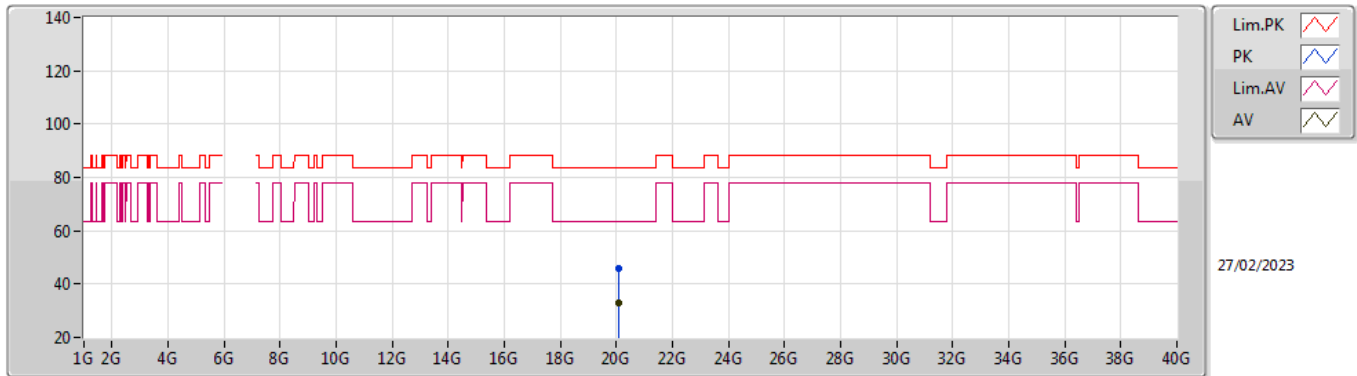


EUT_Z_2TX
 Setting 17
 03-C-R-7

Type	Freq (Hz)	Level (dBuV/m)	Limit (dBuV/m)	Margin (dB)	Raw (dBuV)	Dist (m)	Condition	Azimuth (°)	Height (m)	Comment	AF (dB)	CL (dB)	PA (dB)
PK	13.38676G	59.82	74.00	-14.18	48.16	3	Horizontal	238	2.07	-	40.19	14.21	42.74
AV	13.395G	45.93	54.00	-8.07	34.25	3	Horizontal	238	2.07	-	40.20	14.22	42.74

6.525-6.875GHz_802.11be EHT20-BF_Nss1,(MCS0)_2TX

6695MHz_TX

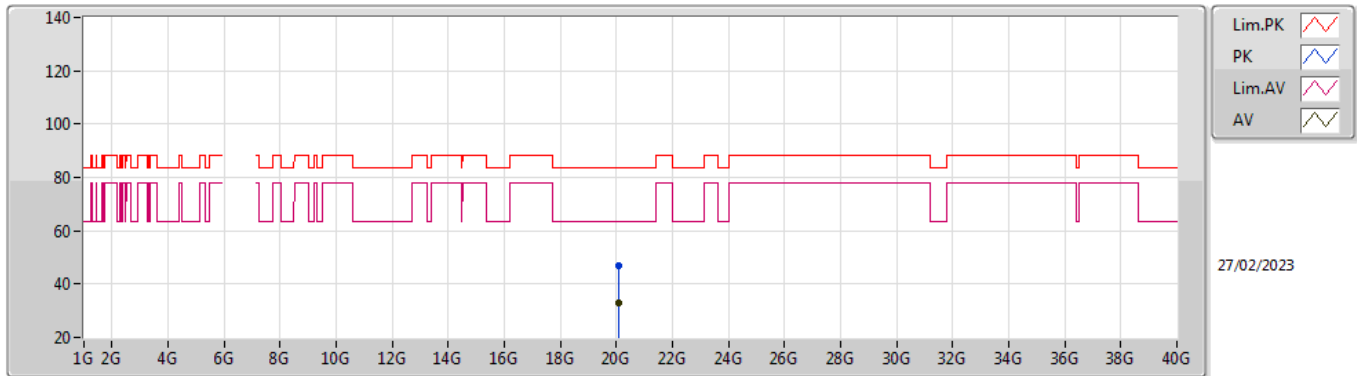


EUT_Z_2TX
 Setting 17
 03-C-R-5

Type	Freq (Hz)	Level (dBuV/m)	Limit (dBuV/m)	Margin (dB)	Raw (dBuV)	Dist (m)	Condition	Azimuth (°)	Height (m)	Comment	AF (dB)	CL (dB)	PA (dB)
PK	20.08784G	45.97	83.54	-37.57	43.12	1	Vertical	332	1.57	-	37.47	17.30	51.92
AV	20.08584G	33.00	63.54	-30.54	30.15	1	Vertical	332	1.57	-	37.47	17.30	51.92

6.525-6.875GHz_802.11be EHT20-BF_Nss1,(MCS0)_2TX

6695MHz_TX

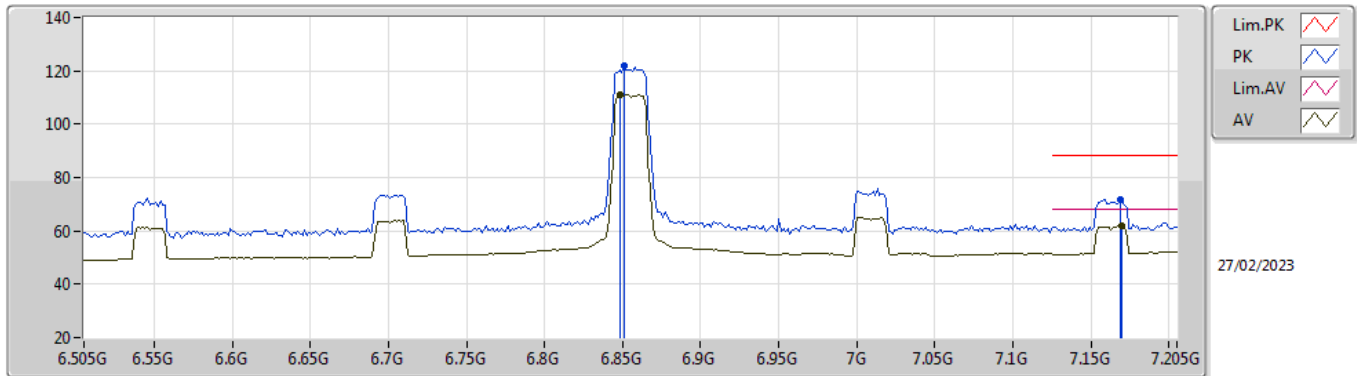


EUT_Z_2TX
 Setting 17
 03-C-R-5

Type	Freq (Hz)	Level (dBuV/m)	Limit (dBuV/m)	Margin (dB)	Raw (dBuV)	Dist (m)	Condition	Azimuth (°)	Height (m)	Comment	AF (dB)	CL (dB)	PA (dB)
PK	20.0816G	47.00	83.54	-36.54	44.15	1	Horizontal	316	1.55	-	37.47	17.30	51.92
AV	20.08264G	32.95	63.54	-30.59	30.10	1	Horizontal	316	1.55	-	37.47	17.30	51.92

6.525-6.875GHz_802.11be EHT20-BF_Nss1,(MCS0)_2TX

6855MHz_TX

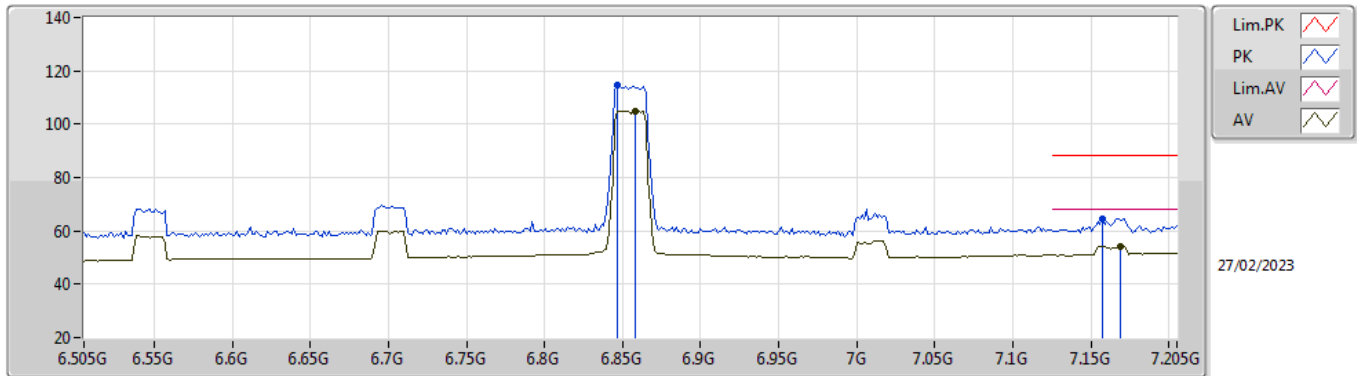


EUT_Z_2TX
Setting 17
03-C-R-6-10

Type	Freq (Hz)	Level (dBuV/m)	Limit (dBuV/m)	Margin (dB)	Raw (dBuV)	Dist (m)	Condition	Azimuth (°)	Height (m)	Comment	AF (dB)	CL (dB)	PA (dB)
PK	6.8508G	122.08	Inf	-Inf	113.49	3	Vertical	176	1.76	-	35.60	8.00	35.01
RMS	6.848G	111.06	Inf	-Inf	102.47	3	Vertical	176	1.76	-	35.60	8.00	35.01
PK	7.1686G	71.88	88.20	-16.32	62.21	3	Vertical	176	1.76	-	36.11	8.64	35.08
RMS	7.17G	61.88	68.20	-6.32	52.20	3	Vertical	176	1.76	-	36.12	8.64	35.08

6.525-6.875GHz_802.11be EHT20-BF_Nss1,(MCS0)_2TX

6855MHz_TX

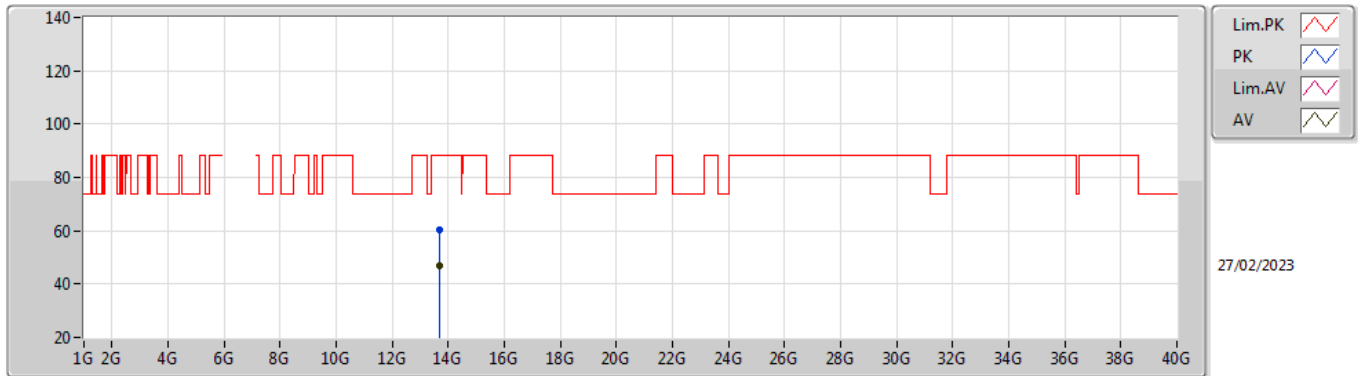


EUT_Z_2TX
Setting 17
03-C-R-6-10

Type	Freq (Hz)	Level (dBuV/m)	Limit (dBuV/m)	Margin (dB)	Raw (dBuV)	Dist (m)	Condition	Azimuth (°)	Height (m)	Comment	AF (dB)	CL (dB)	PA (dB)
PK	6.8466G	114.41	Inf	-Inf	105.83	3	Horizontal	334	1.99	-	35.60	7.99	35.01
RMS	6.8578G	104.98	Inf	-Inf	96.37	3	Horizontal	334	1.99	-	35.60	8.02	35.01
PK	7.1574G	64.65	88.20	-23.55	55.07	3	Horizontal	334	1.99	-	36.04	8.61	35.07
RMS	7.1686G	54.14	68.20	-14.06	44.47	3	Horizontal	334	1.99	-	36.11	8.64	35.08

6.525-6.875GHz_802.11be EHT20-BF_Nss1,(MCS0)_2TX

6855MHz_TX

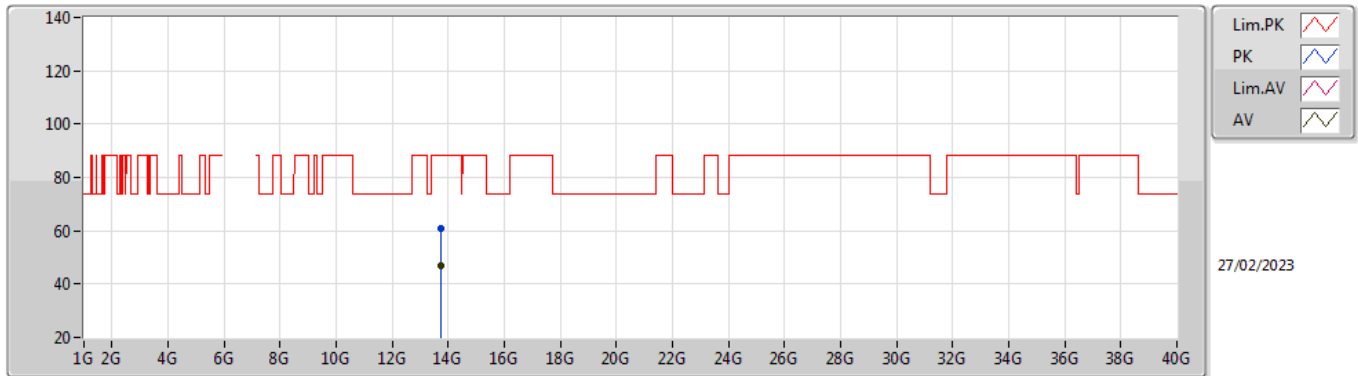


EUT Z_2TX
 Setting 17
 03-C-R-7

Type	Freq (Hz)	Level (dBuV/m)	Limit (dBuV/m)	Margin (dB)	Raw (dBuV)	Dist (m)	Condition	Azimuth (°)	Height (m)	Comment	AF (dB)	CL (dB)	PA (dB)
PK	13.70756G	60.20	88.20	-28.00	47.76	3	Vertical	20	2.41	-	40.61	14.47	42.64
RMS	13.70372G	46.67	68.20	-21.53	34.25	3	Vertical	20	2.41	-	40.60	14.46	42.64

6.525-6.875GHz_802.11be EHT20-BF_Nss1,(MCS0)_2TX

6855MHz_TX

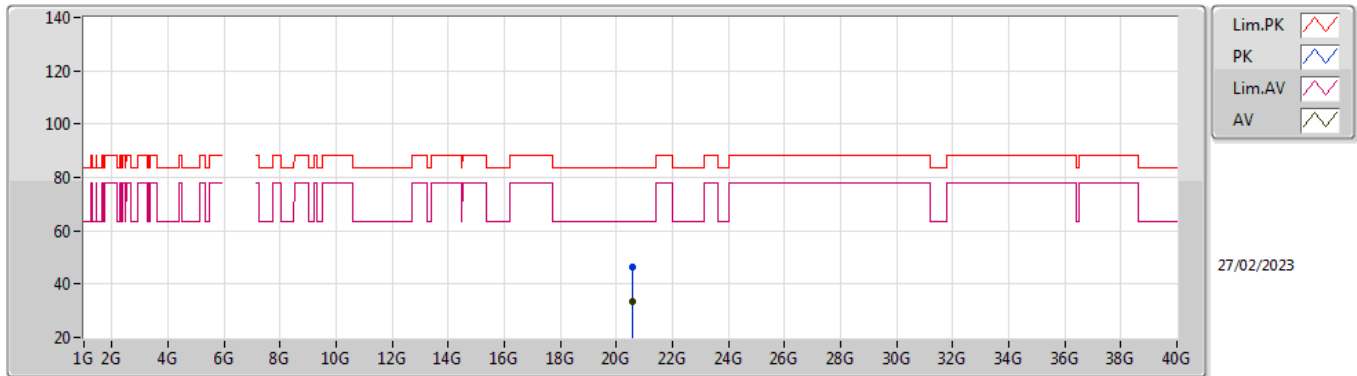


EUT Z_2TX
 Setting 17
 03-C-R-7

Type	Freq (Hz)	Level (dBuV/m)	Limit (dBuV/m)	Margin (dB)	Raw (dBuV)	Dist (m)	Condition	Azimuth (°)	Height (m)	Comment	AF (dB)	CL (dB)	PA (dB)
PK	13.71608G	61.01	88.20	-27.19	48.55	3	Horizontal	357	1.95	-	40.62	14.47	42.63
RMS	13.71896G	46.70	68.20	-21.50	34.23	3	Horizontal	357	1.95	-	40.62	14.48	42.63

6.525-6.875GHz_802.11be EHT20-BF_Nss1,(MCS0)_2TX

6855MHz_TX

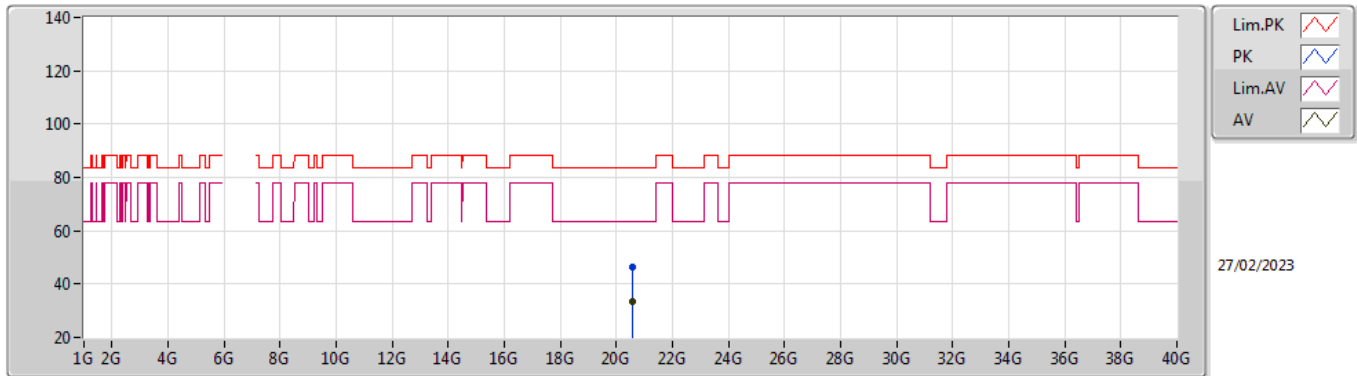


EUT_Z_2TX
 Setting 17
 03-C-R-5

Type	Freq (Hz)	Level (dBuV/m)	Limit (dBuV/m)	Margin (dB)	Raw (dBuV)	Dist (m)	Condition	Azimuth (°)	Height (m)	Comment	AF (dB)	CL (dB)	PA (dB)
PK	20.56894G	46.42	83.54	-37.12	43.19	1	Vertical	239	1.51	-	37.73	17.51	52.01
AV	20.56538G	33.35	63.54	-30.19	30.12	1	Vertical	239	1.51	-	37.73	17.51	52.01

6.525-6.875GHz_802.11be EHT20-BF_Nss1,(MCS0)_2TX

6855MHz_TX

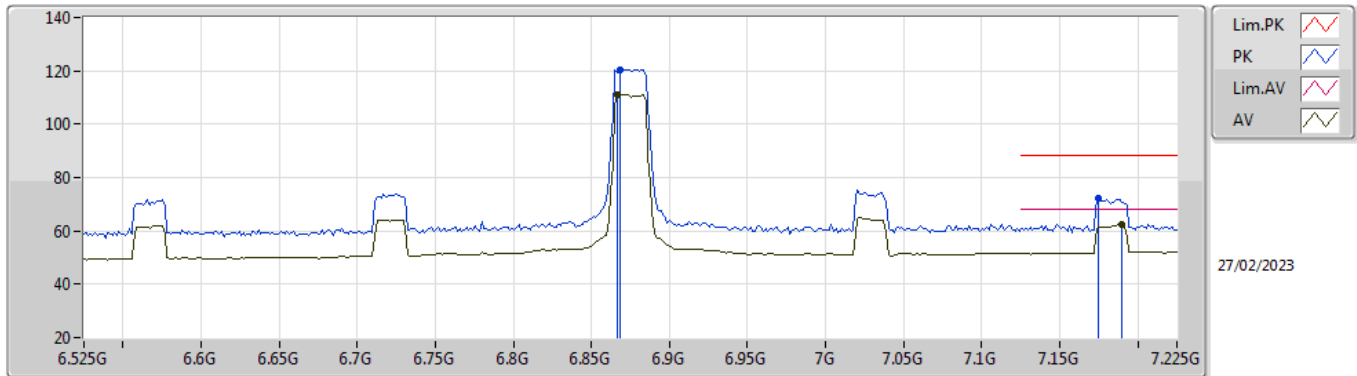


EUT_Z_2TX
 Setting 17
 03-C-R-5

Type	Freq (Hz)	Level (dBuV/m)	Limit (dBuV/m)	Margin (dB)	Raw (dBuV)	Dist (m)	Condition	Azimuth (°)	Height (m)	Comment	AF (dB)	CL (dB)	PA (dB)
PK	20.56972G	46.33	83.54	-37.21	43.10	1	Horizontal	295	1.53	-	37.73	17.51	52.01
AV	20.56498G	33.32	63.54	-30.22	30.09	1	Horizontal	295	1.53	-	37.73	17.51	52.01

6.525-6.875GHz_802.11be EHT20-BF_Nss1,(MCS0)_2TX

6875MHz Straddle 6.525-6.875GHz_TX

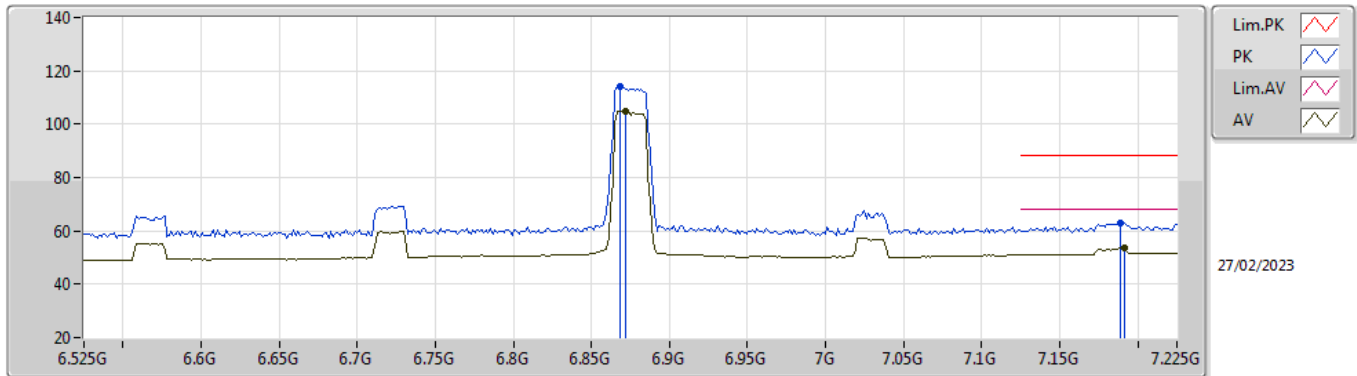


EUT_Z_2TX
Setting 17
03-C-R-6-10

Type	Freq (Hz)	Level (dBuV/m)	Limit (dBuV/m)	Margin (dB)	Raw (dBuV)	Dist (m)	Condition	Azimuth (°)	Height (m)	Comment	AF (dB)	CL (dB)	PA (dB)
PK	6.868G	120.57	Inf	-Inf	111.94	3	Vertical	176	1.80	-	35.60	8.04	35.01
RMS	6.8666G	111.12	Inf	-Inf	102.50	3	Vertical	176	1.80	-	35.60	8.03	35.01
PK	7.1746G	72.11	88.20	-16.09	62.39	3	Vertical	176	1.80	-	36.15	8.65	35.08
RMS	7.19G	62.41	68.20	-5.79	52.58	3	Vertical	176	1.80	-	36.24	8.68	35.09

6.525-6.875GHz_802.11be EHT20-BF_Nss1,(MCS0)_2TX

6875MHz Straddle 6.525-6.875GHz_TX

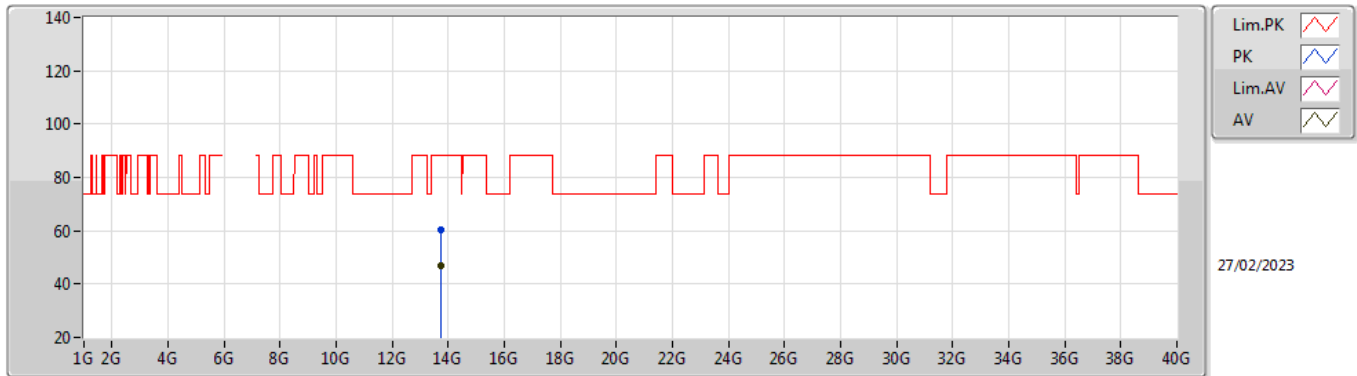


EUT_Z_2TX
Setting 17
03-C-R-6-10

Type	Freq (Hz)	Level (dBuV/m)	Limit (dBuV/m)	Margin (dB)	Raw (dBuV)	Dist (m)	Condition	Azimuth (°)	Height (m)	Comment	AF (dB)	CL (dB)	PA (dB)
PK	6.868G	114.39	Inf	-Inf	105.76	3	Horizontal	309	2.86	-	35.60	8.04	35.01
RMS	6.8722G	104.81	Inf	-Inf	96.18	3	Horizontal	309	2.86	-	35.60	8.04	35.01
PK	7.1886G	62.81	88.20	-25.39	52.99	3	Horizontal	309	2.86	-	36.23	8.68	35.09
RMS	7.1914G	53.43	68.20	-14.77	43.59	3	Horizontal	309	2.86	-	36.25	8.68	35.09

6.525-6.875GHz_802.11be EHT20-BF_Nss1,(MCS0)_2TX

6875MHz Straddle 6.525-6.875GHz_TX

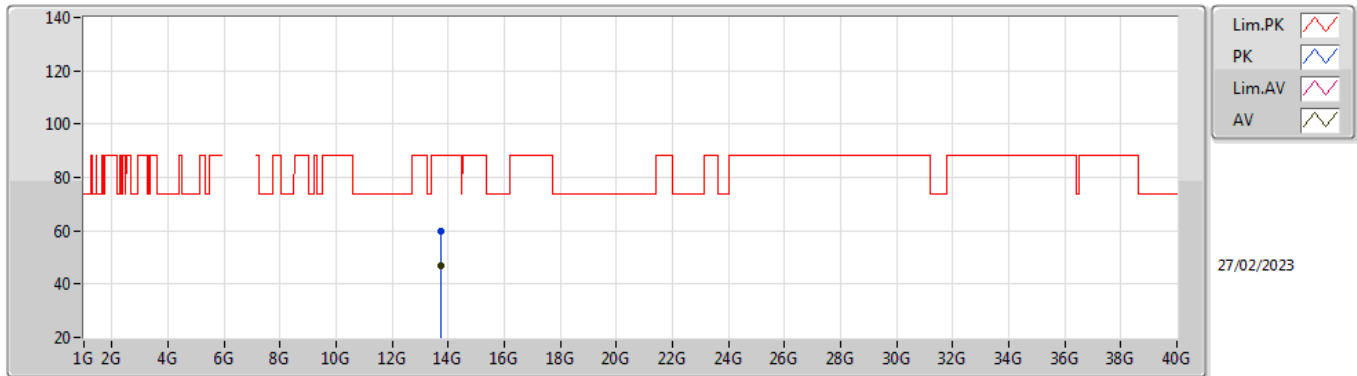


EUT Z_2TX
 Setting 17
 03-C-R-7

Type	Freq (Hz)	Level (dBuV/m)	Limit (dBuV/m)	Margin (dB)	Raw (dBuV)	Dist (m)	Condition	Azimuth (°)	Height (m)	Comment	AF (dB)	CL (dB)	PA (dB)
PK	13.7432G	60.37	88.20	-27.83	47.85	3	Vertical	252	1.13	-	40.64	14.49	42.61
RMS	13.74196G	46.67	68.20	-21.53	34.15	3	Vertical	252	1.13	-	40.64	14.49	42.61

6.525-6.875GHz_802.11be EHT20-BF_Nss1,(MCS0)_2TX

6875MHz Straddle 6.525-6.875GHz_TX

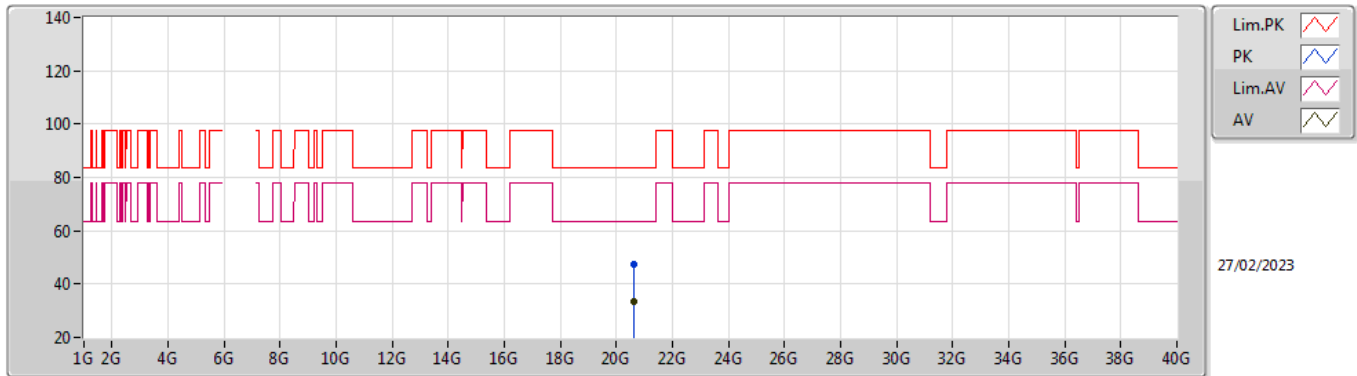


EUT Z_2TX
Setting 17
03-C-R-7

Type	Freq (Hz)	Level (dBuV/m)	Limit (dBuV/m)	Margin (dB)	Raw (dBuV)	Dist (m)	Condition	Azimuth (°)	Height (m)	Comment	AF (dB)	CL (dB)	PA (dB)
PK	13.7422G	59.70	88.20	-28.50	47.18	3	Horizontal	324	2.78	-	40.64	14.49	42.61
RMS	13.74244G	46.70	68.20	-21.50	34.18	3	Horizontal	324	2.78	-	40.64	14.49	42.61

6.525-6.875GHz_802.11be EHT20-BF_Nss1,(MCS0)_2TX

6875MHz Straddle 6.525-6.875GHz_TX

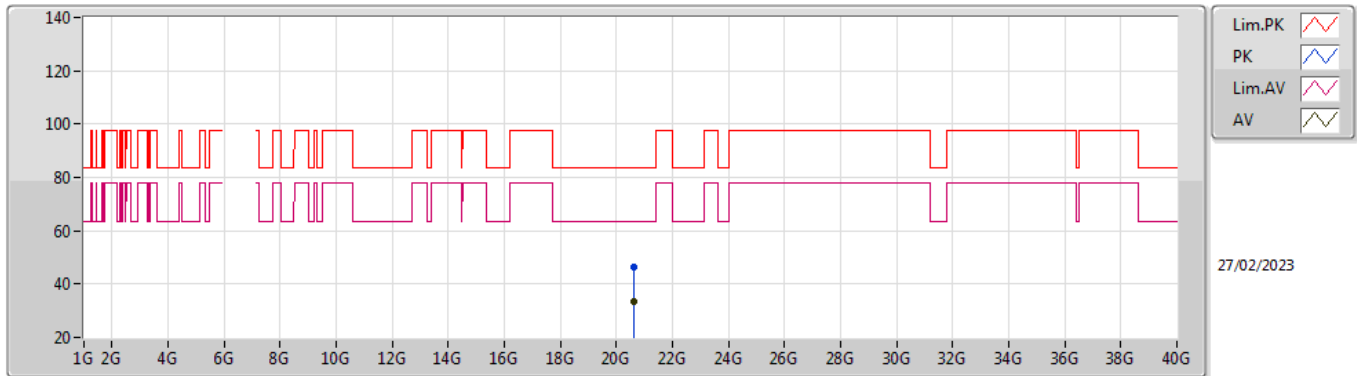


EUT_Z_2TX
Setting 17
03-C-R-5

Type	Freq (Hz)	Level (dBuV/m)	Limit (dBuV/m)	Margin (dB)	Raw (dBuV)	Dist (m)	Condition	Azimuth (°)	Height (m)	Comment	AF (dB)	CL (dB)	PA (dB)
PK	20.62348G	47.54	83.54	-36.00	44.28	1	Vertical	341	1.54	-	37.75	17.53	52.02
AV	20.6267G	33.37	63.54	-30.17	30.12	1	Vertical	341	1.54	-	37.75	17.53	52.03

6.525-6.875GHz_802.11be EHT20-BF_Nss1,(MCS0)_2TX

6875MHz Straddle 6.525-6.875GHz_TX

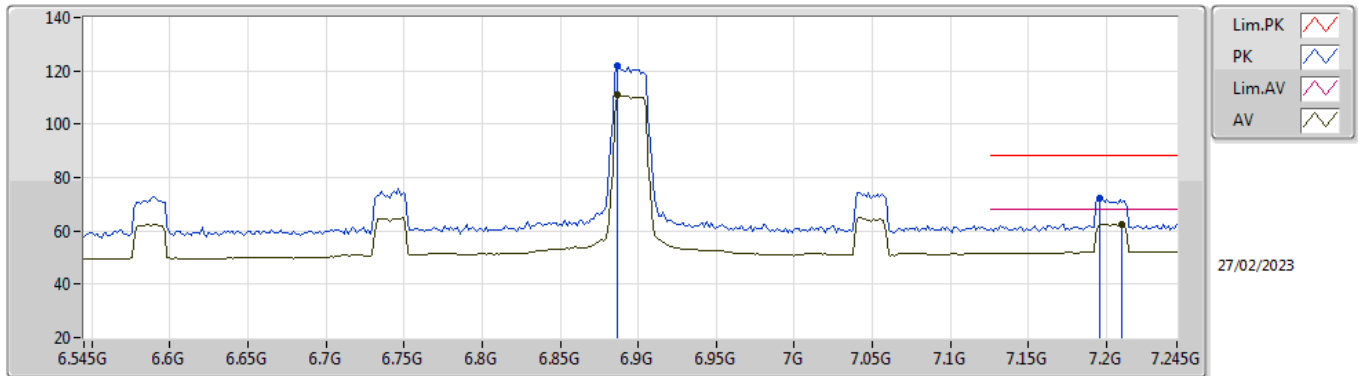


EUT_Z_2TX
Setting 17
03-C-R-5

Type	Freq (Hz)	Level (dBuV/m)	Limit (dBuV/m)	Margin (dB)	Raw (dBuV)	Dist (m)	Condition	Azimuth (°)	Height (m)	Comment	AF (dB)	CL (dB)	PA (dB)
PK	20.6215G	46.21	83.54	-37.33	42.95	1	Horizontal	122	1.53	-	37.75	17.53	52.02
AV	20.62362G	33.26	63.54	-30.28	30.00	1	Horizontal	122	1.53	-	37.75	17.53	52.02

6.875-7.125GHz_802.11be EHT20-BF_Nss1,(MCS0)_2TX

6895MHz_TX

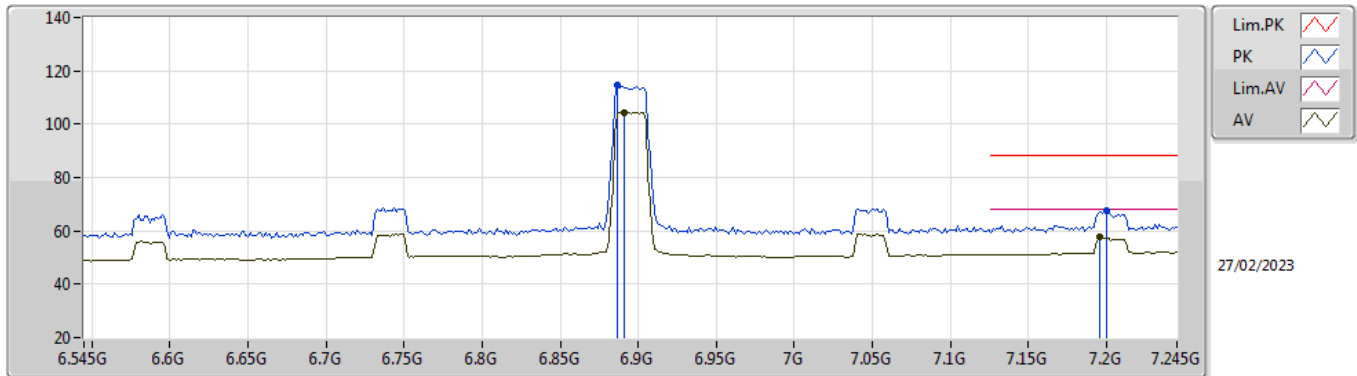


EUT_Z_2TX
Setting 17
03-C-R-6-10

Type	Freq (Hz)	Level (dBuV/m)	Limit (dBuV/m)	Margin (dB)	Raw (dBuV)	Dist (m)	Condition	Azimuth (°)	Height (m)	Comment	AF (dB)	CL (dB)	PA (dB)
PK	6.8866G	121.84	Inf	-Inf	113.18	3	Vertical	180	1.80	-	35.60	8.07	35.01
RMS	6.8866G	111.10	Inf	-Inf	102.44	3	Vertical	180	1.80	-	35.60	8.07	35.01
PK	7.196G	72.27	88.20	-15.93	62.39	3	Vertical	180	1.80	-	36.28	8.69	35.09
RMS	7.21G	62.57	68.20	-5.63	52.61	3	Vertical	180	1.80	-	36.36	8.70	35.10

6.875-7.125GHz_802.11be EHT20-BF_Nss1,(MCS0)_2TX

6895MHz_TX

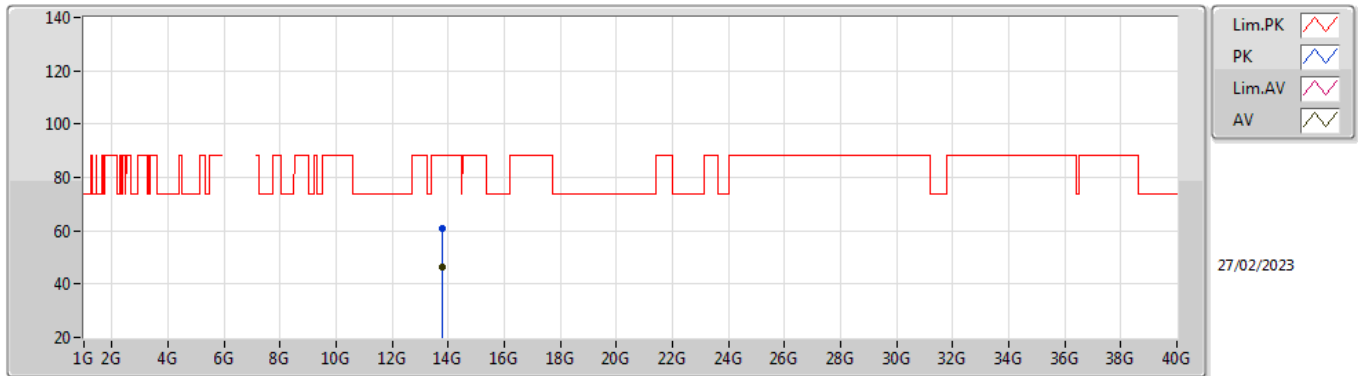


EUT_Z_2TX
Setting 17
03-C-R-6-10

Type	Freq (Hz)	Level (dBuV/m)	Limit (dBuV/m)	Margin (dB)	Raw (dBuV)	Dist (m)	Condition	Azimuth (°)	Height (m)	Comment	AF (dB)	CL (dB)	PA (dB)
PK	6.8866G	114.50	Inf	-Inf	105.84	3	Horizontal	101	2.94	-	35.60	8.07	35.01
RMS	6.8908G	104.51	Inf	-Inf	95.84	3	Horizontal	101	2.94	-	35.60	8.08	35.01
PK	7.2002G	67.41	88.20	-20.79	57.50	3	Horizontal	101	2.94	-	36.30	8.70	35.09
RMS	7.196G	57.70	68.20	-10.50	47.82	3	Horizontal	101	2.94	-	36.28	8.69	35.09

6.875-7.125GHz_802.11be EHT20-BF_Nss1,(MCS0)_2TX

6895MHz_TX

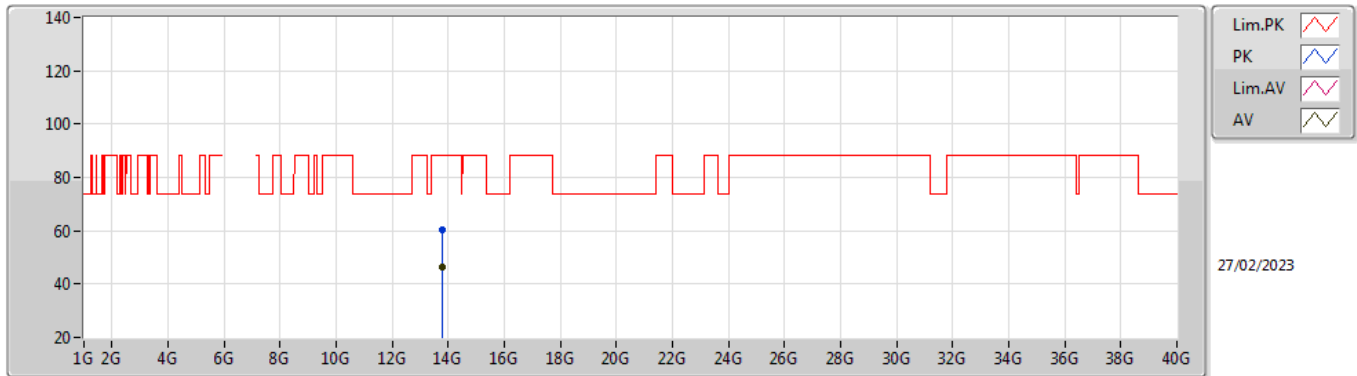


EUT Z_2TX
 Setting 17
 03-C-R-7

Type	Freq (Hz)	Level (dBuV/m)	Limit (dBuV/m)	Margin (dB)	Raw (dBuV)	Dist (m)	Condition	Azimuth (°)	Height (m)	Comment	AF (dB)	CL (dB)	PA (dB)
PK	13.78268G	60.87	88.20	-27.33	48.25	3	Vertical	327	2.12	-	40.68	14.53	42.59
RMS	13.7874G	46.44	68.20	-21.76	33.81	3	Vertical	327	2.12	-	40.69	14.53	42.59

6.875-7.125GHz_802.11be EHT20-BF_Nss1,(MCS0)_2TX

6895MHz_TX

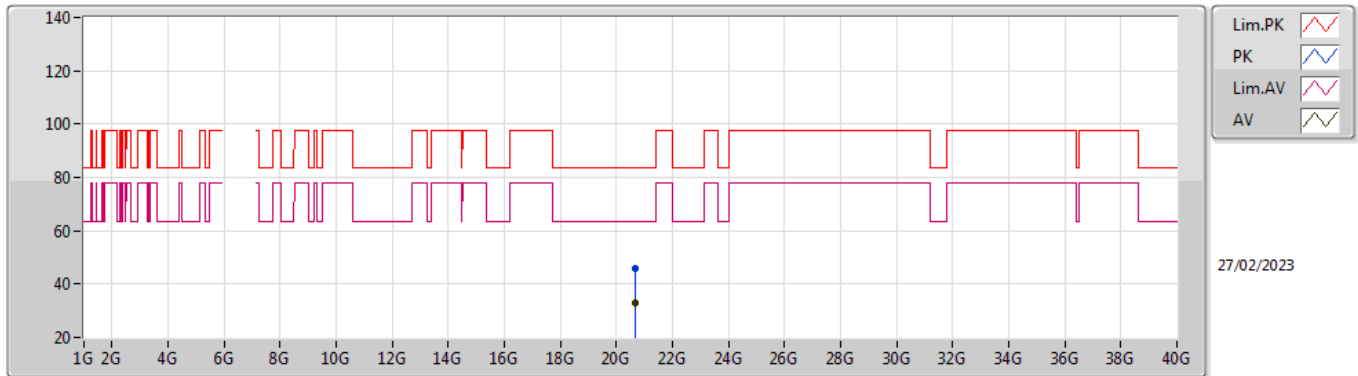


EUT Z_2TX
 Setting 17
 03-C-R-7

Type	Freq (Hz)	Level (dBuV/m)	Limit (dBuV/m)	Margin (dB)	Raw (dBuV)	Dist (m)	Condition	Azimuth (°)	Height (m)	Comment	AF (dB)	CL (dB)	PA (dB)
PK	13.78224G	60.11	88.20	-28.09	47.49	3	Horizontal	353	2.64	-	40.68	14.53	42.59
RMS	13.78812G	46.52	68.20	-21.68	33.89	3	Horizontal	353	2.64	-	40.69	14.53	42.59

6.875-7.125GHz_802.11be EHT20-BF_Nss1,(MCS0)_2TX

6895MHz_TX

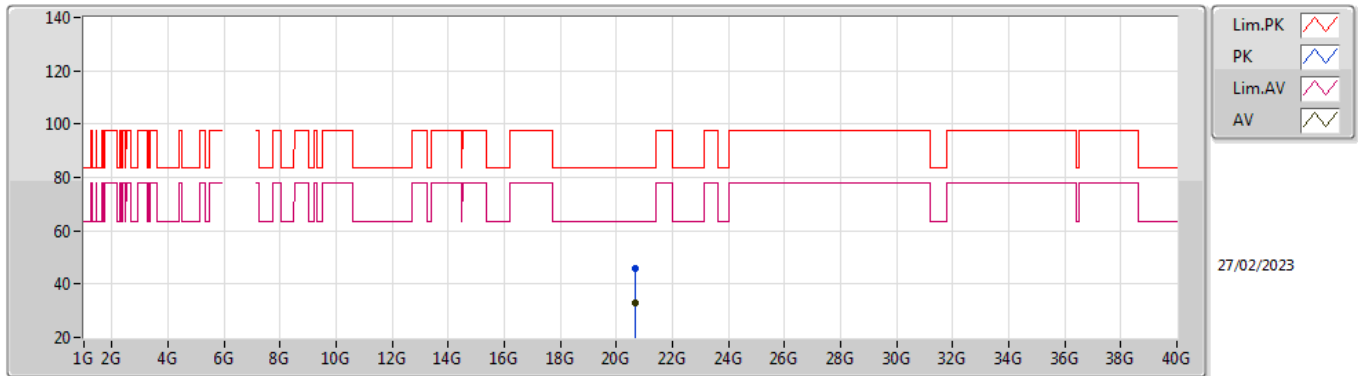


EUT_Z_2TX
Setting 17
03-C-R-5

Type	Freq (Hz)	Level (dBuV/m)	Limit (dBuV/m)	Margin (dB)	Raw (dBuV)	Dist (m)	Condition	Azimuth (°)	Height (m)	Comment	AF (dB)	CL (dB)	PA (dB)
PK	20.68272G	45.79	83.54	-37.75	42.50	1	Vertical	250	1.57	-	37.77	17.56	52.04
AV	20.68916G	32.78	63.54	-30.76	29.48	1	Vertical	250	1.57	-	37.78	17.56	52.04

6.875-7.125GHz_802.11be EHT20-BF_Nss1,(MCS0)_2TX

6895MHz_TX

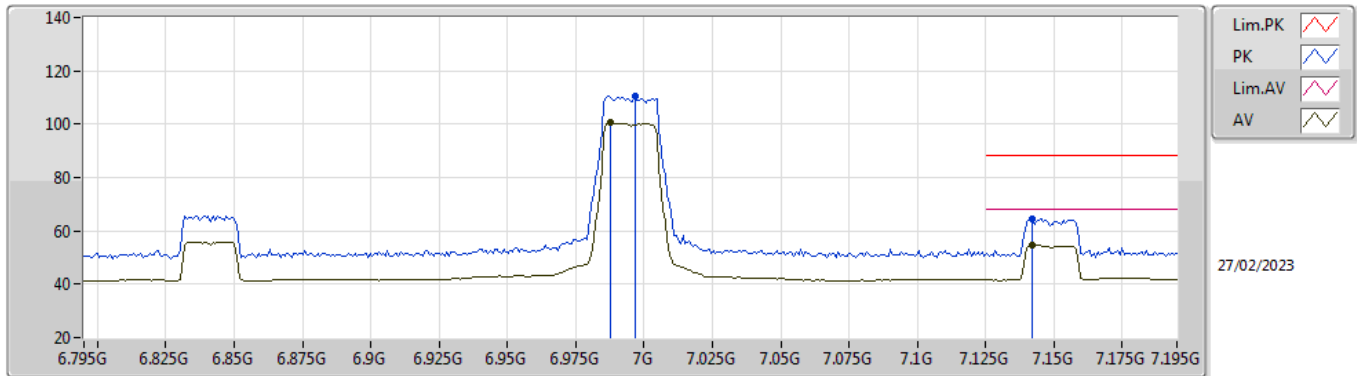


EUT_Z_2TX
Setting 17
03-C-R-5

Type	Freq (Hz)	Level (dBuV/m)	Limit (dBuV/m)	Margin (dB)	Raw (dBuV)	Dist (m)	Condition	Azimuth (°)	Height (m)	Comment	AF (dB)	CL (dB)	PA (dB)
PK	20.68592G	45.81	83.54	-37.73	42.52	1	Horizontal	294	1.56	-	37.77	17.56	52.04
AV	20.68256G	32.84	63.54	-30.70	29.55	1	Horizontal	294	1.56	-	37.77	17.56	52.04

6.875-7.125GHz_802.11be EHT20-BF_Nss1,(MCS0)_2TX

6995MHz_TX

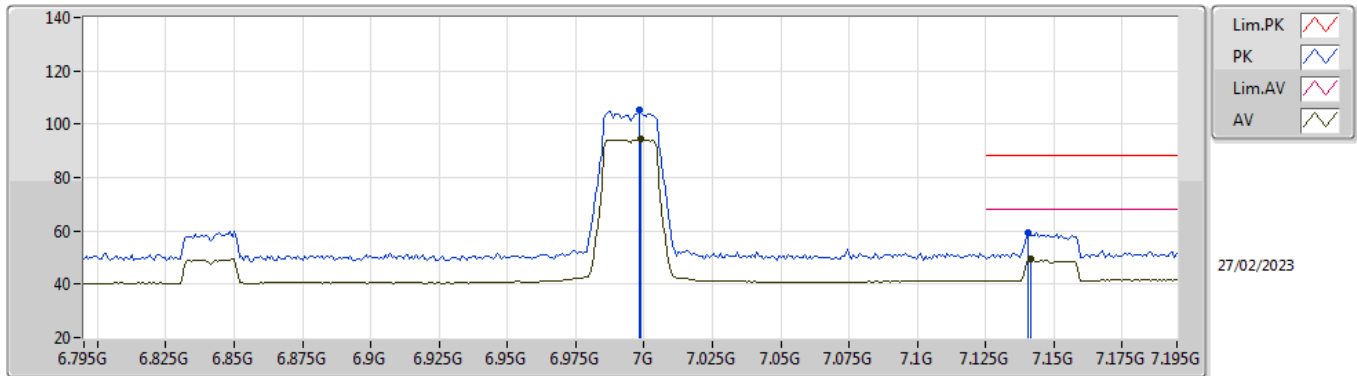


EUT_Z_2TX
 Setting 17
 03-C-R-6

Type	Freq (Hz)	Level (dBuV/m)	Limit (dBuV/m)	Margin (dB)	Raw (dBuV)	Dist (m)	Condition	Azimuth (°)	Height (m)	Comment	AF (dB)	CL (dB)	PA (dB)
PK	6.9966G	110.53	Inf	-Inf	101.63	3	Vertical	177	1.80	-	35.61	8.29	35.00
RMS	6.9878G	100.74	Inf	-Inf	91.84	3	Vertical	177	1.80	-	35.62	8.28	35.00
PK	7.1422G	64.47	88.20	-23.73	54.98	3	Vertical	177	1.80	-	35.98	8.58	35.07
RMS	7.1422G	54.73	68.20	-13.47	45.24	3	Vertical	177	1.80	-	35.98	8.58	35.07

6.875-7.125GHz_802.11be EHT20-BF_Nss1,(MCS0)_2TX

6995MHz_TX

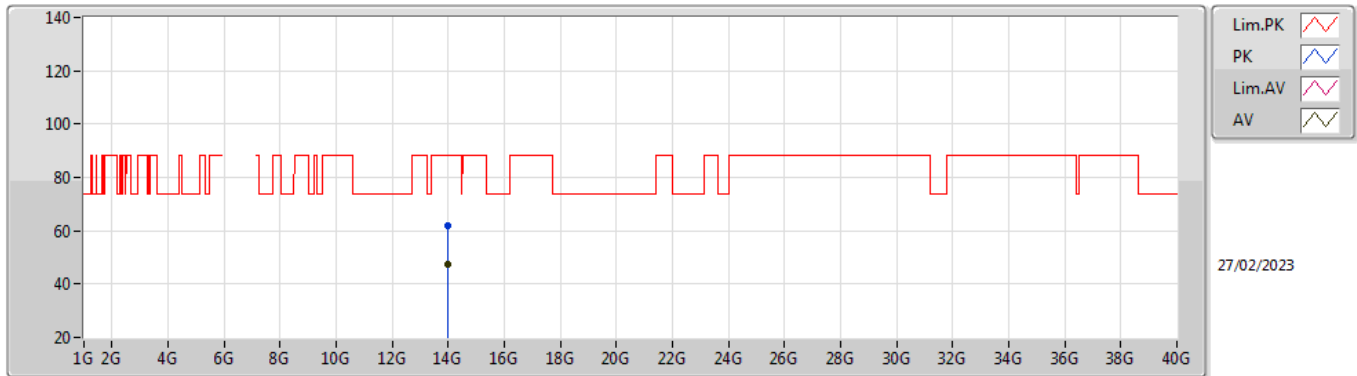


EUT_Z_2TX
 Setting 17
 03-C-R-6

Type	Freq (Hz)	Level (dBuV/m)	Limit (dBuV/m)	Margin (dB)	Raw (dBuV)	Dist (m)	Condition	Azimuth (°)	Height (m)	Comment	AF (dB)	CL (dB)	PA (dB)
PK	6.9982G	105.48	Inf	-Inf	96.58	3	Horizontal	103	2.28	-	35.60	8.30	35.00
RMS	6.999G	94.30	Inf	-Inf	85.40	3	Horizontal	103	2.28	-	35.60	8.30	35.00
PK	7.1406G	59.42	88.20	-28.78	49.92	3	Horizontal	103	2.28	-	35.98	8.58	35.06
RMS	7.1414G	49.25	68.20	-18.95	39.76	3	Horizontal	103	2.28	-	35.98	8.58	35.07

6.875-7.125GHz_802.11be EHT20-BF_Nss1,(MCS0)_2TX

6995MHz_TX

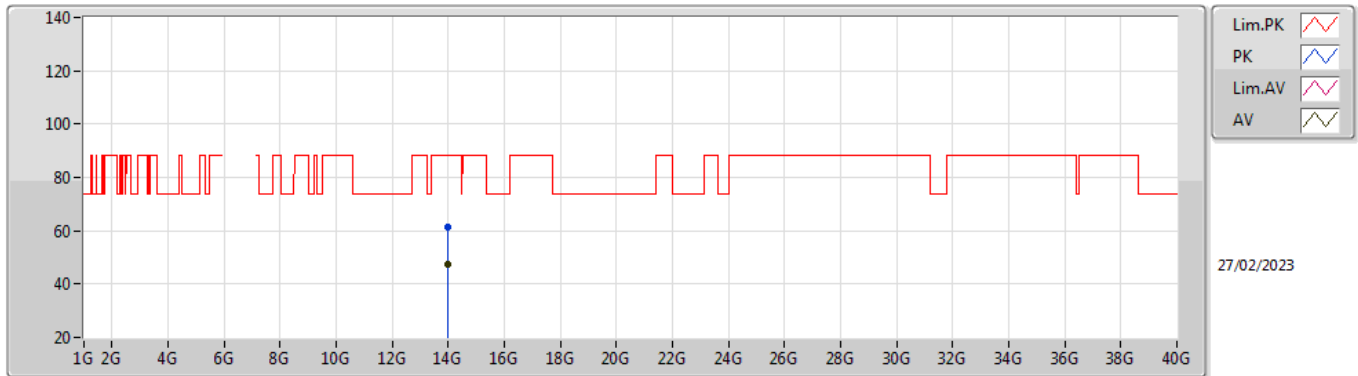


EUT Z_2TX
Setting 17
03-C-R-7

Type	Freq (Hz)	Level (dBuV/m)	Limit (dBuV/m)	Margin (dB)	Raw (dBuV)	Dist (m)	Condition	Azimuth (°)	Height (m)	Comment	AF (dB)	CL (dB)	PA (dB)
PK	13.98232G	61.78	88.20	-26.42	48.33	3	Vertical	71	1.37	-	41.23	14.69	42.47
RMS	13.98052G	47.67	68.20	-20.53	34.24	3	Vertical	71	1.37	-	41.22	14.68	42.47

6.875-7.125GHz_802.11be EHT20-BF_Nss1,(MCS0)_2TX

6995MHz_TX

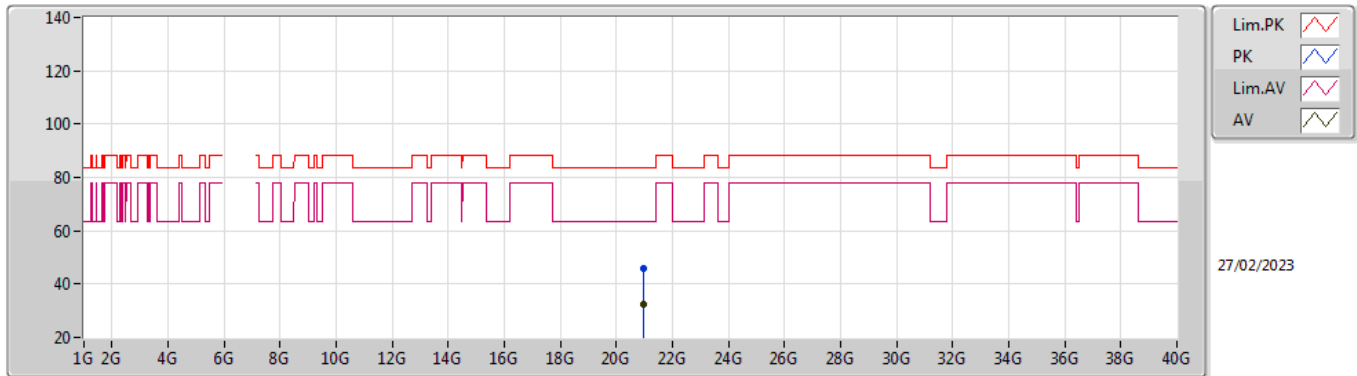


EUT_Z_2TX
 Setting 17
 03-C-R-7

Type	Freq (Hz)	Level (dBuV/m)	Limit (dBuV/m)	Margin (dB)	Raw (dBuV)	Dist (m)	Condition	Azimuth (°)	Height (m)	Comment	AF (dB)	CL (dB)	PA (dB)
PK	13.9886G	61.39	88.20	-26.81	47.92	3	Horizontal	12	1.82	-	41.25	14.69	42.47
RMS	13.99404G	47.62	68.20	-20.58	34.10	3	Horizontal	12	1.82	-	41.28	14.70	42.46

6.875-7.125GHz_802.11be EHT20-BF_Nss1,(MCS0)_2TX

6995MHz_TX

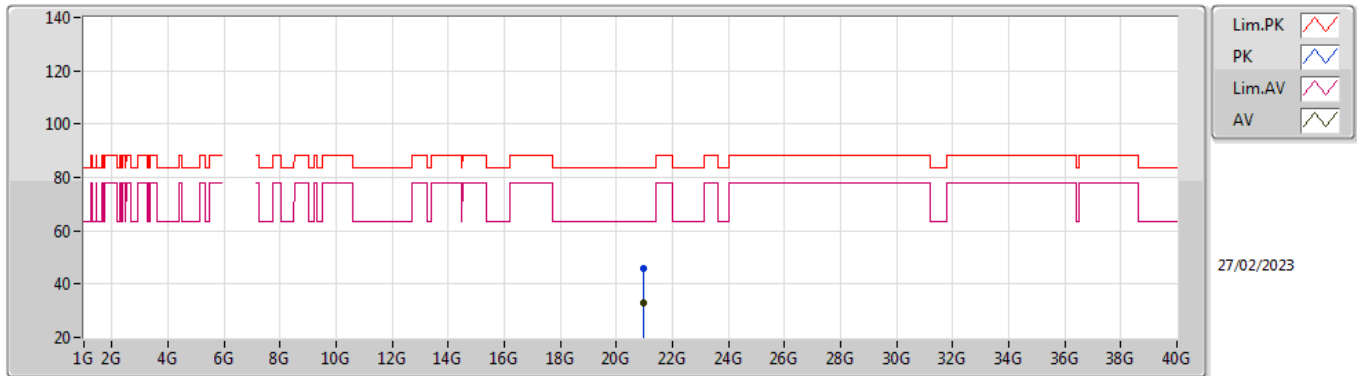


EUT_Z_2TX
Setting 17
03-C-R-5

Type	Freq (Hz)	Level (dBuV/m)	Limit (dBuV/m)	Margin (dB)	Raw (dBuV)	Dist (m)	Condition	Azimuth (°)	Height (m)	Comment	AF (dB)	CL (dB)	PA (dB)
PK	20.98626G	46.05	83.54	-37.49	42.19	1	Vertical	223	1.58	-	38.27	17.69	52.10
AV	20.9831G	32.67	63.54	-30.87	28.81	1	Vertical	223	1.58	-	38.27	17.69	52.10

6.875-7.125GHz_802.11be EHT20-BF_Nss1,(MCS0)_2TX

6995MHz_TX

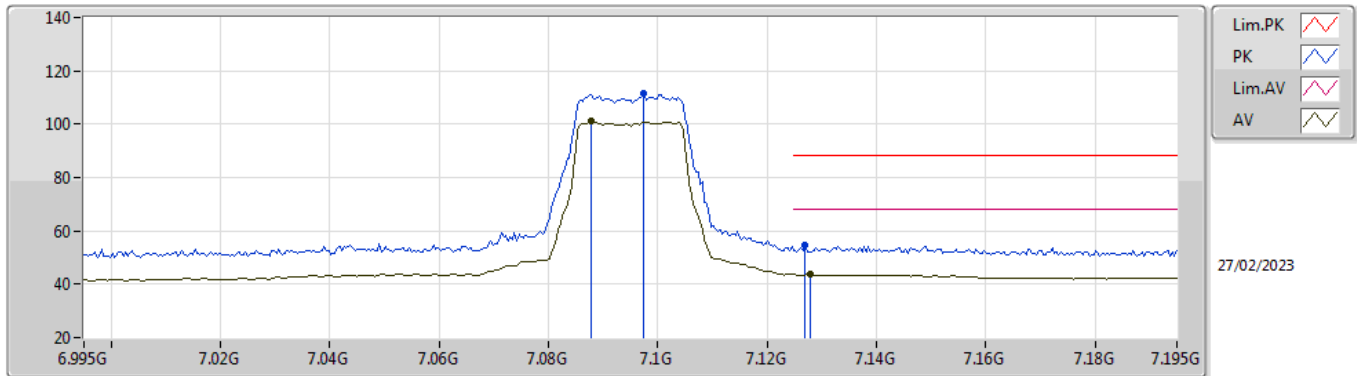


EUT_Z_2TX
 Setting 17
 03-C-R-5

Type	Freq (Hz)	Level (dBuV/m)	Limit (dBuV/m)	Margin (dB)	Raw (dBuV)	Dist (m)	Condition	Azimuth (°)	Height (m)	Comment	AF (dB)	CL (dB)	PA (dB)
PK	20.98244G	45.75	83.54	-37.79	41.90	1	Horizontal	250	1.58	-	38.26	17.69	52.10
AV	20.98312G	32.68	63.54	-30.86	28.82	1	Horizontal	250	1.58	-	38.27	17.69	52.10

6.875-7.125GHz_802.11be EHT20-BF_Nss1,(MCS0)_2TX

7095MHz_TX

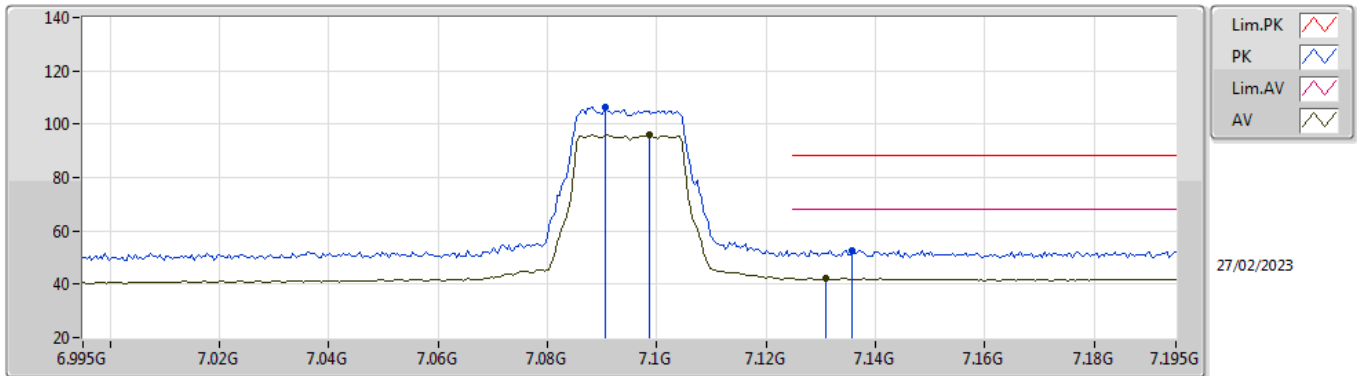


EUT_Z_2TX
 Setting 17
 03-C-R-6

Type	Freq (Hz)	Level (dBuV/m)	Limit (dBuV/m)	Margin (dB)	Raw (dBuV)	Dist (m)	Condition	Azimuth (°)	Height (m)	Comment	AF (dB)	CL (dB)	PA (dB)
PK	7.0974G	111.40	Inf	-Inf	102.07	3	Vertical	178	1.80	-	35.88	8.49	35.04
RMS	7.0878G	101.21	Inf	-Inf	91.94	3	Vertical	178	1.80	-	35.83	8.48	35.04
PK	7.127G	54.40	88.20	-33.80	44.96	3	Vertical	178	1.80	-	35.95	8.55	35.06
RMS	7.1278G	43.70	68.20	-24.50	34.24	3	Vertical	178	1.80	-	35.96	8.56	35.06

6.875-7.125GHz_802.11be EHT20-BF_Nss1,(MCS0)_2TX

7095MHz_TX

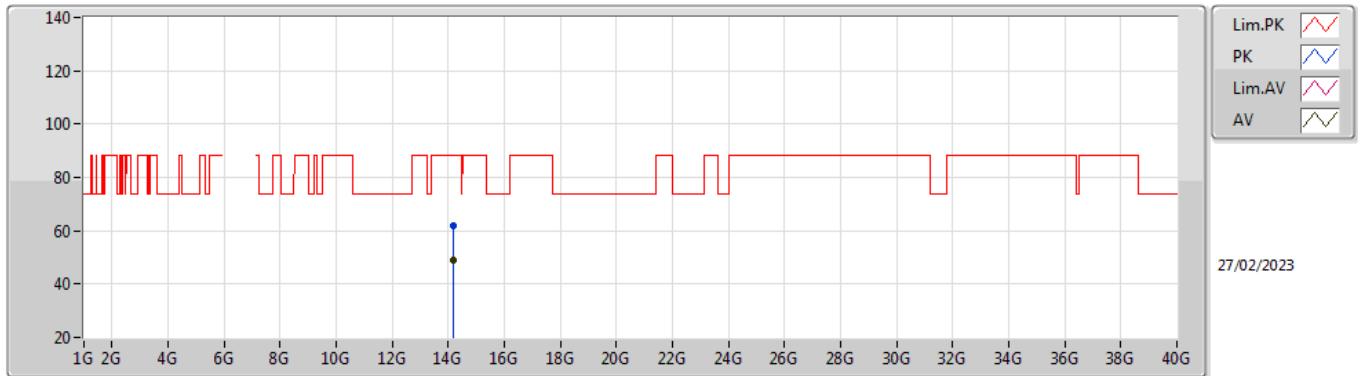


EUT_Z_2TX
 Setting 17
 03-C-R-6

Type	Freq (Hz)	Level (dBuV/m)	Limit (dBuV/m)	Margin (dB)	Raw (dBuV)	Dist (m)	Condition	Azimuth (°)	Height (m)	Comment	AF (dB)	CL (dB)	PA (dB)
PK	7.0906G	106.42	Inf	-Inf	97.14	3	Horizontal	100	1.97	-	35.84	8.48	35.04
RMS	7.0986G	95.86	Inf	-Inf	86.52	3	Horizontal	100	1.97	-	35.89	8.50	35.05
PK	7.1358G	52.80	88.20	-35.40	43.32	3	Horizontal	100	1.97	-	35.97	8.57	35.06
RMS	7.131G	42.12	68.20	-26.08	32.66	3	Horizontal	100	1.97	-	35.96	8.56	35.06

6.875-7.125GHz_802.11be EHT20-BF_Nss1,(MCS0)_2TX

7095MHz_TX

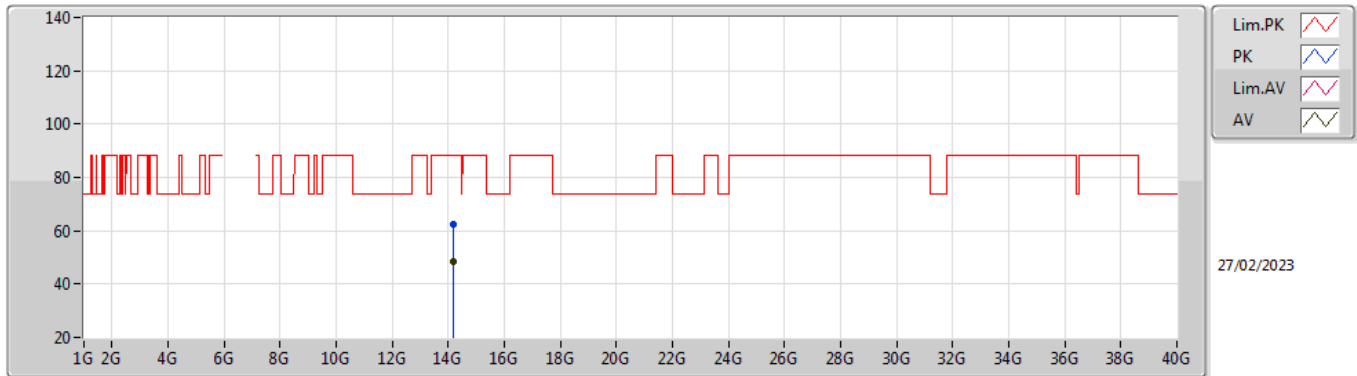


EUT Z_2TX
 Setting 17
 03-C-R-7

Type	Freq (Hz)	Level (dBuV/m)	Limit (dBuV/m)	Margin (dB)	Raw (dBuV)	Dist (m)	Condition	Azimuth (°)	Height (m)	Comment	AF (dB)	CL (dB)	PA (dB)
PK	14.18856G	62.03	88.20	-26.17	47.80	3	Vertical	37	1.38	-	41.75	14.89	42.41
RMS	14.1976G	48.79	68.20	-19.41	34.51	3	Vertical	37	1.38	-	41.79	14.90	42.41

6.875-7.125GHz_802.11be EHT20-BF_Nss1,(MCS0)_2TX

7095MHz_TX

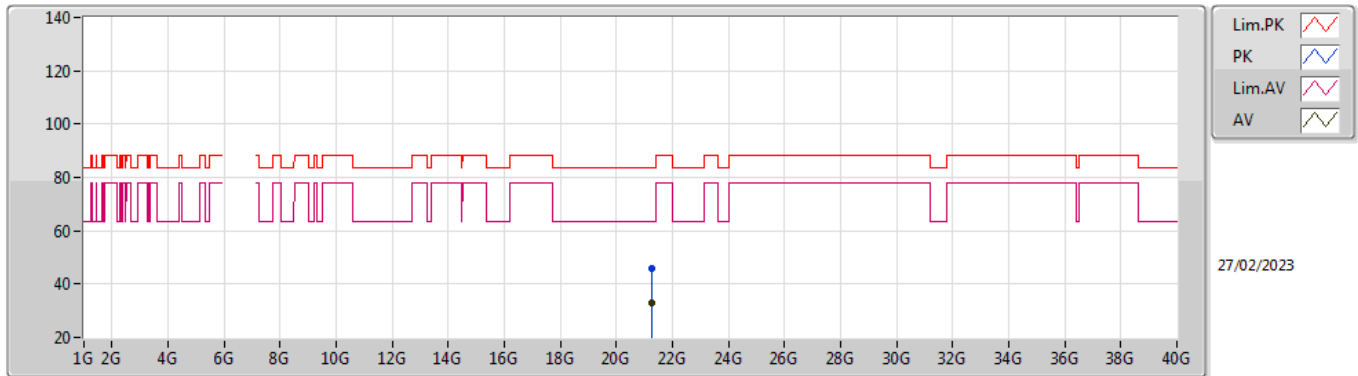


EUT_Z_2TX
 Setting 17
 03-C-R-7

Type	Freq (Hz)	Level (dBuV/m)	Limit (dBuV/m)	Margin (dB)	Raw (dBuV)	Dist (m)	Condition	Azimuth (°)	Height (m)	Comment	AF (dB)	CL (dB)	PA (dB)
PK	14.19588G	62.31	88.20	-25.89	48.04	3	Horizontal	198	1.80	-	41.78	14.90	42.41
RMS	14.19756G	48.70	68.20	-19.50	34.42	3	Horizontal	198	1.80	-	41.79	14.90	42.41

6.875-7.125GHz_802.11be EHT20-BF_Nss1,(MCS0)_2TX

7095MHz_TX

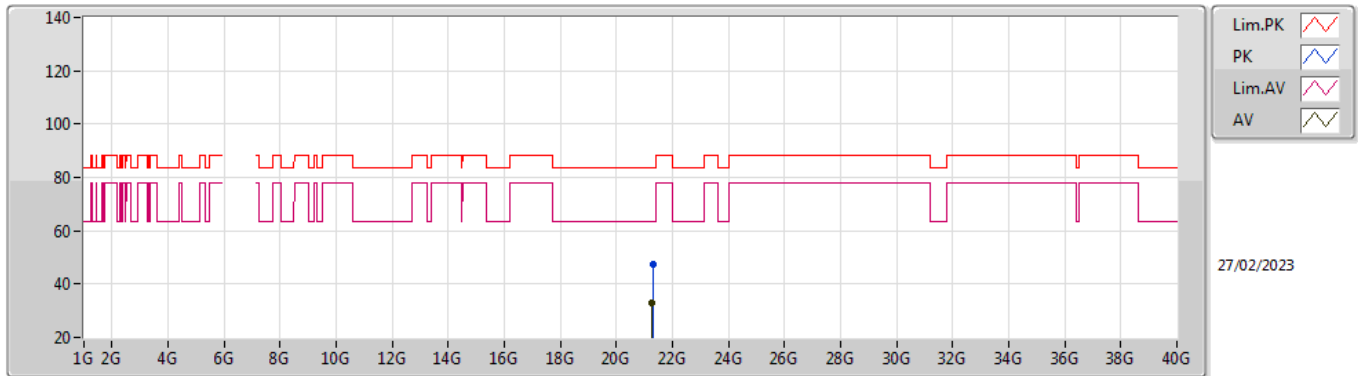


EUT_Z_2TX
Setting 17
03-C-R-5

Type	Freq (Hz)	Level (dBuV/m)	Limit (dBuV/m)	Margin (dB)	Raw (dBuV)	Dist (m)	Condition	Azimuth (°)	Height (m)	Comment	AF (dB)	CL (dB)	PA (dB)
PK	21.28276G	45.92	83.54	-37.62	42.13	1	Vertical	55	1.58	-	38.07	17.82	52.10
AV	21.28272G	33.16	63.54	-30.38	29.37	1	Vertical	55	1.58	-	38.07	17.82	52.10

6.875-7.125GHz_802.11be EHT20-BF_Nss1,(MCS0)_2TX

7095MHz_TX

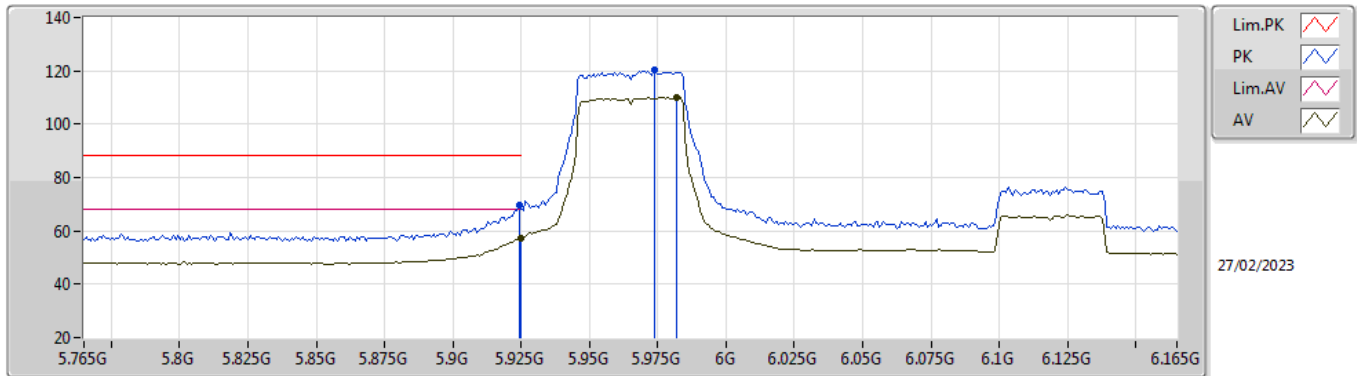


EUT_Z_2TX
 Setting 17
 03-C-R-5

Type	Freq (Hz)	Level (dBuV/m)	Limit (dBuV/m)	Margin (dB)	Raw (dBuV)	Dist (m)	Condition	Azimuth (°)	Height (m)	Comment	AF (dB)	CL (dB)	PA (dB)
PK	21.28816G	47.33	83.54	-36.21	43.54	1	Horizontal	212	1.50	-	38.07	17.82	52.10
AV	21.28286G	33.15	63.54	-30.39	29.36	1	Horizontal	212	1.50	-	38.07	17.82	52.10

5.925-6.425GHz_802.11be EHT40-BF_Nss1,(MCS0)_2TX

5965MHz_TX

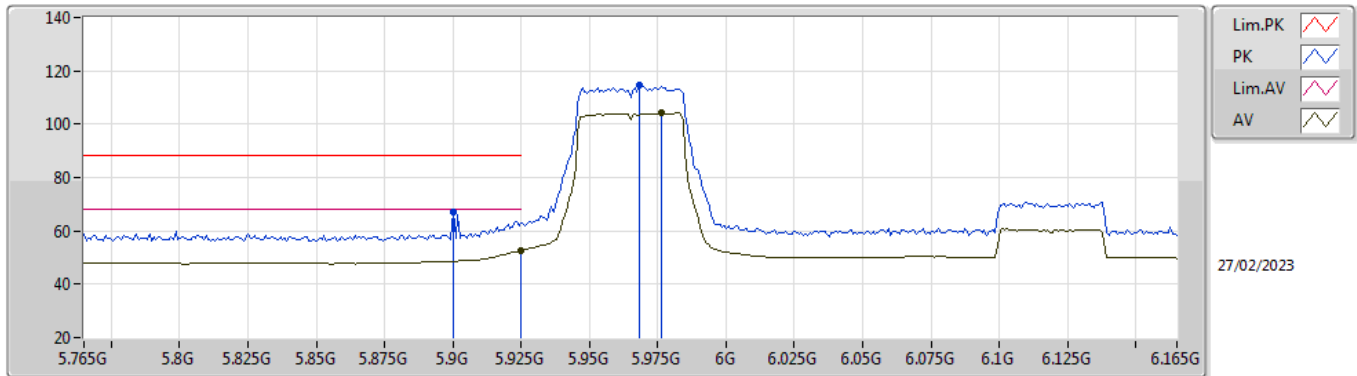


EUT_Z_2TX
 Setting 20
 03-C-R-6-10

Type	Freq (Hz)	Level (dBuV/m)	Limit (dBuV/m)	Margin (dB)	Raw (dBuV)	Dist (m)	Condition	Azimuth (°)	Height (m)	Comment	AF (dB)	CL (dB)	PA (dB)
PK	5.9242G	69.90	88.20	-18.30	63.04	3	Vertical	90	2.71	-	34.55	7.26	34.95
RMS	5.925G	57.34	68.20	-10.86	50.48	3	Vertical	90	2.71	-	34.55	7.26	34.95
PK	5.9738G	120.10	Inf	-Inf	113.12	3	Vertical	90	2.71	-	34.65	7.29	34.96
RMS	5.9818G	110.21	Inf	-Inf	103.23	3	Vertical	90	2.71	-	34.66	7.29	34.97

5.925-6.425GHz_802.11be EHT40-BF_Nss1,(MCS0)_2TX

5965MHz_TX

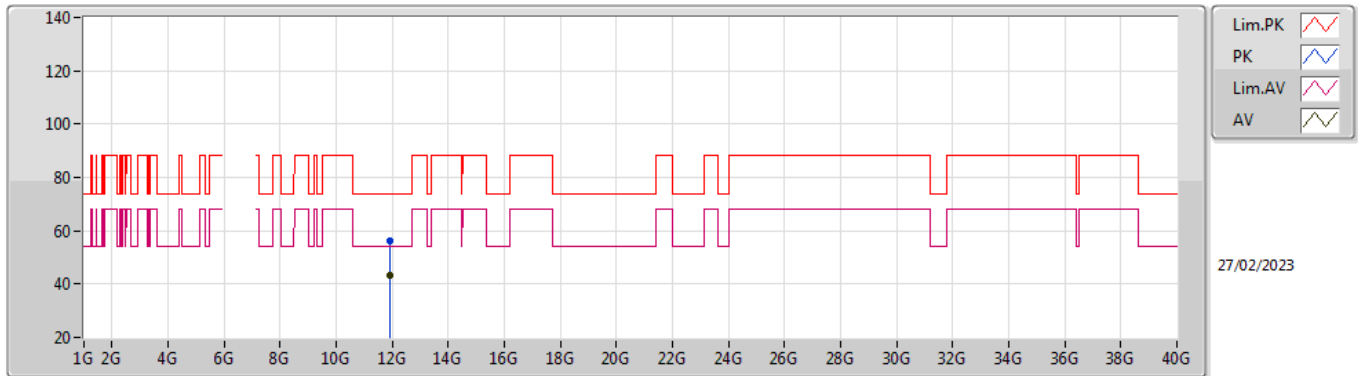


EUT_Z_2TX
 Setting 20
 03-C-R-6-10

Type	Freq (Hz)	Level (dBuV/m)	Limit (dBuV/m)	Margin (dB)	Raw (dBuV)	Dist (m)	Condition	Azimuth (°)	Height (m)	Comment	AF (dB)	CL (dB)	PA (dB)
PK	5.9002G	67.08	88.20	-21.12	60.28	3	Horizontal	307	2.00	-	34.50	7.25	34.95
RMS	5.925G	52.60	68.20	-15.60	45.74	3	Horizontal	307	2.00	-	34.55	7.26	34.95
PK	5.9682G	114.48	Inf	-Inf	107.52	3	Horizontal	307	2.00	-	34.64	7.28	34.96
RMS	5.9762G	104.10	Inf	-Inf	97.12	3	Horizontal	307	2.00	-	34.65	7.29	34.96

5.925-6.425GHz_802.11be EHT40-BF_Nss1,(MCS0)_2TX

5965MHz_TX

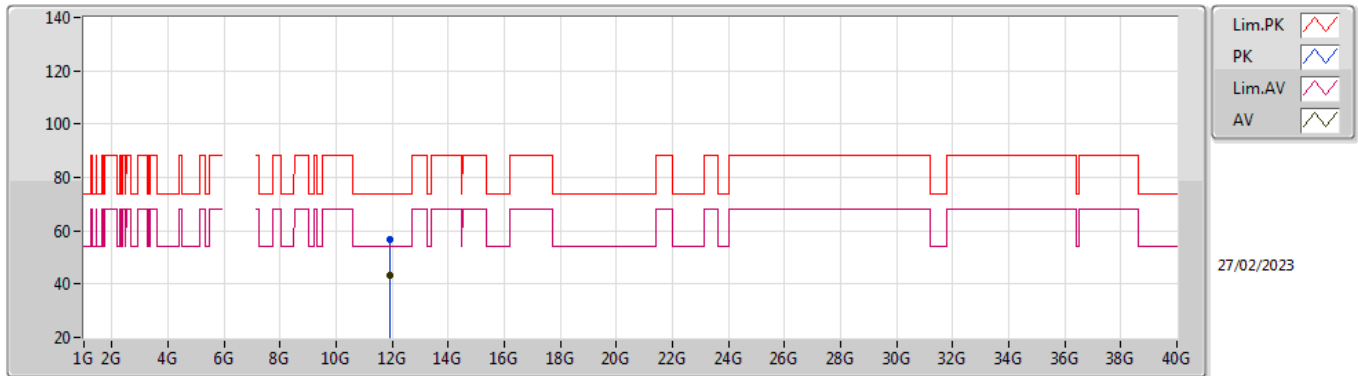


EUT_Z_2TX
 Setting 20
 03-C-R-7

Type	Freq (Hz)	Level (dBuV/m)	Limit (dBuV/m)	Margin (dB)	Raw (dBuV)	Dist (m)	Condition	Azimuth (°)	Height (m)	Comment	AF (dB)	CL (dB)	PA (dB)
PK	11.92512G	56.35	74.00	-17.65	47.17	3	Vertical	242	2.86	-	39.35	13.06	43.23
AV	11.92728G	43.33	54.00	-10.67	34.15	3	Vertical	242	2.86	-	39.35	13.06	43.23

5.925-6.425GHz_802.11be EHT40-BF_Nss1,(MCS0)_2TX

5965MHz_TX

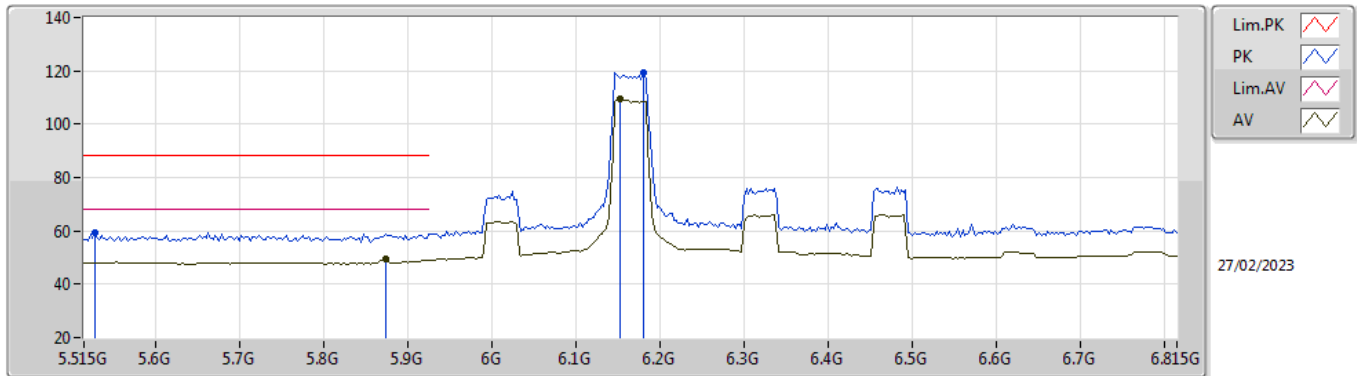


EUT_Z_2TX
 Setting 20
 03-C-R-7

Type	Freq (Hz)	Level (dBuV/m)	Limit (dBuV/m)	Margin (dB)	Raw (dBuV)	Dist (m)	Condition	Azimuth (°)	Height (m)	Comment	AF (dB)	CL (dB)	PA (dB)
PK	11.93384G	56.64	74.00	-17.36	47.48	3	Horizontal	24	1.77	-	39.33	13.06	43.23
AV	11.9238G	43.20	54.00	-10.80	34.02	3	Horizontal	24	1.77	-	39.35	13.06	43.23

5.925-6.425GHz_802.11be EHT40-BF_Nss1,(MCS0)_2TX

6165MHz_TX

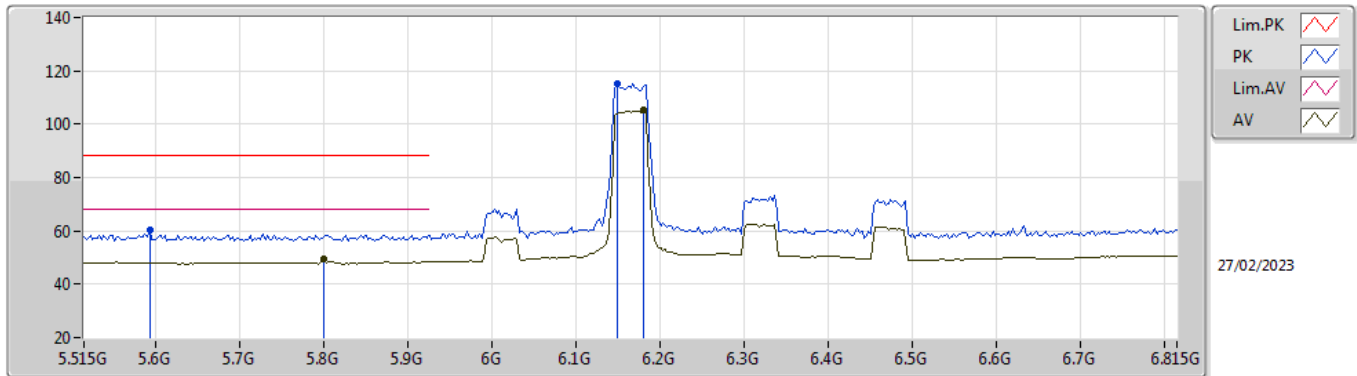


EUT_Z_2TX
 Setting 20
 03-C-R-6-10

Type	Freq (Hz)	Level (dBuV/m)	Limit (dBuV/m)	Margin (dB)	Raw (dBuV)	Dist (m)	Condition	Azimuth (°)	Height (m)	Comment	AF (dB)	CL (dB)	PA (dB)
PK	5.528G	59.29	88.20	-28.91	52.53	3	Vertical	185	1.53	-	34.60	7.03	34.87
RMS	5.8738G	49.62	68.20	-18.58	42.92	3	Vertical	185	1.53	-	34.40	7.24	34.94
PK	6.1806G	119.54	Inf	-Inf	112.06	3	Vertical	185	1.53	-	34.90	7.57	34.99
RMS	6.152G	109.38	Inf	-Inf	101.94	3	Vertical	185	1.53	-	34.90	7.53	34.99

5.925-6.425GHz_802.11be EHT40-BF_Nss1,(MCS0)_2TX

6165MHz_TX

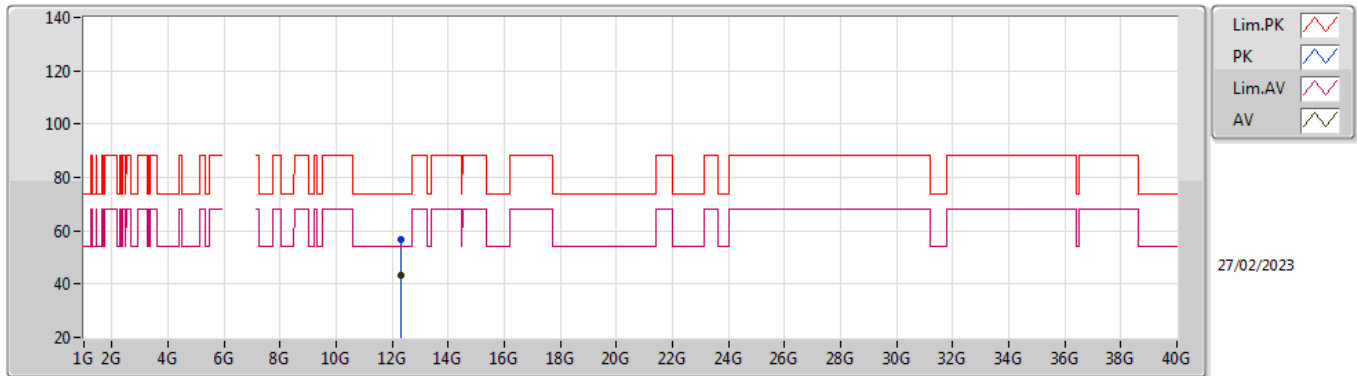


EUT_Z_2TX
Setting 20
03-C-R-6-10

Type	Freq (Hz)	Level (dBuV/m)	Limit (dBuV/m)	Margin (dB)	Raw (dBuV)	Dist (m)	Condition	Azimuth (°)	Height (m)	Comment	AF (dB)	CL (dB)	PA (dB)
PK	5.593G	60.56	88.20	-27.64	53.92	3	Horizontal	311	2.53	-	34.43	7.09	34.88
RMS	5.801G	49.56	68.20	-18.64	42.99	3	Horizontal	311	2.53	-	34.30	7.20	34.93
PK	6.1494G	115.38	Inf	-Inf	107.95	3	Horizontal	311	2.53	-	34.90	7.52	34.99
RMS	6.1806G	105.12	Inf	-Inf	97.64	3	Horizontal	311	2.53	-	34.90	7.57	34.99

5.925-6.425GHz_802.11be EHT40-BF_Nss1,(MCS0)_2TX

6165MHz_TX

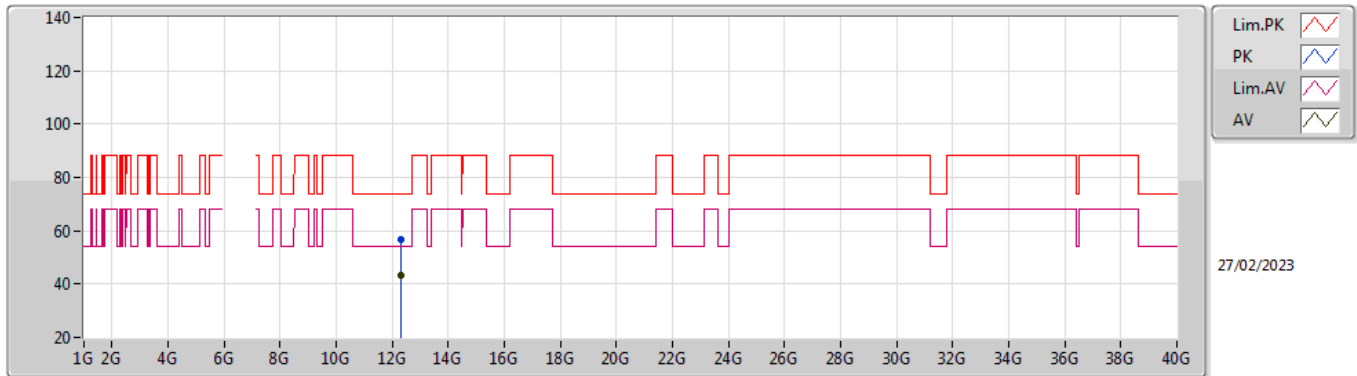


EUT_Z_2TX
 Setting 20
 03-C-R-7

Type	Freq (Hz)	Level (dBuV/m)	Limit (dBuV/m)	Margin (dB)	Raw (dBuV)	Dist (m)	Condition	Azimuth (°)	Height (m)	Comment	AF (dB)	CL (dB)	PA (dB)
PK	12.33436G	56.90	74.00	-17.10	47.90	3	Vertical	122	2.57	-	38.80	13.37	43.17
AV	12.33216G	43.41	54.00	-10.59	34.41	3	Vertical	122	2.57	-	38.80	13.37	43.17

5.925-6.425GHz_802.11be EHT40-BF_Nss1,(MCS0)_2TX

6165MHz_TX

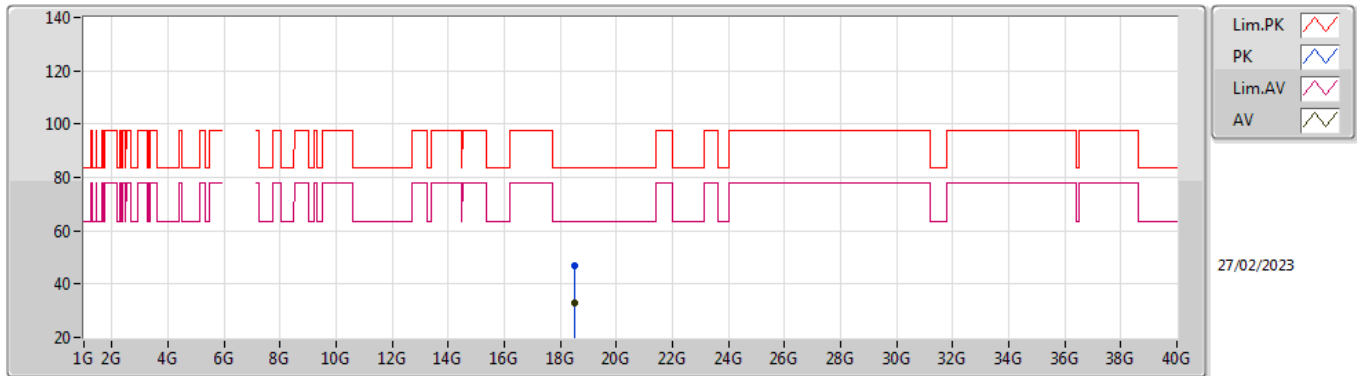


EUT_Z_2TX
 Setting 20
 03-C-R-7

Type	Freq (Hz)	Level (dBuV/m)	Limit (dBuV/m)	Margin (dB)	Raw (dBuV)	Dist (m)	Condition	Azimuth (°)	Height (m)	Comment	AF (dB)	CL (dB)	PA (dB)
PK	12.33292G	56.89	74.00	-17.11	47.89	3	Horizontal	101	2.57	-	38.80	13.37	43.17
AV	12.33536G	43.38	54.00	-10.62	34.38	3	Horizontal	101	2.57	-	38.80	13.37	43.17

5.925-6.425GHz_802.11be EHT40-BF_Nss1,(MCS0)_2TX

6165MHz_TX

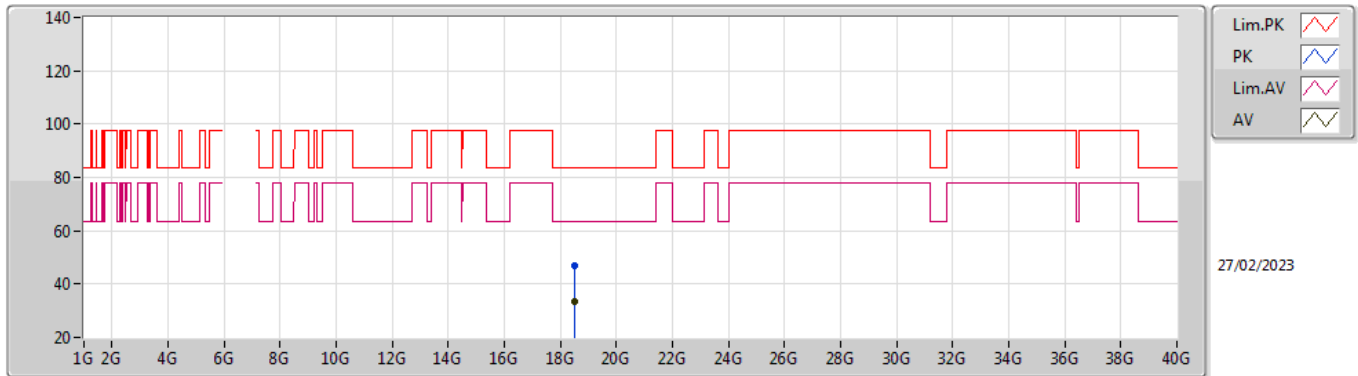


EUT_Z_2TX
 Setting 20
 03-C-R-5

Type	Freq (Hz)	Level (dBuV/m)	Limit (dBuV/m)	Margin (dB)	Raw (dBuV)	Dist (m)	Condition	Azimuth (°)	Height (m)	Comment	AF (dB)	CL (dB)	PA (dB)
PK	18.49192G	46.79	83.54	-36.75	42.84	1	Vertical	35	1.54	-	37.60	16.64	50.29
AV	18.49084G	33.10	63.54	-30.44	29.15	1	Vertical	35	1.54	-	37.60	16.64	50.29

5.925-6.425GHz_802.11be EHT40-BF_Nss1,(MCS0)_2TX

6165MHz_TX

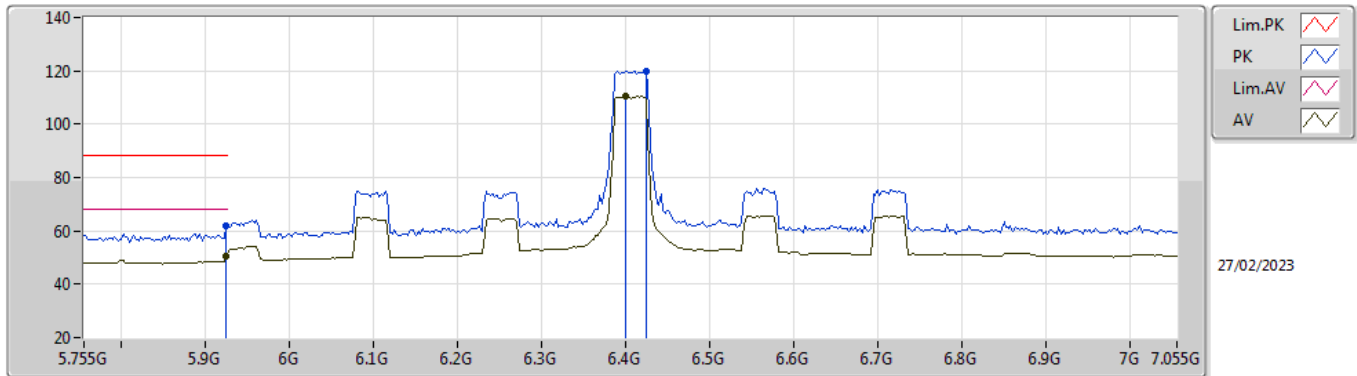


EUT_Z_2TX
 Setting 20
 03-C-R-5

Type	Freq (Hz)	Level (dBuV/m)	Limit (dBuV/m)	Margin (dB)	Raw (dBuV)	Dist (m)	Condition	Azimuth (°)	Height (m)	Comment	AF (dB)	CL (dB)	PA (dB)
PK	18.49056G	46.75	83.54	-36.79	42.80	1	Horizontal	213	1.54	-	37.60	16.64	50.29
AV	18.49058G	33.21	63.54	-30.33	29.26	1	Horizontal	213	1.54	-	37.60	16.64	50.29

5.925-6.425GHz_802.11be EHT40-BF_Nss1,(MCS0)_2TX

6405MHz_TX

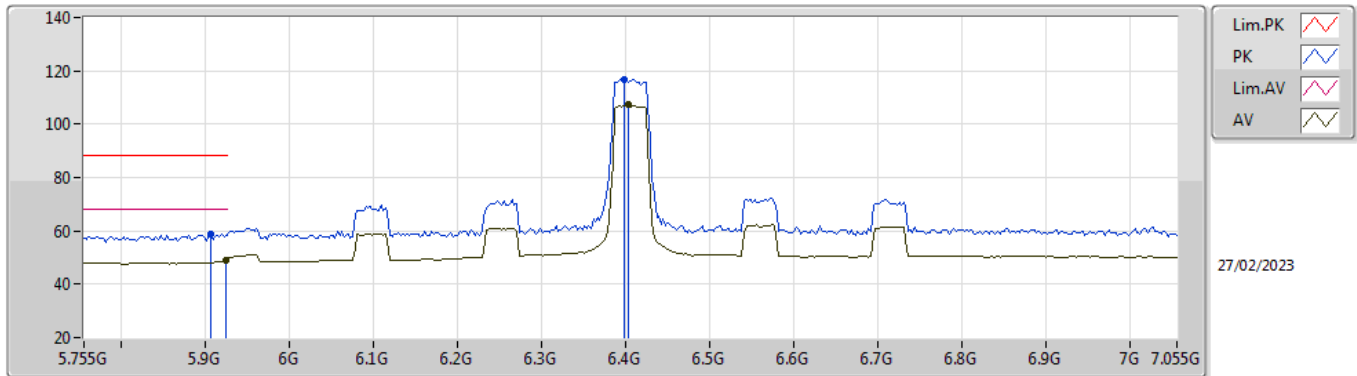


EUT_Z_2TX
Setting 20
03-C-R-6-10

Type	Freq (Hz)	Level (dBuV/m)	Limit (dBuV/m)	Margin (dB)	Raw (dBuV)	Dist (m)	Condition	Azimuth (°)	Height (m)	Comment	AF (dB)	CL (dB)	PA (dB)
PK	5.924G	61.94	88.20	-26.26	55.08	3	Vertical	88	2.53	-	34.55	7.26	34.95
RMS	5.924G	50.74	68.20	-17.46	43.88	3	Vertical	88	2.53	-	34.55	7.26	34.95
PK	6.4232G	119.92	Inf	-Inf	112.62	3	Vertical	88	2.53	-	34.71	7.61	35.02
RMS	6.3998G	110.37	Inf	-Inf	102.99	3	Vertical	88	2.53	-	34.80	7.60	35.02

5.925-6.425GHz_802.11be EHT40-BF_Nss1,(MCS0)_2TX

6405MHz_TX

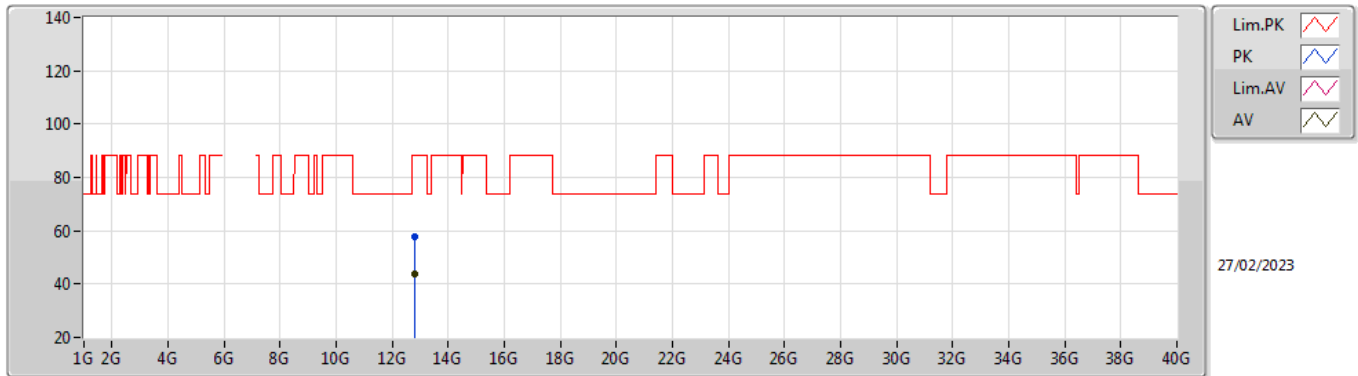


EUT_Z_2TX
 Setting 20
 03-C-R-6-10

Type	Freq (Hz)	Level (dBuV/m)	Limit (dBuV/m)	Margin (dB)	Raw (dBuV)	Dist (m)	Condition	Azimuth (°)	Height (m)	Comment	AF (dB)	CL (dB)	PA (dB)
PK	5.9058G	58.76	88.20	-29.44	51.95	3	Horizontal	311	2.11	-	34.51	7.25	34.95
RMS	5.924G	49.05	68.20	-19.15	42.19	3	Horizontal	311	2.11	-	34.55	7.26	34.95
PK	6.3972G	116.92	Inf	-Inf	109.54	3	Horizontal	311	2.11	-	34.80	7.60	35.02
RMS	6.4024G	107.24	Inf	-Inf	99.87	3	Horizontal	311	2.11	-	34.79	7.60	35.02

5.925-6.425GHz_802.11be EHT40-BF_Nss1,(MCS0)_2TX

6405MHz_TX

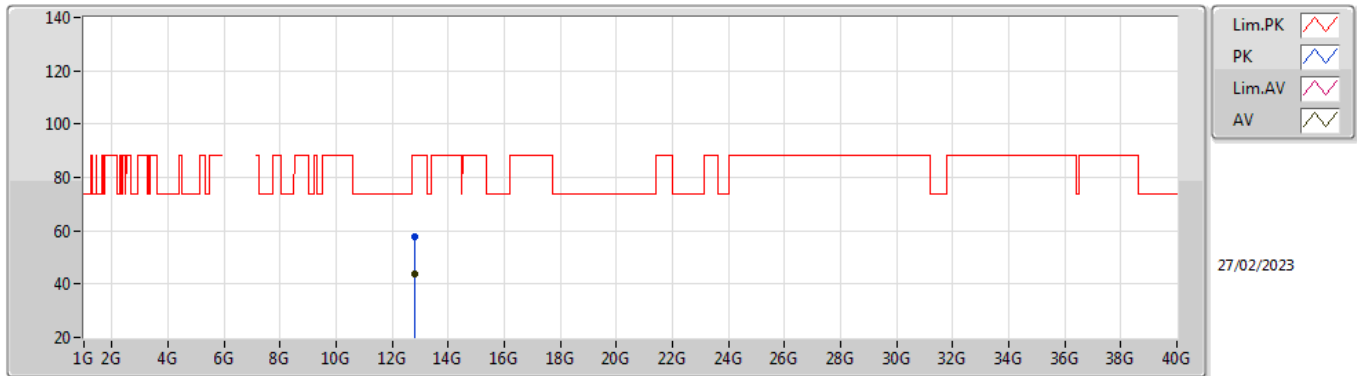


EUT_Z_2TX
 Setting 20
 03-C-R-7

Type	Freq (Hz)	Level (dBuV/m)	Limit (dBuV/m)	Margin (dB)	Raw (dBuV)	Dist (m)	Condition	Azimuth (°)	Height (m)	Comment	AF (dB)	CL (dB)	PA (dB)
PK	12.8144G	57.55	88.20	-30.65	47.51	3	Vertical	122	2.19	-	39.13	13.75	42.84
RMS	12.81432G	43.96	68.20	-24.24	33.92	3	Vertical	122	2.19	-	39.13	13.75	42.84

5.925-6.425GHz_802.11be EHT40-BF_Nss1,(MCS0)_2TX

6405MHz_TX

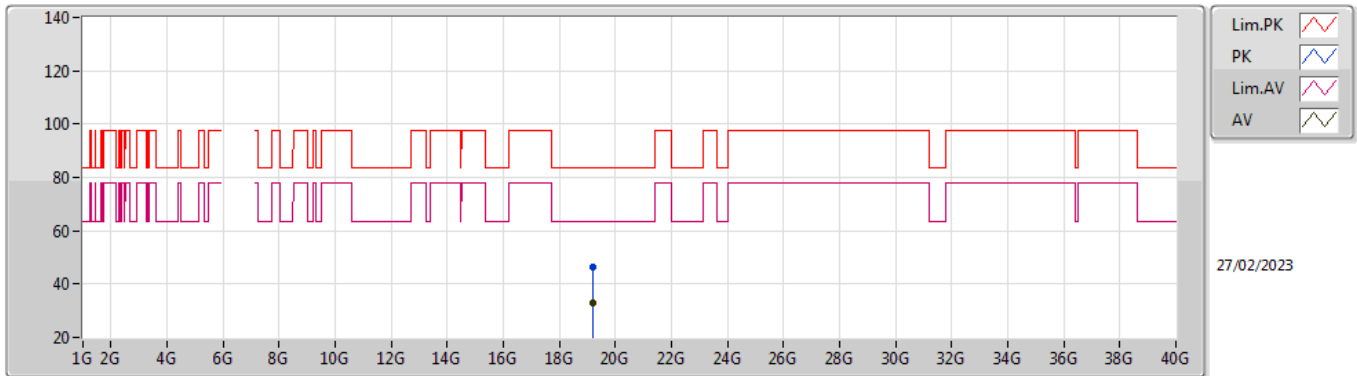


EUT_Z_2TX
 Setting 20
 03-C-R-7

Type	Freq (Hz)	Level (dBuV/m)	Limit (dBuV/m)	Margin (dB)	Raw (dBuV)	Dist (m)	Condition	Azimuth (°)	Height (m)	Comment	AF (dB)	CL (dB)	PA (dB)
PK	12.8192G	57.59	88.20	-30.61	47.52	3	Horizontal	184	1.97	-	39.14	13.76	42.83
RMS	12.81996G	43.89	68.20	-24.31	33.82	3	Horizontal	184	1.97	-	39.14	13.76	42.83

5.925-6.425GHz_802.11be EHT40-BF_Nss1,(MCS0)_2TX

6405MHz_TX

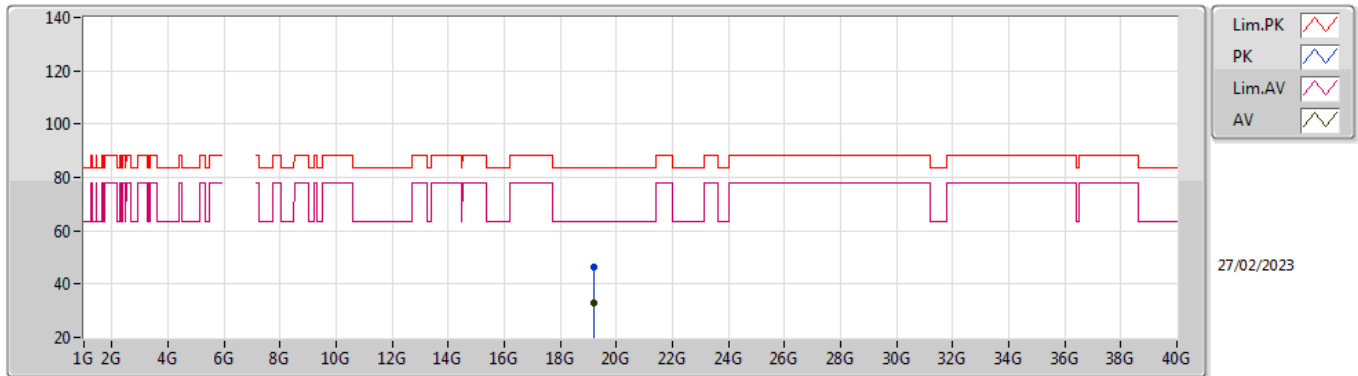


EUT_Z_2TX
 Setting 20
 03-C-R-5

Type	Freq (Hz)	Level (dBuV/m)	Limit (dBuV/m)	Margin (dB)	Raw (dBuV)	Dist (m)	Condition	Azimuth (°)	Height (m)	Comment	AF (dB)	CL (dB)	PA (dB)
PK	19.21632G	46.16	83.54	-37.38	42.69	1	Vertical	83	1.56	-	37.59	16.94	51.06
AV	19.21364G	32.97	63.54	-30.57	29.50	1	Vertical	83	1.56	-	37.59	16.94	51.06

5.925-6.425GHz_802.11be EHT40-BF_Nss1,(MCS0)_2TX

6405MHz_TX

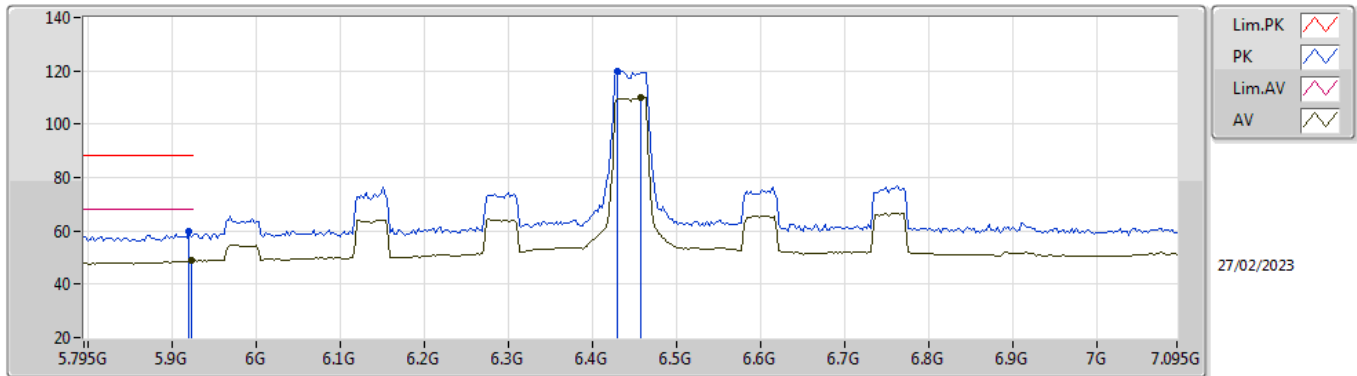


EUT_Z_2TX
 Setting 20
 03-C-R-5

Type	Freq (Hz)	Level (dBuV/m)	Limit (dBuV/m)	Margin (dB)	Raw (dBuV)	Dist (m)	Condition	Azimuth (°)	Height (m)	Comment	AF (dB)	CL (dB)	PA (dB)
PK	19.21718G	46.26	83.54	-37.28	42.79	1	Horizontal	11	1.57	-	37.59	16.94	51.06
AV	19.2102G	33.13	63.54	-30.41	29.66	1	Horizontal	11	1.57	-	37.58	16.94	51.05

6.425-6.525GHz_802.11be EHT40-BF_Nss1,(MCS0)_2TX

6445MHz_TX

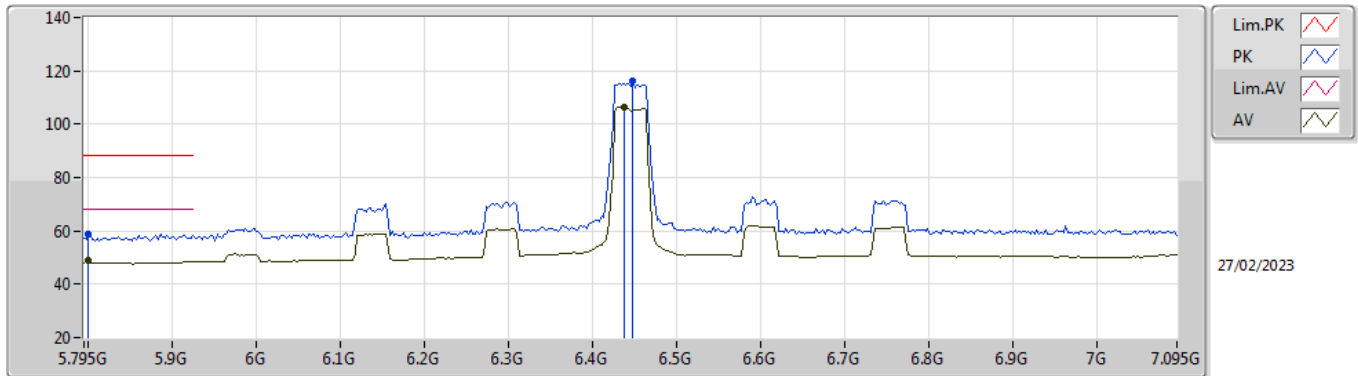


EUT_Z_2TX
 Setting 20
 03-C-R-6-10

Type	Freq (Hz)	Level (dBuV/m)	Limit (dBuV/m)	Margin (dB)	Raw (dBuV)	Dist (m)	Condition	Azimuth (°)	Height (m)	Comment	AF (dB)	CL (dB)	PA (dB)
PK	5.9198G	59.78	88.20	-28.42	52.93	3	Vertical	89	1.98	-	34.54	7.26	34.95
RMS	5.9224G	48.77	68.20	-19.43	41.92	3	Vertical	89	1.98	-	34.54	7.26	34.95
PK	6.4294G	120.03	Inf	-Inf	112.76	3	Vertical	89	1.98	-	34.68	7.61	35.02
RMS	6.458G	109.92	Inf	-Inf	102.71	3	Vertical	89	1.98	-	34.60	7.63	35.02

6.425-6.525GHz_802.11be EHT40-BF_Nss1,(MCS0)_2TX

6445MHz_TX

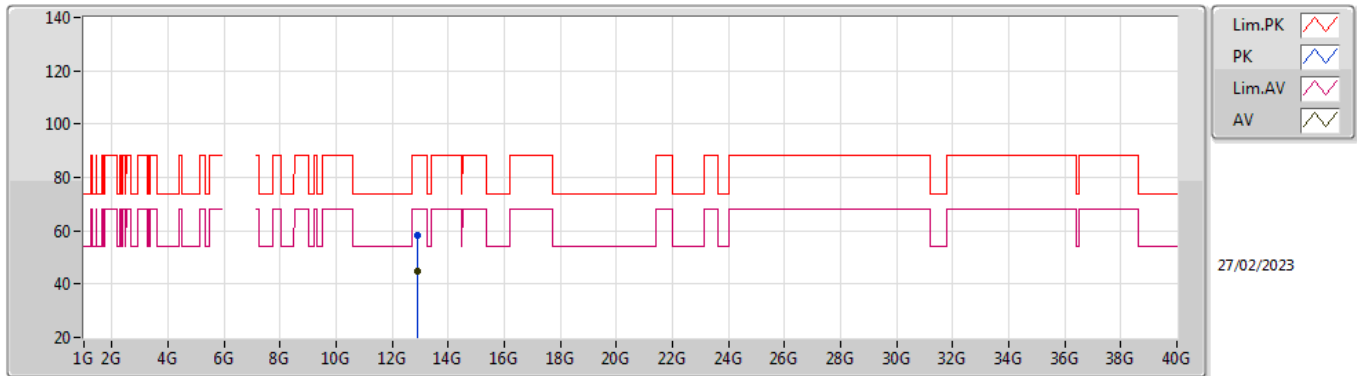


EUT_Z_2TX
Setting 20
03-C-R-6-10

Type	Freq (Hz)	Level (dBuV/m)	Limit (dBuV/m)	Margin (dB)	Raw (dBuV)	Dist (m)	Condition	Azimuth (°)	Height (m)	Comment	AF (dB)	CL (dB)	PA (dB)
PK	5.8002G	59.02	88.20	-29.18	52.45	3	Horizontal	309	2.01	-	34.30	7.20	34.93
RMS	5.8002G	48.83	68.20	-19.37	42.26	3	Horizontal	309	2.01	-	34.30	7.20	34.93
PK	6.4476G	116.08	Inf	-Inf	108.87	3	Horizontal	309	2.01	-	34.61	7.62	35.02
RMS	6.4372G	106.44	Inf	-Inf	99.19	3	Horizontal	309	2.01	-	34.65	7.62	35.02

6.425-6.525GHz_802.11be EHT40-BF_Nss1,(MCS0)_2TX

6445MHz_TX

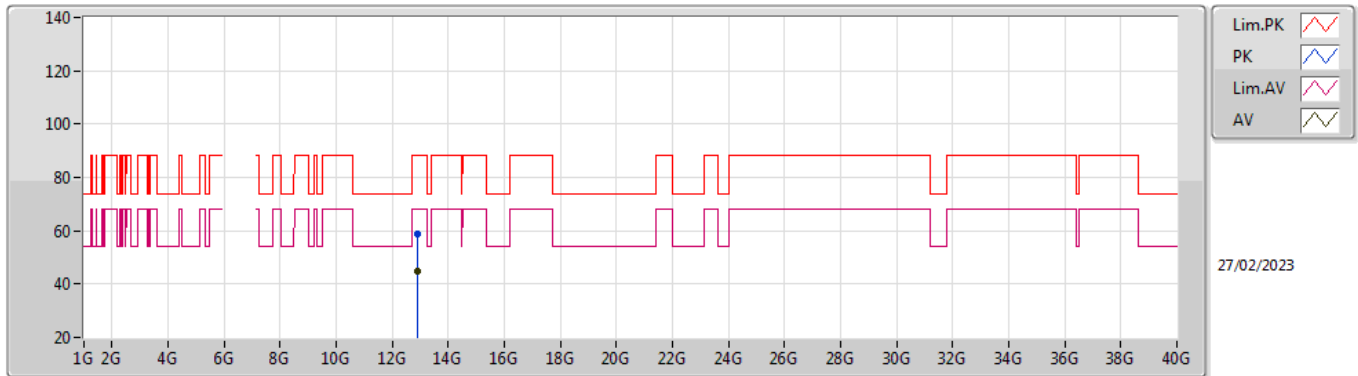


EUT_Z_2TX
 Setting 20
 03-C-R-7

Type	Freq (Hz)	Level (dBuV/m)	Limit (dBuV/m)	Margin (dB)	Raw (dBuV)	Dist (m)	Condition	Azimuth (°)	Height (m)	Comment	AF (dB)	CL (dB)	PA (dB)
PK	12.89456G	58.37	88.20	-29.83	48.02	3	Vertical	71	2.38	-	39.29	13.82	42.76
AV	12.89712G	45.01	68.20	-23.19	34.65	3	Vertical	71	2.38	-	39.29	13.82	42.75

6.425-6.525GHz_802.11be EHT40-BF_Nss1,(MCS0)_2TX

6445MHz_TX

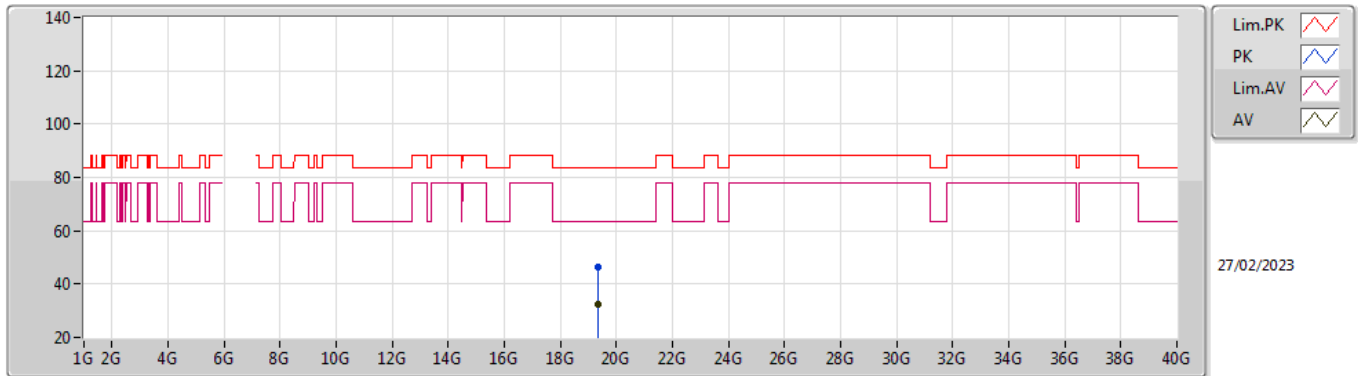


EUT_Z_2TX
 Setting 20
 03-C-R-7

Type	Freq (Hz)	Level (dBuV/m)	Limit (dBuV/m)	Margin (dB)	Raw (dBuV)	Dist (m)	Condition	Azimuth (°)	Height (m)	Comment	AF (dB)	CL (dB)	PA (dB)
PK	12.9G	58.60	88.20	-29.60	48.23	3	Horizontal	289	2.87	-	39.30	13.82	42.75
AV	12.88096G	44.92	68.20	-23.28	34.63	3	Horizontal	289	2.87	-	39.26	13.80	42.77

6.425-6.525GHz_802.11be EHT40-BF_Nss1,(MCS0)_2TX

6445MHz_TX

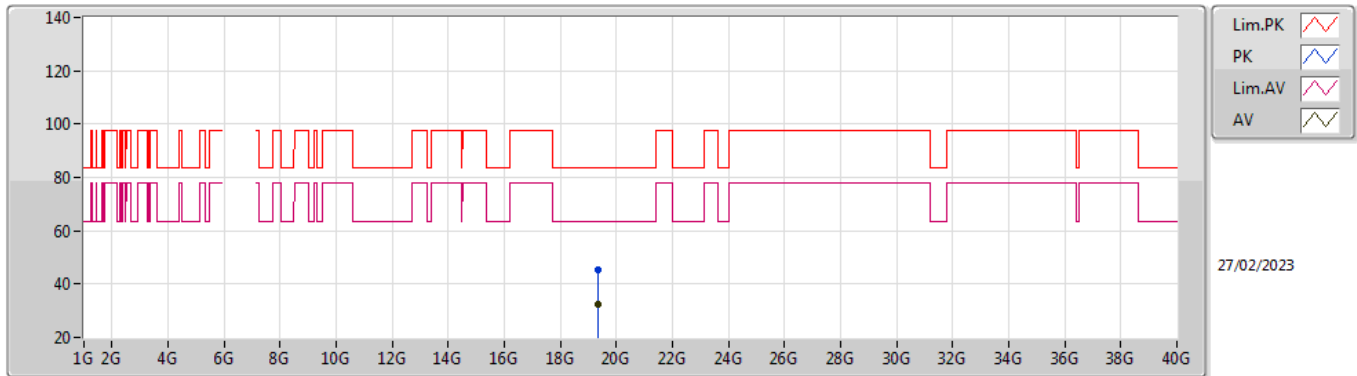


EUT_Z_2TX
 Setting 20
 03-C-R-5

Type	Freq (Hz)	Level (dBuV/m)	Limit (dBuV/m)	Margin (dB)	Raw (dBuV)	Dist (m)	Condition	Azimuth (°)	Height (m)	Comment	AF (dB)	CL (dB)	PA (dB)
PK	19.33446G	46.54	83.54	-37.00	43.12	1	Vertical	188	1.53	-	37.63	16.99	51.20
AV	19.33044G	32.25	63.54	-31.29	28.83	1	Vertical	188	1.53	-	37.63	16.99	51.20

6.425-6.525GHz_802.11be EHT40-BF_Nss1,(MCS0)_2TX

6445MHz_TX

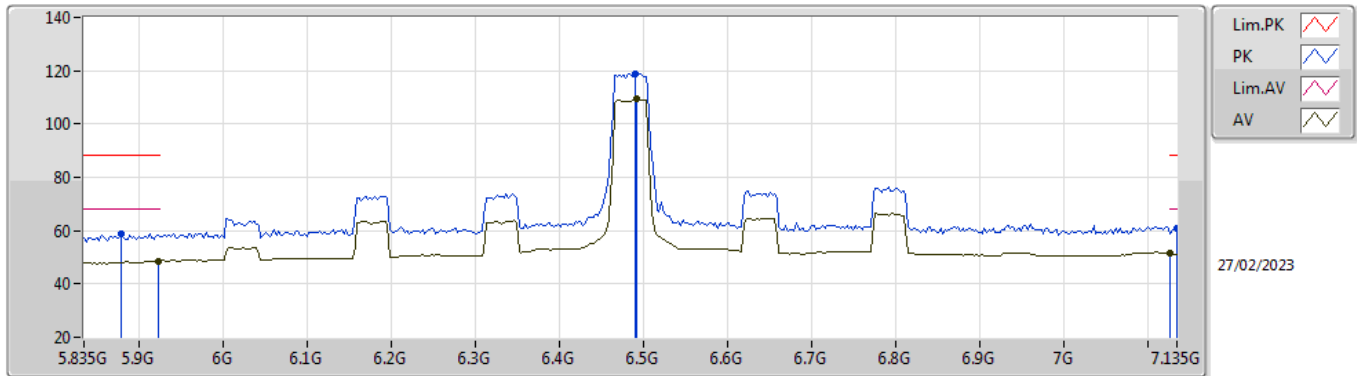


EUT_Z_2TX
 Setting 20
 03-C-R-5

Type	Freq (Hz)	Level (dBuV/m)	Limit (dBuV/m)	Margin (dB)	Raw (dBuV)	Dist (m)	Condition	Azimuth (°)	Height (m)	Comment	AF (dB)	CL (dB)	PA (dB)
PK	19.33132G	45.50	83.54	-38.04	42.08	1	Horizontal	58	1.55	-	37.63	16.99	51.20
AV	19.33096G	32.22	63.54	-31.32	28.80	1	Horizontal	58	1.55	-	37.63	16.99	51.20

6.425-6.525GHz_802.11be EHT40-BF_Nss1,(MCS0)_2TX

6485MHz_TX

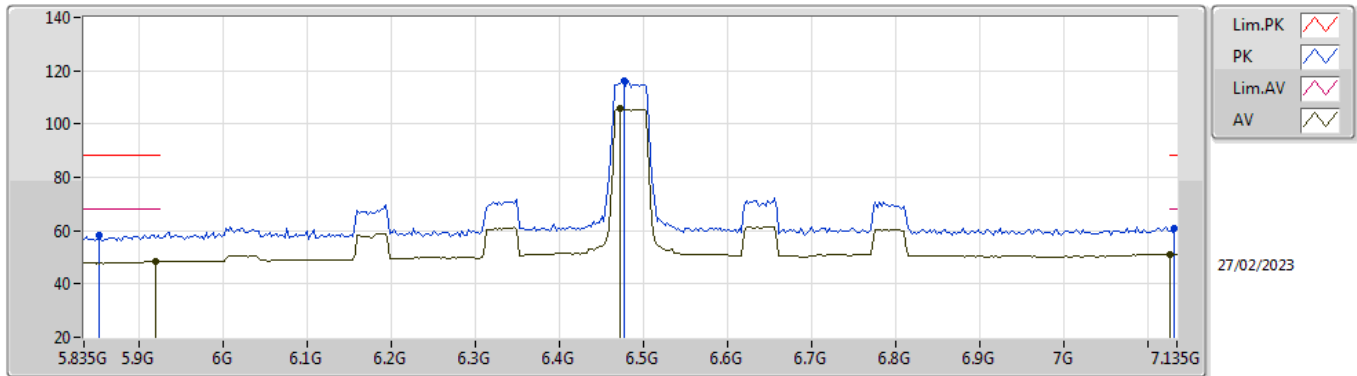


EUT_Z_2TX
Setting 20
03-C-R-6-10

Type	Freq (Hz)	Level (dBuV/m)	Limit (dBuV/m)	Margin (dB)	Raw (dBuV)	Dist (m)	Condition	Azimuth (°)	Height (m)	Comment	AF (dB)	CL (dB)	PA (dB)
PK	5.8792G	58.87	88.20	-29.33	52.15	3	Vertical	88	1.62	-	34.42	7.24	34.94
RMS	5.9234G	48.55	68.20	-19.65	41.69	3	Vertical	88	1.62	-	34.55	7.26	34.95
PK	6.4902G	119.04	Inf	-Inf	111.82	3	Vertical	88	1.62	-	34.60	7.65	35.03
RMS	6.4928G	109.24	Inf	-Inf	102.02	3	Vertical	88	1.62	-	34.60	7.65	35.03
PK	7.135G	60.89	88.20	-27.31	51.41	3	Vertical	88	1.62	-	35.97	8.57	35.06
RMS	7.1272G	51.35	68.20	-16.85	41.91	3	Vertical	88	1.62	-	35.95	8.55	35.06

6.425-6.525GHz_802.11be EHT40-BF_Nss1,(MCS0)_2TX

6485MHz_TX

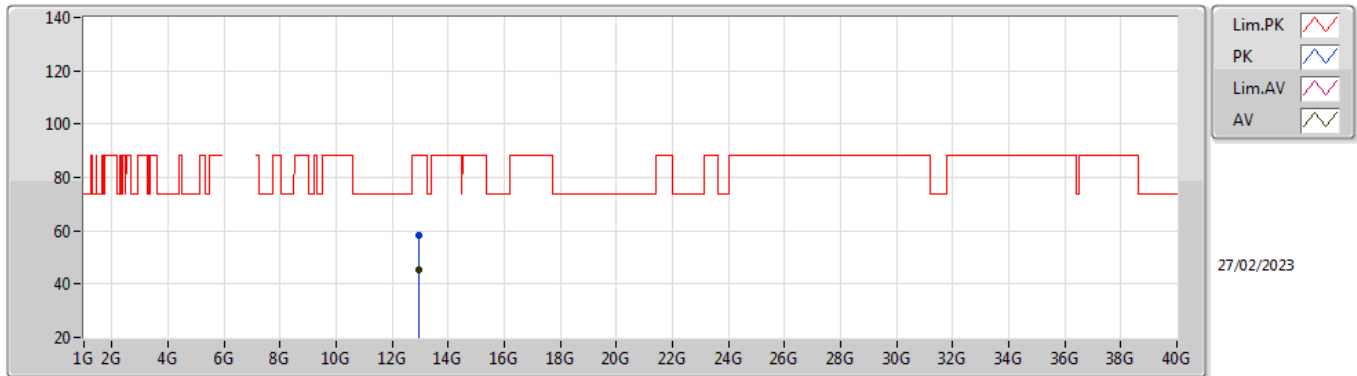


EUT_Z_2TX
Setting 20
03-C-R-6-10

Type	Freq (Hz)	Level (dBuV/m)	Limit (dBuV/m)	Margin (dB)	Raw (dBuV)	Dist (m)	Condition	Azimuth (°)	Height (m)	Comment	AF (dB)	CL (dB)	PA (dB)
PK	5.8532G	58.42	88.20	-29.78	51.82	3	Horizontal	316	2.06	-	34.31	7.23	34.94
AV	5.9208G	48.37	68.20	-19.83	41.52	3	Horizontal	316	2.06	-	34.54	7.26	34.95
PK	6.4772G	116.44	Inf	-Inf	109.23	3	Horizontal	316	2.06	-	34.60	7.64	35.03
AV	6.472G	105.78	Inf	-Inf	98.57	3	Horizontal	316	2.06	-	34.60	7.64	35.03
PK	7.1324G	60.85	88.20	-27.35	51.39	3	Horizontal	316	2.06	-	35.96	8.56	35.06
AV	7.1272G	51.27	68.20	-16.93	41.83	3	Horizontal	316	2.06	-	35.95	8.55	35.06

6.425-6.525GHz_802.11be EHT40-BF_Nss1,(MCS0)_2TX

6485MHz_TX

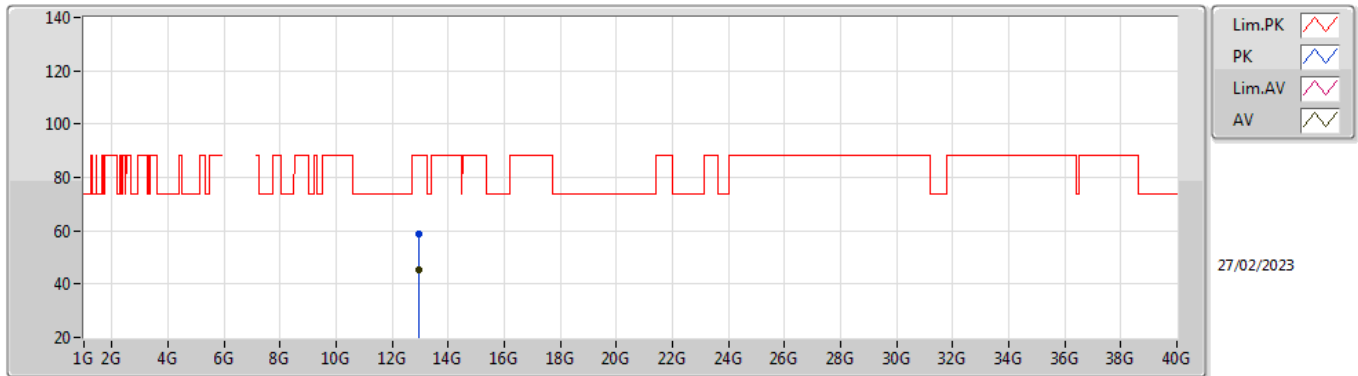


EUT_Z_2TX
 Setting 20
 03-C-R-7

Type	Freq (Hz)	Level (dBuV/m)	Limit (dBuV/m)	Margin (dB)	Raw (dBuV)	Dist (m)	Condition	Azimuth (°)	Height (m)	Comment	AF (dB)	CL (dB)	PA (dB)
PK	12.97492G	58.47	88.20	-29.73	47.82	3	Vertical	30	2.20	-	39.45	13.88	42.68
RMS	12.97396G	45.33	68.20	-22.87	34.68	3	Vertical	30	2.20	-	39.45	13.88	42.68

6.425-6.525GHz_802.11be EHT40-BF_Nss1,(MCS0)_2TX

6485MHz_TX

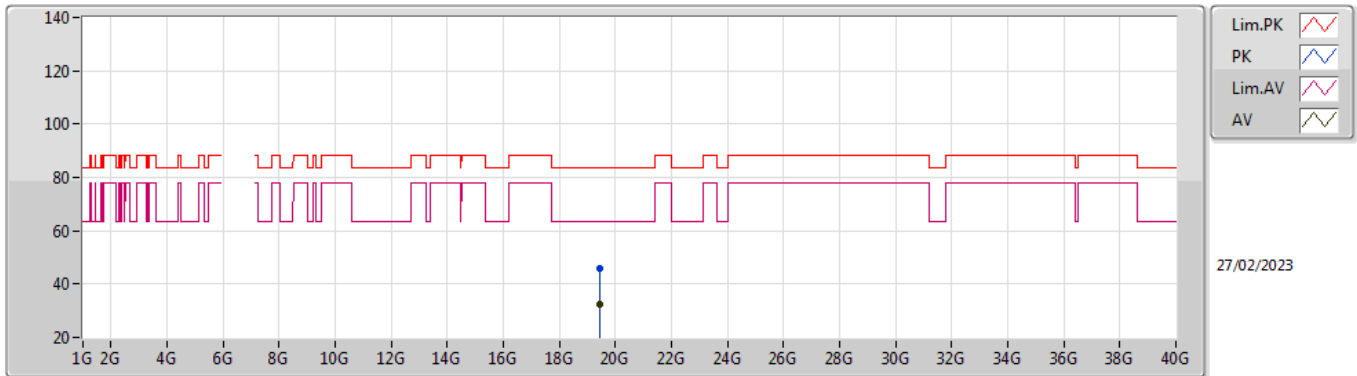


EUT Z_2TX
 Setting 20
 03-C-R-7

Type	Freq (Hz)	Level (dBuV/m)	Limit (dBuV/m)	Margin (dB)	Raw (dBuV)	Dist (m)	Condition	Azimuth (°)	Height (m)	Comment	AF (dB)	CL (dB)	PA (dB)
PK	12.96508G	58.91	88.20	-29.29	48.29	3	Horizontal	114	1.87	-	39.43	13.87	42.68
RMS	12.974G	45.43	68.20	-22.77	34.78	3	Horizontal	114	1.87	-	39.45	13.88	42.68

6.425-6.525GHz_802.11be EHT40-BF_Nss1,(MCS0)_2TX

6485MHz_TX

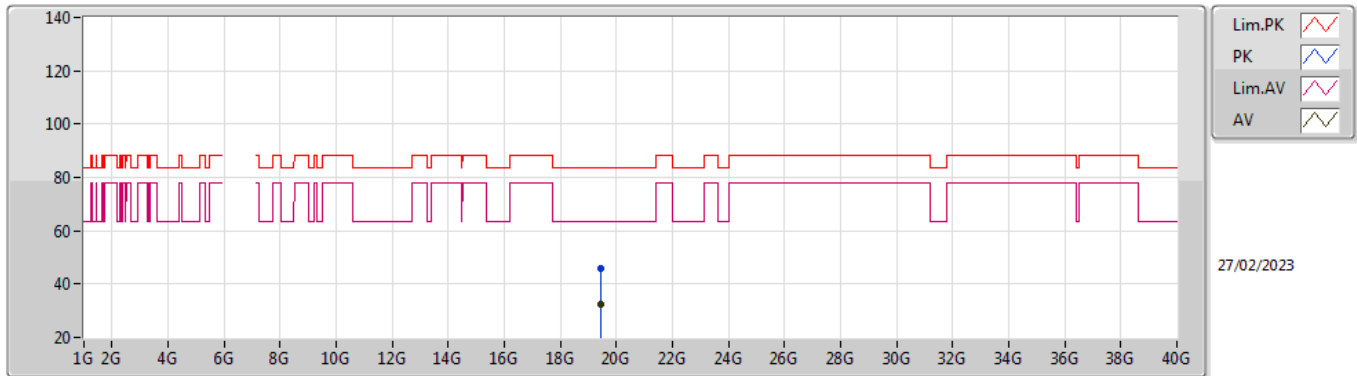


EUT_Z_2TX
 Setting 20
 03-C-R-5

Type	Freq (Hz)	Level (dBuV/m)	Limit (dBuV/m)	Margin (dB)	Raw (dBuV)	Dist (m)	Condition	Azimuth (°)	Height (m)	Comment	AF (dB)	CL (dB)	PA (dB)
PK	19.45814G	45.98	83.54	-37.56	42.61	1	Vertical	148	1.53	-	37.68	17.04	51.35
AV	19.45458G	32.45	63.54	-31.09	29.08	1	Vertical	148	1.53	-	37.68	17.04	51.35

6.425-6.525GHz_802.11be EHT40-BF_Nss1,(MCS0)_2TX

6485MHz_TX

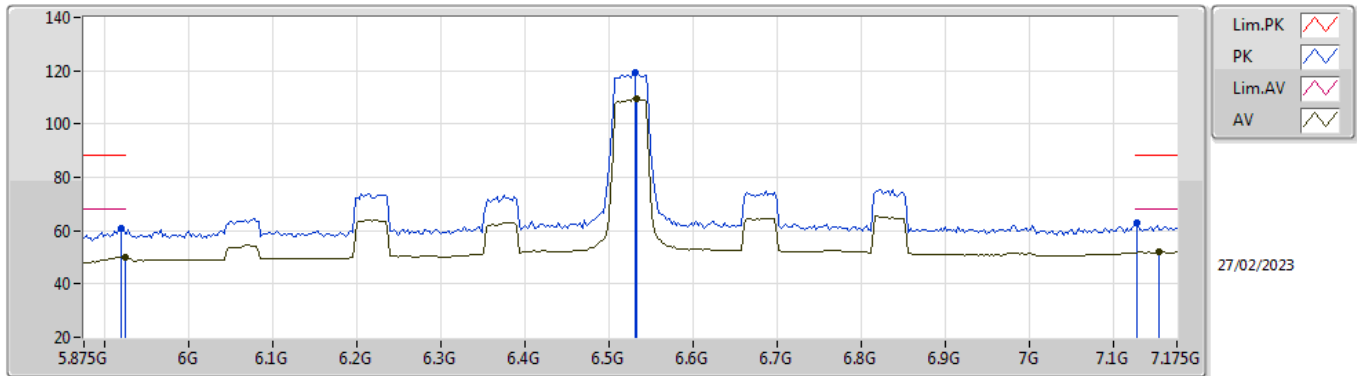


EUT_Z_2TX
 Setting 20
 03-C-R-5

Type	Freq (Hz)	Level (dBuV/m)	Limit (dBuV/m)	Margin (dB)	Raw (dBuV)	Dist (m)	Condition	Azimuth (°)	Height (m)	Comment	AF (dB)	CL (dB)	PA (dB)
PK	19.45166G	45.83	83.54	-37.71	42.45	1	Horizontal	124	1.54	-	37.68	17.04	51.34
AV	19.45172G	32.41	63.54	-31.13	29.03	1	Horizontal	124	1.54	-	37.68	17.04	51.34

6.425-6.525GHz_802.11be EHT40-BF_Nss1,(MCS0)_2TX

6525MHz Straddle 6.425-6.525GHz_TX

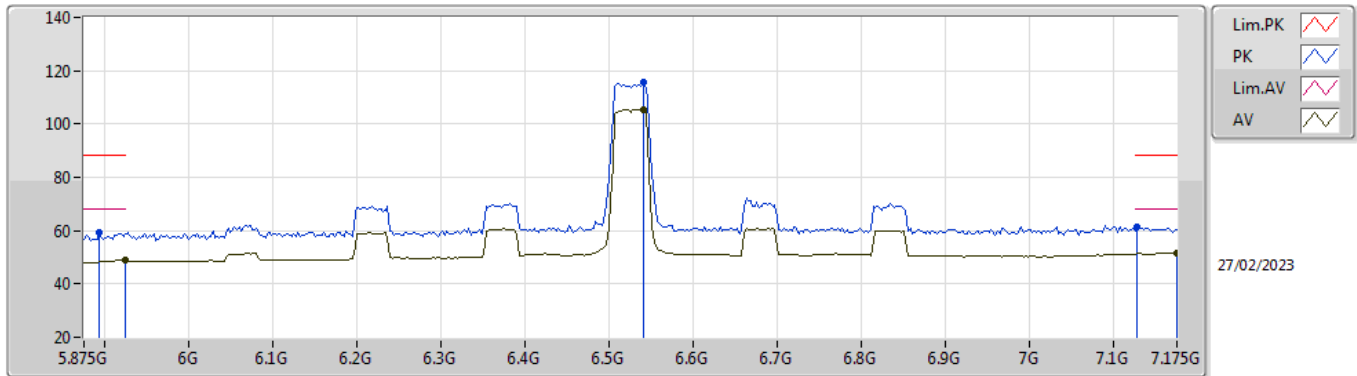


EUT_Z_2TX
 Setting 20
 03-C-R-6-10

Type	Freq (Hz)	Level (dBuV/m)	Limit (dBuV/m)	Margin (dB)	Raw (dBuV)	Dist (m)	Condition	Azimuth (°)	Height (m)	Comment	AF (dB)	CL (dB)	PA (dB)
PK	5.9192G	61.08	88.20	-27.12	54.23	3	Vertical	94	1.80	-	34.54	7.26	34.95
RMS	5.9244G	50.21	68.20	-17.99	43.35	3	Vertical	94	1.80	-	34.55	7.26	34.95
PK	6.5302G	119.14	Inf	-Inf	111.72	3	Vertical	94	1.80	-	34.78	7.67	35.03
RMS	6.5328G	109.60	Inf	-Inf	102.16	3	Vertical	94	1.80	-	34.80	7.67	35.03
PK	7.1282G	62.93	88.20	-25.27	53.47	3	Vertical	94	1.80	-	35.96	8.56	35.06
RMS	7.1542G	52.05	68.20	-16.15	42.48	3	Vertical	94	1.80	-	36.03	8.61	35.07

6.425-6.525GHz_802.11be EHT40-BF_Nss1,(MCS0)_2TX

6525MHz Straddle 6.425-6.525GHz_TX

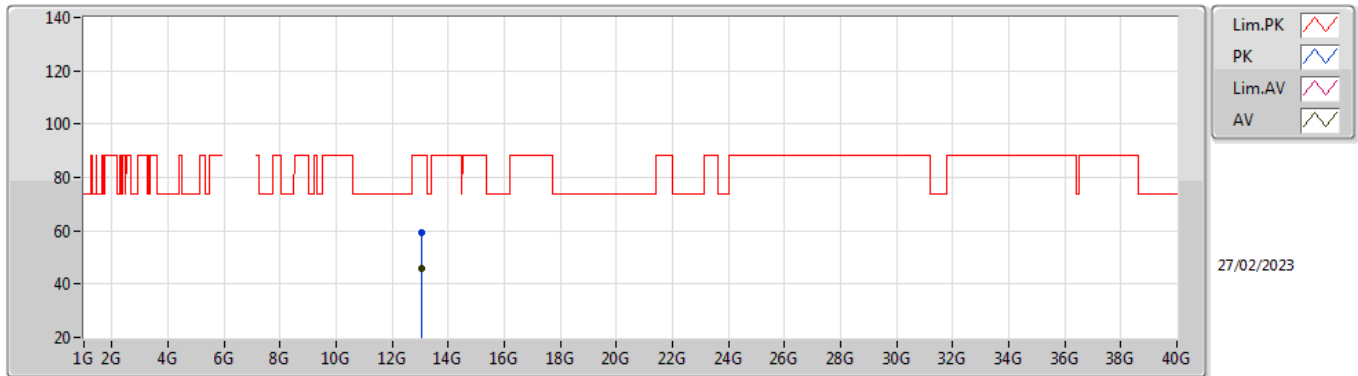


EUT_Z_2TX
 Setting 20
 03-C-R-6-10

Type	Freq (Hz)	Level (dBuV/m)	Limit (dBuV/m)	Margin (dB)	Raw (dBuV)	Dist (m)	Condition	Azimuth (°)	Height (m)	Comment	AF (dB)	CL (dB)	PA (dB)
PK	5.8932G	59.08	88.20	-29.12	52.31	3	Horizontal	308	2.01	-	34.47	7.25	34.95
RMS	5.9244G	48.93	68.20	-19.27	42.07	3	Horizontal	308	2.01	-	34.55	7.26	34.95
PK	6.5406G	115.66	Inf	-Inf	108.18	3	Horizontal	308	2.01	-	34.84	7.67	35.03
RMS	6.5406G	105.45	Inf	-Inf	97.97	3	Horizontal	308	2.01	-	34.84	7.67	35.03
PK	7.1282G	61.41	88.20	-26.79	51.95	3	Horizontal	308	2.01	-	35.96	8.56	35.06
RMS	7.175G	51.74	68.20	-16.46	42.02	3	Horizontal	308	2.01	-	36.15	8.65	35.08

6.425-6.525GHz_802.11be EHT40-BF_Nss1,(MCS0)_2TX

6525MHz Straddle 6.425-6.525GHz_TX

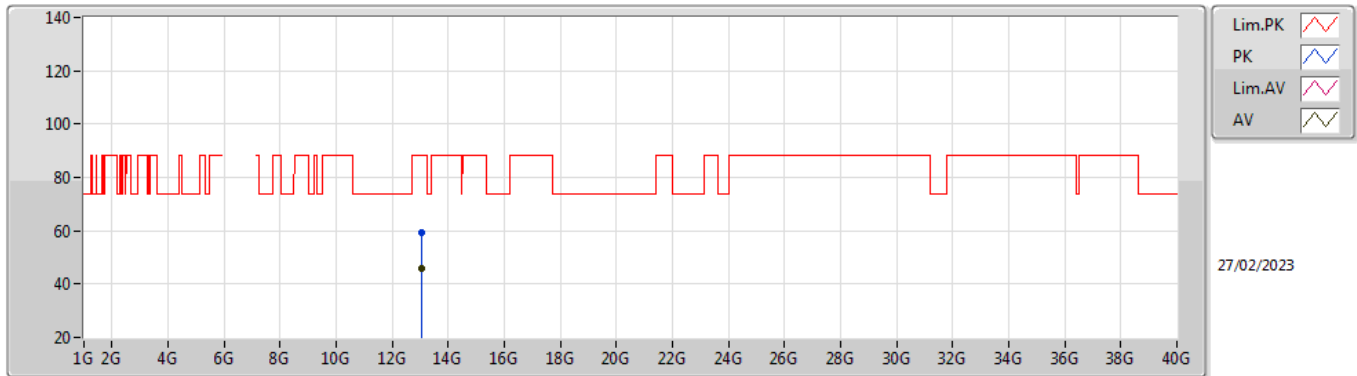


EUT Z_2TX
Setting 20
03-C-R-7

Type	Freq (Hz)	Level (dBuV/m)	Limit (dBuV/m)	Margin (dB)	Raw (dBuV)	Dist (m)	Condition	Azimuth (°)	Height (m)	Comment	AF (dB)	CL (dB)	PA (dB)
PK	13.0468G	59.23	88.20	-28.97	48.36	3	Vertical	208	1.44	-	39.59	13.94	42.66
RMS	13.04124G	45.80	68.20	-22.40	34.95	3	Vertical	208	1.44	-	39.58	13.93	42.66

6.425-6.525GHz_802.11be EHT40-BF_Nss1,(MCS0)_2TX

6525MHz Straddle 6.425-6.525GHz_TX

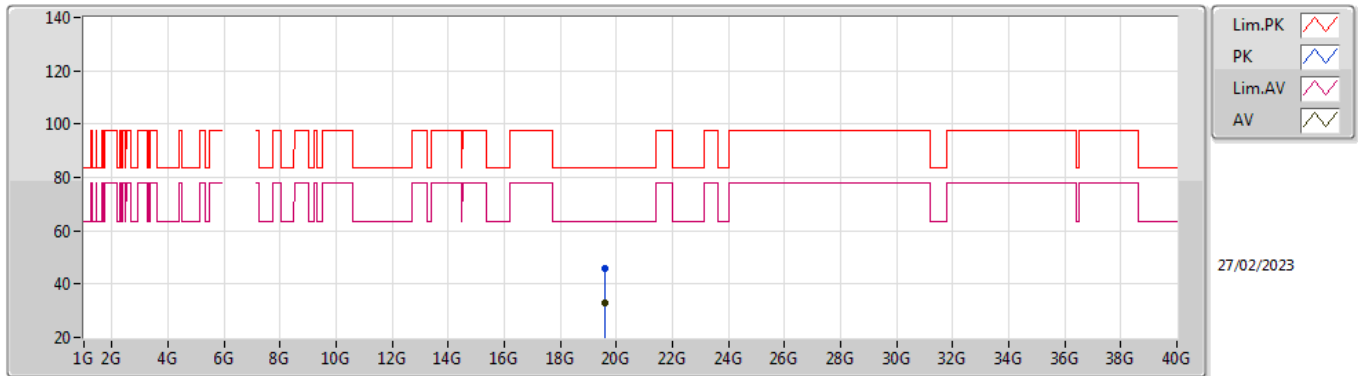


EUT_Z_2TX
 Setting 20
 03-C-R-7

Type	Freq (Hz)	Level (dBuV/m)	Limit (dBuV/m)	Margin (dB)	Raw (dBuV)	Dist (m)	Condition	Azimuth (°)	Height (m)	Comment	AF (dB)	CL (dB)	PA (dB)
PK	13.04664G	59.09	88.20	-29.11	48.22	3	Horizontal	115	1.06	-	39.59	13.94	42.66
RMS	13.05108G	45.89	68.20	-22.31	35.01	3	Horizontal	115	1.06	-	39.60	13.94	42.66

6.425-6.525GHz_802.11be EHT40-BF_Nss1,(MCS0)_2TX

6525MHz Straddle 6.425-6.525GHz_TX

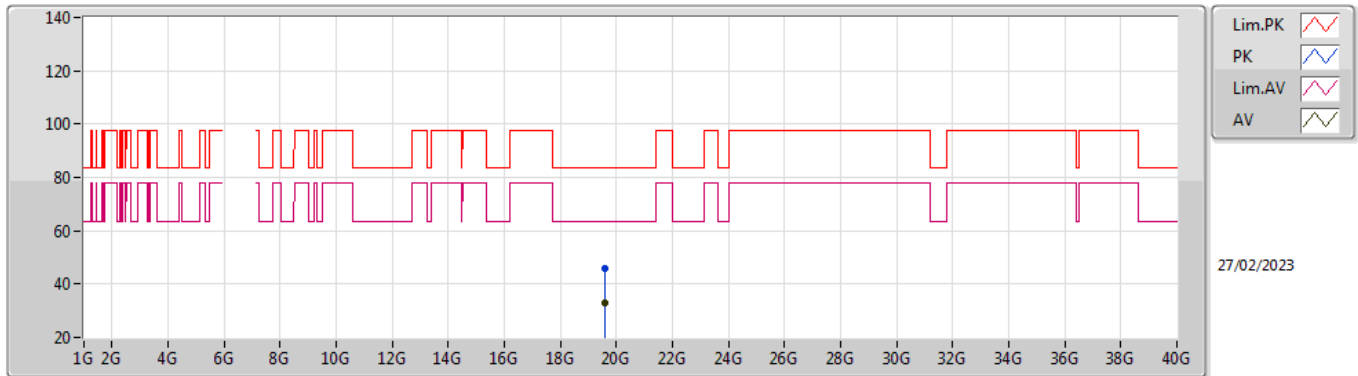


EUT_Z_2TX
 Setting 20
 03-C-R-5

Type	Freq (Hz)	Level (dBuV/m)	Limit (dBuV/m)	Margin (dB)	Raw (dBuV)	Dist (m)	Condition	Azimuth (°)	Height (m)	Comment	AF (dB)	CL (dB)	PA (dB)
PK	19.57482G	45.85	83.54	-37.69	42.56	1	Vertical	195	1.50	-	37.67	17.09	51.47
AV	19.57068G	33.10	63.54	-30.44	29.82	1	Vertical	195	1.50	-	37.67	17.08	51.47

6.425-6.525GHz_802.11be EHT40-BF_Nss1,(MCS0)_2TX

6525MHz Straddle 6.425-6.525GHz_TX

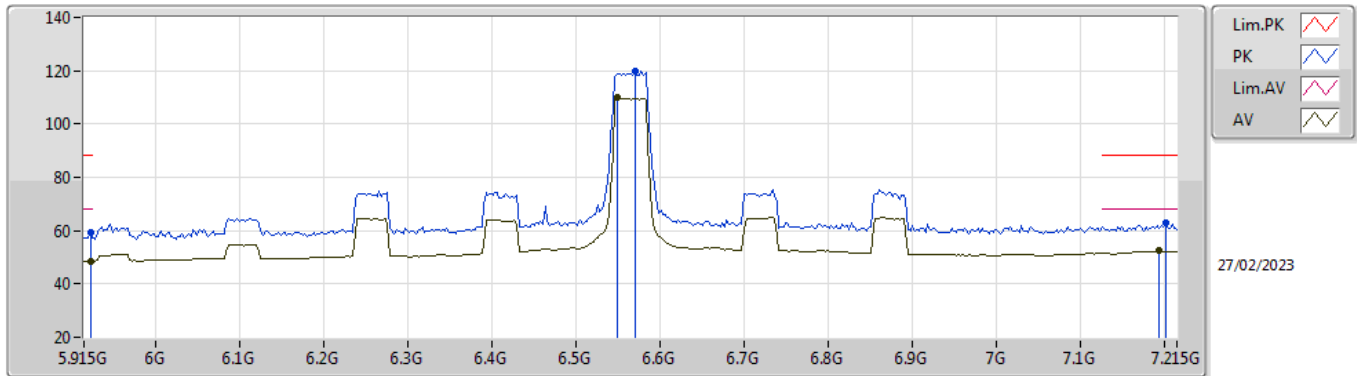


EUT_Z_2TX
 Setting 20
 03-C-R-5

Type	Freq (Hz)	Level (dBuV/m)	Limit (dBuV/m)	Margin (dB)	Raw (dBuV)	Dist (m)	Condition	Azimuth (°)	Height (m)	Comment	AF (dB)	CL (dB)	PA (dB)
PK	19.57848G	46.02	83.54	-37.52	42.74	1	Horizontal	42	1.56	-	37.67	17.09	51.48
AV	19.57702G	32.90	63.54	-30.64	29.62	1	Horizontal	42	1.56	-	37.67	17.09	51.48

6.525-6.875GHz_802.11be EHT40-BF_Nss1,(MCS0)_2TX

6565MHz_TX

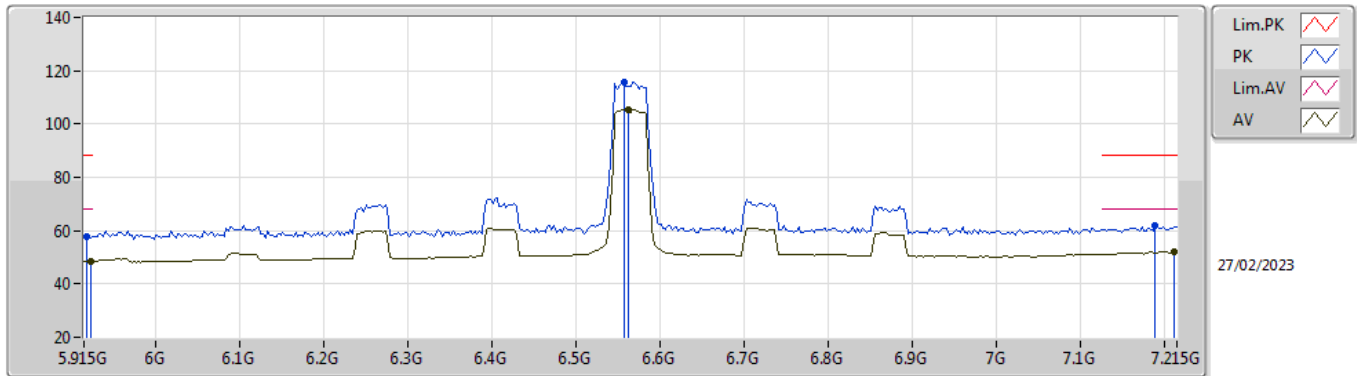


EUT_Z_2TX
 Setting 20
 03-C-R-6-10

Type	Freq (Hz)	Level (dBuV/m)	Limit (dBuV/m)	Margin (dB)	Raw (dBuV)	Dist (m)	Condition	Azimuth (°)	Height (m)	Comment	AF (dB)	CL (dB)	PA (dB)
PK	5.9228G	59.17	88.20	-29.03	52.31	3	Vertical	90	1.91	-	34.55	7.26	34.95
RMS	5.9228G	48.53	68.20	-19.67	41.67	3	Vertical	90	1.91	-	34.55	7.26	34.95
PK	6.5702G	120.07	Inf	-Inf	112.43	3	Vertical	90	1.91	-	34.98	7.69	35.03
RMS	6.5494G	109.75	Inf	-Inf	102.21	3	Vertical	90	1.91	-	34.90	7.67	35.03
PK	7.202G	63.04	88.20	-25.16	53.12	3	Vertical	90	1.91	-	36.31	8.70	35.09
RMS	7.1942G	52.39	68.20	-15.81	42.52	3	Vertical	90	1.91	-	36.27	8.69	35.09

6.525-6.875GHz_802.11be EHT40-BF_Nss1,(MCS0)_2TX

6565MHz_TX

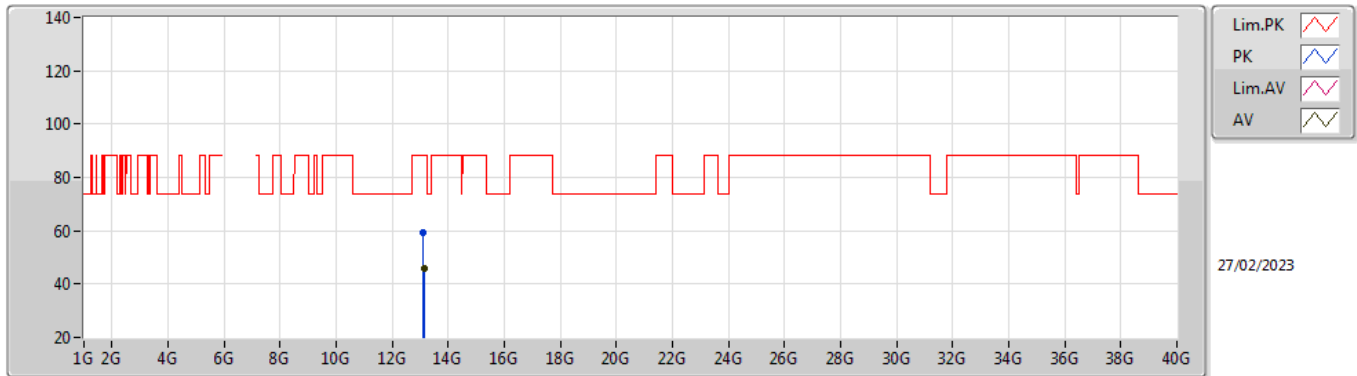


EUT_Z_2TX
Setting 20
03-C-R-6-10

Type	Freq (Hz)	Level (dBuV/m)	Limit (dBuV/m)	Margin (dB)	Raw (dBuV)	Dist (m)	Condition	Azimuth (°)	Height (m)	Comment	AF (dB)	CL (dB)	PA (dB)
PK	5.9176G	57.80	88.20	-30.40	50.95	3	Horizontal	311	2.14	-	34.54	7.26	34.95
RMS	5.9228G	48.33	68.20	-19.87	41.47	3	Horizontal	311	2.14	-	34.55	7.26	34.95
PK	6.5572G	115.65	Inf	-Inf	108.07	3	Horizontal	311	2.14	-	34.93	7.68	35.03
RMS	6.5624G	105.37	Inf	-Inf	97.77	3	Horizontal	311	2.14	-	34.95	7.68	35.03
PK	7.189G	61.97	88.20	-26.23	52.15	3	Horizontal	311	2.14	-	36.23	8.68	35.09
RMS	7.2124G	51.95	68.20	-16.25	41.98	3	Horizontal	311	2.14	-	36.37	8.70	35.10

6.525-6.875GHz_802.11be EHT40-BF_Nss1,(MCS0)_2TX

6565MHz_TX

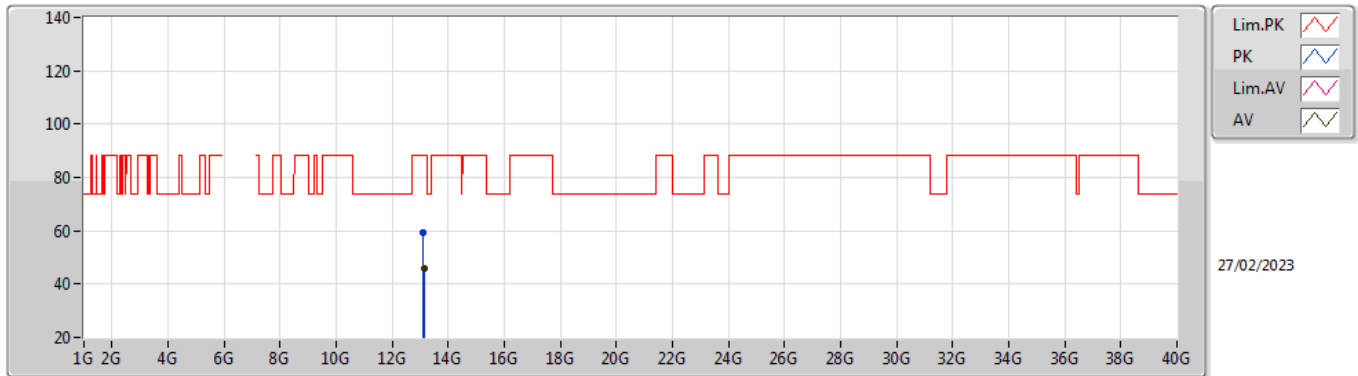


EUT_Z_2TX
 Setting 20
 03-C-R-7

Type	Freq (Hz)	Level (dBuV/m)	Limit (dBuV/m)	Margin (dB)	Raw (dBuV)	Dist (m)	Condition	Azimuth (°)	Height (m)	Comment	AF (dB)	CL (dB)	PA (dB)
PK	13.12076G	59.54	88.20	-28.66	48.50	3	Vertical	180	1.87	-	39.72	14.00	42.68
RMS	13.1302G	45.67	68.20	-22.53	34.62	3	Vertical	180	1.87	-	39.73	14.00	42.68

6.525-6.875GHz_802.11be EHT40-BF_Nss1,(MCS0)_2TX

6565MHz_TX

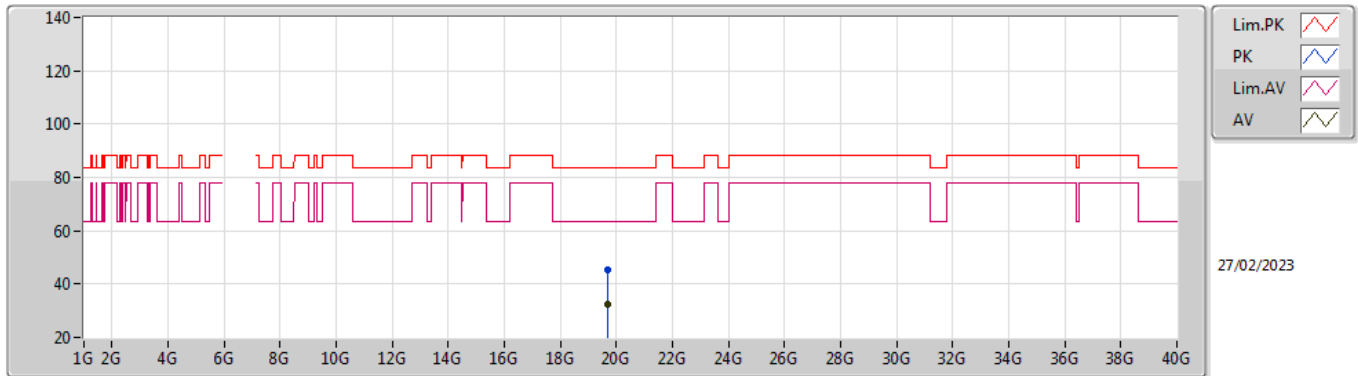


EUT_Z_2TX
 Setting 20
 03-C-R-7

Type	Freq (Hz)	Level (dBuV/m)	Limit (dBuV/m)	Margin (dB)	Raw (dBuV)	Dist (m)	Condition	Azimuth (°)	Height (m)	Comment	AF (dB)	CL (dB)	PA (dB)
PK	13.12208G	59.43	88.20	-28.77	48.39	3	Horizontal	300	2.81	-	39.72	14.00	42.68
RMS	13.1304G	45.64	68.20	-22.56	34.59	3	Horizontal	300	2.81	-	39.73	14.00	42.68

6.525-6.875GHz_802.11be EHT40-BF_Nss1,(MCS0)_2TX

6565MHz_TX

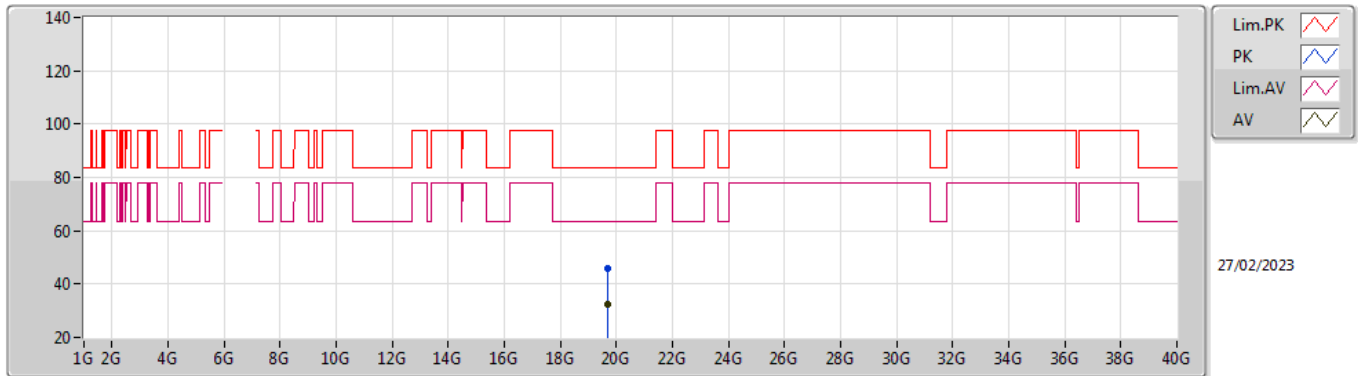


EUT_Z_2TX
 Setting 20
 03-C-R-5

Type	Freq (Hz)	Level (dBuV/m)	Limit (dBuV/m)	Margin (dB)	Raw (dBuV)	Dist (m)	Condition	Azimuth (°)	Height (m)	Comment	AF (dB)	CL (dB)	PA (dB)
PK	19.6988G	45.48	83.54	-38.06	42.32	1	Vertical	48	1.54	-	37.62	17.14	51.60
AV	19.6947G	32.50	63.54	-31.04	29.34	1	Vertical	48	1.54	-	37.62	17.13	51.59

6.525-6.875GHz_802.11be EHT40-BF_Nss1,(MCS0)_2TX

6565MHz_TX

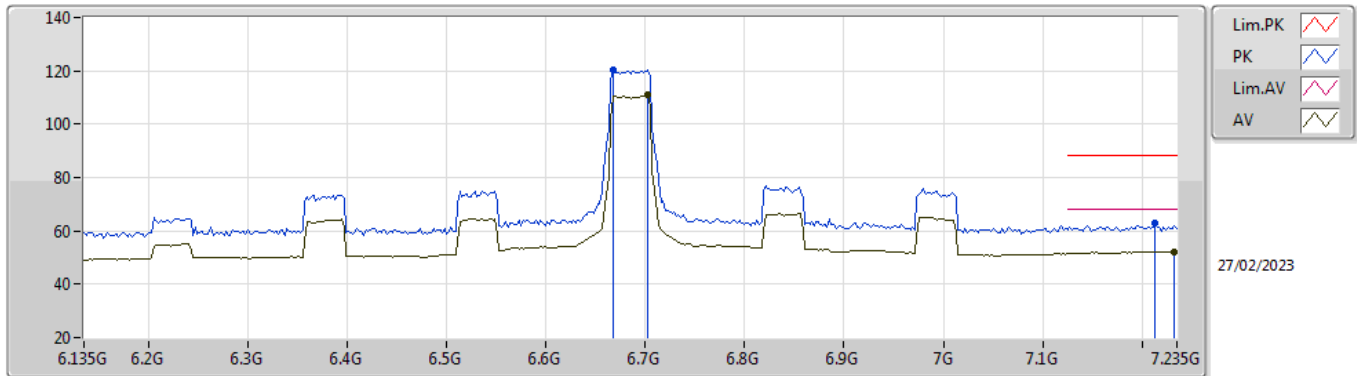


EUT_Z_2TX
Setting 20
03-C-R-5

Type	Freq (Hz)	Level (dBuV/m)	Limit (dBuV/m)	Margin (dB)	Raw (dBuV)	Dist (m)	Condition	Azimuth (°)	Height (m)	Comment	AF (dB)	CL (dB)	PA (dB)
PK	19.69198G	46.04	83.54	-37.50	42.88	1	Horizontal	22	1.57	-	37.62	17.13	51.59
AV	19.69486G	32.41	63.54	-31.13	29.25	1	Horizontal	22	1.57	-	37.62	17.13	51.59

6.525-6.875GHz_802.11be EHT40-BF_Nss1,(MCS0)_2TX

6685MHz_TX

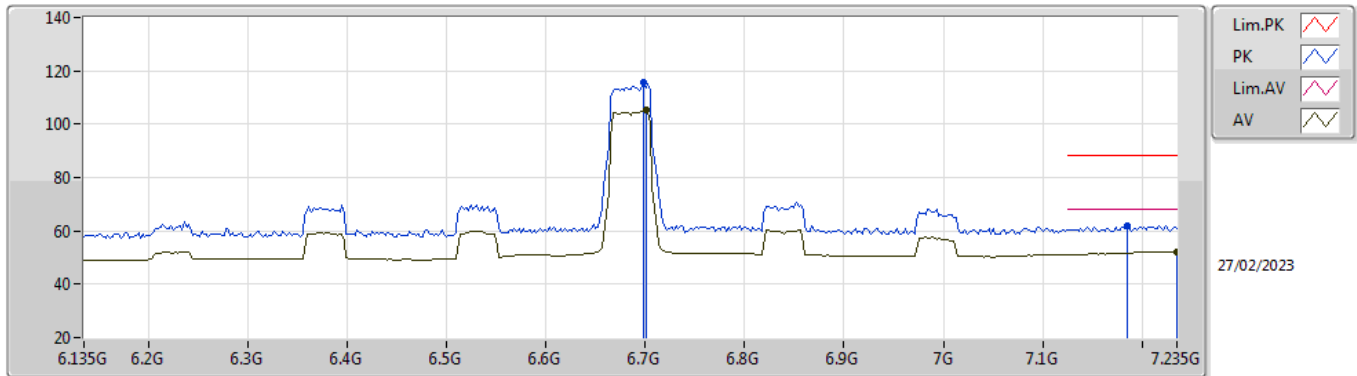


EUT_Z_2TX
Setting 20
03-C-R-6-10

Type	Freq (Hz)	Level (dBuV/m)	Limit (dBuV/m)	Margin (dB)	Raw (dBuV)	Dist (m)	Condition	Azimuth (°)	Height (m)	Comment	AF (dB)	CL (dB)	PA (dB)
PK	6.6674G	120.55	Inf	-Inf	112.47	3	Vertical	355	1.33	-	35.33	7.77	35.02
RMS	6.7026G	110.95	Inf	-Inf	102.76	3	Vertical	355	1.33	-	35.41	7.80	35.02
PK	7.213G	62.71	88.20	-25.49	52.73	3	Vertical	355	1.33	-	36.38	8.70	35.10
RMS	7.2328G	52.12	68.20	-16.08	42.03	3	Vertical	355	1.33	-	36.50	8.70	35.11

6.525-6.875GHz_802.11be EHT40-BF_Nss1,(MCS0)_2TX

6685MHz_TX

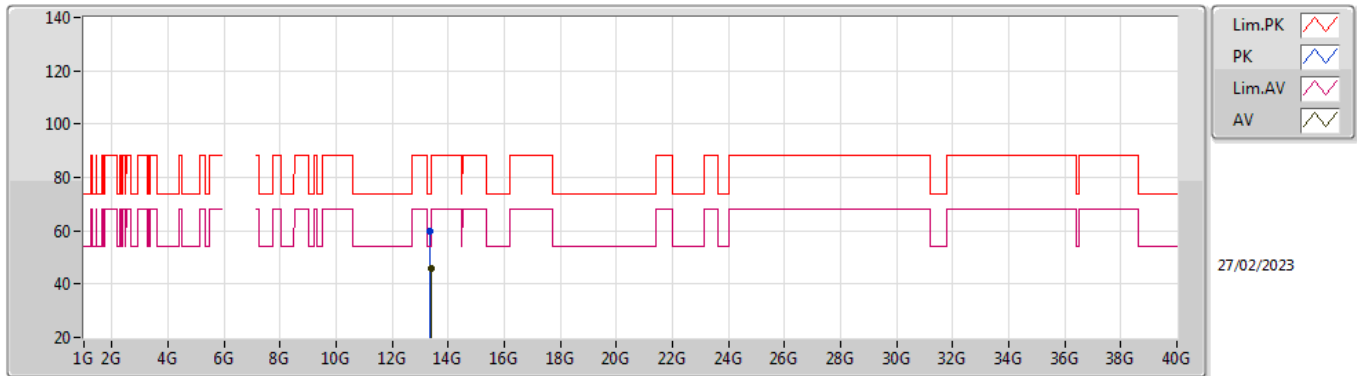


EUT_Z_2TX
 Setting 20
 03-C-R-6-10

Type	Freq (Hz)	Level (dBuV/m)	Limit (dBuV/m)	Margin (dB)	Raw (dBuV)	Dist (m)	Condition	Azimuth (°)	Height (m)	Comment	AF (dB)	CL (dB)	PA (dB)
PK	6.6982G	115.47	Inf	-Inf	107.29	3	Horizontal	317	2.48	-	35.40	7.80	35.02
RMS	6.7004G	105.15	Inf	-Inf	96.97	3	Horizontal	317	2.48	-	35.40	7.80	35.02
PK	7.1844G	61.99	88.20	-26.21	52.19	3	Horizontal	317	2.48	-	36.21	8.67	35.08
RMS	7.235G	52.01	68.20	-16.19	41.91	3	Horizontal	317	2.48	-	36.51	8.70	35.11

6.525-6.875GHz_802.11be EHT40-BF_Nss1,(MCS0)_2TX

6685MHz_TX

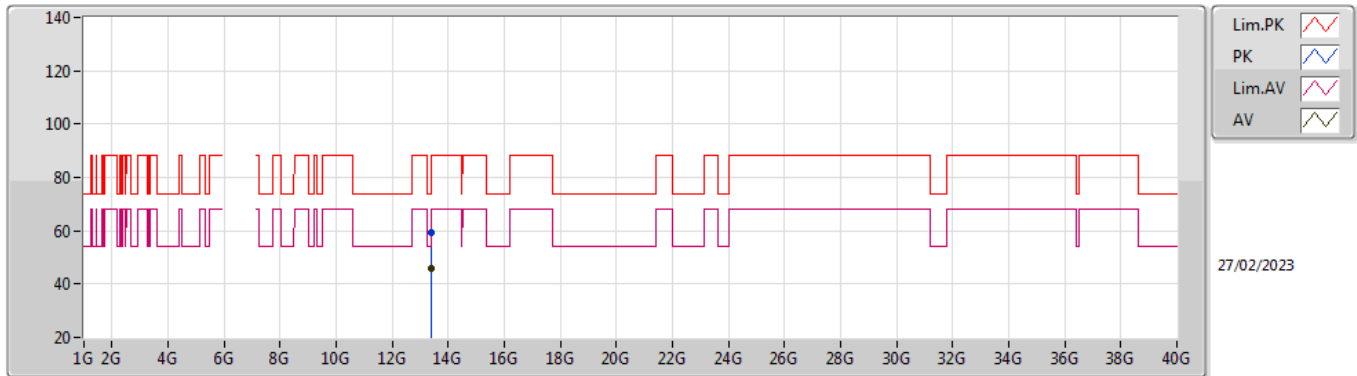


EUT_Z_2TX
 Setting 20
 03-C-R-6

Type	Freq (Hz)	Level (dBuV/m)	Limit (dBuV/m)	Margin (dB)	Raw (dBuV)	Dist (m)	Condition	Azimuth (°)	Height (m)	Comment	AF (dB)	CL (dB)	PA (dB)
PK	13.3684G	60.02	74.00	-13.98	48.39	3	Vertical	2	1.08	-	40.17	14.19	42.73
AV	13.3776G	45.67	54.00	-8.33	34.02	3	Vertical	2	1.08	-	40.18	14.20	42.73

6.525-6.875GHz_802.11be EHT40-BF_Nss1,(MCS0)_2TX

6685MHz_TX

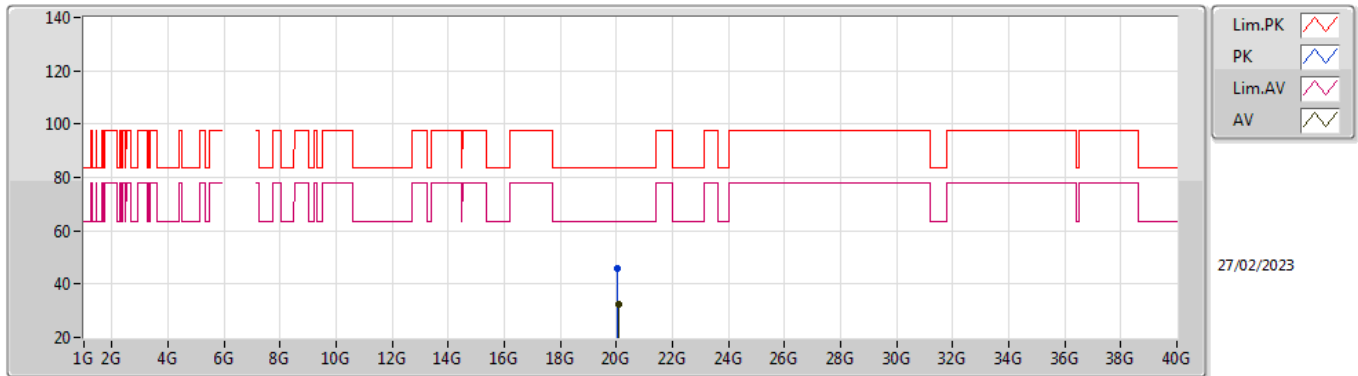


EUT_Z_2TX
 Setting 20
 03-C-R-6

Type	Freq (Hz)	Level (dBuV/m)	Limit (dBuV/m)	Margin (dB)	Raw (dBuV)	Dist (m)	Condition	Azimuth (°)	Height (m)	Comment	AF (dB)	CL (dB)	PA (dB)
PK	13.37436G	59.21	74.00	-14.79	47.57	3	Horizontal	299	1.26	-	40.17	14.20	42.73
AV	13.372G	45.68	54.00	-8.32	34.04	3	Horizontal	299	1.26	-	40.17	14.20	42.73

6.525-6.875GHz_802.11be EHT40-BF_Nss1,(MCS0)_2TX

6685MHz_TX

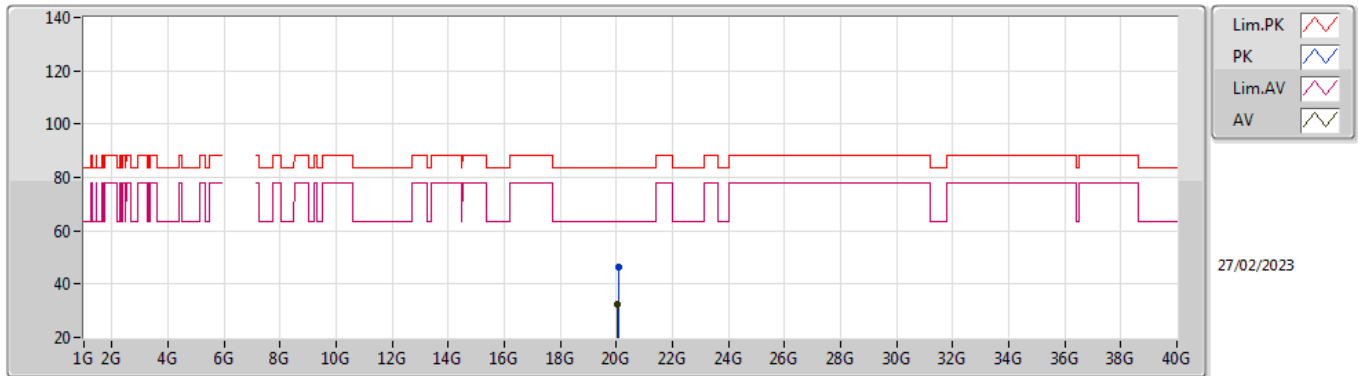


EUT_Z_2TX
 Setting 20
 03-C-R-5

Type	Freq (Hz)	Level (dBuV/m)	Limit (dBuV/m)	Margin (dB)	Raw (dBuV)	Dist (m)	Condition	Azimuth (°)	Height (m)	Comment	AF (dB)	CL (dB)	PA (dB)
PK	20.05654G	45.91	83.54	-37.63	43.09	1	Vertical	299	1.58	-	37.45	17.28	51.91
AV	20.05974G	32.38	63.54	-31.16	29.55	1	Vertical	299	1.58	-	37.45	17.29	51.91

6.525-6.875GHz_802.11be EHT40-BF_Nss1,(MCS0)_2TX

6685MHz_TX

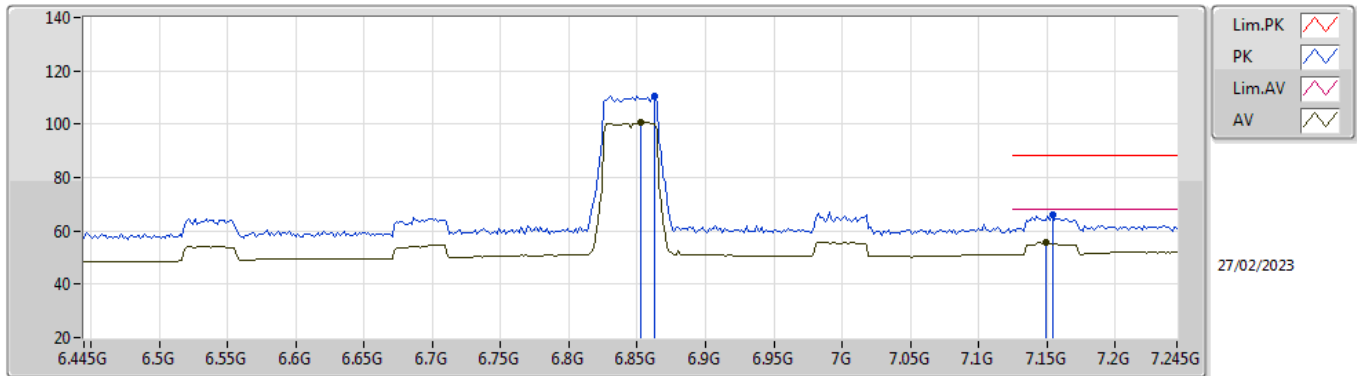


EUT_Z_2TX
 Setting 20
 03-C-R-5

Type	Freq (Hz)	Level (dBuV/m)	Limit (dBuV/m)	Margin (dB)	Raw (dBuV)	Dist (m)	Condition	Azimuth (°)	Height (m)	Comment	AF (dB)	CL (dB)	PA (dB)
PK	20.05972G	46.38	83.54	-37.16	43.55	1	Horizontal	334	1.50	-	37.45	17.29	51.91
AV	20.05654G	32.48	63.54	-31.06	29.66	1	Horizontal	334	1.50	-	37.45	17.28	51.91

6.525-6.875GHz_802.11be EHT40-BF_Nss1,(MCS0)_2TX

6845MHz_TX

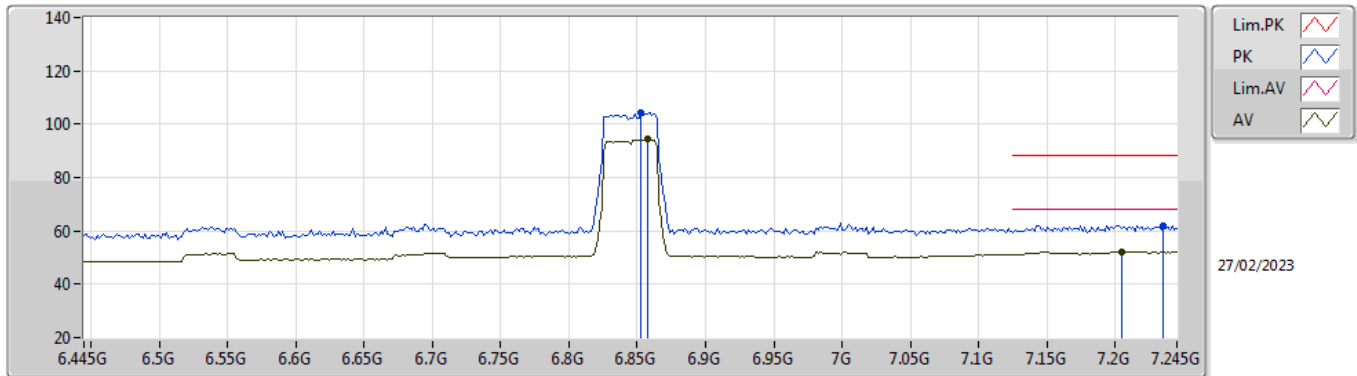


EUT_Z_2TX
 Setting 20
 03-C-R-6-10

Type	Freq (Hz)	Level (dBuV/m)	Limit (dBuV/m)	Margin (dB)	Raw (dBuV)	Dist (m)	Condition	Azimuth (°)	Height (m)	Comment	AF (dB)	CL (dB)	PA (dB)
PK	6.8626G	110.74	Inf	-Inf	102.12	3	Vertical	178	1.78	-	35.60	8.03	35.01
RMS	6.853G	100.59	Inf	-Inf	91.99	3	Vertical	178	1.78	-	35.60	8.01	35.01
PK	7.1538G	66.03	88.20	-22.17	56.47	3	Vertical	178	1.78	-	36.02	8.61	35.07
RMS	7.149G	55.54	68.20	-12.66	46.01	3	Vertical	178	1.78	-	36.00	8.60	35.07

6.525-6.875GHz_802.11be EHT40-BF_Nss1,(MCS0)_2TX

6845MHz_TX

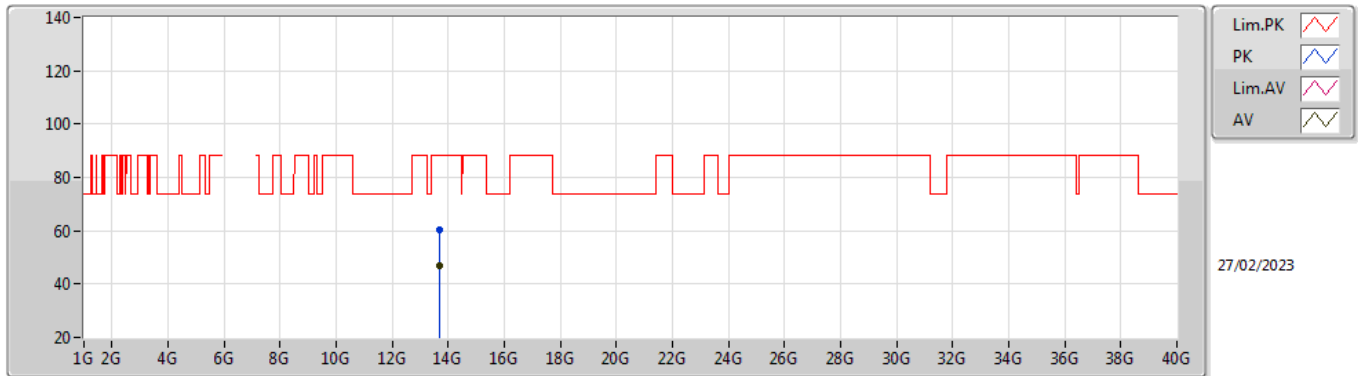


EUT_Z_2TX
Setting 20
03-C-R-6-10

Type	Freq (Hz)	Level (dBuV/m)	Limit (dBuV/m)	Margin (dB)	Raw (dBuV)	Dist (m)	Condition	Azimuth (°)	Height (m)	Comment	AF (dB)	CL (dB)	PA (dB)
PK	6.853G	104.21	Inf	-Inf	95.61	3	Horizontal	290	2.96	-	35.60	8.01	35.01
RMS	6.8578G	94.30	Inf	-Inf	85.69	3	Horizontal	290	2.96	-	35.60	8.02	35.01
PK	7.2354G	62.09	88.20	-26.11	51.99	3	Horizontal	290	2.96	-	36.51	8.70	35.11
RMS	7.205G	51.96	68.20	-16.24	42.02	3	Horizontal	290	2.96	-	36.33	8.70	35.09

6.525-6.875GHz_802.11be EHT40-BF_Nss1,(MCS0)_2TX

6845MHz_TX

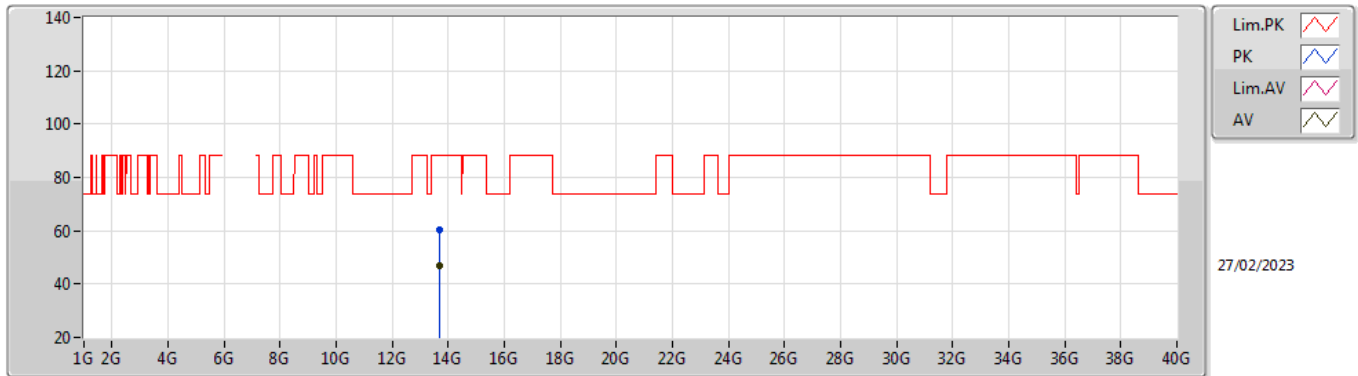


EUT_Z_2TX
 Setting 20
 03-C-R-7

Type	Freq (Hz)	Level (dBuV/m)	Limit (dBuV/m)	Margin (dB)	Raw (dBuV)	Dist (m)	Condition	Azimuth (°)	Height (m)	Comment	AF (dB)	CL (dB)	PA (dB)
PK	13.6894G	60.30	88.20	-27.90	47.92	3	Vertical	97	1.74	-	40.58	14.45	42.65
RMS	13.6802G	46.66	68.20	-21.54	34.31	3	Vertical	97	1.74	-	40.56	14.44	42.65

6.525-6.875GHz_802.11be EHT40-BF_Nss1,(MCS0)_2TX

6845MHz_TX

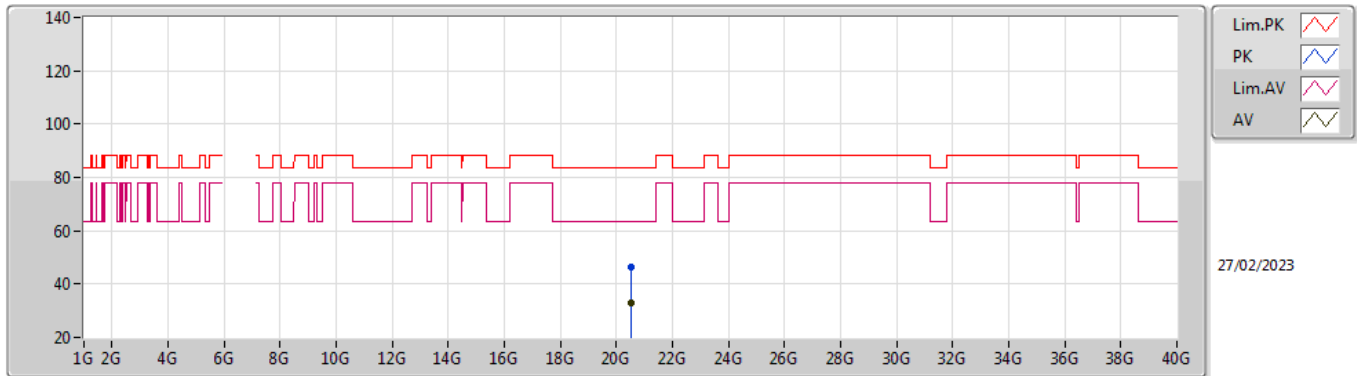


EUT_Z_2TX
 Setting 20
 03-C-R-7

Type	Freq (Hz)	Level (dBuV/m)	Limit (dBuV/m)	Margin (dB)	Raw (dBuV)	Dist (m)	Condition	Azimuth (°)	Height (m)	Comment	AF (dB)	CL (dB)	PA (dB)
PK	13.6936G	60.43	88.20	-27.77	48.03	3	Horizontal	341	1.25	-	40.59	14.45	42.64
AV	13.68304G	46.66	68.20	-21.54	34.29	3	Horizontal	341	1.25	-	40.57	14.45	42.65

6.525-6.875GHz_802.11be EHT40-BF_Nss1,(MCS0)_2TX

6845MHz_TX

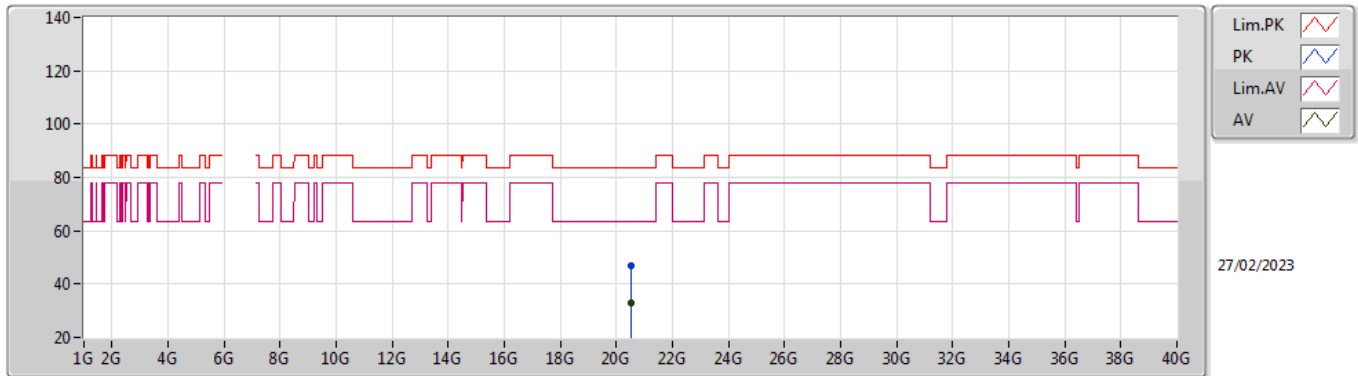


EUT_Z_2TX
 Setting 20
 03-C-R-5

Type	Freq (Hz)	Level (dBuV/m)	Limit (dBuV/m)	Margin (dB)	Raw (dBuV)	Dist (m)	Condition	Azimuth (°)	Height (m)	Comment	AF (dB)	CL (dB)	PA (dB)
PK	20.53634G	46.44	83.54	-37.10	43.25	1	Vertical	43	1.57	-	37.71	17.49	52.01
AV	20.53258G	32.79	63.54	-30.75	29.60	1	Vertical	43	1.57	-	37.71	17.49	52.01

6.525-6.875GHz_802.11be EHT40-BF_Nss1,(MCS0)_2TX

6845MHz_TX

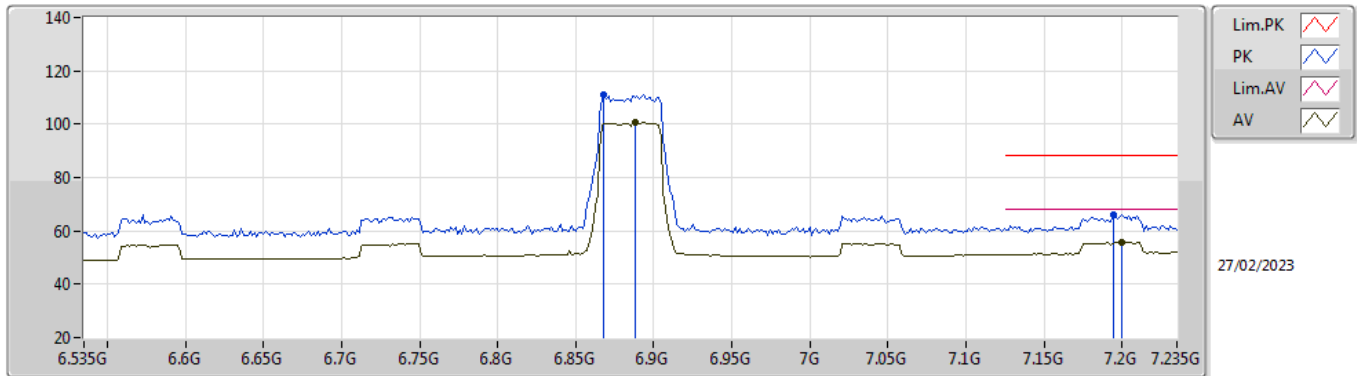


EUT_Z_2TX
 Setting 20
 03-C-R-5

Type	Freq (Hz)	Level (dBuV/m)	Limit (dBuV/m)	Margin (dB)	Raw (dBuV)	Dist (m)	Condition	Azimuth (°)	Height (m)	Comment	AF (dB)	CL (dB)	PA (dB)
PK	20.53584G	47.00	83.54	-36.54	43.81	1	Horizontal	333	1.50	-	37.71	17.49	52.01
AV	20.53912G	32.85	63.54	-30.69	29.65	1	Horizontal	333	1.50	-	37.72	17.49	52.01

6.525-6.875GHz_802.11be EHT40-BF_Nss1,(MCS0)_2TX

6885MHz Straddle 6.525-6.875GHz_TX

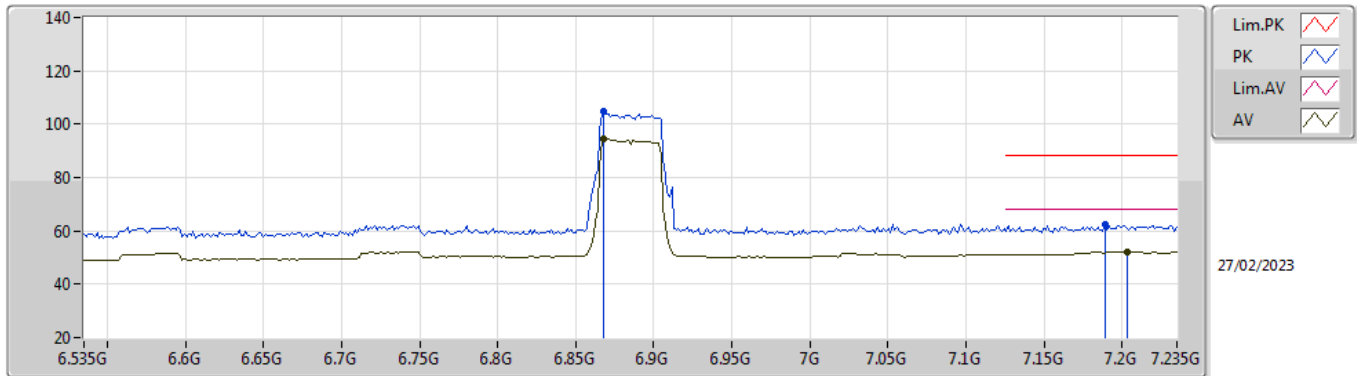


EUT_Z_2TX
Setting 20
03-C-R-6-10

Type	Freq (Hz)	Level (dBuV/m)	Limit (dBuV/m)	Margin (dB)	Raw (dBuV)	Dist (m)	Condition	Azimuth (°)	Height (m)	Comment	AF (dB)	CL (dB)	PA (dB)
PK	6.8682G	110.95	Inf	-Inf	102.32	3	Vertical	178	1.81	-	35.60	8.04	35.01
RMS	6.8878G	100.57	Inf	-Inf	91.90	3	Vertical	178	1.81	-	35.60	8.08	35.01
PK	7.1944G	66.02	88.20	-22.18	56.15	3	Vertical	178	1.81	-	36.27	8.69	35.09
RMS	7.2G	55.84	68.20	-12.36	45.93	3	Vertical	178	1.81	-	36.30	8.70	35.09

6.525-6.875GHz_802.11be EHT40-BF_Nss1,(MCS0)_2TX

6885MHz Straddle 6.525-6.875GHz_TX



EUT_Z_2TX
Setting 20
03-C-R-6-10

Type	Freq (Hz)	Level (dBuV/m)	Limit (dBuV/m)	Margin (dB)	Raw (dBuV)	Dist (m)	Condition	Azimuth (°)	Height (m)	Comment	AF (dB)	CL (dB)	PA (dB)
PK	6.8682G	105.00	Inf	-Inf	96.37	3	Horizontal	334	2.82	-	35.60	8.04	35.01
RMS	6.8682G	94.55	Inf	-Inf	85.92	3	Horizontal	334	2.82	-	35.60	8.04	35.01
PK	7.1888G	62.51	88.20	-25.69	52.69	3	Horizontal	334	2.82	-	36.23	8.68	35.09
RMS	7.2028G	52.21	68.20	-15.99	42.28	3	Horizontal	334	2.82	-	36.32	8.70	35.09