



GALTRONICS

WE'RE MAKING WAVES™

USA Facility

Galtronics USA, Inc.
8930 S. Beck Avenue Suite #103
Tempe, Arizona 85284-2891 USA
Tel: 1-480-496-5100
Fax: 1-480-598-2766

Dipole 6G Band Antenna

**02102475-07691-1,
02102475-07691-2,
02102475-07691-3,
02102475-07691-4**

Engineering Data Sheets

Galtronics Embedded Antenna

8930 S. Beck Avenue Suite #103
Tempe, Arizona 85284-2891 USA
Tel: 1-480-496-5100
Fax: 1-480-598-2766

Revision History (Required)

Revisions	Date	Note
S1	1/11/2022	Initial Draft
S2	9/1/2022	Add -3 & -4 PNs
S3	11/28/2022	Simplified Figures 1 & 6

Disclaimers

The document is proprietary, which may be changed without notice. Please communicate with Galtronics sale team to verify before finalizing your product design.

Contents

1. Galtronics Dipole 6GHz Band WiFi Antenna	4
2. Features	4
3. Specifications and Interface	4
4. Return Loss	5
5. Gain Data	5
6. Measurement Coordinate System	6
7. Radiation Pattern	7
8. Antenna Dimensions.....	9

Figures

Figure 1 Galtronics 02102475-07691-1, -2, -3, -4 WiFi Antenna.....	1
Figure 2 Return Loss.....	5
Figure 3 Mesurement Orientation	6
Figure 4 Radiation Patterns in 6GHz band	7
Figure 5 Antenna Dimensions	9

1. Galtronics Dipole 6GHz Band WiFi Antenna

The Galtronics 02102475-07691-1, -2, -3, -4 antennas are Dipole 6GHz Band WiFi antenna that operates in 5925-7125MHz bands. It provides high efficient radiation with good cost benefit.

2. Features

- Operates in 5925-7125MHz bands
- U.FL connector interface

3. Specifications and Interface

Standard	WiFi
Frequency Range	5925-7125MHz
Peak Gain	3.4dBi
VSWR	1.5:1
Feed Impedance	50Ω
Power Handling	30dBm
Interface	U.FL
Antenna Dimensions	11.8 mm x 21 mm x 0.6 mm
Temperature range	Operating: -20° C to +60° C (-4° F to +140° F) Storage: -20° C to +60° C (-4° F to +140° F)
Humidity Range	Operating: 10% to 85% non-condensing Storage: 5% to 90% non-condensing

4. Return Loss

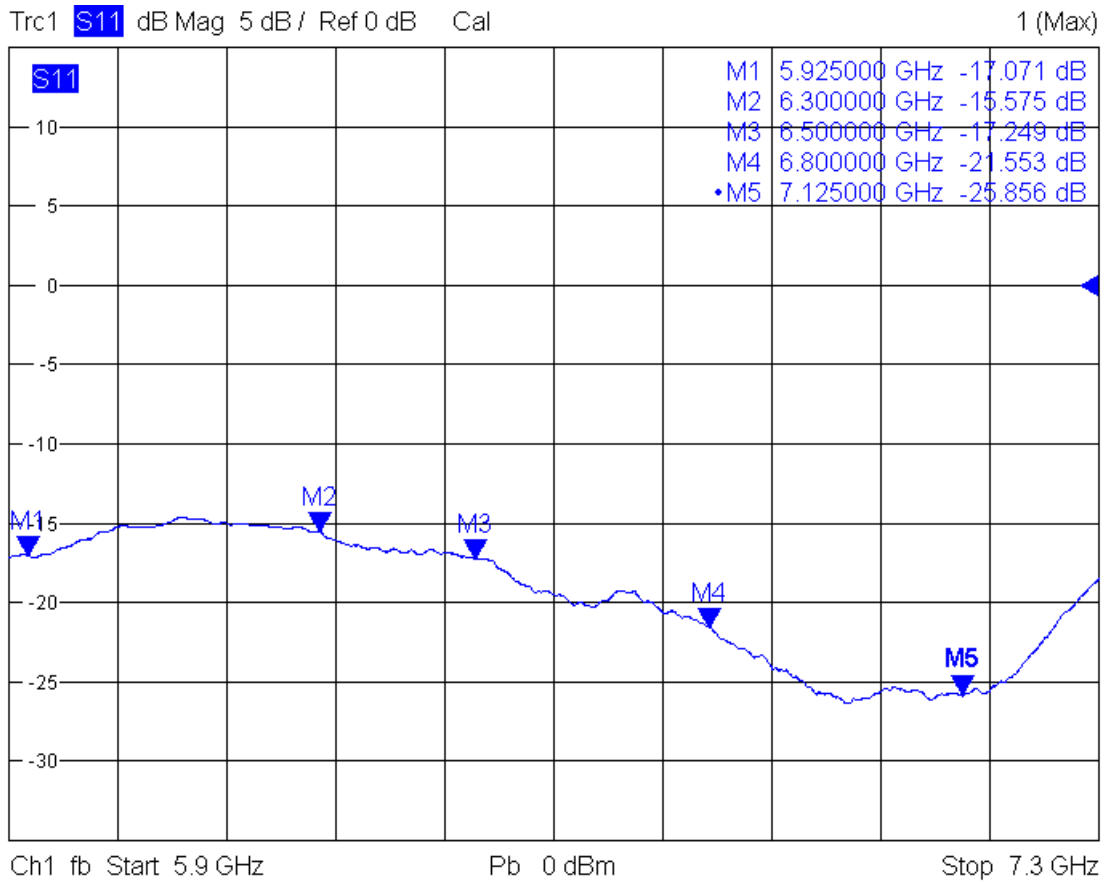
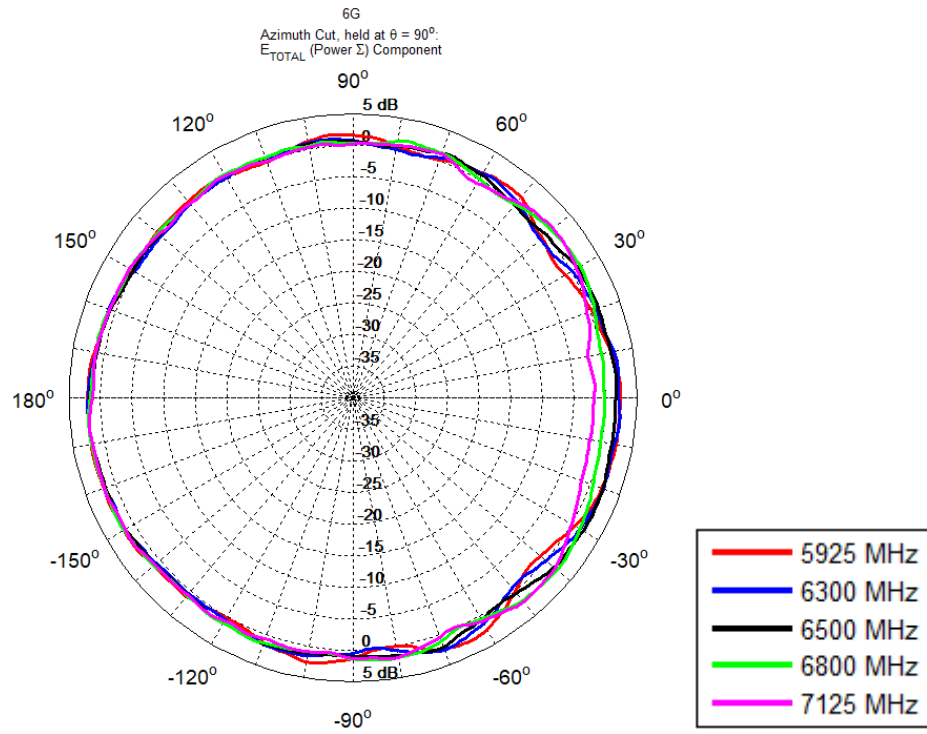


Figure 2 Return Loss

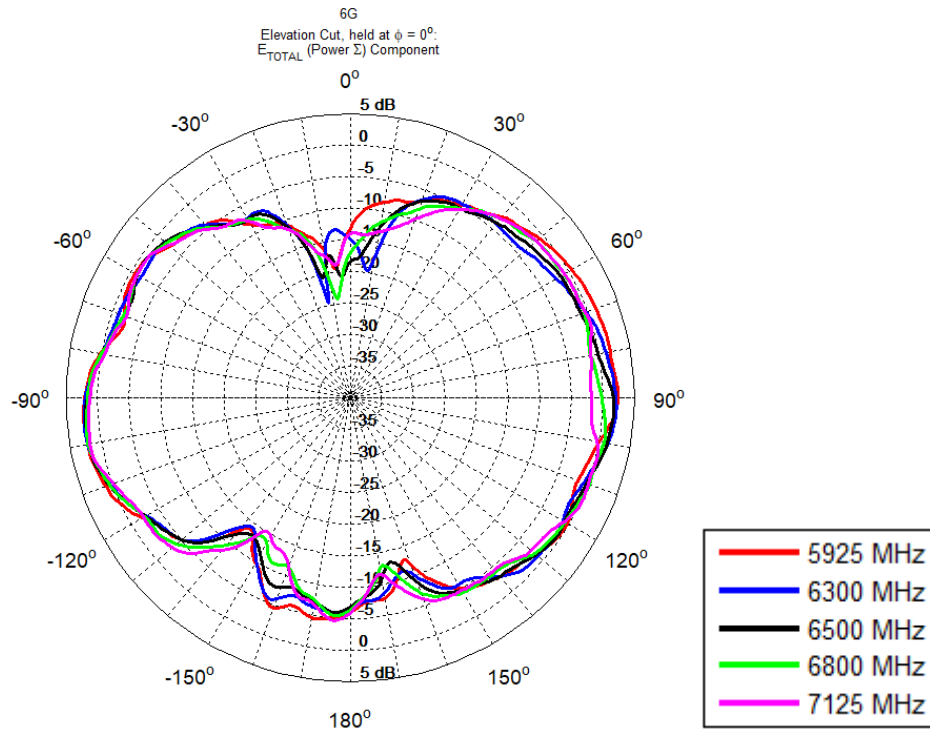
5. Gain Data

	Freq (MHz)	Peak Gain (dBi)	Directivity (dB)	Efficiency
6GHz	5925	2.943	3.917	79.91 %
	6300	3.076	4.373	74.18 %
	6500	3.246	4.469	75.44 %
	6800	3.429	4.657	75.37 %
	7125	3.347	4.816	71.31 %
	Average			

7. Radiation Pattern

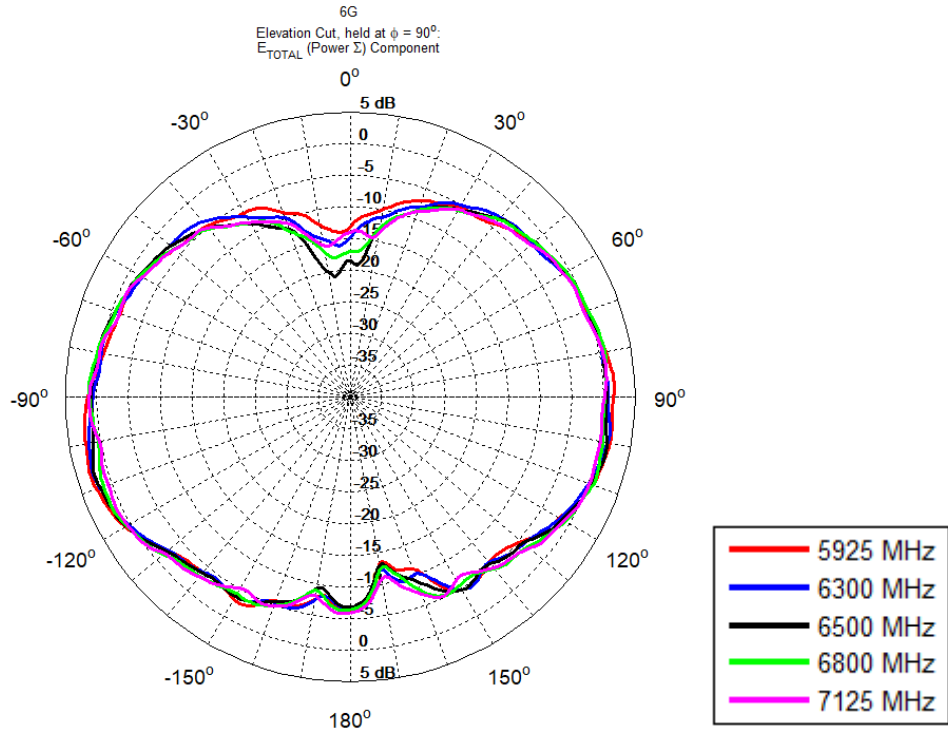


(A). Azimuth plane (XY plane) radiation pattern of 6GHz band



(B). Elevation 1 plane (XZ plane) radiation pattern of 6GHz band

WE'RE MAKING WAVES



(C). Elevation 2 plane (YZ plane) radiation pattern of 6GHz band

Figure 4 Radiation in 6 GHz Band