

Annex A.7 Field Strength of Spurious Radiation

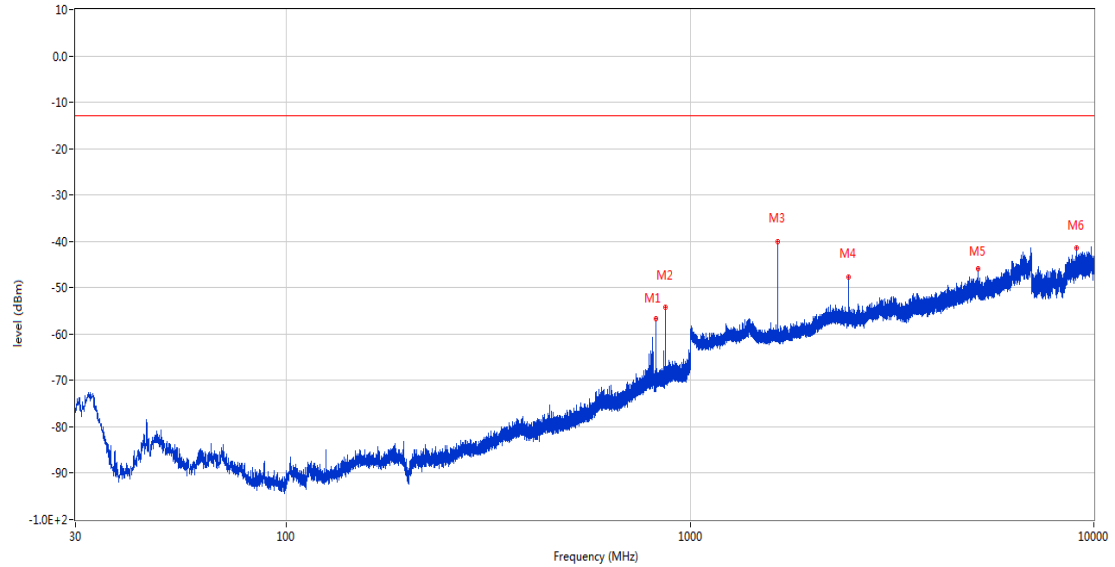
GSM

1 GSM 850

1.1 GSM 850 Low Channel

RSE-H&H GSM 850 CH128

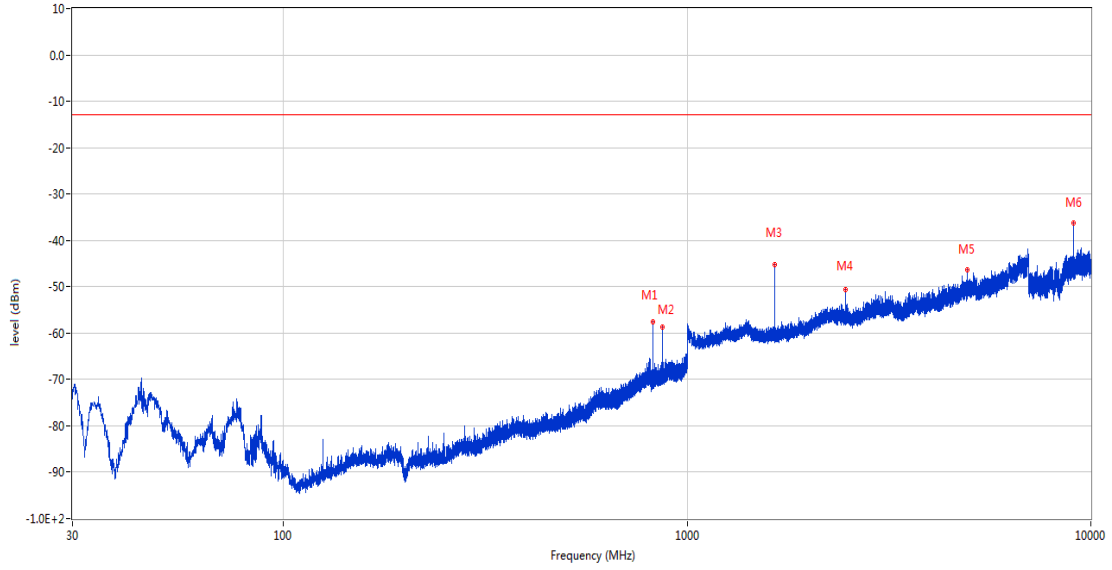
RSE (RF) _FCC PART22&24&27_GSM 850 & CDMA BC0 & WCDMA Band5 & LTE Band 5 & 26 _814-849_30MHz-10GHz



| Frequency (MHz) | Result (dBm) | Factor (dB) | PK Limit (dBm) | Over Limit (dB) | Table (o) | ANT | EUT | Verdict |
|-----------------|--------------|-------------|----------------|-----------------|-----------|------------|------------|---------|
| 824.188 | -56.58 | 2.22 | -13.0 | -43.58 | 71.00 | Horizontal | Horizontal | N/A |
| 869.244 | -54.12 | 2.38 | -13.0 | -41.12 | 294.00 | Horizontal | Horizontal | N/A |
| 1648.900 | -40.08 | -5.86 | -13.0 | -27.08 | 186.00 | Horizontal | Horizontal | Pass |
| 2472.900 | -47.67 | -1.27 | -13.0 | -34.67 | 324.00 | Horizontal | Horizontal | Pass |
| 5166.400 | -45.87 | 7.32 | -13.0 | -32.87 | 18.00 | Horizontal | Horizontal | Pass |
| 9065.950 | -41.36 | 14.85 | -13.0 | -28.36 | 27.00 | Horizontal | Horizontal | Pass |

RSE-V&H GSM 850 CH128

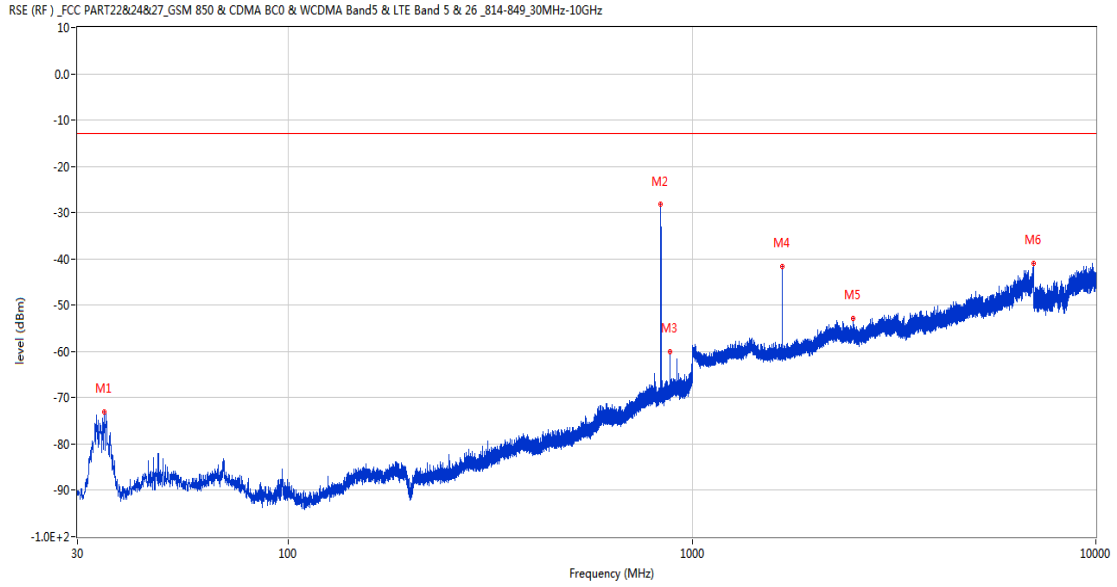
RSE (RF) _FCC PART22&24&27_GSM 850 & CDMA BC0 & WCDMA Band5 & LTE Band 5 & 26 _814-849_30MHz-10GHz



| Frequency (MHz) | Result (dBm) | Factor (dB) | PK Limit (dBm) | Over Limit (dB) | Table (o) | ANT | EUT | Verdict |
|-----------------|--------------|-------------|----------------|-----------------|-----------|----------|------------|---------|
| 824.139 | -57.58 | 2.22 | -13.0 | -44.58 | 207.00 | Vertical | Horizontal | N/A |
| 869.147 | -58.70 | 2.38 | -13.0 | -45.70 | 137.00 | Vertical | Horizontal | N/A |
| 1649.000 | -45.33 | -5.86 | -13.0 | -32.33 | 58.00 | Vertical | Horizontal | Pass |
| 2473.100 | -50.58 | -1.26 | -13.0 | -37.58 | 334.00 | Vertical | Horizontal | Pass |
| 4945.600 | -46.43 | 7.05 | -13.0 | -33.43 | 105.00 | Vertical | Horizontal | Pass |
| 9067.300 | -36.27 | 14.84 | -13.0 | -23.27 | 34.00 | Vertical | Horizontal | Pass |

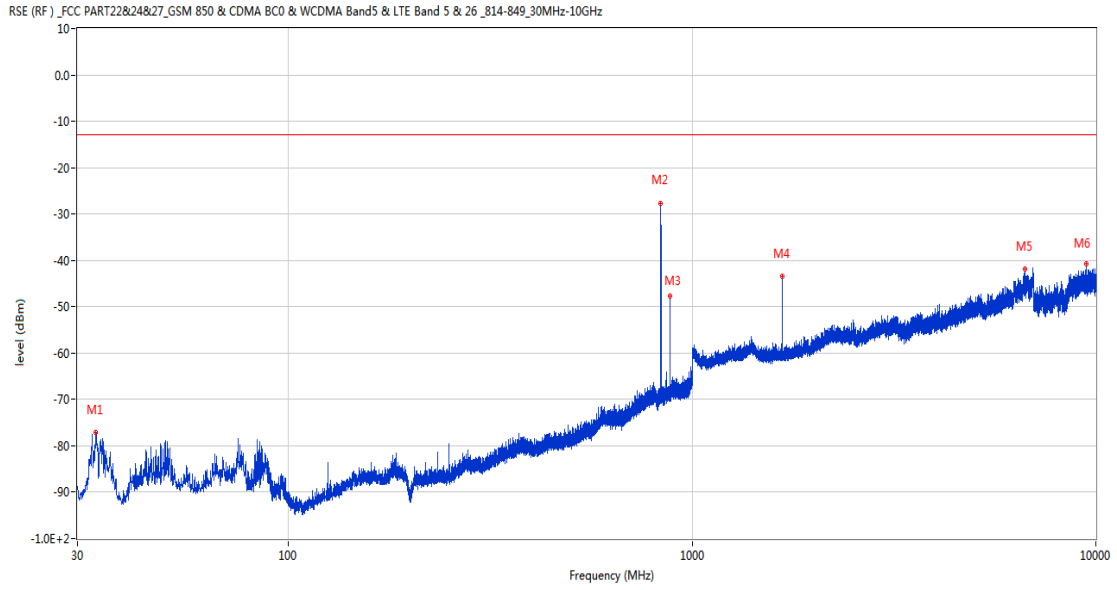
1.2 GSM 850 Middle Channel

RSE-H&H GSM 850 CH190



| Frequency (MHz) | Result (dBm) | Factor (dB) | PK Limit (dBm) | Over Limit (dB) | Table (o) | ANT | EUT | Verdict |
|-----------------|--------------|-------------|----------------|-----------------|-----------|------------|------------|---------|
| 34.947 | -72.99 | -18.48 | -13.0 | -59.99 | 345.00 | Horizontal | Horizontal | Pass |
| 836.555 | -28.24 | 2.59 | -13.0 | -15.24 | 76.00 | Horizontal | Horizontal | N/A |
| 881.660 | -59.98 | 2.81 | -13.0 | -46.98 | 197.00 | Horizontal | Horizontal | N/A |
| 1673.700 | -41.58 | -5.82 | -13.0 | -28.58 | 162.00 | Horizontal | Horizontal | Pass |
| 2510.300 | -52.80 | -1.00 | -13.0 | -39.80 | 258.00 | Horizontal | Horizontal | Pass |
| 6998.600 | -41.07 | 13.64 | -13.0 | -28.07 | 360.00 | Horizontal | Horizontal | Pass |

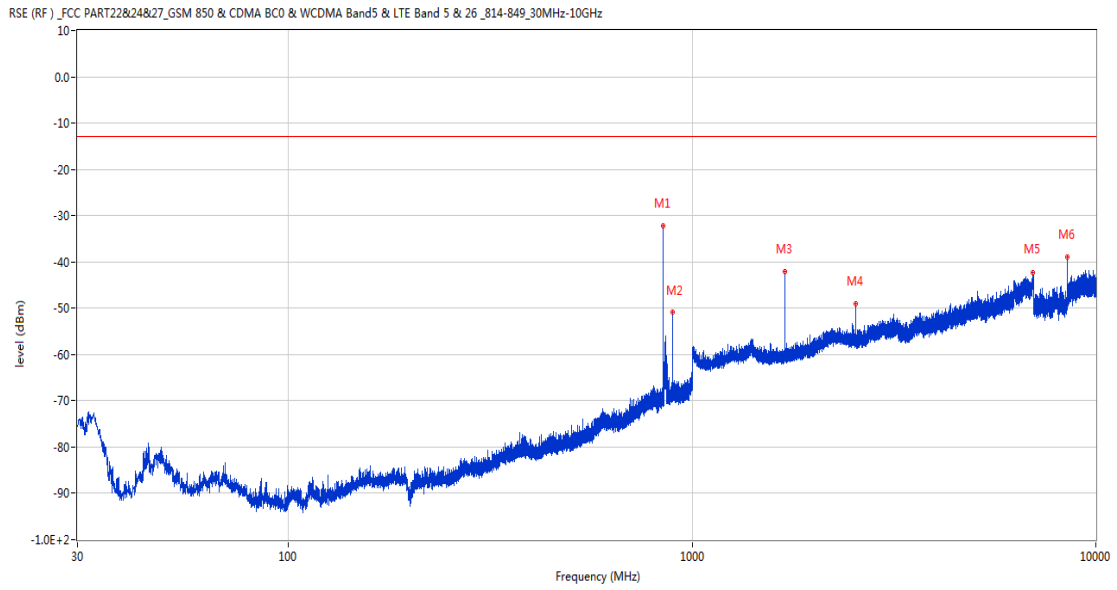
RSE-V&H GSM CH190



| Frequency (MHz) | Result (dBm) | Factor (dB) | PK Limit (dBm) | Over Limit (dB) | Table (o) | ANT | EUT | Verdict |
|-----------------|--------------|-------------|----------------|-----------------|-----------|----------|------------|---------|
| 33.346 | -77.10 | -17.29 | -13.0 | -64.10 | 78.00 | Vertical | Horizontal | Pass |
| 836.555 | -27.62 | 2.59 | -13.0 | -14.62 | 30.00 | Vertical | Horizontal | N/A |
| 881.563 | -47.73 | 2.80 | -13.0 | -34.73 | 197.00 | Vertical | Horizontal | N/A |
| 1673.700 | -43.41 | -5.82 | -13.0 | -30.41 | 309.00 | Vertical | Horizontal | Pass |
| 6678.800 | -41.87 | 11.77 | -13.0 | -28.87 | 272.00 | Vertical | Horizontal | Pass |
| 9460.600 | -40.79 | 16.51 | -13.0 | -27.79 | 136.00 | Vertical | Horizontal | Pass |

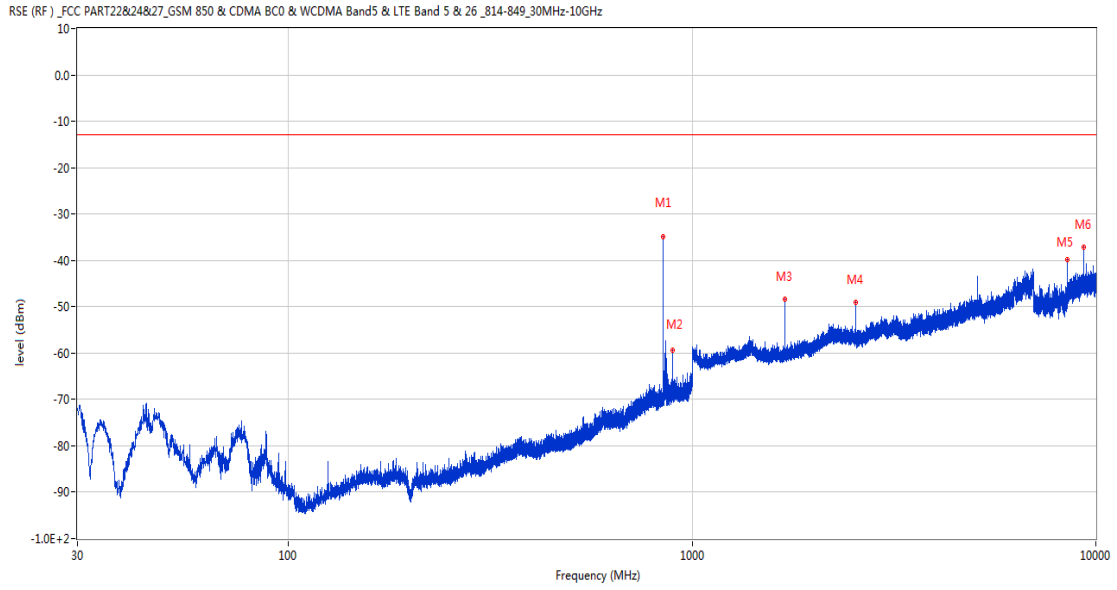
1.3 GSM 850 High Channel

RSE-H&H GSM 850 CH251



| Frequency (MHz) | Result (dBm) | Factor (dB) | PK Limit (dBm) | Over Limit (dB) | Table (o) | ANT | EUT | Verdict |
|-----------------|--------------|-------------|----------------|-----------------|-----------|------------|------------|---------|
| 848.777 | -32.19 | 2.47 | -13.0 | -19.19 | 236.00 | Horizontal | Horizontal | N/A |
| 893.833 | -50.88 | 3.53 | -13.0 | -37.88 | 269.00 | Horizontal | Horizontal | N/A |
| 1698.100 | -41.99 | -5.63 | -13.0 | -28.99 | 125.00 | Horizontal | Horizontal | Pass |
| 2546.700 | -49.08 | -1.29 | -13.0 | -36.08 | 305.00 | Horizontal | Horizontal | Pass |
| 6995.800 | -42.34 | 13.55 | -13.0 | -29.34 | 247.00 | Horizontal | Horizontal | Pass |
| 8489.050 | -39.00 | 11.96 | -13.0 | -26.00 | -3.00 | Horizontal | Horizontal | Pass |

RSE-V&H GSM 850 CH251

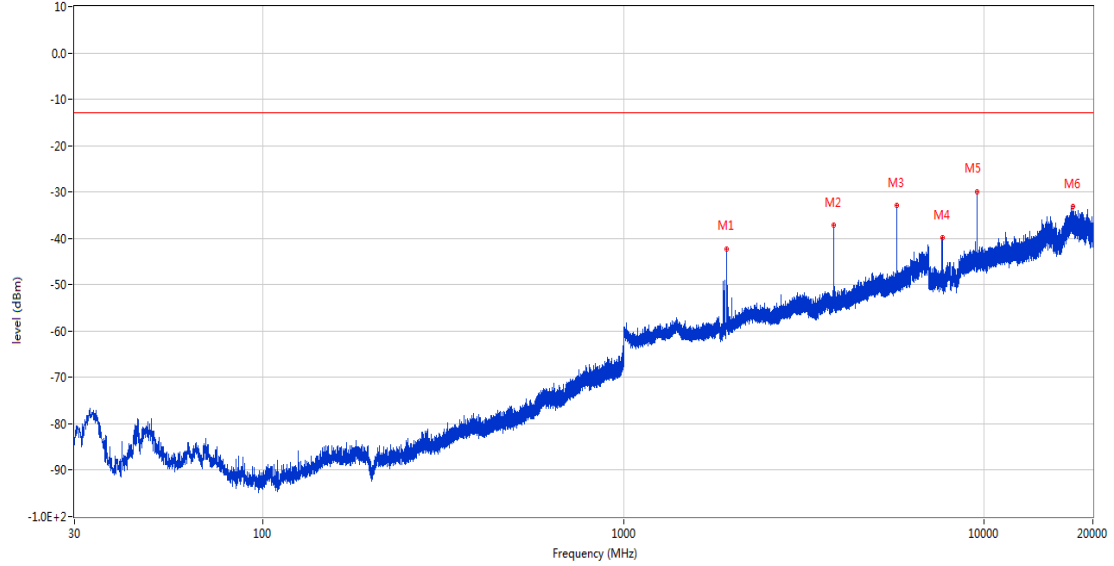


| Frequency (MHz) | Result (dBm) | Factor (dB) | PK Limit (dBm) | Over Limit (dB) | Table (o) | ANT | EUT | Verdict |
|-----------------|--------------|-------------|----------------|-----------------|-----------|----------|------------|---------|
| 848.777 | -35.00 | 2.47 | -13.0 | -22.00 | 295.00 | Vertical | Horizontal | N/A |
| 893.833 | -59.27 | 3.53 | -13.0 | -46.27 | 119.00 | Vertical | Horizontal | N/A |
| 1697.900 | -48.40 | -5.63 | -13.0 | -35.40 | 59.00 | Vertical | Horizontal | Pass |
| 2546.900 | -49.11 | -1.29 | -13.0 | -36.11 | 28.00 | Vertical | Horizontal | Pass |
| 8488.151 | -39.75 | 12.06 | -13.0 | -26.75 | 28.00 | Vertical | Horizontal | Pass |
| 9338.050 | -37.17 | 15.23 | -13.0 | -24.17 | 101.00 | Vertical | Horizontal | Pass |

GSM 1900
 2 GSM 1900
 2.1 GSM 1900, Low Channel

RSE-H&V GSM 1900 CH512

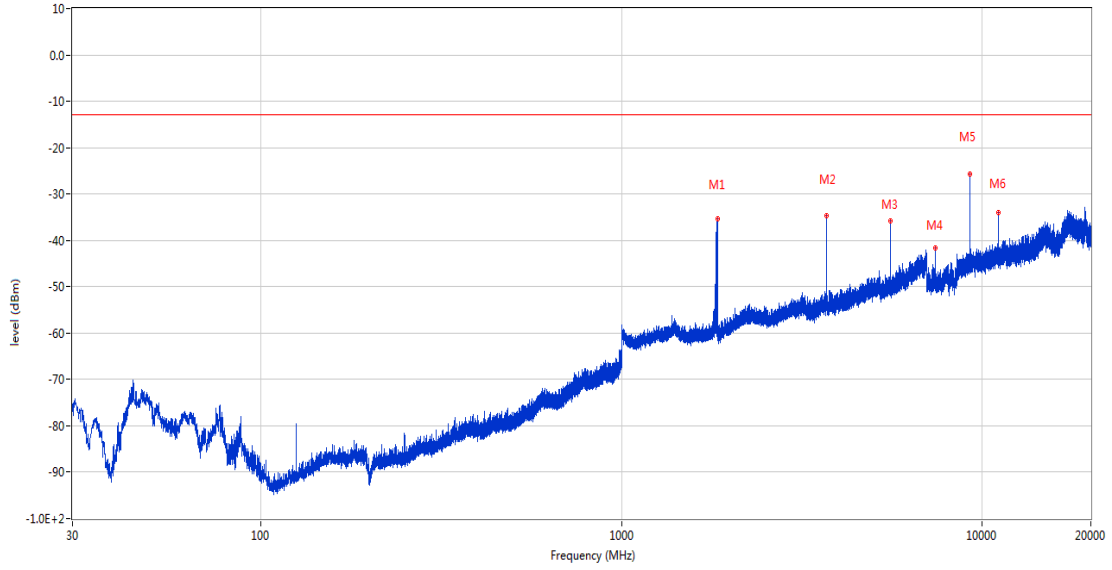
RSE (RF) _FCC PART22&24&27_GSM 1900 & CDMA BC1 & WCDMA Band 2 & LTE Band 2 & 25_1830-1920_30MHz-20GHz



| Frequency (MHz) | Result (dBm) | Factor (dB) | PK Limit (dBm) | Over Limit (dB) | Table (o) | ANT | EUT | Verdict |
|-----------------|--------------|-------------|----------------|-----------------|-----------|------------|----------|---------|
| 1929.900 | -42.41 | -3.80 | -13.0 | -29.41 | 150.00 | Horizontal | Vertical | N/A |
| 3820.200 | -37.24 | 4.99 | -13.0 | -24.24 | 181.00 | Horizontal | Vertical | Pass |
| 5729.600 | -32.88 | 7.39 | -13.0 | -19.88 | 138.00 | Horizontal | Vertical | Pass |
| 7639.688 | -39.74 | 11.11 | -13.0 | -26.74 | 56.00 | Horizontal | Vertical | Pass |
| 9549.838 | -29.98 | 15.38 | -13.0 | -16.98 | 270.00 | Horizontal | Vertical | Pass |
| 17596.625 | -33.19 | 22.01 | -13.0 | -20.19 | 93.00 | Horizontal | Vertical | Pass |

RSE-V&H GSM 1900 CH512

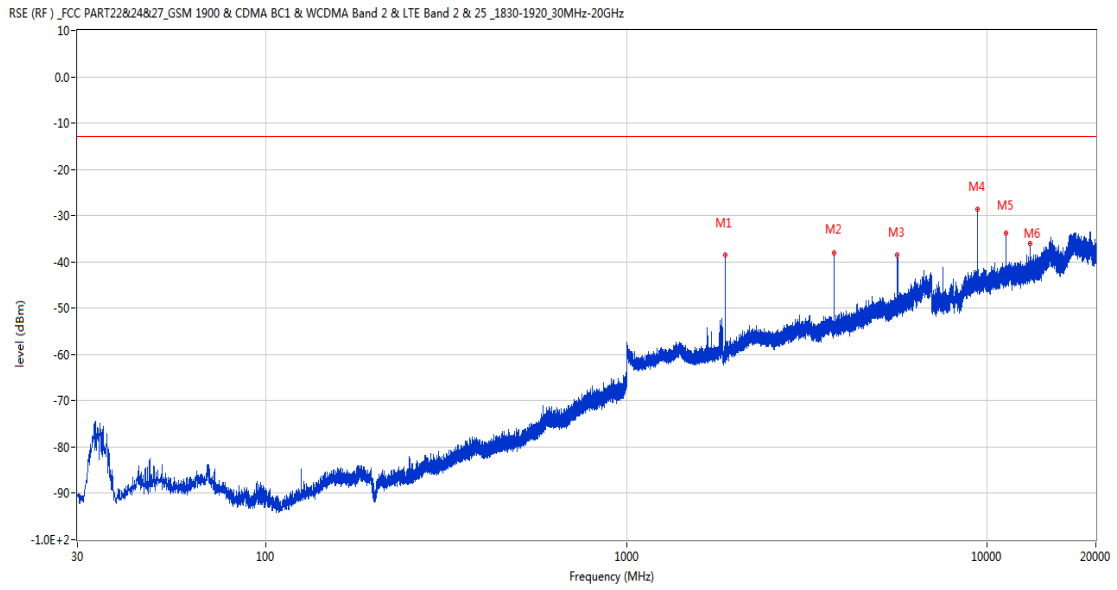
RSE (RF) _FCC PART22&24&27_GSM 1900 & CDMA BC1 & WCDMA Band 2 & LTE Band 2 & 25_1830-1920_30MHz-20GHz



| Frequency (MHz) | Result (dBm) | Factor (dB) | PK Limit (dBm) | Over Limit (dB) | Table (o) | ANT | EUT | Verdict |
|-----------------|--------------|-------------|----------------|-----------------|-----------|----------|------------|---------|
| 1841.700 | -35.44 | -4.43 | -13.0 | -22.44 | 311.00 | Vertical | Horizontal | N/A |
| 3700.600 | -34.70 | 4.97 | -13.0 | -21.70 | 346.00 | Vertical | Horizontal | Pass |
| 5551.400 | -35.84 | 7.51 | -13.0 | -22.84 | 28.00 | Vertical | Horizontal | Pass |
| 7401.062 | -41.73 | 10.32 | -13.0 | -28.73 | 105.00 | Vertical | Horizontal | Pass |
| 9251.412 | -25.75 | 15.20 | -13.0 | -12.75 | 105.00 | Vertical | Horizontal | Pass |
| 11101.187 | -34.05 | 16.01 | -13.0 | -21.05 | 66.00 | Vertical | Horizontal | Pass |

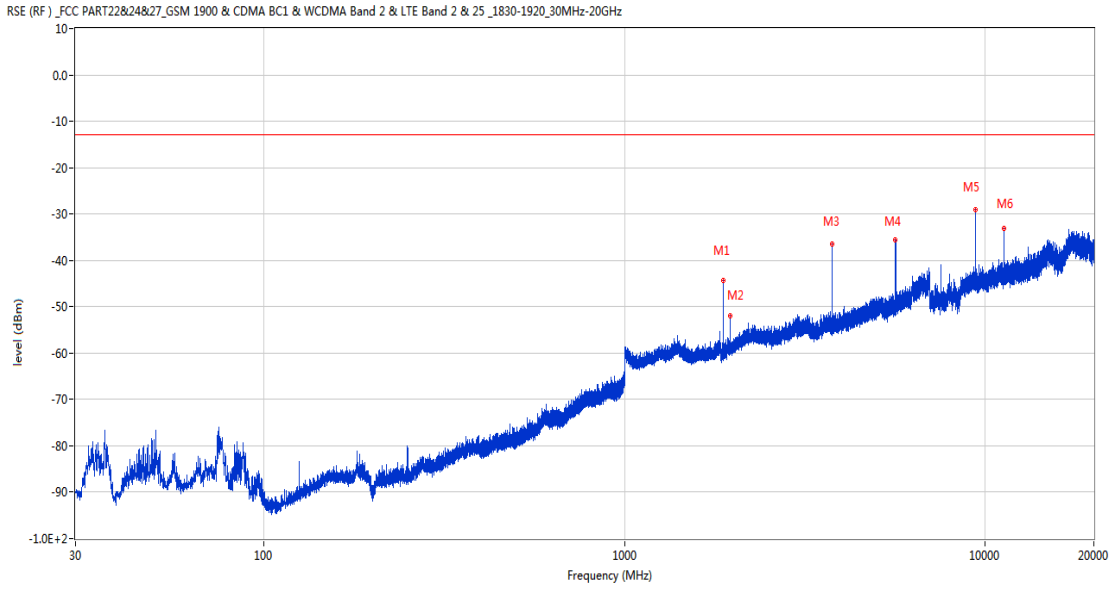
2.2 GSM 1900, Middle Channel

RSE-H&V GSM 1900 CH661



| Frequency (MHz) | Result (dBm) | Factor (dB) | PK Limit (dBm) | Over Limit (dB) | Table (o) | ANT | EUT | Verdict |
|-----------------|--------------|-------------|----------------|-----------------|-----------|------------|----------|---------|
| 1880.400 | -38.51 | -4.03 | -13.0 | -25.51 | 156.00 | Horizontal | Vertical | N/A |
| 3760.600 | -37.93 | 3.73 | -13.0 | -24.93 | 80.00 | Horizontal | Vertical | Pass |
| 5640.400 | -38.43 | 7.16 | -13.0 | -25.43 | 129.00 | Horizontal | Vertical | Pass |
| 9400.050 | -28.68 | 15.76 | -13.0 | -15.68 | 254.00 | Horizontal | Vertical | Pass |
| 11280.588 | -33.83 | 17.05 | -13.0 | -20.83 | 23.00 | Horizontal | Vertical | Pass |
| 13160.713 | -36.11 | 18.69 | -13.0 | -23.11 | 141.00 | Horizontal | Vertical | Pass |

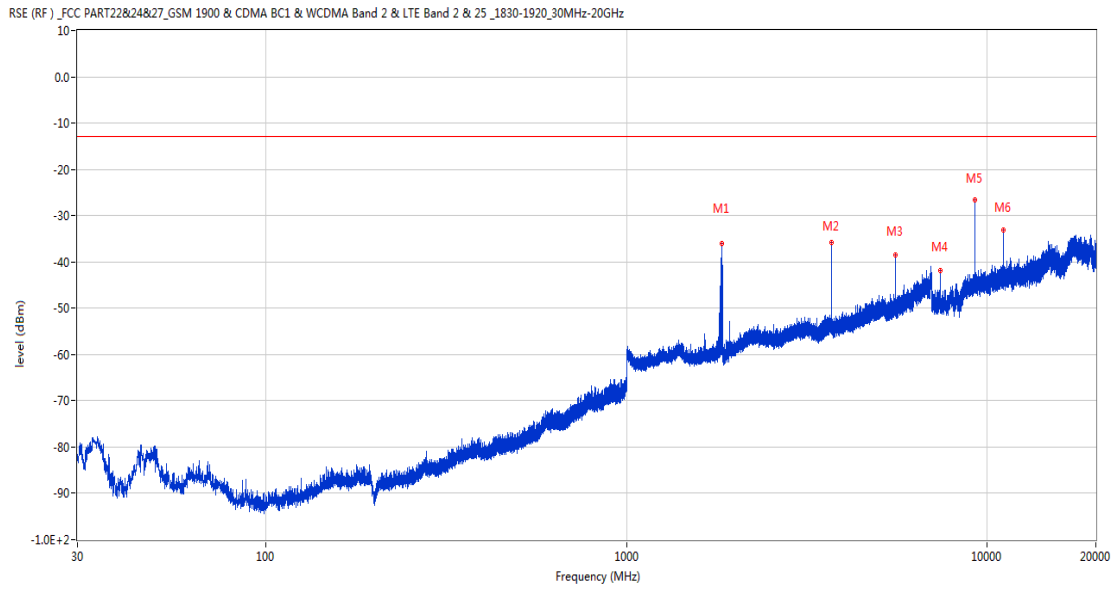
RSE-V&H GSM 1900 CH661



| Frequency (MHz) | Result (dBm) | Factor (dB) | PK Limit (dBm) | Over Limit (dB) | Table (o) | ANT | EUT | Verdict |
|-----------------|--------------|-------------|----------------|-----------------|-----------|----------|------------|---------|
| 1880.300 | -44.42 | -4.03 | -13.0 | -31.42 | 329.00 | Vertical | Horizontal | N/A |
| 1960.200 | -51.85 | -4.68 | -13.0 | -38.85 | 128.00 | Vertical | Horizontal | N/A |
| 3760.200 | -36.58 | 3.70 | -13.0 | -23.58 | 132.00 | Vertical | Horizontal | Pass |
| 5640.400 | -35.47 | 7.16 | -13.0 | -22.47 | 57.00 | Vertical | Horizontal | Pass |
| 9400.050 | -29.10 | 15.76 | -13.0 | -16.10 | 253.00 | Vertical | Horizontal | Pass |
| 11280.588 | -33.16 | 17.05 | -13.0 | -20.16 | 62.00 | Vertical | Horizontal | Pass |

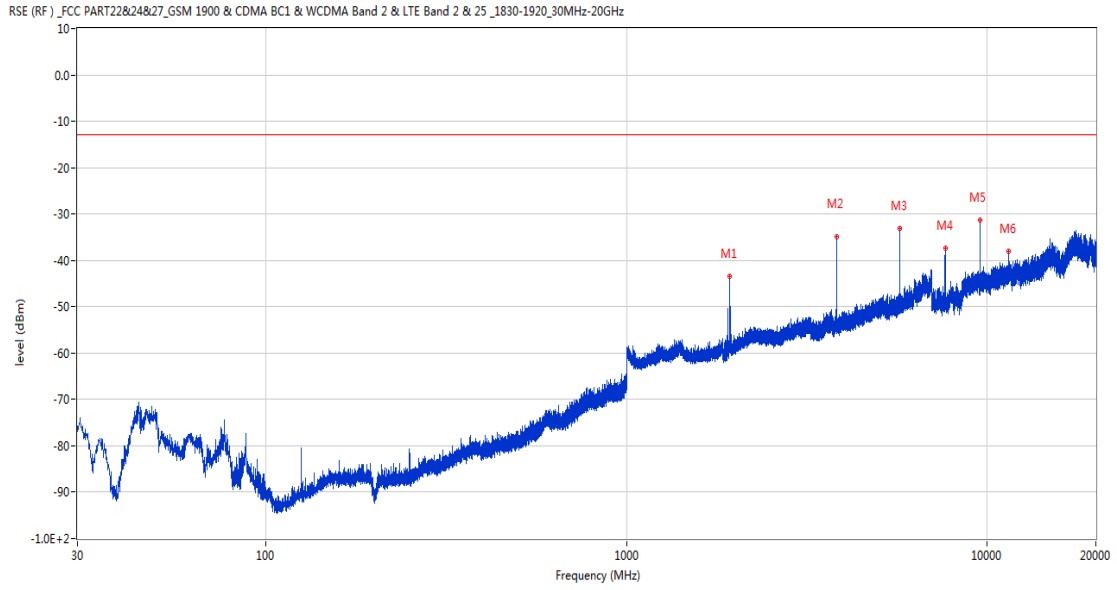
2.3 GSM 1900, High Channel

RSE-H&V GSM 1900 CH810



| Frequency (MHz) | Result (dBm) | Factor (dB) | PK Limit (dBm) | Over Limit (dB) | Table (o) | ANT | EUT | Verdict |
|-----------------|--------------|-------------|----------------|-----------------|-----------|------------|----------|---------|
| 1840.200 | -36.05 | -4.43 | -13.0 | -23.05 | 23.00 | Horizontal | Vertical | N/A |
| 3701.000 | -35.77 | 4.95 | -13.0 | -22.77 | 155.00 | Horizontal | Vertical | Pass |
| 5551.000 | -38.54 | 7.49 | -13.0 | -25.54 | 177.00 | Horizontal | Vertical | Pass |
| 7401.062 | -41.95 | 10.32 | -13.0 | -28.95 | 247.00 | Horizontal | Vertical | Pass |
| 9251.125 | -26.68 | 15.20 | -13.0 | -13.68 | 266.00 | Horizontal | Vertical | Pass |
| 11101.187 | -33.12 | 16.01 | -13.0 | -20.12 | 70.00 | Horizontal | Vertical | Pass |

RSE-V&H GSM 1900 CH810



| Frequency (MHz) | Result (dBm) | Factor (dB) | PK Limit (dBm) | Over Limit (dB) | Table (o) | ANT | EUT | Verdict |
|-----------------|--------------|-------------|----------------|-----------------|-----------|----------|------------|---------|
| 1930.200 | -43.42 | -3.80 | -13.0 | -30.42 | 314.00 | Vertical | Horizontal | N/A |
| 3820.200 | -34.85 | 4.99 | -13.0 | -21.85 | 15.00 | Vertical | Horizontal | Pass |
| 5729.600 | -33.08 | 7.39 | -13.0 | -20.08 | 289.00 | Vertical | Horizontal | Pass |
| 7639.975 | -37.46 | 11.12 | -13.0 | -24.46 | 189.00 | Vertical | Horizontal | Pass |
| 9548.975 | -31.29 | 15.38 | -13.0 | -18.29 | 67.00 | Vertical | Horizontal | Pass |
| 11458.838 | -38.12 | 17.31 | -13.0 | -25.12 | 57.00 | Vertical | Horizontal | Pass |