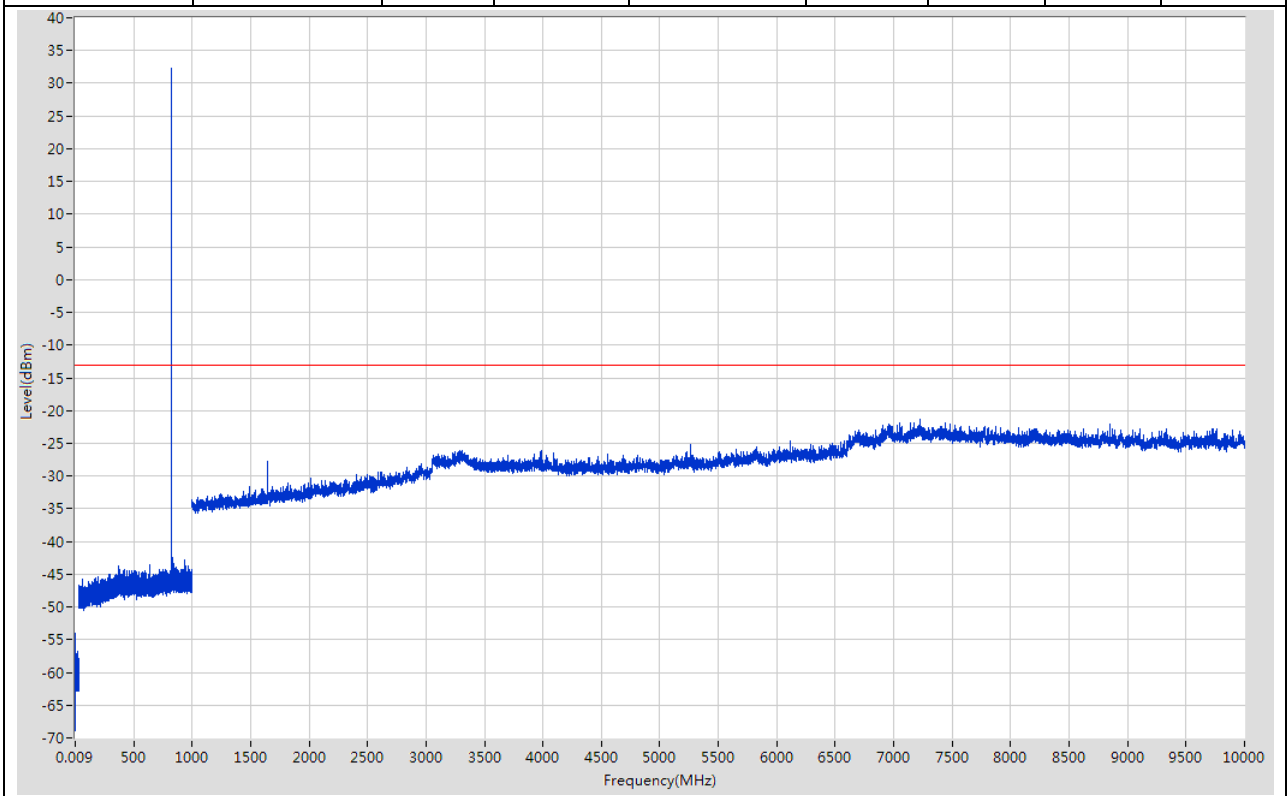


Annex A.5 Spurious Emission at Antenna Terminals

1. GSM_GSM850

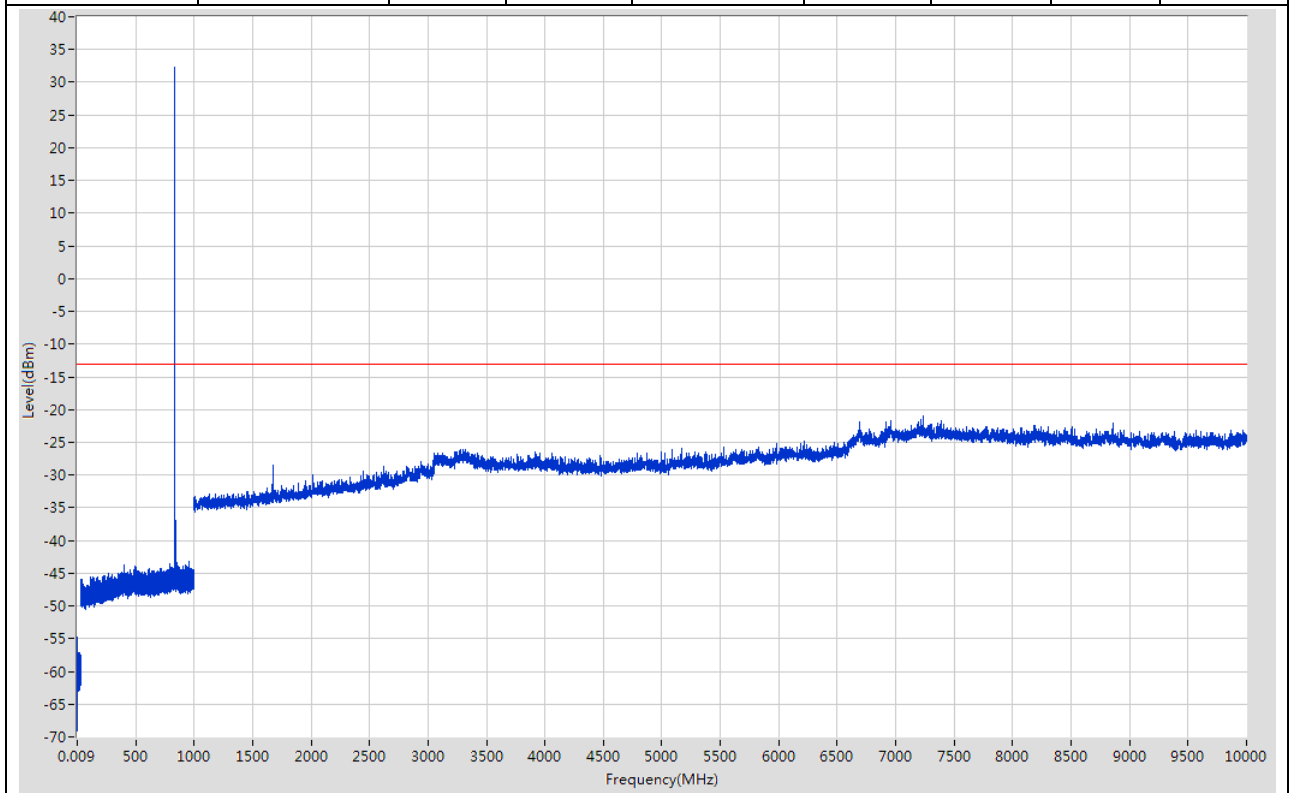
1.1. GSM Spurious Emission at Antenna Terminals(NTNV)(Channel:128)

Start Frequency (MHz)	Stop Frequency (MHz)	RBW (MHz)	Detector	Frequency (MHz)	Power (dBm)	Limit (dBm)	Verdict	Sweep Point
0.009	0.15	0.001	Peak	0.01	-55.87	-13	Pass	401
0.15	30	0.01	Peak	0.19	-54	-13	Pass	2986
30	500	0.1	Peak	370.2	-43.69	-13	Pass	4701
500	1000	0.1	Peak	824.1	32.2	-13	N/A	5001
1000	10000	1	Peak	7228.76	-21.38	-13	Pass	9001



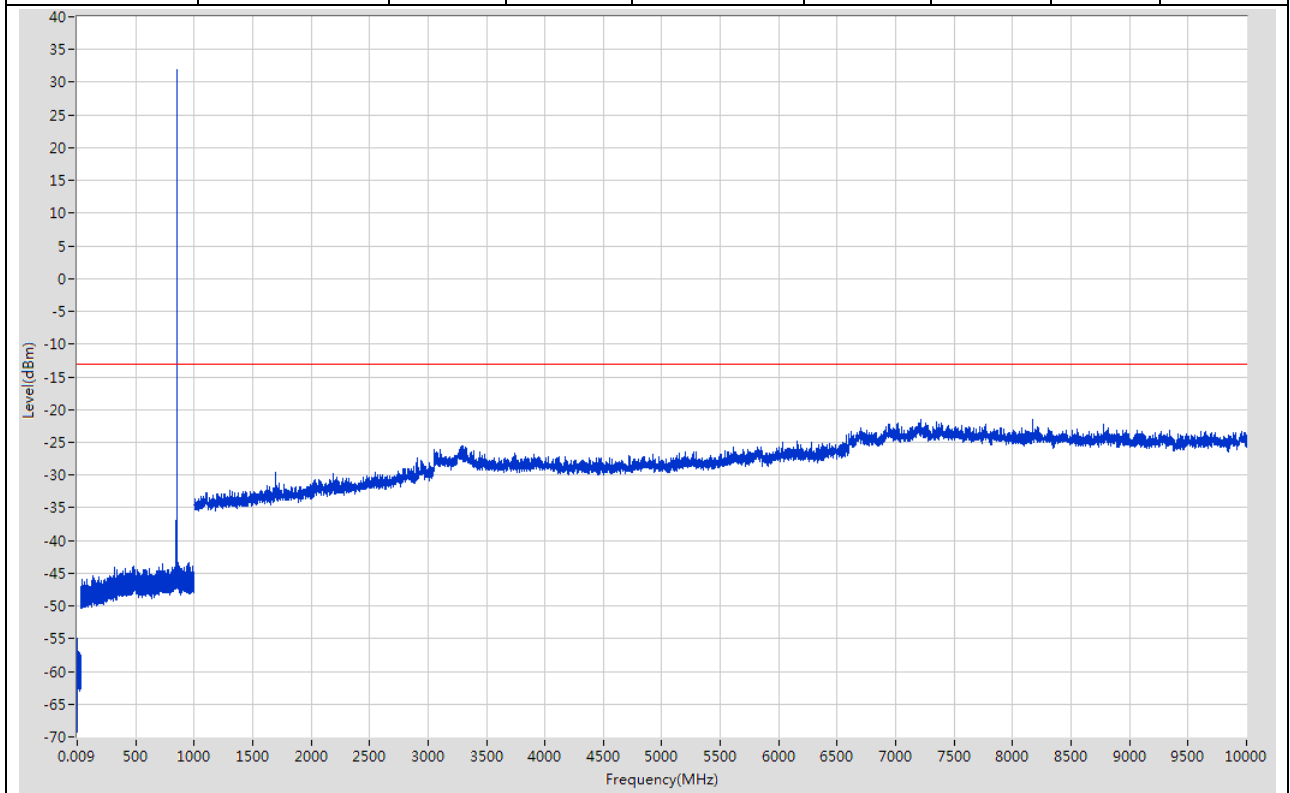
1.2. GSM Spurious Emission at Antenna Terminals(NTNV)(Channel:190)

Start Frequency (MHz)	Stop Frequency (MHz)	RBW (MHz)	Detector	Frequency (MHz)	Power (dBm)	Limit (dBm)	Verdict	Sweep Point
0.009	0.15	0.001	Peak	0.01	-56.81	-13	Pass	401
0.15	30	0.01	Peak	0.48	-54.83	-13	Pass	2986
30	500	0.1	Peak	405.4	-43.77	-13	Pass	4701
500	1000	0.1	Peak	836.7	32.28	-13	N/A	5001
1000	10000	1	Peak	7232.761	-20.89	-13	Pass	9001



1.3. GSM Spurious Emission at Antenna Terminals(NTNV)(Channel:251)

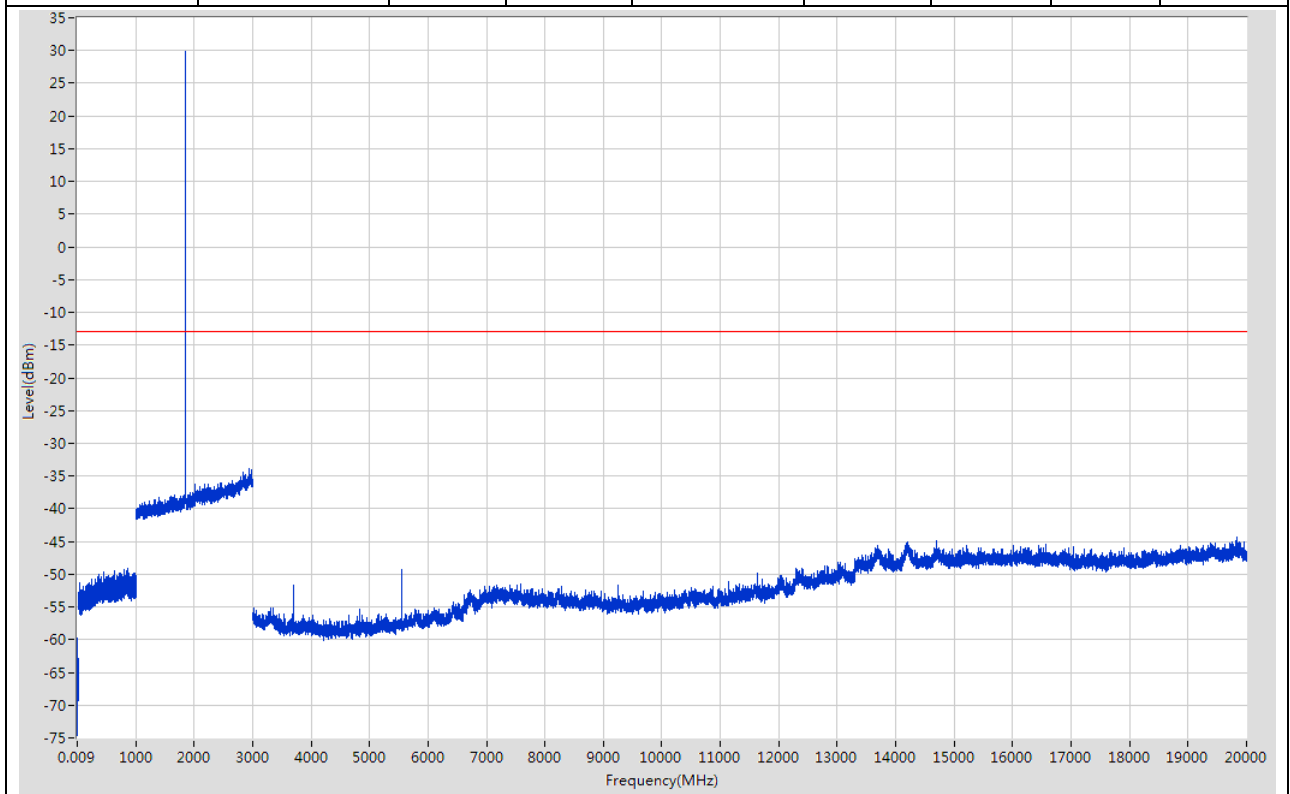
Start Frequency (MHz)	Stop Frequency (MHz)	RBW (MHz)	Detector	Frequency (MHz)	Power (dBm)	Limit (dBm)	Verdict	Sweep Point
0.009	0.15	0.001	Peak	0.009	-57.68	-13	Pass	401
0.15	30	0.01	Peak	0.84	-54.91	-13	Pass	2986
30	500	0.1	Peak	481.8	-43.9	-13	Pass	4701
500	1000	0.1	Peak	848.8	31.99	-13	N/A	5001
1000	10000	1	Peak	8167.875	-21.51	-13	Pass	9001



2. GSM_PCS

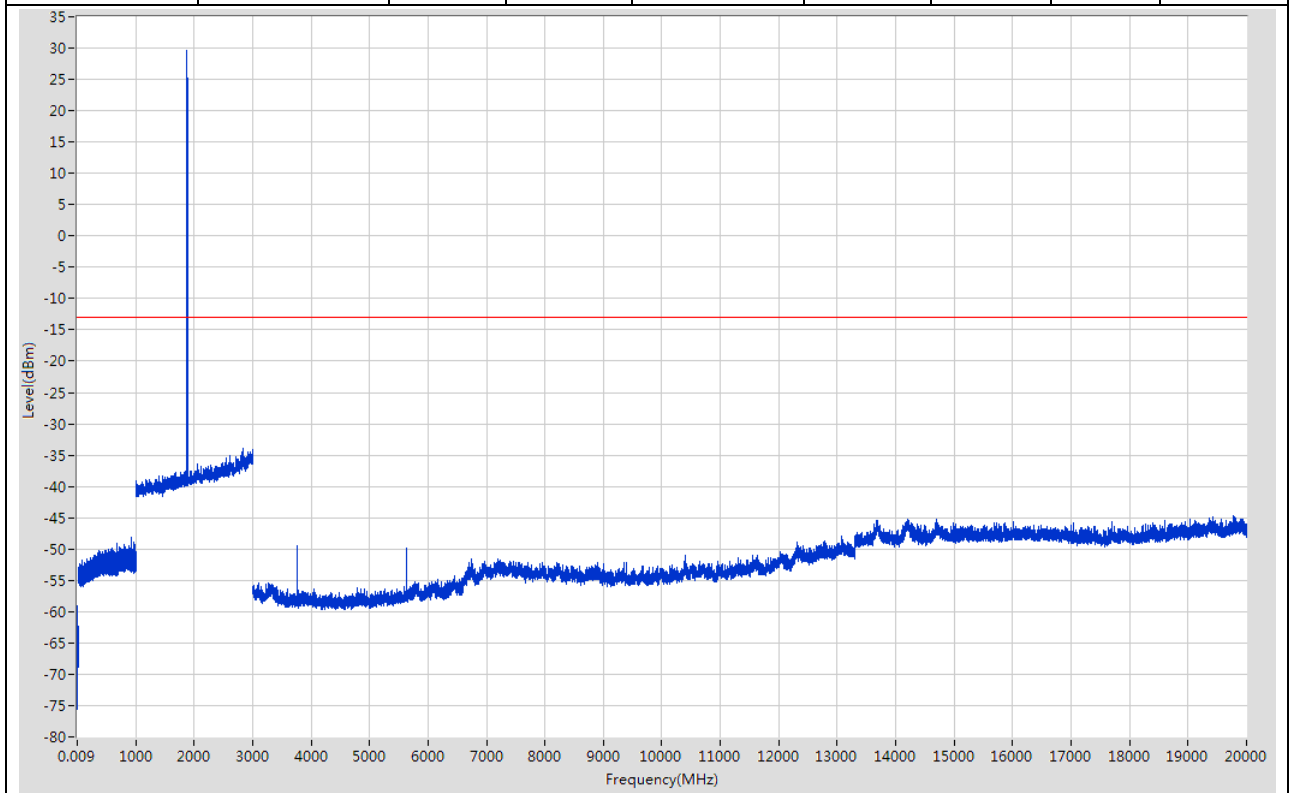
2.1. GSM Spurious Emission at Antenna Terminals(NTNV)(Channel:512)

Start Frequency (MHz)	Stop Frequency (MHz)	RBW (MHz)	Detector	Frequency (MHz)	Power (dBm)	Limit (dBm)	Verdict	Sweep Point
0.009	0.15	0.001	Peak	0.011	-63.28	-13	Pass	401
0.15	30	0.01	Peak	0.45	-59.77	-13	Pass	2986
30	1000	0.1	Peak	871.915	-49.04	-13	Pass	9700
1000	3000	1	Peak	1850	29.89	-13	N/A	2001
3000	20000	1	Peak	19837	-44.36	-13	Pass	17001



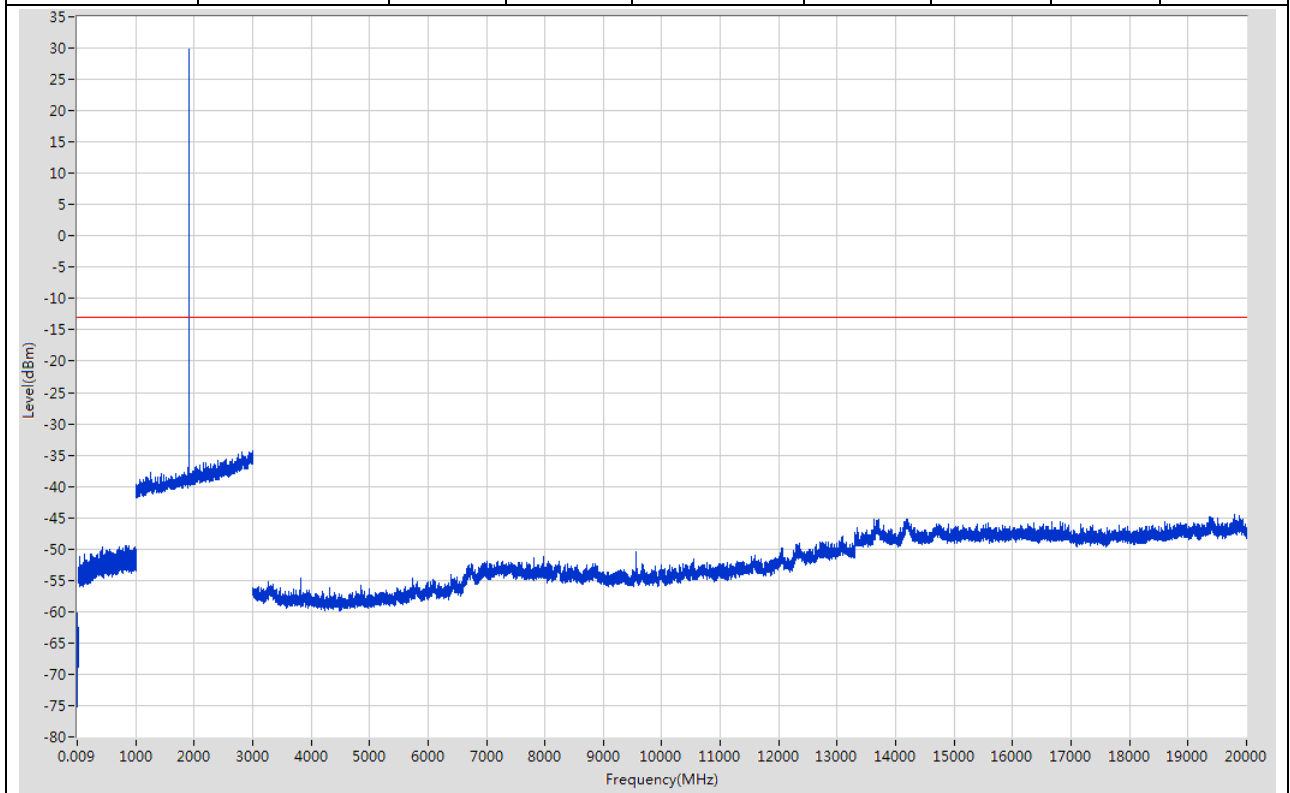
2.2. GSM Spurious Emission at Antenna Terminals(NTNV)(Channel:661)

Start Frequency (MHz)	Stop Frequency (MHz)	RBW (MHz)	Detector	Frequency (MHz)	Power (dBm)	Limit (dBm)	Verdict	Sweep Point
0.009	0.15	0.001	Peak	0.01	-61.6	-13	Pass	401
0.15	30	0.01	Peak	0.2	-59.09	-13	Pass	2986
30	1000	0.1	Peak	922.248	-48.18	-13	Pass	9700
1000	3000	1	Peak	1880	29.66	-13	N/A	2001
3000	20000	1	Peak	19779	-44.65	-13	Pass	17001



2.3. GSM Spurious Emission at Antenna Terminals(NTNV)(Channel:810)

Start Frequency (MHz)	Stop Frequency (MHz)	RBW (MHz)	Detector	Frequency (MHz)	Power (dBm)	Limit (dBm)	Verdict	Sweep Point
0.009	0.15	0.001	Peak	0.01	-63.67	-13	Pass	401
0.15	30	0.01	Peak	0.26	-60.28	-13	Pass	2986
30	1000	0.1	Peak	828.497	-49.47	-13	Pass	9700
1000	3000	1	Peak	1910	29.9	-13	N/A	2001
3000	20000	1	Peak	19800	-44.45	-13	Pass	17001



END