

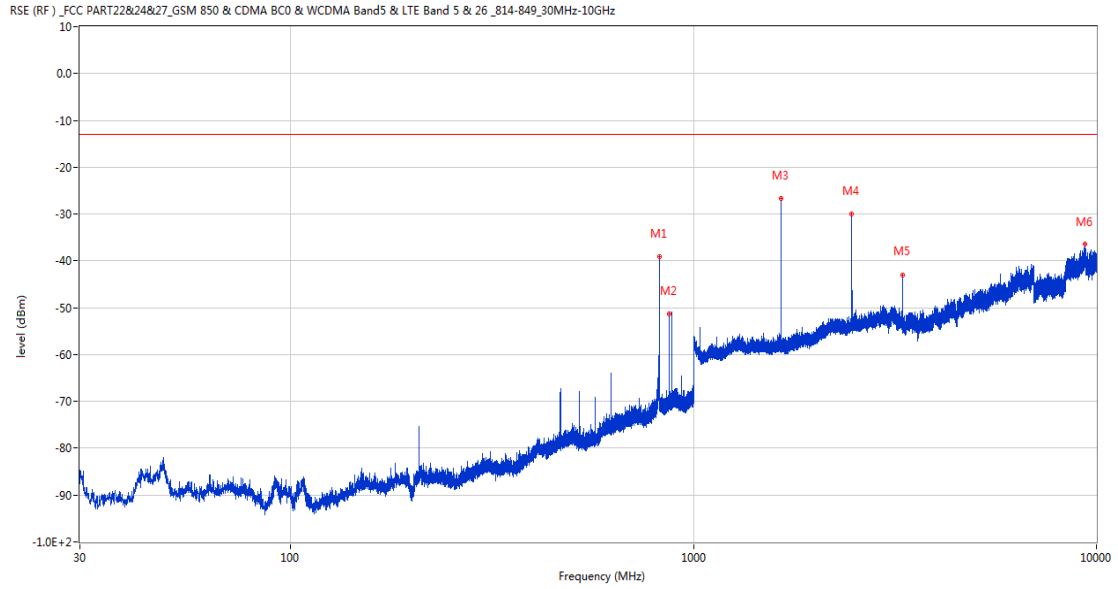
Annex A.7 Field Strength of Spurious Radiation

GSM

1 GSM 850

1.1 GSM 850 Low Channel

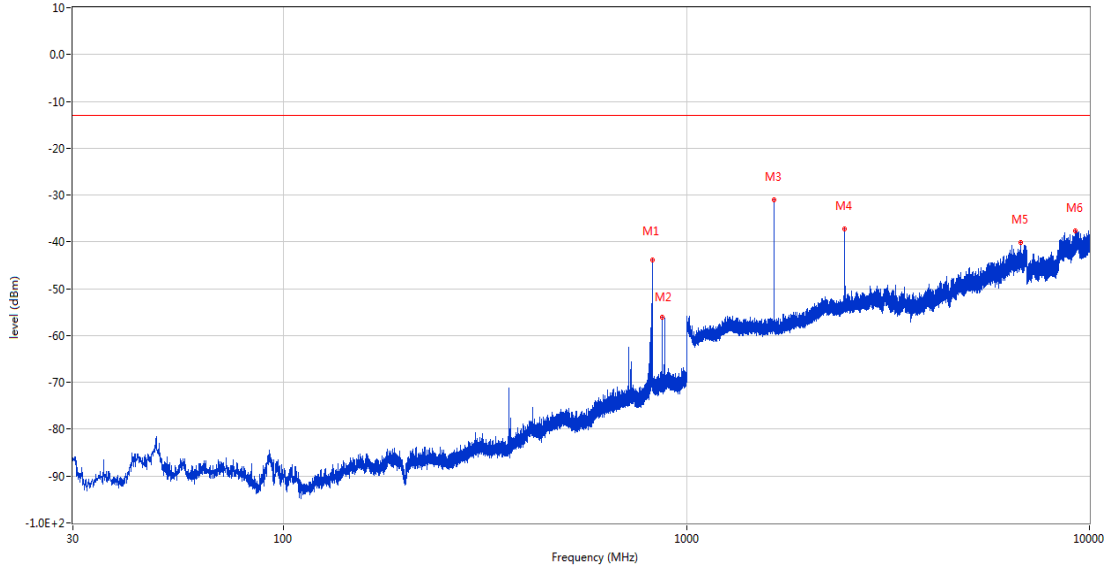
RSE-H&H GSM 850 CH128



| Frequency (MHz) | Result (dBm) | Factor (dB) | PK Limit (dBm) | Over Limit (dB) | Table (o) | ANT | EUT | Verdict |
|-----------------|--------------|-------------|----------------|-----------------|-----------|------------|------------|---------|
| 824.139 | -39.12 | 0.64 | -13.0 | -26.12 | 259.00 | Horizontal | Horizontal | N/A |
| 869.244 | -51.40 | 0.20 | -13.0 | -38.40 | 15.00 | Horizontal | Horizontal | N/A |
| 1648.200 | -26.72 | -0.50 | -13.0 | -13.72 | 77.00 | Horizontal | Horizontal | Pass |
| 2472.500 | -29.93 | 4.67 | -13.0 | -16.93 | 248.00 | Horizontal | Horizontal | Pass |
| 3296.600 | -43.06 | 6.44 | -13.0 | -30.06 | 321.00 | Horizontal | Horizontal | Pass |
| 9385.450 | -36.42 | 39.92 | -13.0 | -23.42 | 108.00 | Horizontal | Horizontal | Pass |

RSE-H&V GSM 850 CH128

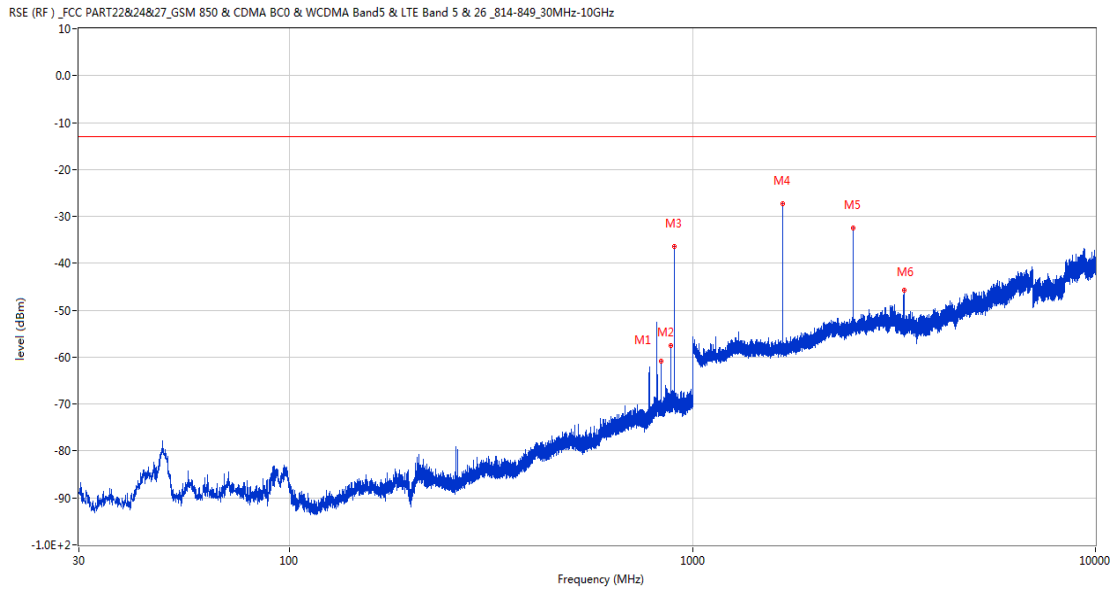
RSE (RF) _FCC PART22&24&27_GSM 850 & CDMA BC0 & WCDMA Band5 & LTE Band 5 & 26_814-849_30MHz-10GHz



| Frequency (MHz) | Result (dBm) | Factor (dB) | PK Limit (dBm) | Over Limit (dB) | Table (o) | ANT | EUT | Verdict |
|-----------------|--------------|-------------|----------------|-----------------|-----------|------------|----------|---------|
| 824.139 | -43.96 | 0.64 | -13.0 | -30.96 | 142.00 | Horizontal | Vertical | N/A |
| 869.196 | -56.01 | 0.20 | -13.0 | -43.01 | 183.00 | Horizontal | Vertical | N/A |
| 1648.500 | -31.05 | -0.51 | -13.0 | -18.05 | 16.00 | Horizontal | Vertical | Pass |
| 2472.700 | -37.27 | 4.68 | -13.0 | -24.27 | 199.00 | Horizontal | Vertical | Pass |
| 6750.200 | -40.23 | 19.40 | -13.0 | -27.23 | 88.00 | Horizontal | Vertical | Pass |
| 9210.700 | -37.67 | 38.78 | -13.0 | -24.67 | 54.00 | Horizontal | Vertical | Pass |

1.2 GSM 850 Middle Channel

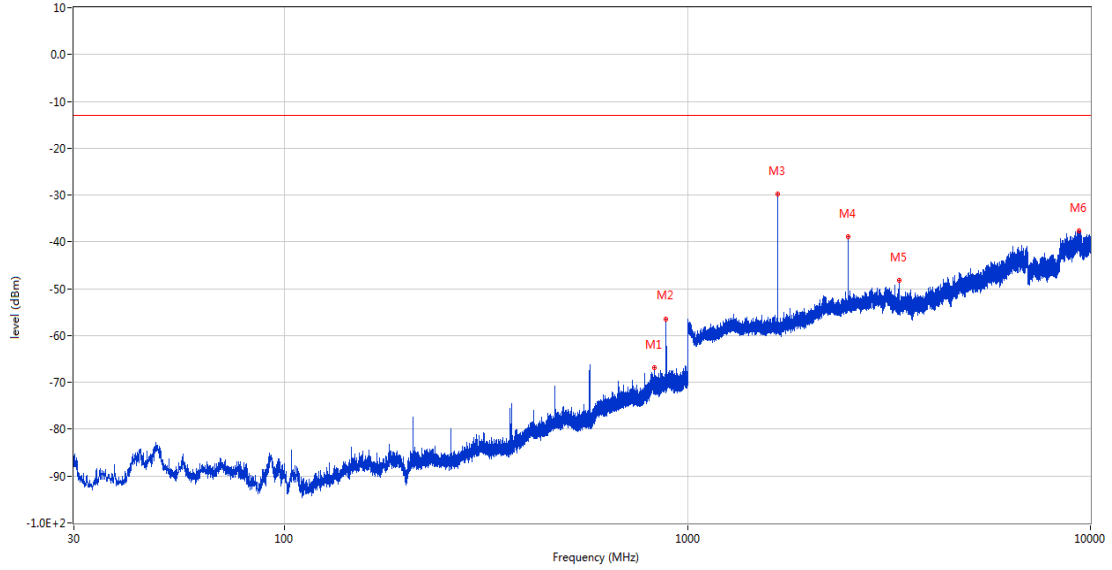
RSE-H&H GSM 850 CH190



| Frequency (MHz) | Result (dBm) | Factor (dB) | PK Limit (dBm) | Over Limit (dB) | Table (o) | ANT | EUT | Verdict |
|-----------------|--------------|-------------|----------------|-----------------|-----------|------------|------------|---------|
| 836.652 | -60.91 | 0.52 | -13.0 | -47.91 | 95.00 | Horizontal | Horizontal | N/A |
| 881.563 | -57.60 | 0.64 | -13.0 | -44.60 | 236.00 | Horizontal | Horizontal | N/A |
| 900.333 | -36.35 | 1.45 | -13.0 | -23.35 | 0.00 | Horizontal | Horizontal | Pass |
| 1673.000 | -27.34 | -0.84 | -13.0 | -14.34 | 167.00 | Horizontal | Horizontal | Pass |
| 2509.700 | -32.53 | 6.01 | -13.0 | -19.53 | 241.00 | Horizontal | Horizontal | Pass |
| 3346.200 | -45.71 | 5.45 | -13.0 | -32.71 | 242.00 | Horizontal | Horizontal | Pass |

RSE-H&V GSM CH190

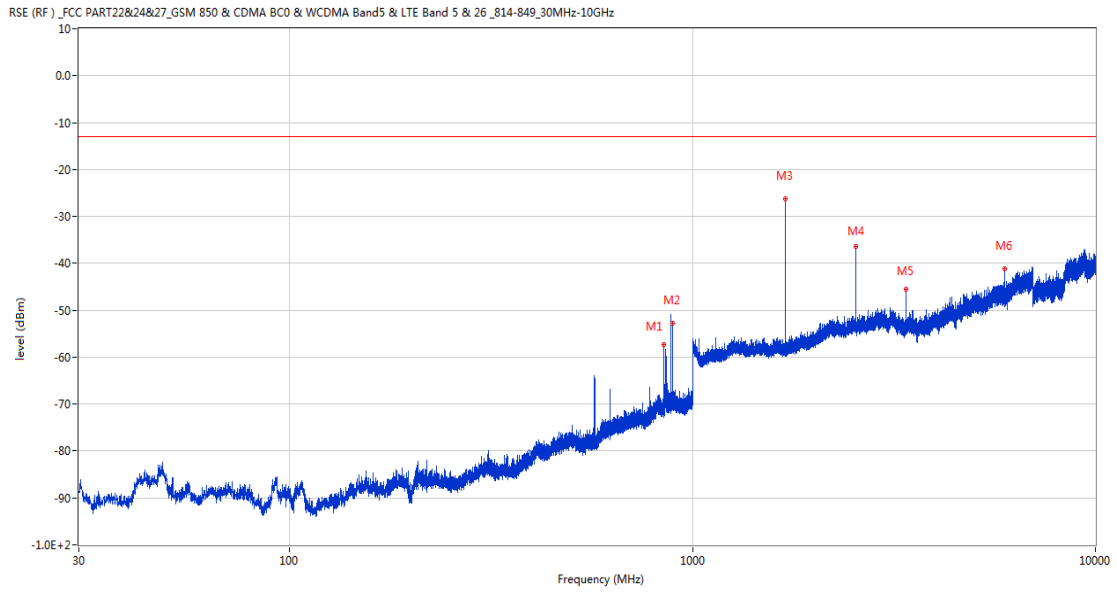
RSE (RF) _FCC PART22&24&27_GSM 850 & CDMA BC0 & WCDMA Band5 & LTE Band 5 & 26_814-849_30MHz-10GHz



| Frequency (MHz) | Result (dBm) | Factor (dB) | PK Limit (dBm) | Over Limit (dB) | Table (o) | ANT | EUT | Verdict |
|-----------------|--------------|-------------|----------------|-----------------|-----------|------------|----------|---------|
| 829.571 | -66.84 | 0.59 | -13.0 | -53.84 | 125.00 | Horizontal | Vertical | N/A |
| 881.612 | -56.45 | 0.65 | -13.0 | -43.45 | 185.00 | Horizontal | Vertical | N/A |
| 1673.200 | -29.74 | -0.83 | -13.0 | -16.74 | 22.00 | Horizontal | Vertical | Pass |
| 2509.800 | -38.96 | 6.02 | -13.0 | -25.96 | 0.00 | Horizontal | Vertical | Pass |
| 3346.200 | -48.17 | 5.45 | -13.0 | -35.17 | 326.00 | Horizontal | Vertical | Pass |
| 9385.750 | -37.74 | 39.92 | -13.0 | -24.74 | 180.00 | Horizontal | Vertical | Pass |

1.3 GSM 850 High Channel

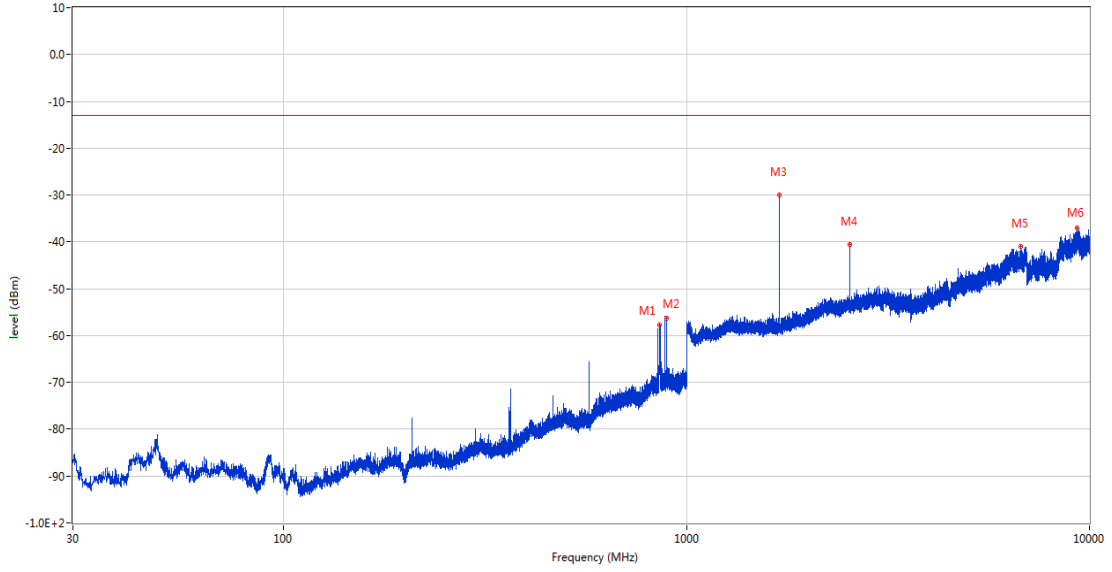
RSE-H&H GSM 850 CH251



| Frequency (MHz) | Result (dBm) | Factor (dB) | PK Limit (dBm) | Over Limit (dB) | Table (o) | ANT | EUT | Verdict |
|-----------------|--------------|-------------|----------------|-----------------|-----------|------------|------------|---------|
| 848.729 | -57.26 | 0.40 | -13.0 | -44.26 | 283.00 | Horizontal | Horizontal | N/A |
| 893.737 | -52.87 | 1.14 | -13.0 | -39.87 | 138.00 | Horizontal | Horizontal | N/A |
| 1697.400 | -26.23 | -0.91 | -13.0 | -13.23 | 168.00 | Horizontal | Horizontal | Pass |
| 2546.200 | -36.30 | 4.73 | -13.0 | -23.30 | 253.00 | Horizontal | Horizontal | Pass |
| 3395.000 | -45.48 | 6.33 | -13.0 | -32.48 | 338.00 | Horizontal | Horizontal | Pass |
| 5941.400 | -41.17 | 14.68 | -13.0 | -28.17 | 170.00 | Horizontal | Horizontal | Pass |

RSE-H&V GSM 850 CH251

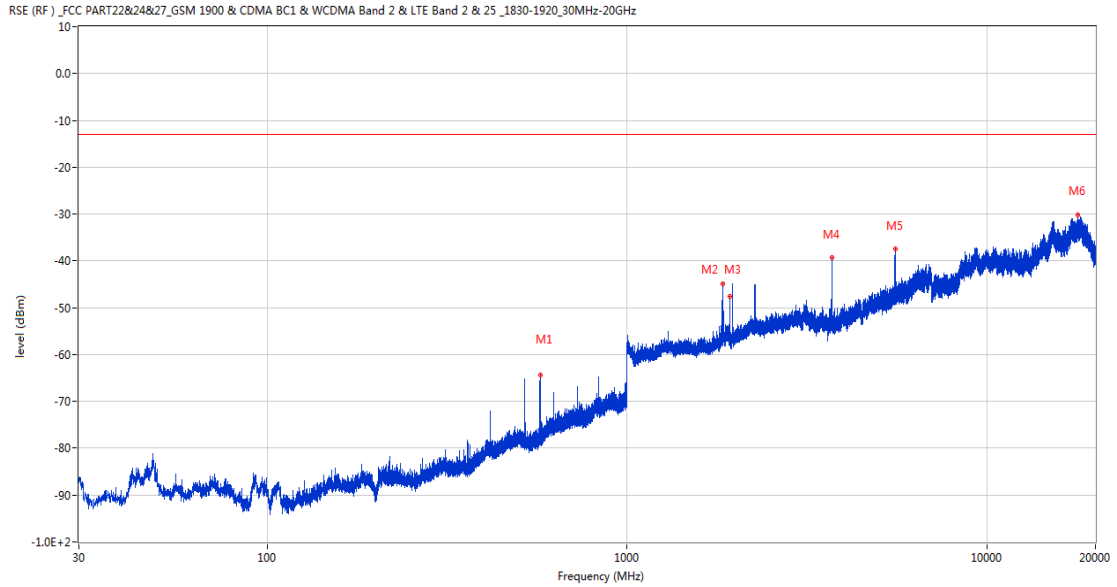
RSE (RF) _FCC PART22&24&27_GSM 850 & CDMA BC0 & WCDMA Band5 & LTE Band 5 & 26_814-849_30MHz-10GHz



| Frequency (MHz) | Result (dBm) | Factor (dB) | PK Limit (dBm) | Over Limit (dB) | Table (o) | ANT | EUT | Verdict |
|-----------------|--------------|-------------|----------------|-----------------|-----------|------------|----------|---------|
| 859.447 | -57.66 | 0.30 | -13.0 | -44.66 | 273.00 | Horizontal | Vertical | N/A |
| 893.737 | -56.29 | 1.14 | -13.0 | -43.29 | 123.00 | Horizontal | Vertical | N/A |
| 1697.300 | -30.05 | -0.91 | -13.0 | -17.05 | 26.00 | Horizontal | Vertical | Pass |
| 2546.600 | -40.63 | 4.70 | -13.0 | -27.63 | 18.00 | Horizontal | Vertical | Pass |
| 6745.400 | -40.96 | 19.34 | -13.0 | -27.96 | 309.00 | Horizontal | Vertical | Pass |
| 9307.300 | -37.04 | 39.62 | -13.0 | -24.04 | 17.00 | Horizontal | Vertical | Pass |

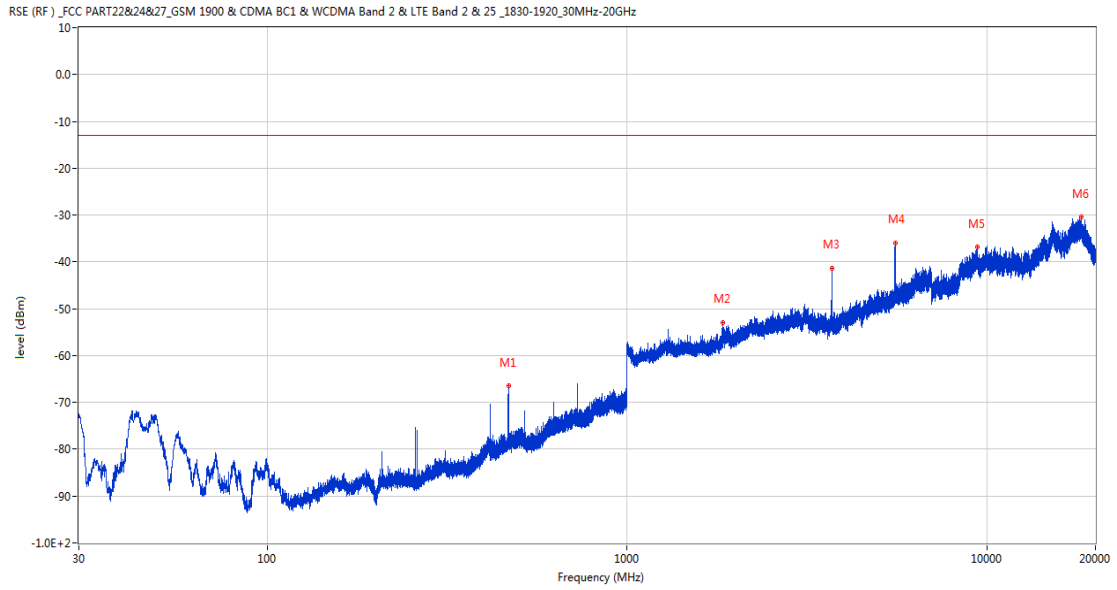
GSM 1900
 2 GSM 1900
 2.1 GSM 1900, Low Channel

RSE-H&H GSM 1900 CH512



| Frequency (MHz) | Result (dBm) | Factor (dB) | PK Limit (dBm) | Over Limit (dB) | Table (o) | ANT | EUT | Verdict |
|-----------------|--------------|-------------|----------------|-----------------|-----------|------------|------------|---------|
| 573.346 | -64.40 | -6.61 | -13.0 | -51.40 | 241.00 | Horizontal | Horizontal | Pass |
| 1840.300 | -44.91 | 2.03 | -13.0 | -31.91 | 153.00 | Horizontal | Horizontal | N/A |
| 1930.000 | -47.53 | 0.73 | -13.0 | -34.53 | 218.00 | Horizontal | Horizontal | N/A |
| 3700.200 | -39.33 | 7.46 | -13.0 | -26.33 | 6.00 | Horizontal | Horizontal | Pass |
| 5550.600 | -37.47 | 13.49 | -13.0 | -24.47 | 218.00 | Horizontal | Horizontal | Pass |
| 17876.474 | -30.13 | 44.51 | -13.0 | -17.13 | 236.00 | Horizontal | Horizontal | Pass |

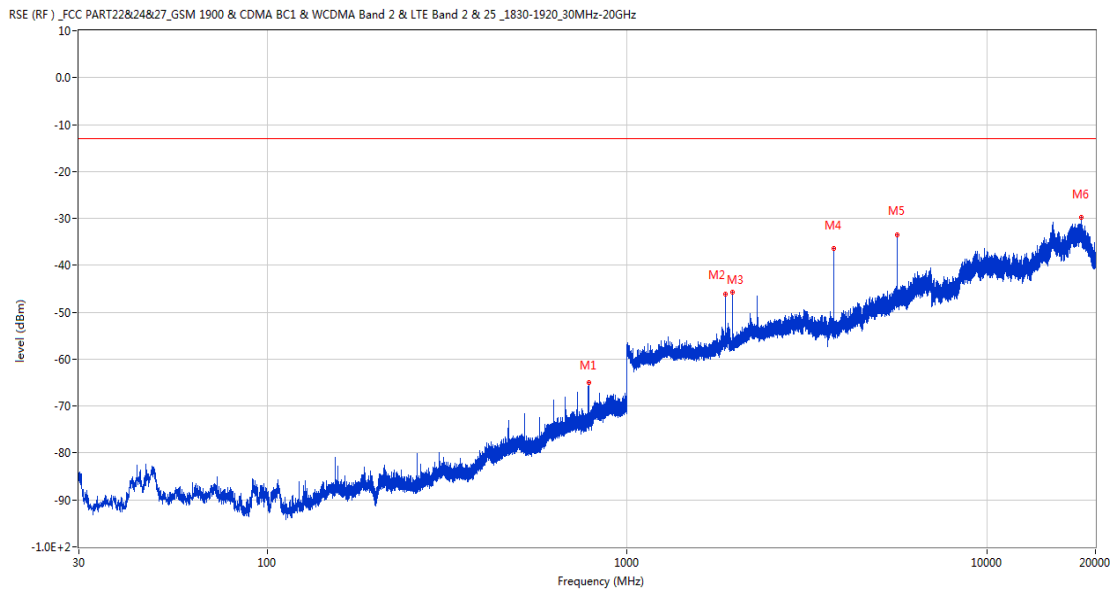
RSE-V&H GSM 1900 CH512



| Frequency (MHz) | Result (dBm) | Factor (dB) | PK Limit (dBm) | Over Limit (dB) | Table (o) | ANT | EUT | Verdict |
|-----------------|--------------|-------------|----------------|-----------------|-----------|----------|------------|---------|
| 469.313 | -66.45 | -7.28 | -13.0 | -53.45 | 39.00 | Vertical | Horizontal | Pass |
| 1840.400 | -53.03 | 2.03 | -13.0 | -40.03 | 254.00 | Vertical | Horizontal | N/A |
| 3700.200 | -41.32 | 7.46 | -13.0 | -28.32 | 76.00 | Vertical | Horizontal | Pass |
| 5550.600 | -36.05 | 13.49 | -13.0 | -23.05 | 145.00 | Vertical | Horizontal | Pass |
| 9385.388 | -36.92 | 39.92 | -13.0 | -23.92 | 360.00 | Vertical | Horizontal | Pass |
| 18310.750 | -30.42 | 44.43 | -13.0 | -17.42 | 153.00 | Vertical | Horizontal | Pass |

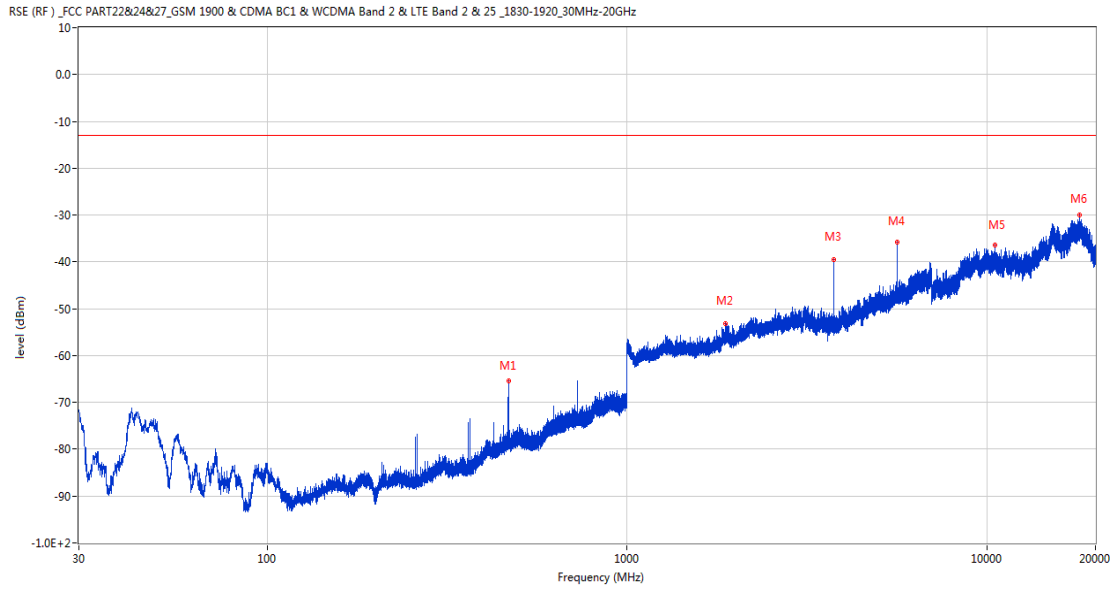
2.2 GSM 1900, Middle Channel

RSE-H&H GSM 1900 CH661



| Frequency (MHz) | Result (dBm) | Factor (dB) | PK Limit (dBm) | Over Limit (dB) | Table (o) | ANT | EUT | Verdict |
|-----------------|--------------|-------------|----------------|-----------------|-----------|------------|------------|---------|
| 781.313 | -64.99 | -2.35 | -13.0 | -51.99 | 256.00 | Horizontal | Horizontal | Pass |
| 1879.900 | -46.20 | 2.69 | -13.0 | -33.20 | 171.00 | Horizontal | Horizontal | N/A |
| 1959.900 | -45.76 | 1.10 | -13.0 | -32.76 | 208.00 | Horizontal | Horizontal | N/A |
| 3760.000 | -36.42 | 7.85 | -13.0 | -23.42 | 209.00 | Horizontal | Horizontal | Pass |
| 5639.800 | -33.51 | 13.48 | -13.0 | -20.51 | 209.00 | Horizontal | Horizontal | Pass |
| 18281.386 | -29.70 | 44.60 | -13.0 | -16.70 | 360.00 | Horizontal | Horizontal | Pass |

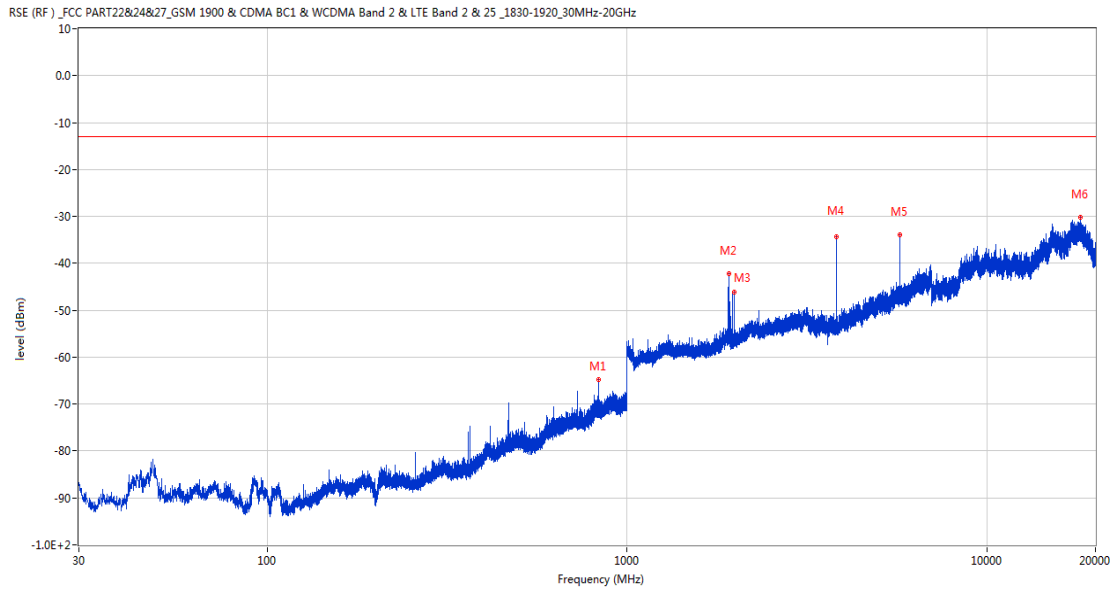
RSE-V&H GSM 1900 CH661



| Frequency (MHz) | Result (dBm) | Factor (dB) | PK Limit (dBm) | Over Limit (dB) | Table (o) | ANT | EUT | Verdict |
|-----------------|--------------|-------------|----------------|-----------------|-----------|----------|------------|---------|
| 469.313 | -65.35 | -7.28 | -13.0 | -52.35 | 1.00 | Vertical | Horizontal | Pass |
| 1880.000 | -53.22 | 2.69 | -13.0 | -40.22 | 271.00 | Vertical | Horizontal | N/A |
| 3760.000 | -39.44 | 7.85 | -13.0 | -26.44 | 66.00 | Vertical | Horizontal | Pass |
| 5640.000 | -35.68 | 13.50 | -13.0 | -22.68 | 153.00 | Vertical | Horizontal | Pass |
| 10545.450 | -36.50 | 40.69 | -13.0 | -23.50 | 234.00 | Vertical | Horizontal | Pass |
| 18091.438 | -30.05 | 44.98 | -13.0 | -17.05 | 318.00 | Vertical | Horizontal | Pass |

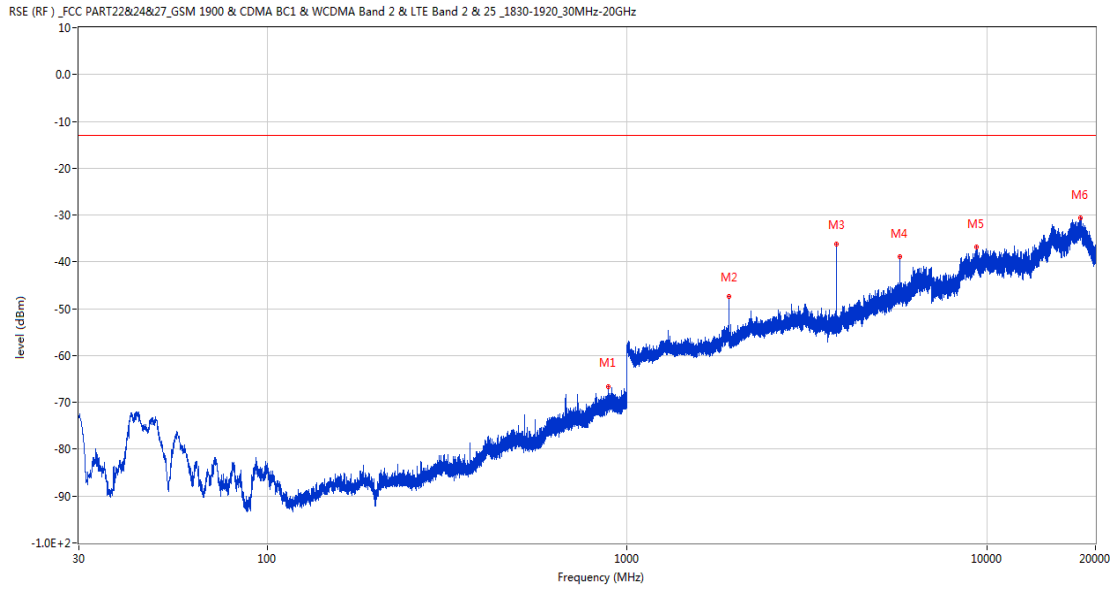
2.3 GSM 1900, High Channel

RSE-H&H GSM 1900 CH810



| Frequency (MHz) | Result (dBm) | Factor (dB) | PK Limit (dBm) | Over Limit (dB) | Table (o) | ANT | EUT | Verdict |
|-----------------|--------------|-------------|----------------|-----------------|-----------|------------|------------|---------|
| 831.996 | -64.74 | -0.51 | -13.0 | -51.74 | 29.00 | Horizontal | Horizontal | Pass |
| 1916.200 | -42.27 | 3.09 | -13.0 | -29.27 | 18.00 | Horizontal | Horizontal | N/A |
| 1989.600 | -46.17 | 1.00 | -13.0 | -33.17 | 232.00 | Horizontal | Horizontal | N/A |
| 3819.400 | -34.35 | 7.12 | -13.0 | -21.35 | 360.00 | Horizontal | Horizontal | Pass |
| 5729.200 | -33.82 | 13.61 | -13.0 | -20.82 | 190.00 | Horizontal | Horizontal | Pass |
| 18218.312 | -30.22 | 44.92 | -13.0 | -17.22 | 295.00 | Horizontal | Horizontal | Pass |

RSE-V&H GSM 1900 CH810



| Frequency (MHz) | Result (dBm) | Factor (dB) | PK Limit (dBm) | Over Limit (dB) | Table (o) | ANT | EUT | Verdict |
|-----------------|--------------|-------------|----------------|-----------------|-----------|----------|------------|---------|
| 884.812 | -66.62 | 0.30 | -13.0 | -53.62 | 110.00 | Vertical | Horizontal | Pass |
| 1915.000 | -47.29 | 3.08 | -13.0 | -34.29 | 12.00 | Vertical | Horizontal | N/A |
| 3819.600 | -36.25 | 7.12 | -13.0 | -23.25 | 286.00 | Vertical | Horizontal | Pass |
| 5729.000 | -38.98 | 13.61 | -13.0 | -25.98 | 141.00 | Vertical | Horizontal | Pass |
| 9325.587 | -36.81 | 39.69 | -13.0 | -23.81 | 242.00 | Vertical | Horizontal | Pass |
| 18138.563 | -30.54 | 45.03 | -13.0 | -17.54 | 54.00 | Vertical | Horizontal | Pass |