

Annex A.7 Field Strength of Spurious Radiation

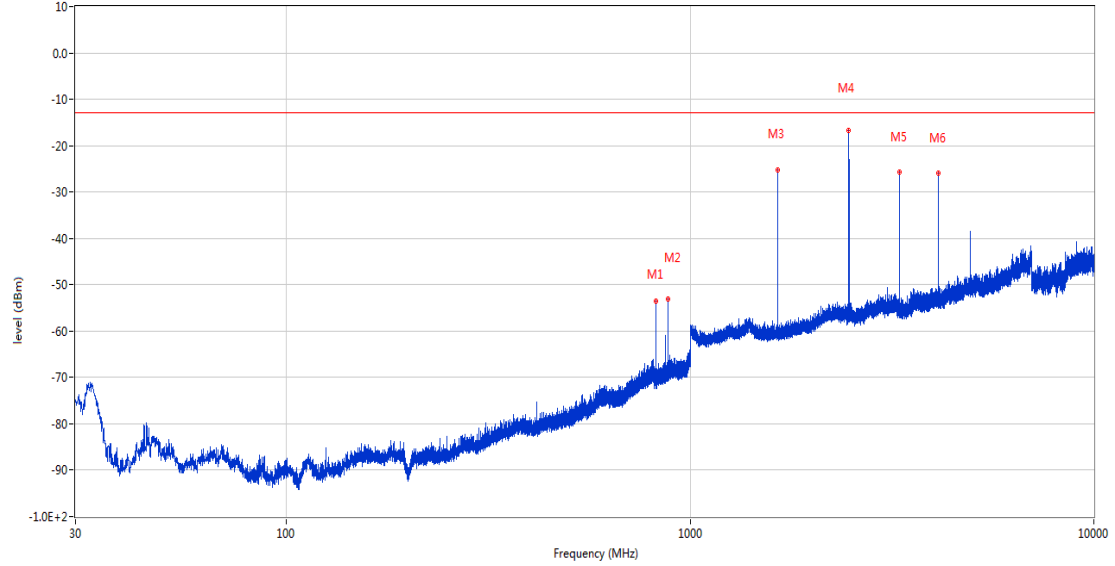
GSM

1 GSM 850

1.1 GSM 850 Low Channel

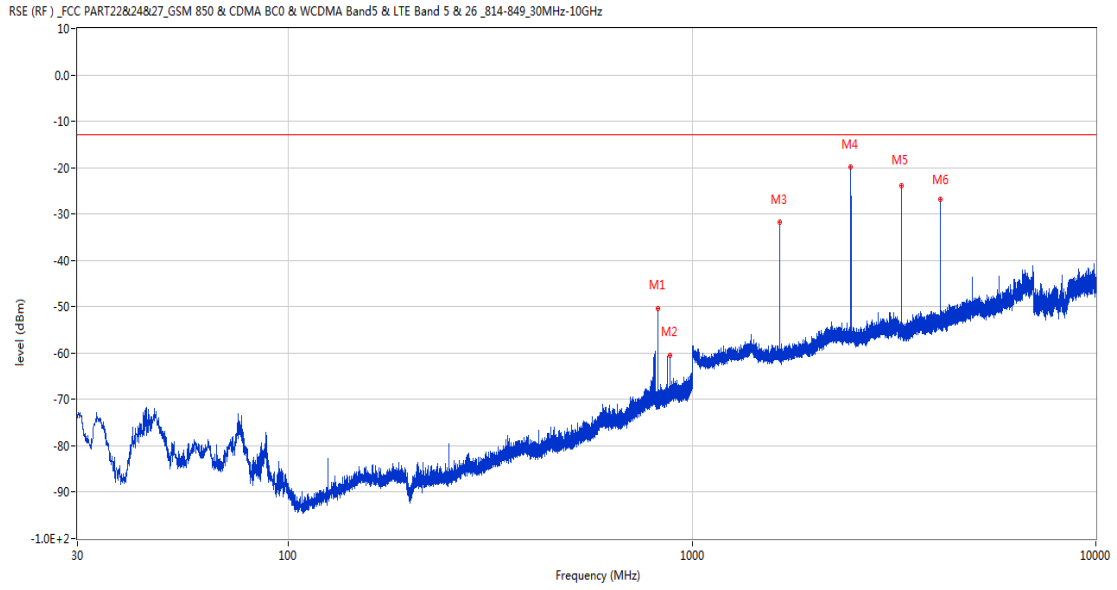
RSE-H&H GSM 850 CH128

RSE (RF) _FCC PART22&24&27_GSM 850 & CDMA BC0 & WCDMA Band5 & LTE Band 5 & 26_814-849_30MHz-10GHz



Frequency (MHz)	Result (dBm)	Factor (dB)	PK Limit (dBm)	Over Limit (dB)	Table (o)	ANT	EUT	Verdict
824.236	-53.43	2.22	-13.0	-40.43	109.00	Horizontal	Horizontal	N/A
881.612	-53.12	2.81	-13.0	-40.12	283.00	Horizontal	Horizontal	N/A
1648.700	-25.35	-5.85	-13.0	-12.35	132.00	Horizontal	Horizontal	Pass
2473.200	-16.78	-1.25	-13.0	-3.78	172.00	Horizontal	Horizontal	Pass
3297.200	-25.67	2.58	-13.0	-12.67	25.00	Horizontal	Horizontal	Pass
4121.400	-25.91	4.61	-13.0	-12.91	152.00	Horizontal	Horizontal	Pass

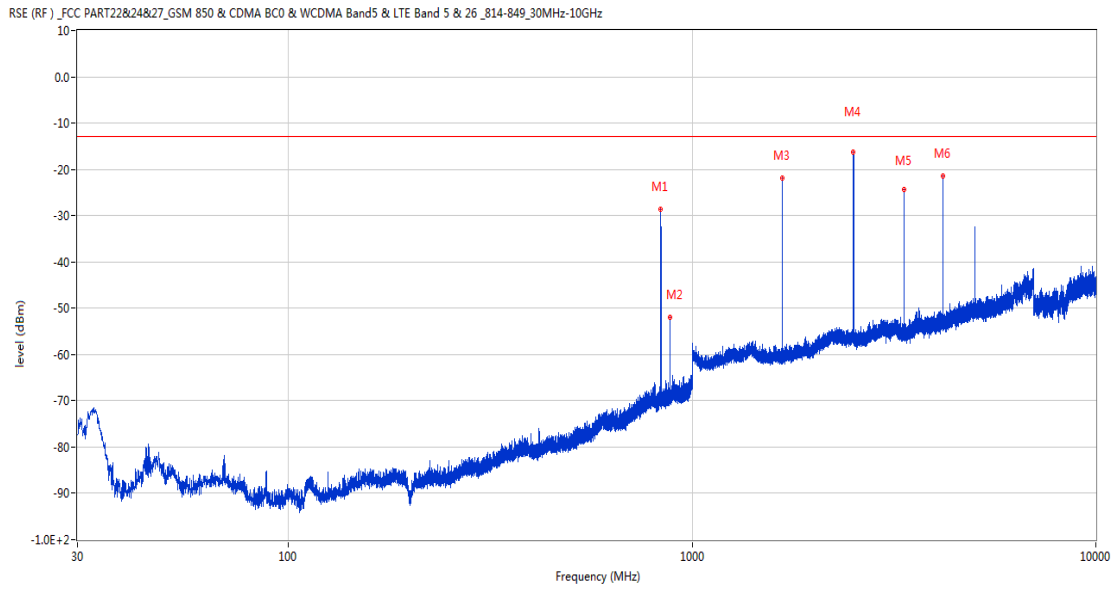
RSE-V&V GSM 850 CH128



Frequency (MHz)	Result (dBm)	Factor (dB)	PK Limit (dBm)	Over Limit (dB)	Table (o)	ANT	EUT	Verdict
824.188	-50.41	2.22	-13.0	-37.41	58.00	Vertical	Vertical	N/A
881.612	-60.57	2.81	-13.0	-47.57	361.00	Vertical	Vertical	N/A
1648.700	-31.83	-5.85	-13.0	-18.83	249.00	Vertical	Vertical	Pass
2473.000	-19.93	-1.27	-13.0	-6.93	361.00	Vertical	Vertical	Pass
3297.000	-23.83	2.59	-13.0	-10.83	115.00	Vertical	Vertical	Pass
4121.800	-26.80	4.62	-13.0	-13.80	59.00	Vertical	Vertical	Pass

1.2 GSM 850 Middle Channel

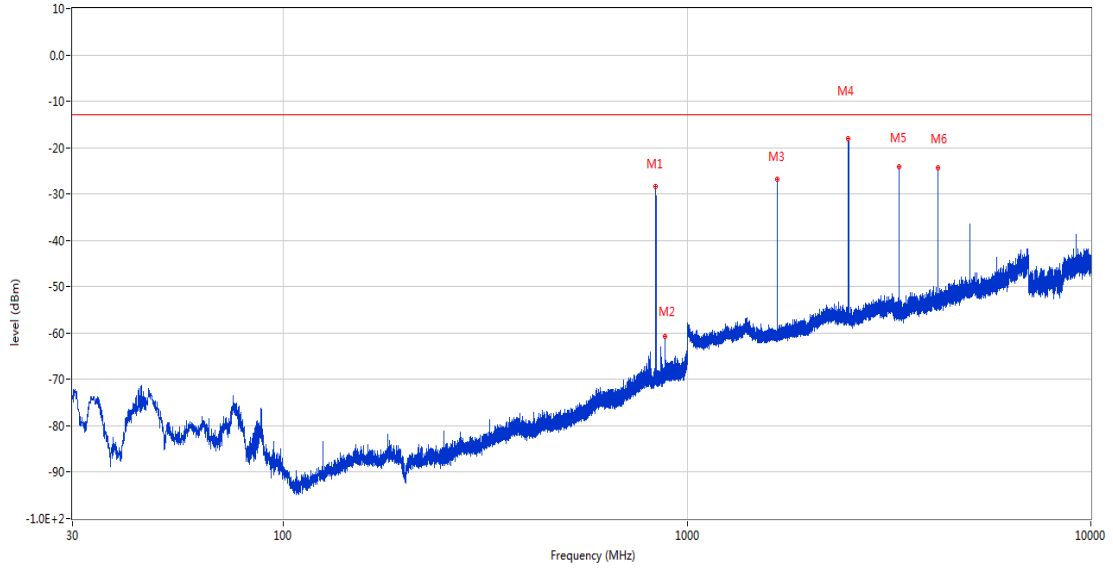
RSE-H&H GSM 850 CH190



Frequency (MHz)	Result (dBm)	Factor (dB)	PK Limit (dBm)	Over Limit (dB)	Table (o)	ANT	EUT	Verdict
836.604	-28.69	2.59	-13.0	-15.69	134.00	Horizontal	Horizontal	N/A
881.612	-52.04	2.81	-13.0	-39.04	268.00	Horizontal	Horizontal	N/A
1673.600	-21.92	-5.83	-13.0	-8.92	148.00	Horizontal	Horizontal	Pass
2509.900	-16.38	-0.95	-13.0	-3.38	172.00	Horizontal	Horizontal	Pass
3347.000	-24.41	2.46	-13.0	-11.41	168.00	Horizontal	Horizontal	Pass
4183.600	-21.42	5.00	-13.0	-8.42	176.00	Horizontal	Horizontal	Pass

RSE-V&V GSM CH190

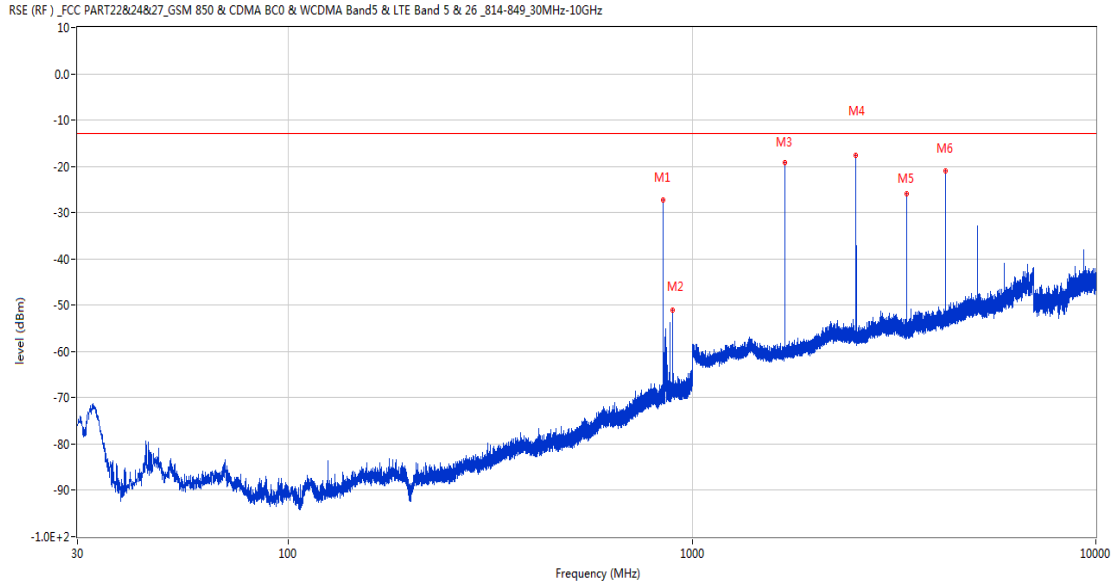
RSE (RF) _FCC PART22&24&27_GSM 850 & CDMA BC0 & WCDMA Band5 & LTE Band 5 & 26 _814-849_30MHz-10GHz



Frequency (MHz)	Result (dBm)	Factor (dB)	PK Limit (dBm)	Over Limit (dB)	Table (o)	ANT	EUT	Verdict
836.604	-28.35	2.59	-13.0	-15.35	162.00	Vertical	Vertical	N/A
881.660	-60.78	2.81	-13.0	-47.78	227.00	Vertical	Vertical	N/A
1673.500	-26.88	-5.84	-13.0	-13.88	236.00	Vertical	Vertical	Pass
2510.000	-18.10	-0.97	-13.0	-5.10	23.00	Vertical	Vertical	Pass
3346.600	-24.12	2.47	-13.0	-11.12	102.00	Vertical	Vertical	Pass
4183.200	-24.41	4.97	-13.0	-11.41	76.00	Vertical	Vertical	Pass

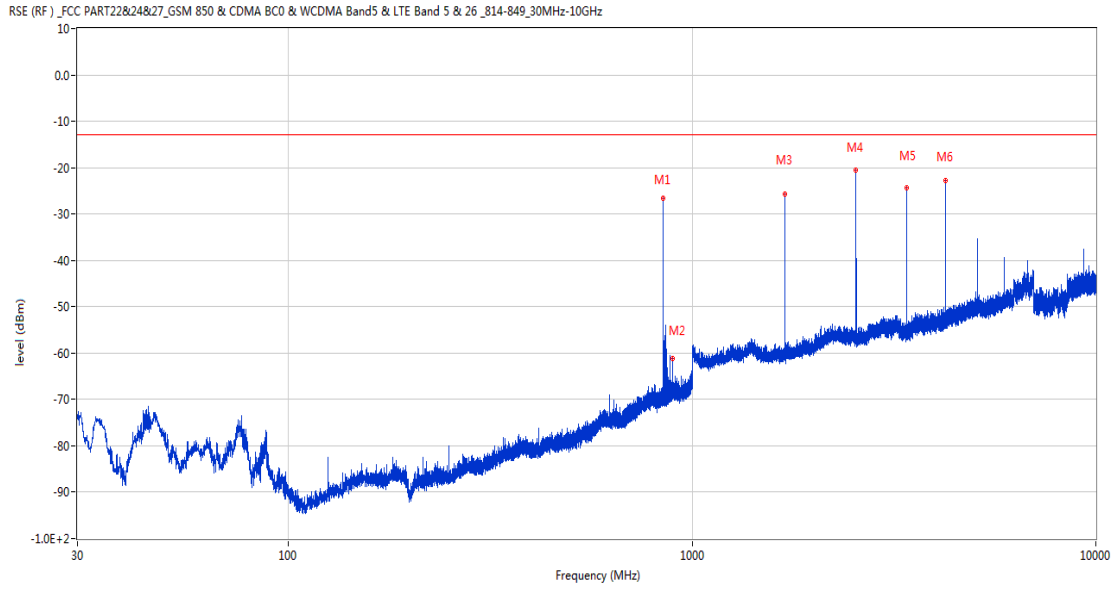
1.3 GSM 850 High Channel

RSE-H&H GSM 850 CH251



Frequency (MHz)	Result (dBm)	Factor (dB)	PK Limit (dBm)	Over Limit (dB)	Table (o)	ANT	EUT	Verdict
848.825	-27.35	2.47	-13.0	-14.35	121.00	Horizontal	Horizontal	N/A
893.785	-51.17	3.53	-13.0	-38.17	277.00	Horizontal	Horizontal	N/A
1698.100	-19.25	-5.63	-13.0	-6.25	130.00	Horizontal	Horizontal	Pass
2546.600	-17.72	-1.29	-13.0	-4.72	103.00	Horizontal	Horizontal	Pass
3395.800	-25.99	2.73	-13.0	-12.99	24.00	Horizontal	Horizontal	Pass
4244.200	-21.09	5.11	-13.0	-8.09	160.00	Horizontal	Horizontal	Pass

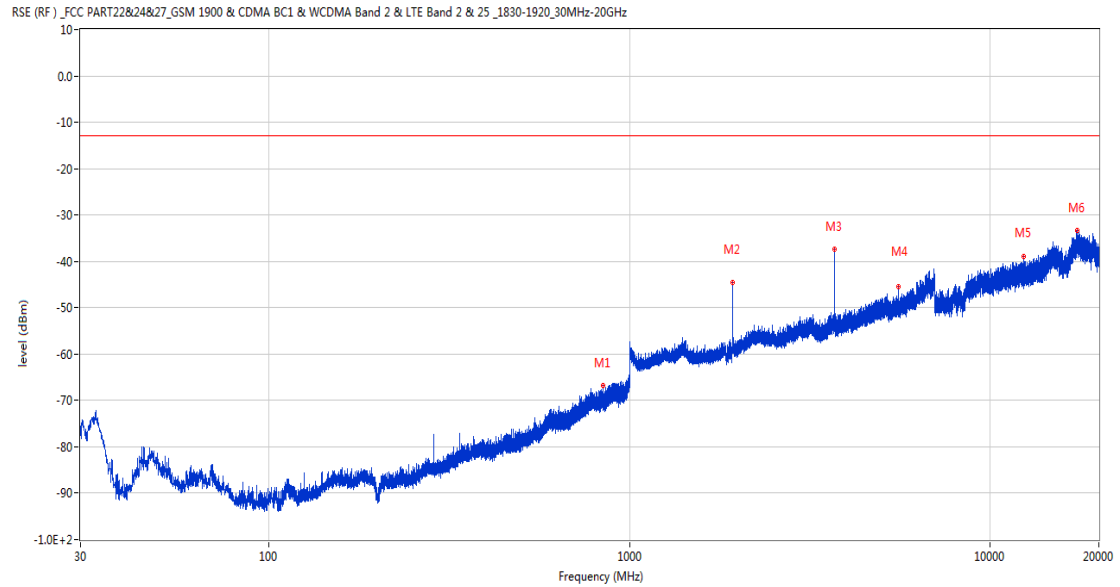
RSE-V&V GSM 850 CH251



Frequency (MHz)	Result (dBm)	Factor (dB)	PK Limit (dBm)	Over Limit (dB)	Table (o)	ANT	EUT	Verdict
848.874	-26.51	2.46	-13.0	-13.51	85.00	Vertical	Vertical	N/A
893.785	-61.24	3.53	-13.0	-48.24	0.00	Vertical	Vertical	N/A
1698.000	-25.80	-5.63	-13.0	-12.80	228.00	Vertical	Vertical	Pass
2546.600	-20.61	-1.29	-13.0	-7.61	19.00	Vertical	Vertical	Pass
3396.000	-24.24	2.73	-13.0	-11.24	115.00	Vertical	Vertical	Pass
4244.600	-22.67	5.10	-13.0	-9.67	71.00	Vertical	Vertical	Pass

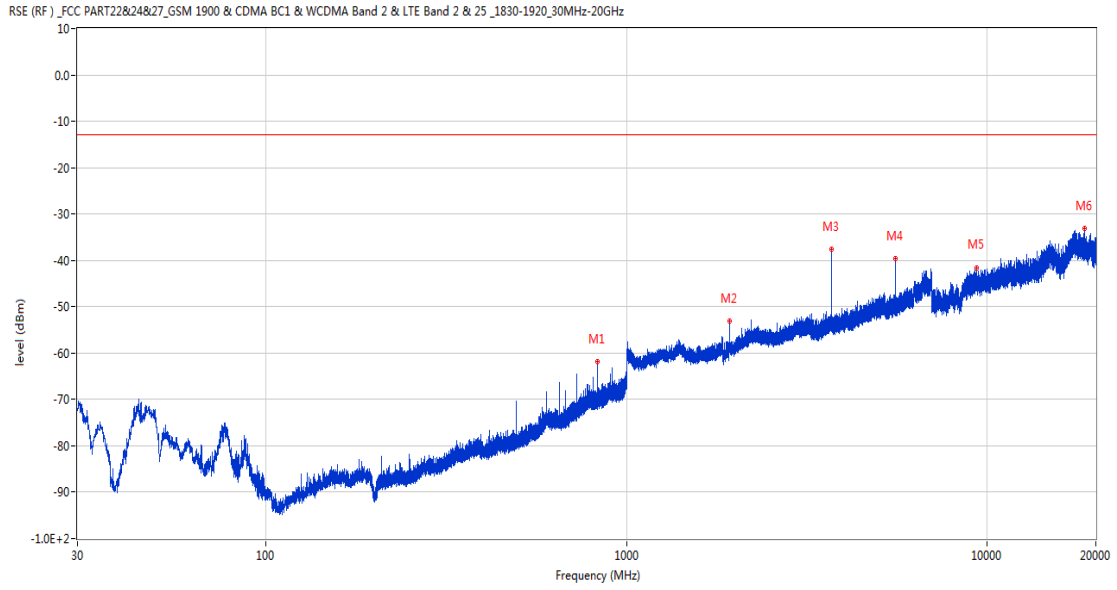
GSM 1900
 2 GSM 1900
 2.1 GSM 1900, Low Channel

RSE-H&V GSM 1900 CH512



Frequency (MHz)	Result (dBm)	Factor (dB)	PK Limit (dBm)	Over Limit (dB)	Table (o)	ANT	EUT	Verdict
845.770	-66.87	1.55	-13.0	-53.87	208.00	Horizontal	Vertical	Pass
1930.600	-44.58	-3.80	-13.0	-31.58	235.00	Horizontal	Vertical	N/A
3700.800	-37.42	4.96	-13.0	-24.42	360.00	Horizontal	Vertical	Pass
5551.000	-45.54	7.49	-13.0	-32.54	212.00	Horizontal	Vertical	Pass
12348.075	-38.87	18.64	-13.0	-25.87	360.00	Horizontal	Vertical	Pass
17421.175	-33.41	22.62	-13.0	-20.41	69.00	Horizontal	Vertical	Pass

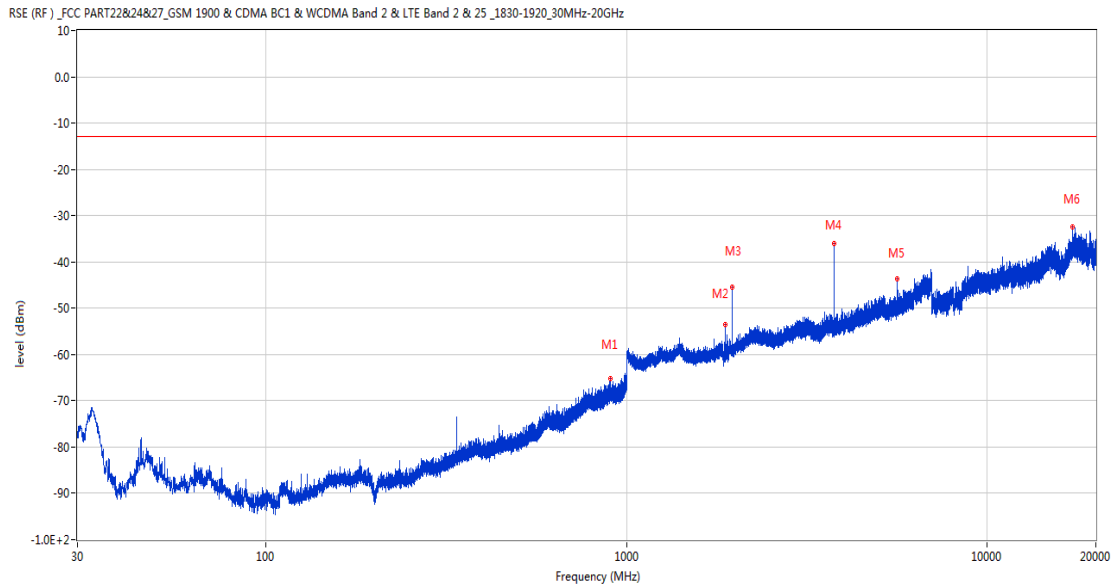
RSE-V&V GSM 1900 CH512



Frequency (MHz)	Result (dBm)	Factor (dB)	PK Limit (dBm)	Over Limit (dB)	Table (o)	ANT	EUT	Verdict
831.996	-61.77	1.46	-13.0	-48.77	156.00	Vertical	Vertical	Pass
1930.500	-53.12	-3.80	-13.0	-40.12	7.00	Vertical	Vertical	N/A
3701.000	-37.59	4.95	-13.0	-24.59	143.00	Vertical	Vertical	Pass
5550.800	-39.54	7.48	-13.0	-26.54	167.00	Vertical	Vertical	Pass
9349.737	-41.67	15.08	-13.0	-28.67	29.00	Vertical	Vertical	Pass
18616.699	-33.13	24.01	-13.0	-20.13	278.00	Vertical	Vertical	Pass

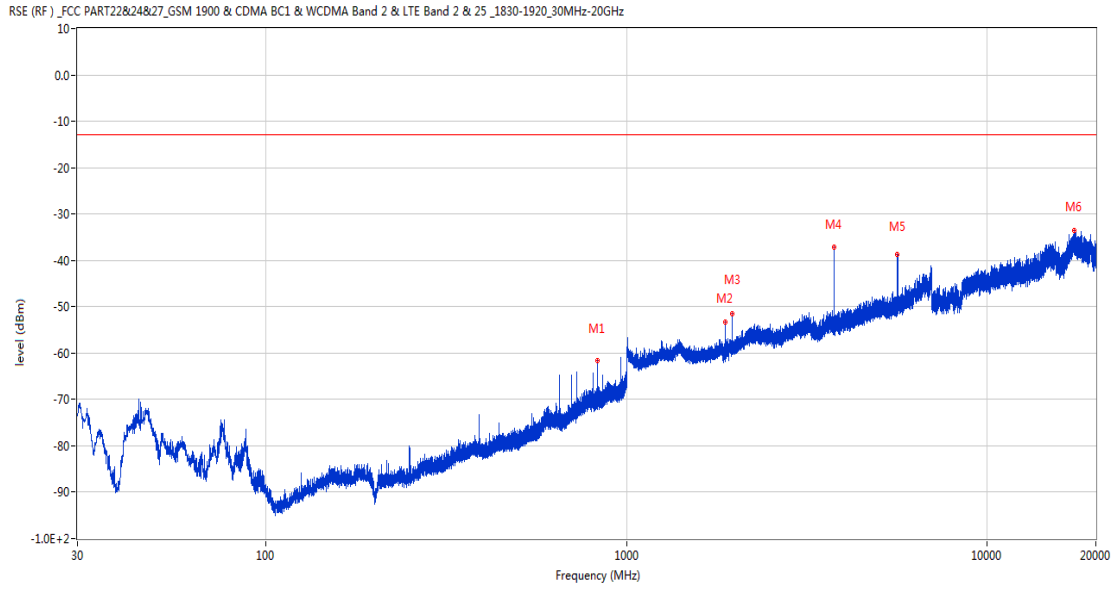
2.2 GSM 1900, Middle Channel

RSE-H&V GSM 1900 CH661



Frequency (MHz)	Result (dBm)	Factor (dB)	PK Limit (dBm)	Over Limit (dB)	Table (o)	ANT	EUT	Verdict
899.459	-65.16	3.62	-13.0	-52.16	316.00	Horizontal	Vertical	Pass
1880.400	-53.56	-4.03	-13.0	-40.56	360.00	Horizontal	Vertical	N/A
1960.400	-45.52	-4.69	-13.0	-32.52	239.00	Horizontal	Vertical	N/A
3760.200	-36.10	3.70	-13.0	-23.10	32.00	Horizontal	Vertical	Pass
5640.200	-43.72	7.15	-13.0	-30.72	188.00	Horizontal	Vertical	Pass
17189.538	-32.54	20.97	-13.0	-19.54	-1.00	Horizontal	Vertical	Pass

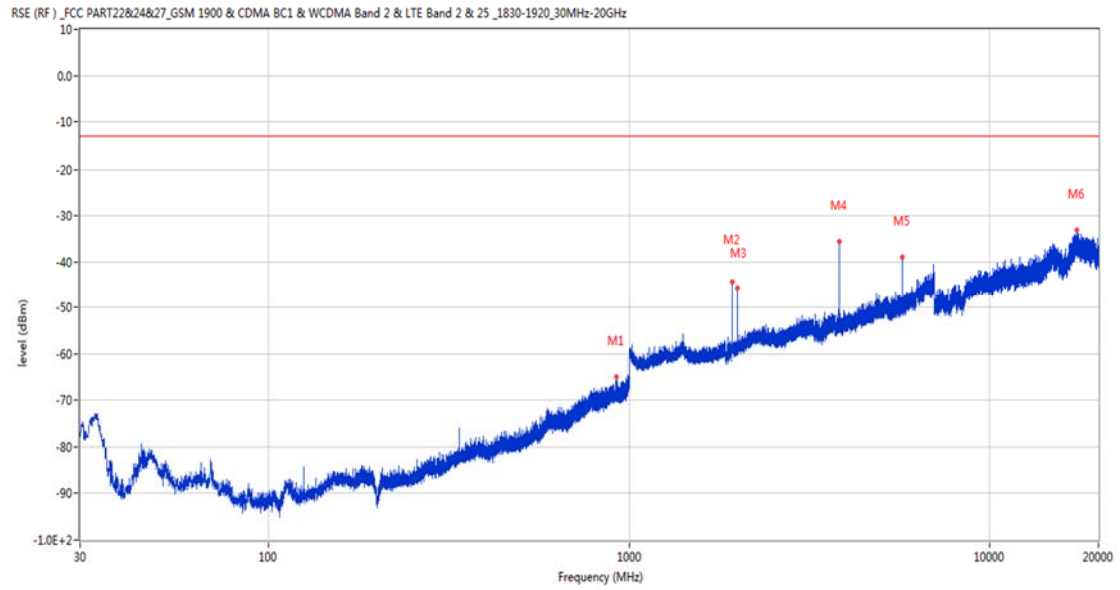
RSE-V&V GSM 1900 CH661



Frequency (MHz)	Result (dBm)	Factor (dB)	PK Limit (dBm)	Over Limit (dB)	Table (o)	ANT	EUT	Verdict
831.996	-62.02	1.46	-13.0	-49.02	217.00	Vertical	Vertical	Pass
1880.300	-53.40	-4.03	-13.0	-40.40	204.00	Vertical	Vertical	N/A
1960.400	-51.42	-4.69	-13.0	-38.42	32.00	Vertical	Vertical	N/A
3760.400	-37.11	3.71	-13.0	-24.11	127.00	Vertical	Vertical	Pass
5640.200	-38.71	7.15	-13.0	-25.71	203.00	Vertical	Vertical	Pass
17471.199	-33.48	21.72	-13.0	-20.48	0.00	Vertical	Vertical	Pass

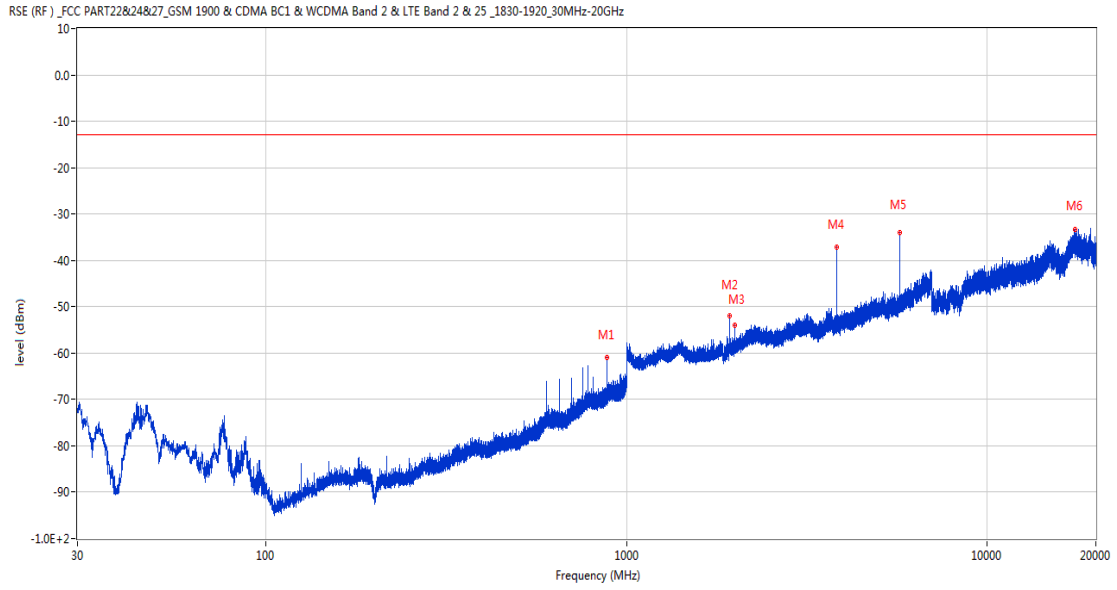
2.3 GSM 1900, High Channel

RSE-H&V GSM 1900 CH810



Frequency (MHz)	Result (dBm)	Factor (dB)	PK Limit (dBm)	Over Limit (dB)	Table (o)	ANT	EUT	Verdict
921.284	-65.04	3.47	-13.0	-52.04	-1.00	Horizontal	Vertical	Pass
1930.600	-44.22	-3.80	-13.0	-31.22	235.00	Horizontal	Vertical	N/A
1990.300	-45.75	-4.41	-13.0	-32.75	235.00	Horizontal	Vertical	N/A
3820.000	-35.54	4.98	-13.0	-22.54	0.00	Horizontal	Vertical	Pass
5729.800	-39.00	7.39	-13.0	-26.00	191.00	Horizontal	Vertical	Pass
17428.062	-33.21	22.45	-13.0	-20.21	139.00	Horizontal	Vertical	Pass

RSE-V&V GSM 1900 CH810



Frequency (MHz)	Result (dBm)	Factor (dB)	PK Limit (dBm)	Over Limit (dB)	Table (o)	ANT	EUT	Verdict
883.988	-61.00	3.01	-13.0	-48.00	180.00	Vertical	Vertical	Pass
1930.500	-52.01	-3.80	-13.0	-39.01	0.00	Vertical	Vertical	N/A
1990.100	-54.09	-4.42	-13.0	-41.09	353.00	Vertical	Vertical	N/A
3819.800	-37.17	4.96	-13.0	-24.17	134.00	Vertical	Vertical	Pass
5729.800	-34.11	7.39	-13.0	-21.11	196.00	Vertical	Vertical	Pass
17560.011	-33.29	22.47	-13.0	-20.29	205.00	Vertical	Vertical	Pass