

RF TEST REPORT

ISSUED BY
Shenzhen BALUN Technology Co., Ltd.



FOR
LAPTOP

ISSUED TO
E&S INTERNATIONAL ENTERPRISES, INC.

7801 HAYVENHURST AVE. VAN NUYS, CA 91406



Tested by: 

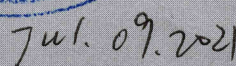
Ye Hongji

Date: 

Jul. 09, 2021

Approved by: 

Liao Jianming
(Technical Director)

Date: 

Jul. 09, 2021

Report No.: BL-SZ2140812-604

EUT Name: LAPTOP

Model Name: GWTN156-7 (refer section 2.4)

Brand Name: Gateway

Test Standard: 47 CFR Part 15 Subpart E
(refer section 3.1)

FCC ID: 2AYPE-GWTN156-TLKA

Test Conclusion: Pass

Test Date: Apr. 26, 2021 ~ May 10, 2021

Date of Issue: Jul. 09, 2021

NOTE: This test report of test results only related to testing samples, which can be duplicated completely for the legal use with the approval of the applicant; it shall not be reproduced except in full, without the written approval of Shenzhen BALUN Technology Co., Ltd. Any objections should be raised within thirty days from the date of issue. To validate the report, please contact us.

Revision History

<u>Version</u>	<u>Issue Date</u>	<u>Revisions Content</u>
<u>Rev. 01</u>	<u>Jun. 30, 2021</u>	<u>Initial Issue</u>
<u>Rev. 02</u>	<u>Jul. 09, 2021</u>	<u>Revise the 11a conducted power of section A.1.</u>

TABLE OF CONTENTS

1 ADMINISTRATIVE DATA (GENERAL INFORMATION)4

 1.1 Identification of the Testing Laboratory4

 1.2 Identification of the Responsible Testing Location4

 1.3 Laboratory Condition4

 1.4 Announce4

2 PRODUCT INFORMATION5

 2.1 Applicant Information5

 2.2 Manufacturer Information5

 2.3 Factory Information5

 2.4 General Description for Equipment under Test (EUT)5

 2.5 Technical Information6

 2.6 Additional Instructions7

 2.7 Channel List9

3 SUMMARY OF TEST RESULTS12

 3.1 Test Standards12

 3.2 Verdict12

4 GENERAL TEST CONFIGURATIONS13

 4.1 Test Environments13

 4.2 Test Equipment List13

 4.3 Measurement Uncertainty14

 4.4 Description of Test Setup15

5 TEST ITEMS18

 5.1 RF Output Power18

 5.2 Emission Bandwidth and 6 dB Bandwidth19

 5.3 Power Spectral density (PSD)20

 5.4 Conducted Emission21

 5.5 Radiated Spurious Emissions and Band Edge (Restricted-band)22

ANNEX A	TEST RESULT	26
A.1	RF Output Power	26
A.2	Emission Bandwidth & 99% Bandwidth	36
A.3	6 dB Bandwidth	40
A.4	Power Spectral Density	42
A.5	Conducted Emissions	52
A.6	Radiated Spurious Emissions and Band Edge (Restricted-band).....	54
ANNEX B	TEST SETUP PHOTOS	201
ANNEX C	EUT EXTERNAL PHOTOS	201
ANNEX D	EUT INTERNAL PHOTOS	201

1 ADMINISTRATIVE DATA (GENERAL INFORMATION)

1.1 Identification of the Testing Laboratory

Company Name	Shenzhen BALUN Technology Co., Ltd.
Address	Block B, 1st FL, Baisha Science and Technology Park, Shahe Xi Road, Nanshan District, Shenzhen, Guangdong Province, P. R. China
Phone Number	+86 755 6685 0100

1.2 Identification of the Responsible Testing Location

Test Location	Shenzhen BALUN Technology Co., Ltd.
Address	Block B, 1st FL, Baisha Science and Technology Park, Shahe Xi Road, Nanshan District, Shenzhen, Guangdong Province, P. R. China
Accreditation Certificate	The laboratory is a testing organization accredited by FCC as a accredited testing laboratory. The designation number is CN1196.
Description	All measurement facilities used to collect the measurement data are located at Block B, FL 1, Baisha Science and Technology Park, Shahe Xi Road, Nanshan District, Shenzhen, Guangdong Province, P. R. China 518055

1.3 Laboratory Condition

Ambient Temperature	20°C to 25°C
Ambient Relative Humidity	45% to 55%
Ambient Pressure	100 kPa to 102 kPa

1.4 Announce

- (1) The test report reference to the report template version v4.4.
- (2) The test report is invalid if not marked with the signatures of the persons responsible for preparing and approving the test report.
- (3) The test report is invalid if there is any evidence and/or falsification.
- (4) The results documented in this report apply only to the tested sample, under the conditions and modes of operation as described herein.
- (5) This document may not be altered or revised in any way unless done so by BALUN and all revisions are duly noted in the revisions section.
- (6) Content of the test report, in part or in full, cannot be used for publicity and/or promotional purposes without prior written approval from the laboratory.
- (7) The laboratory is only responsible for the data released by the laboratory, except for the part provided by the applicant.

2 PRODUCT INFORMATION

2.1 Applicant Information

Applicant	E&S INTERNATIONAL ENTERPRISES, INC.
Address	7801 HAYVENHURST AVE. VAN NUYS, CA 91406

2.2 Manufacturer Information

Manufacturer	E&S INTERNATIONAL ENTERPRISES, INC.
Address	7801 HAYVENHURST AVE. VAN NUYS, CA 91406

2.3 Factory Information

Factory	HUNAN GREATWALL COMPUTER SYSTEM CO., LTD
Address	Tianyi Science and Technology Town, Xiangyun Road, Tianyuan District, Zhuzhou, Hunan, P.R. China

2.4 General Description for Equipment under Test (EUT)

EUT Name	LAPTOP
Model Name Under Test	GWTN156-7
Series Model Name	GWTN156-7BK, GWTN156-7BL, GWTN156-7PR, GWTN156-7GR, GWTN156-7** (* can be 0-9, a-z, A-Z)
Description of Model name differentiation	Only with different shell colors.
Hardware Version	N14TRB110
Software Version	20H1
Dimensions (Approx.)	N/A
Weight (Approx.)	N/A

2.5 Technical Information

Network and Wireless connectivity	WIFI 802.11a, 802.11b, 802.11g, 802.11n, 802.11ac and 802.11ax Bluetooth (BR+EDR+BLE)
-----------------------------------	--

The requirement for the following technical information of the EUT was tested in this report:

Frequency Range	U-NII-1: 5150 MHz to 5250 MHz, U-NII-3: 5725 MHz to 5850 MHz	
Product Type	<input type="checkbox"/> Mobile <input checked="" type="checkbox"/> Portable <input type="checkbox"/> Fix Location	
Modulation technology	OFDM	
Modulation Type	1024QAM, 256QAM, 64QAM, 16QAM, BPSK, QPSK	
Product Type	Mobile and Portable for FCC standard	
Transfer Rate (Mbps) (Single RF path)	802.11a: 54/ 48/ 36/ 24/ 18/ 12/ 9/ 6 Mbps 802.11n: up to 150 Mbps 802.11ac: up to 433Mbps 802.11ax: up to 600Mbps	
Channel Bandwidth	802.11a: 20 MHz 802.11n: 20 MHz, 40 MHz 802.11ac: 20 MHz, 40 MHz, 80 MHz 802.11ax: 20 MHz, 40 MHz, 80 MHz	
Maximum Output Power	U-NII-1: 16.11 dBm U-NII-3: 15.94 dBm	
Antenna System (eg., MIMO, Smart Antenna)	Cyclic Delay Diversity (CDD)	
Categorization as Correlated or Completely Uncorrelated	Correlated	
Antenna Type	Main Antenna	PIFA Antenna
	Aux. Antenna	
Antenna Gain	Main Antenna	2.5 dBi (In test items related to antenna gain, the final results reflect this figure. This value is provided by the applicant.)
	Aux. Antenna	
Total directional gain	For power spectral density(PSD) measurements	2.5 dBi Formulas: Directional gain = GANT + Array Gain, <i>Array Gain = 10 log(NANT/NSS) dB</i> . NSS =2, GANT set equal to the gain of the antenna having the highest gain.
	For power measurements	2.5 dBi Formulas: Directional gain = GANT + Array Gain, <i>Array Gain = 0</i> .
About the Product	The equipment is LAPTOP, intended for used with information technology equipment.	

2.6 Additional Instructions

EUT Software Settings:

Mode	<input checked="" type="checkbox"/> Special software is used. The software provided by client to enable the EUT under transmission condition continuously at specific channel frequencies individually.
------	--

During testing, Channel and Power Controlling Software provided by the customer was used to control the operating channel as well as the output power level. The RF output power selection is for the setting of RF output power expected by the customer and is going to be fixed on the firmware of the final end product.

Test Software Version	DRTU
-----------------------	------

U-NII-1 (5150 - 5250 MHz) Power level setup in software						
Mode	Channel	Frequency (MHz)	Soft Set			
			Main Antenna	Aux. Antenna	MIMO- Main Antenna	MIMO- Aux. Antenna
11a	36	5180	14.5	14.5	14.5	14.5
11a	44	5220	14.5	14.5	14.5	14.5
11a	48	5240	14.5	14.5	14.5	14.5
11n (HT20)	36	5180	13.5	13.5	13.5	13.5
11n (HT20)	44	5220	13.5	13.5	13.5	13.5
11n (HT20)	48	5240	13.5	13.5	13.5	13.5
11n (HT40)	38	5190	11.5	11.5	11.5	11.5
11n (HT40)	46	5230	11.5	11.5	11.5	11.5
11ac (VHT20)	36	5180	13.5	13.5	13.5	13.5
11ac (VHT20)	44	5220	13.5	13.5	13.5	13.5
11ac (VHT20)	48	5240	13.5	13.5	13.5	13.5
11ac (VHT40)	38	5190	11.5	11.5	11.5	11.5
11ac (VHT40)	46	5230	11.5	11.5	11.5	11.5
11ac (VHT80)	42	5210	11.5	11.5	11.5	11.5
11ax (HE20)(SU)	36	5180	13.5	13.5	13.5	13.5
11ax (HE20)(SU)	44	5220	13.5	13.5	13.5	13.5
11ax (HE20)(SU)	48	5240	13.5	13.5	13.5	13.5
11ax (HE40)(SU)	38	5190	11.5	11.5	11.5	11.5
11ax (HE40)(SU)	46	5230	11.5	11.5	11.5	11.5
11ax (HE80)(SU)	42	5210	11.5	11.5	11.5	11.5

U-NII-3 (5725 - 5850 MHz) Power level setup in software						
Mode	Channel	Frequency (MHz)	Soft Set			
			Main Antenna	Aux. Antenna	MIMO-Main Antenna	MIMO-Aux. Antenna
11a	149	5745	14.5	14.5	14.5	14.5
11a	157	5785	14.5	14.5	14.5	14.5
11a	165	5825	14.5	14.5	14.5	14.5
11n (HT20)	149	5745	13.5	13.5	13.5	13.5
11n (HT20)	157	5785	13.5	13.5	13.5	13.5
11n (HT20)	165	5825	13.5	13.5	13.5	13.5
11n (HT40)	151	5755	11.5	11.5	11.5	11.5
11n (HT40)	159	5795	11.5	11.5	11.5	11.5
11ac (VHT20)	149	5745	13.5	13.5	13.5	13.5
11ac (VHT20)	157	5785	13.5	13.5	13.5	13.5
11ac (VHT20)	165	5825	13.5	13.5	13.5	13.5
11ac (VHT40)	151	5755	11.5	11.5	11.5	11.5
11ac (VHT40)	159	5795	11.5	11.5	11.5	11.5
11ac (VHT80)	155	5775	11.5	11.5	11.5	11.5
11ax (HE20)(SU)	149	5745	13.5	13.5	13.5	13.5
11ax (HE20)(SU)	157	5785	13.5	13.5	13.5	13.5
11ax (HE20)(SU)	165	5825	13.5	13.5	13.5	13.5
11ax (HE40)(SU)	151	5755	11.5	11.5	11.5	11.5
11ax (HE40)(SU)	159	5795	11.5	11.5	11.5	11.5
11ax (HE80)(SU)	155	5775	11.5	11.5	11.5	11.5

Run Software:

The screenshot displays the DRTU software interface with the following key settings:

- Power mode:** Power control is selected. Transmit power (chain A) is 10.000 [dBm] and (chain B) is 11.000 [dBm].
- Radio settings:** Transmit chains A (1) and B (2) are checked. Band is 5 GHz, Band width is 80 MHz, and Channel is 42ac80 / 5210 MHz.
- Frame settings:** Rate is MCS0, Transmission Mode is SISO, and Duty cycle is 99%.
- Regulatory information:** Current MCC is US. Target power for Chain A (1) is 10 dBm.

2.7 Channel List

20 MHz		40 MHz		80 MHz	
Channel Number	Frequency (MHz)	Channel Number	Frequency (MHz)	Channel Number	Frequency (MHz)
36	5180	38	5190	42	5210
40	5200	46	5230	155	5775
44	5220	151	5755		
48	5240	159	5795		
149	5745				
153	5765				
157	5785				
161	5805				
165	5825				

The Lowest frequency, the middle frequency and the highest frequency of channel were selected to perform the test, and the selected channel see below:

For 802.11a/n(HT20)/ac(VHT20)/ax(HE20)

U-NII-1 (5150 - 5250 MHz)			U-NII-3 (5725 - 5850 MHz)		
Channel Number	Channel	Frequency (MHz)	Channel Number	Channel	Frequency (MHz)
36	Low	5180	149	Low	5745
44	Mid	5220	157	Mid	5785
48	High	5240	165	High	5825

For 802.11n(HT40)/ac(VHT40)/ax(HE40)

U-NII-1 (5150 - 5250 MHz)			U-NII-3 (5725 - 5850 MHz)		
Channel Number	Channel	Frequency (MHz)	Channel Number	Channel	Frequency (MHz)
38	Low	5190	151	Low	5755
46	High	5230	159	High	5795

For 802.11ac(VHT80)/ax(HE80)

U-NII-1 (5150 - 5250 MHz)			U-NII-3 (5725 - 5850 MHz)		
Channel Number	Channel	Frequency (MHz)	Channel Number	Channel	Frequency (MHz)
42	Mid	5210	155	Mid	5775

Note: Preliminary tests were performed in different data rate in above table to find the worst radiated emission. The data rate shown in the table below is the worst-case rate with respect to the specific test item. Investigation has been done on all the possible configurations for searching the worst cases. The following table is a list of the test modes shown in this test report.

Test Items	Mode	Data Rate	Modulation Type	U-NII-1	U-NII-3
				Channel	Channel
RF Output Power	11a	6	BPSK	48/44/36	165/157/149
	11n(20 MHz)	6.5		48/44/36	165/157/149
	11n(40 MHz)	13.5		46/38	159/151
	11ac(20 MHz)	6.5		48/44/36	165/157/149
	11ac(40 MHz)	13.5		46/38	159/151
	11ac(80 MHz)	29.3		42	155
	11ax(20 MHz)	6.5		48/44/36	165/157/149
	11ax(40 MHz)	13.5		46/38	159/151
	11ax(80 MHz)	29.3		42	155
Emission Bandwidth & 99% Occupied Bandwidth	11a	6	BPSK	48/44/36	165/157/149
	11n(20 MHz)	6.5		48/44/36	165/157/149
	11n(40 MHz)	13.5		46/38	159/151
	11ac(20 MHz)	6.5		48/44/36	165/157/149
	11ac(40 MHz)	13.5		46/38	159/151
	11ac(80 MHz)	29.3		42	155
	11ax(20 MHz)	6.5		48/44/36	165/157/149
	11ax(40 MHz)	13.5		46/38	159/151
	11ax(80 MHz)	29.3		42	155
6 dB bandwidth	11a	6	BPSK	N/A	165/157/149
	11n(20 MHz)	6.5		N/A	165/157/149
	11n(40 MHz)	13.5		N/A	159/151
	11ac(20 MHz)	6.5		N/A	165/157/149
	11ac(40 MHz)	13.5		N/A	159/151
	11ac(80 MHz)	29.3		N/A	155
	11ax(20 MHz)	6.5		N/A	165/157/149
	11ax(40 MHz)	13.5		N/A	159/151
	11ax(80 MHz)	29.3		N/A	155
Power Spectral Density	11a	6	BPSK	48/44/36	165/157/149
	11n(20 MHz)	6.5		48/44/36	165/157/149
	11n(40 MHz)	13.5		46/38	159/151
	11ac(20 MHz)	6.5		48/44/36	165/157/149
	11ac(40 MHz)	13.5		46/38	159/151
	11ac(80 MHz)	29.3		42	155
	11ax(20 MHz)	6.5		48/44/36	165/157/149
	11ax(40 MHz)	13.5		46/38	159/151
	11ax(80 MHz)	29.3		42	155
Radiated Spurious Emissions	11a	6	BPSK	48/44/36	165/157/149
	11n(20 MHz)	6.5		48/44/36	165/157/149
	11n(40 MHz)	13.5		46/38	159/151
	11ac(20 MHz)	6.5		48/44/36	165/157/149
	11ac(40 MHz)	13.5		46/38	159/151
	11ac(80 MHz)	29.3		42	155
	11ax(20 MHz)	6.5		48/44/36	165/157/149

	11ax(40 MHz)	13.5		46/38	159/151
	11ax(80 MHz)	29.3		42	155
Band Edge (Restricted- band)	11a	6	BPSK	48/36	165/149
	11n(20 MHz)	6.5		48/36	165/149
	11n(40 MHz)	13.5		46/38	159/151
	11ac(20 MHz)	6.5		48/36	165/149
	11ac(40 MHz)	13.5		46/38	159/151
	11ac(80 MHz)	29.3		42	155
	11ax(20 MHz)	6.5		48/36	165/149
	11ax(40 MHz)	13.5		46/38	159/151
	11ax(80 MHz)	29.3		42	155

3 SUMMARY OF TEST RESULTS

3.1 Test Standards

No.	Identity	Document Title
1	47 CFR Part 15 Subpart E	Unlicensed National Information Infrastructure Devices
2	KDB Publication 789033 D02v02r01	Guidelines for Compliance Testing of Unlicensed National Information Infrastructure (U-NII) Devices Part 15, Subpart E
3	KDB Publication 662911 D01v02r01	Emissions Testing of Transmitters with Multiple Outputs in the Same Band (e.g., MIMO, Smart Antenna, etc)
4	ANSI C63.10-2013	American National Standard for Testing Unlicensed Wireless Devices

3.2 Verdict

No.	Description	FCC Part No.	Test Result	Verdict
1	Antenna Requirement	15.203	--	Pass ^{Note1}
2	RF Output Power	15.407(a)	ANNEX A.1	Pass
3	Emission Bandwidth & 99% Occupied Bandwidth	15.407(a)	ANNEX A.2	Pass
4	6 dB bandwidth	15.407(e)	ANNEX A.3	Pass
5	Power Spectral Density	15.407(a)	ANNEX A.4	Pass
6	Conducted Emission	15.207	ANNEX A.5	Pass
7	Radiated Spurious Emissions and Band Edge (Restricted-band)	15.407(b)	ANNEX A.6	Pass
8	Receiver Spurious Emissions	--	--	N/A ^{Note2}

Note ¹: The EUT has a permanently and irreplaceable attached antenna, which complies with the requirement FCC 15.203.

Note ²: Only radio communication receivers operating in stand-alone mode within the U-NII-30-960 MHz, as well as scanner receivers, are subject to Industry Canada requirements, so this test is not applicable.

Note ³: Under all normal operating conditions specified in the user manual, frequency stability can keep radiation within the operating frequency band.

4 GENERAL TEST CONFIGURATIONS

4.1 Test Environments

During the measurement, the normal environmental conditions were within the listed ranges:

Relative Humidity	45% to 55%	
Atmospheric Pressure	100 kPa to 102 kPa	
Temperature	NT (Normal Temperature)	+22°C to +25°C
	LT (Low Temperature)	-10°C
	HT (High Temperature)	+45°C
Working Voltage of the EUT	NV (Normal Voltage)	11.40 V
	LV (Low Voltage)	10.50 V
	HV (High Voltage)	13.05 V

4.2 Test Equipment List

Description	Manufacturer	Model	Serial No.	Cal. Date	Cal. Due
Spectrum Analyzer	ROHDE&SCHWARZ	FSV-40	101544	2021.04.01	2022.03.31
Bluetooth Signaling Unit	ROHDE&SCHWARZ	CMW500	142028	2021.06.01	2022.05.31
Spectrum Analyzer	ROHDE&SCHWARZ	FSV-30	103118	2021.06.01	2022.05.31
Vector Signal Generator	ROHDE&SCHWARZ	SMBV100A	260592	2021.06.01	2022.05.31
Signal Generator	ROHDE&SCHWARZ	SMB100A	177746	2021.06.01	2022.05.31
Switch Unit with OSP-B157	ROHDE&SCHWARZ	OSP120	101270	2021.06.01	2022.05.31
EMI Receiver	KEYSIGHT	N9038A	MY53220118	2021.06.01	2022.05.31
EMI Receiver	ROHDE&SCHWARZ	ESRP	101036	2021.06.01	2022.05.31
LISN	SCHWARZBECK	NSLK 8127	8127-687	2021.06.01	2022.05.31
Test Antenna-Loop(9 kHz-30 MHz)	SCHWARZBECK	FMZB 1519	1519-037	2019.10.29	2021.10.28
Test Antenna-Bi-Log(30 MHz-3 GHz)	SCHWARZBECK	VULB 9163	9163-624	2019.07.02	2021.07.01
Test Antenna-Horn(1-18 GHz)	SCHWARZBECK	BBHA 9120D	9120D-1917	2019.07.02	2021.07.01
Test Antenna-Horn (18-40 GHz)	A-INFO	LB-180400KF	J211060273	2021.01.05	2023.01.04
Anechoic Chamber	RAINFORD	9m*6m*6m	N/A	2017.02.21	2022.02.20
Anechoic Chamber	EMC Electronic Co., Ltd	20.10*11.60*7.35m	N/A	2018.08.08	2021.08.07
Shielded Enclosure	ChangNing	CN-130701	130703	--	--

4.3 Measurement Uncertainty

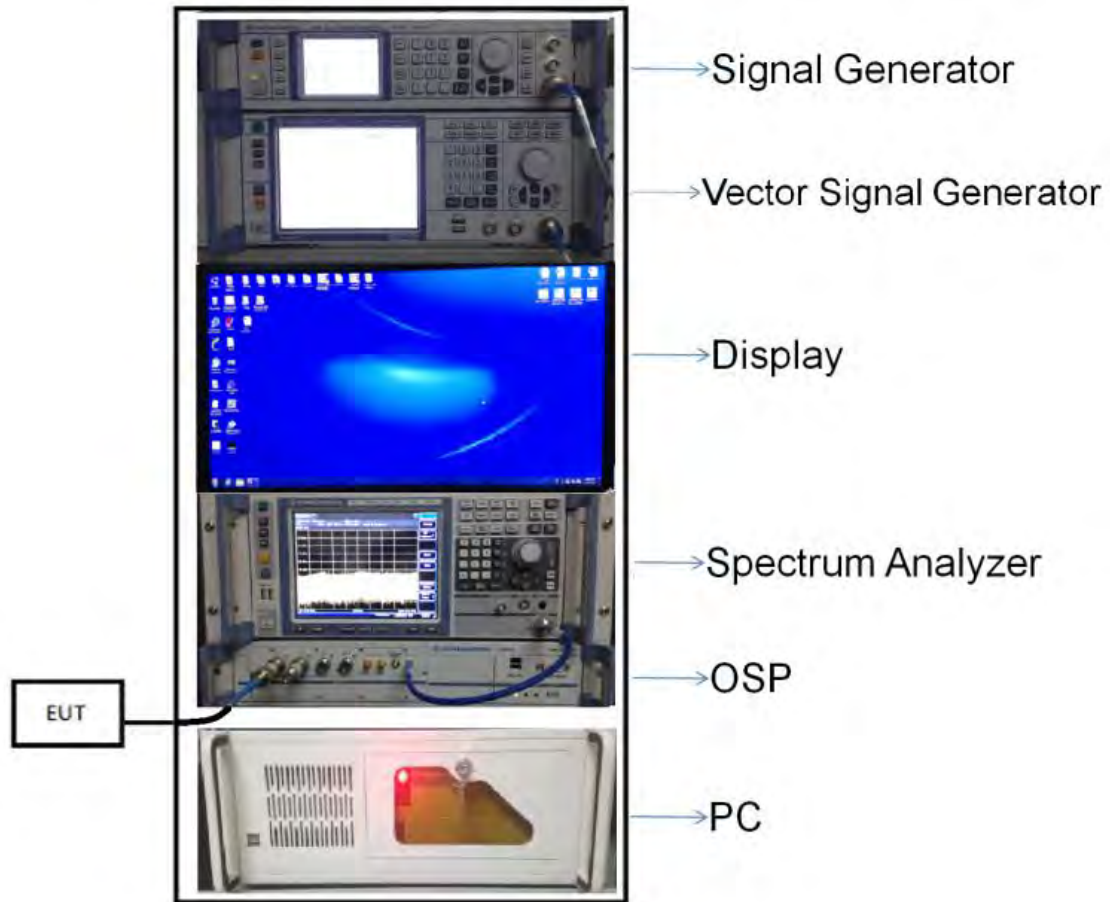
The following measurement uncertainty levels have been estimated for tests performed on the EUT as specified in CISPR 16-4-2.

This uncertainty represents an expanded uncertainty expressed at approximately the 95% confidence level using a coverage factor of $k=2$.

Measurement	Value
Occupied Channel Bandwidth	$\pm 4\%$
RF output power, conducted	± 1.21 dB
Power Spectral Density, conducted	± 1.25 dB
Unwanted Emissions, conducted	± 1.26 dB
All emissions, radiated	± 3.86 dB
Temperature	$\pm 1^{\circ}\text{C}$
Humidity	$\pm 4\%$

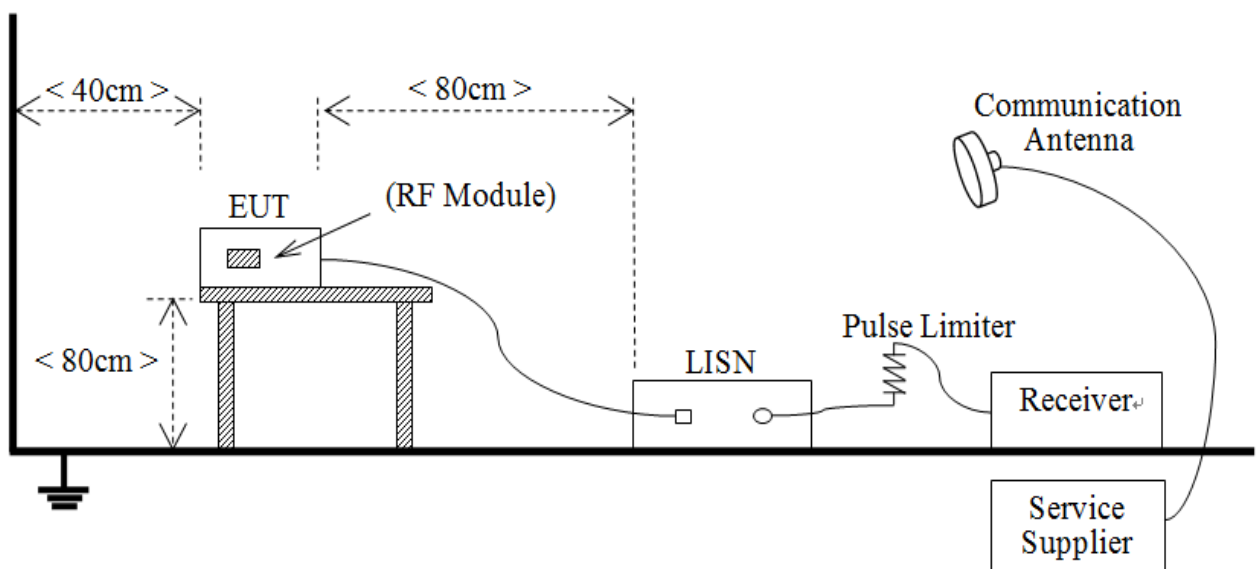
4.4 Description of Test Setup

4.4.1 For Antenna Port Test




(Diagram 1)

4.4.2 For AC Power Supply Port Test




(Diagram 2)

4.4.3 For Radiated Test (Below 30 MHz)



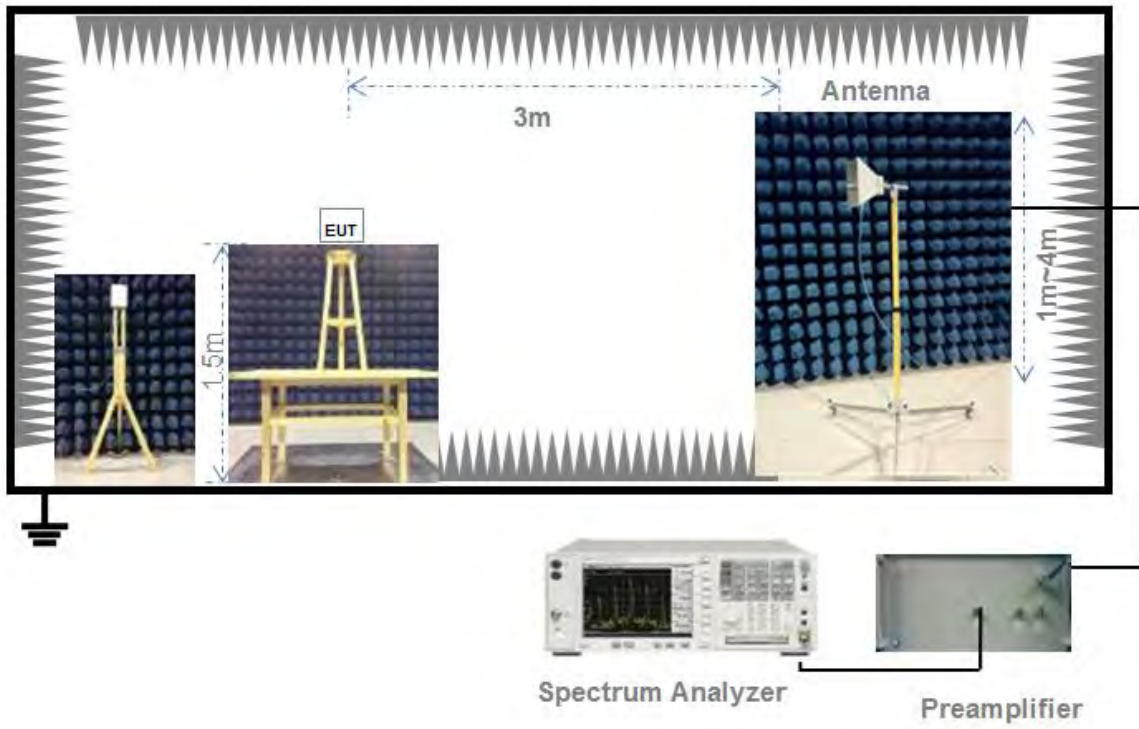
(Diagram 3)

4.4.4 For Radiated Test (30 MHz-1 GHz)



(Diagram 4)

4.4.5 For Radiated Test (Above 1 GHz)



(Diagram 5)

5 TEST ITEMS

5.1 RF Output Power

5.1.1 Test Limit

FCC §15.407(a)

The maximum conducted output power should not exceed:

Frequency Band (MHz)	Limit
5150-5250	250 mW
5250-5350	250 mW or 11 dBm + 10log B, whichever is less.
5470-5725	250 mW or 11 dBm + 10log B, whichever is less.
5725-5850	1 W
Note: Where "B" is the 26 dB emissions bandwidth in MHz.	

RSS-247, 6.2

The maximum conducted output power shall not exceed:

Frequency Band (MHz)	Limit
5150-5250	N/A
5250-5350	250 mW or 11 dBm + 10log B, whichever is less.
5470-5725	250 mW or 11 dBm + 10log B, whichever is less.
5725-5850	1 W
Note: Where "B" is the 99% emissions bandwidth in MHz.	

The maximum e.i.r.p. shall not exceed:

Frequency Band (MHz)	Limit
5150-5250	200 mW or 10 dBm + 10log B, whichever is less.
5250-5350	1W or 17 dBm + 10log B, whichever is less.
5470-5725	1W or 17 dBm + 10log B, whichever is less.
5725-5850	N/A
Note: Where "B" is the 99% emissions bandwidth in MHz.	

5.1.2 Test Setup

The section 4.4.1 (Diagram 1) test setup description was used for this test. The photo of test setup please refer to ANNEX B.

5.1.3 Test Procedure

The maximum peak conducted output power may be measured using a broadband Average RF power meter. The power meter shall have a video bandwidth that is greater than or equal to the emission bandwidth and utilize a fast-responding diode detector.

The E.I.R.P used radiated test method. At a test site that has been validated using the procedures of ANSI C63.4 or the latest CISPR 16-1-4 for measurements above 1 GHz, so as to simulate a near free-space environment.

5.1.4 Test Result

Please refer to ANNEX A.1.

5.2 Emission Bandwidth and 6 dB Bandwidth

5.2.1 Limit

FCC §15.407(a), RSS-247, 6.2

Within the 5.725-5.85 GHz band, the minimum 6 dB bandwidth of U-NII devices shall be at least 500 kHz.

5.2.2 Test Setup

The test setup photo please refer to 4.4.1 (Diagram 1) test setup description was used for this test. The photo of test setup please refer to ANNEX B.

5.2.3 Test Procedure

Emission bandwidth

1. Set RBW = approximately 1% of the emission bandwidth.
2. Set VBW $\geq 3 \times$ RBW,
3. Detector = Peak.
4. Trace mode = Max hold.
5. Measure the maximum width of the emission that is 26 dB down from the peak of the emission.

Occupied Bandwidth

1. Set Span = 1.5 times to 5.0 times the OBW
2. Set RBW = 1% to 5% of the OBW.
3. Set VBW $\geq 3 \times$ RBW, Detector = Peak.
4. Trace mode = Max hold.
5. Use the 99% power bandwidth function of the instrument.

6 dB bandwidth

1. Set RBW = 100 kHz, VBW = 300 kHz.
2. Detector = Peak. Trace mode = Max hold.
3. Allow the trace to stabilize.
4. Measure the maximum width of the emission that is constrained by the frequencies associated with the two outermost amplitude points (upper and lower frequencies) that are attenuated by 6 dB relative to the maximum level measured in the fundamental emission.

5.2.4 Test Result

Please refer to ANNEX A.2 and ANNEX A.3.

5.3 Power Spectral density (PSD)

5.3.1 Limit

FCC §15.407(a)

The maximum power spectral density should not exceed:

Frequency Band (MHz)	Limit
5150-5250	11 dBm/MHz
5250-5350	11 dBm/MHz
5470-5725	11 dBm/MHz
5725-5850	30 dBm/500kHz

RSS-247, 6.2

The maximum power spectral density should not exceed:

Frequency Band (MHz)	Limit
5150-5250	N/A
5250-5350	11 dBm/MHz
5470-5725	11 dBm/MHz
5725-5850	30 dBm/500kHz

The e.i.r.p. spectral density should not exceed:

Frequency Band (MHz)	Limit
5150-5250	10 dBm/MHz
5250-5350	N/A
5470-5725	N/A
5725-5850	N/A

5.3.2 Test Setup

The section 4.4.1 (Diagram 1) test setup description was used for this test. The photo of test setup please refer to ANNEX B.

5.3.3 Test Procedure

Set the spectrum analyzer or EMI receiver span to view the entire emission bandwidth.

1. Set RBW = 510 kHz/1 MHz, VBW $\geq 3 \times$ RBW, Sweep time = Auto, Detector = RMS.
2. Allow the sweeps to continue until the trace stabilizes.
3. Use the peak marker function to determine the maximum amplitude level.
4. The E.I.R.P spectral density used radiated test method. At a test site that has been validated using the procedures of ANSI C63.4 or the latest CISPR 16-1-4 for measurements above 1 GHz, so as to simulate a near free-space environment.

5.3.4 Test Result

Please refer to ANNEX A.4.

5.4 Conducted Emission

5.4.1 Limit

FCC §15.207, RSS-GEN, 8.8

For an intentional radiator that is designed to be connected to the public utility (AC) power line, the radio frequency voltage that is conducted back onto the AC power line on any frequency within the U-NII-150 kHz to 30 MHz shall not exceed the limits in the following table, as measured using a 50 μ H/50 Ω line impedance stabilization network (LISN).

Frequency range (MHz)	Conducted Limit (dB μ V)	
	Quai-peak	Average
0.15 - 0.50	66 to 56	56 to 46
0.50 - 5	56	46
0.50 - 30	60	50

5.4.2 Test Setup

The section 4.4.2 (Diagram 2) test setup description was used for this test. The photo of test setup please refer to ANNEX B.

5.4.3 Test Procedure

The maximum conducted interference is searched using Peak (PK), if the emission levels more than the AV and QP limits, and that have narrow margins from the AV and QP limits will be re-measured with AV and QP detectors. Tests for both L phase and N phase lines of the power mains connected to the EUT are performed. Refer to recorded points and plots below.

5.4.4 Test Result

Please refer to ANNEX A.5.

5.5 Radiated Spurious Emissions and Band Edge (Restricted-band)

5.5.1 Limit

FCC §15.209 & 15.407(b), RSS-247, 6.2

Frequency (MHz)	Field Strength (μV/m)	Measurement Distance (m)
0.009 - 0.490	2400/F(kHz)	300
0.490 - 1.705	24000/F(kHz)	30
1.705 - 30.0	30	30
30 - 88	100	3
88 - 216	150	3
216 - 960	200	3
Above 960	500	3

Note¹: The Limit for radiated test was performed according to FCC Part 15C

Note²: The tighter limit applies at the band edge.

Un-restricted band emissions	
Out Operating Band (MHz)	Limit
5150 - 5250	e.i.r.p. -27 dBm (68.2 dBuV/m@3m)
5250 - 5350	e.i.r.p. -27 dBm (68.2 dBuV/m@3m)
5470 - 5725	e.i.r.p. -27 dBm (68.2 dBuV/m@3m)
5725 - 5850	<p>All emissions shall be limited to a level of -27 dBm/MHz at 75 MHz or more above or below the band edge increasing linearly to 10 dBm/MHz at 25 MHz above or below the band edge, and from 25 MHz above or below the band edge increasing linearly to a level of 15.6 dBm/MHz at 5 MHz above or below the band edge, and from 5 MHz above or below the band edge increasing linearly to a level of 27 dBm/MHz at the band edge.</p>

Note: The following formula is used to convert the equipment isotropic radiated power (eirp) to field strength.

5.5.2 Test Setup

The section 4.4.3-4.4.5 (Diagram 3 - Diagram 5) test setup description was used for this test. The photo of test

setup please refer to ANNEX B.

5.5.3 Test Procedure

Since the emission limits are specified in terms of radiated field strength levels, measurements performed to demonstrate compliance have traditionally relied on a radiated test configuration. Radiated measurements remain the principal method for demonstrating compliance to the specified limits; however antenna-port conducted measurements are also now acceptable to demonstrate compliance (see below for details). When radiated measurements are utilized, test site requirements and procedures for maximizing and measuring radiated emissions that are described in ANSI C63.10 shall be followed.

Antenna-port conducted measurements may also be used as an alternative to radiated measurements for demonstrating compliance in the restricted frequency bands. If conducted measurements are performed, then proper impedance matching must be ensured and an additional radiated test for cabinet/case spurious emissions is required.

General Procedure for conducted measurements in restricted bands

- a) Measure the conducted output power (in dBm) using the detector specified (see guidance regarding measurement procedures for determining quasi-peak, peak, and average conducted output power, respectively).
- b) Add the maximum transmit antenna gain (in dBi) to the measured output power level to determine the EIRP level (see guidance on determining the applicable antenna gain)
- c) Add the appropriate maximum ground reflection factor to the EIRP level (6 dB for frequencies ≤ 30 MHz, 4.7 dB for frequencies between 30 MHz and 1000 MHz, inclusive and 0 dB for frequencies > 1000 MHz).
- d) For devices with multiple antenna-ports, measure the power of each individual chain and sum the EIRP of all chains in linear terms (e.g., Watts, mW).
- e) Convert the resultant EIRP level to an equivalent electric field strength using the following relationship:

$$E = \text{EIRP} - 20\log D + 104.8$$

where:

E = electric field strength in dB μ V/m,

EIRP = equivalent isotropic radiated power in dBm

D = specified measurement distance in meters.

f) Compare the resultant electric field strength level to the applicable limit.

g) Perform radiated spurious emission test.

Quasi-Peak measurement procedure

The specifications for measurements using the CISPR quasi-peak detector can be found in Publication 16 of the International Special Committee on Radio Frequency Interference (CISPR) of the International Electrotechnical Commission.

As an alternative to CISPR quasi-peak measurement, compliance can be demonstrated to the applicable emission limits using a peak detector.

Peak power measurement procedure

Peak emission levels are measured by setting the instrument as follows:

- a) RBW = as specified in Table 1.
- b) VBW $\geq 3 \times$ RBW.
- c) Detector = Peak.
- d) Sweep time = auto.
- e) Trace mode = max hold.

f) Allow sweeps to continue until the trace stabilizes. (Note that the required measurement time may be longer for low duty cycle applications).

Table 1—RBW as a function of frequency

Frequency	RBW
9-150 kHz	200-300 Hz
0.15-30 MHz	9-10 kHz
30-1000 MHz	100-120 kHz
> 1000 MHz	1 MHz

If the peak-detected amplitude can be shown to comply with the average limit, then it is not necessary to perform a separate average measurement.

Trace averaging across on and off times of the EUT transmissions followed by duty cycle correction

If continuous transmission of the EUT (i.e., duty cycle ≥ 98 percent) cannot be achieved and the duty cycle is constant (i.e., duty cycle variations are less than ± 2 percent), then the following procedure shall be used:

- a) The EUT shall be configured to operate at the maximum achievable duty cycle.
- b) Measure the duty cycle, x , of the transmitter output signal as described in section 6.0.
- c) RBW = 1 MHz (unless otherwise specified).
- d) VBW $\geq 3 \times$ RBW.
- e) Detector = RMS, if $\text{span}/(\# \text{ of points in sweep}) \leq (\text{RBW}/2)$. Satisfying this condition may require increasing the number of points in the sweep or reducing the span. If this condition cannot be satisfied, then the detector mode shall be set to peak.
- f) Averaging type = power (i.e., RMS).
 - 1) As an alternative, the detector and averaging type may be set for linear voltage averaging.
 - 2) Some instruments require linear display mode in order to use linear voltage averaging. Log or dB averaging shall not be used.
- g) Sweep time = auto.
- h) Perform a trace average of at least 100 traces.
- i) A correction factor shall be added to the measurement results prior to comparing to the emission limit in order to compute the emission level that would have been measured had the test been performed at 100 percent duty cycle. The correction factor is computed as follows:
 - 1) If power averaging (RMS) mode was used in step f), then the applicable correction factor is $10 \log(1/x)$, where x is the duty cycle.
 - 2) If linear voltage averaging mode was used in step f), then the applicable correction factor is $20 \log(1/x)$, where x is the duty cycle.
 - 3) If a specific emission is demonstrated to be continuous (≥ 98 percent duty cycle) rather than turning on and off with the transmit cycle, then no duty cycle correction is required for that emission.

NOTE: Reduction of the measured emission amplitude levels to account for operational duty factor is not permitted. Compliance is based on emission levels occurring during transmission - not on an average across on and off times of the transmitter.

Determining the applicable transmit antenna gain

A conducted power measurement will determine the maximum output power associated with a restricted band emission; however, in order to determine the associated EIRP level, the gain of the transmitting antenna (in dBi) must be added to the measured output power (in dBm).

Since the out-of-band characteristics of the EUT transmit antenna will often be unknown, the use of a conservative antenna gain value is necessary. Thus, when determining the EIRP based on the measured conducted power, the upper bound on antenna gain for a device with a single RF output shall be selected as the maximum in-band gain of the antenna across all operating bands, or 2 dBi, whichever is greater. However, for devices that operate in multiple frequency bands while using the same transmit antenna, the highest gain of the antenna within the operating band nearest in frequency to the restricted band emission being measured may be used in lieu of the overall highest gain when the emission is at a frequency that is within 20 percent of the nearest band edge frequency, but in no case shall a value less than 2 dBi be used.

See KDB 662911 for guidance on calculating the additional array gain term when determining the effective antenna gain for a EUT with multiple outputs occupying the same or overlapping frequency ranges in the same band.

Radiated spurious emission test

An additional consideration when performing conducted measurements of restricted band emissions is that unwanted emissions radiating from the EUT cabinet, control circuits, power leads, or intermediate circuit elements will likely go undetected in a conducted measurement configuration. To address this concern, a radiated test shall be performed to ensure that emissions emanating from the EUT cabinet (rather than the antenna port) also comply with the applicable limits.

For these cabinet radiated spurious emission measurements the EUT transmit antenna may be replaced with a termination matching the nominal impedance of the antenna. Procedures for performing radiated measurements are specified in ANSI C63.10. All detected emissions shall comply with the applicable limits.

The measurement frequency range is from 30 MHz to the 10th harmonic of the fundamental frequency. The Turn Table is actuated to turn from 0° to 360°, and both horizontal and vertical polarizations of the Test Antenna are used to find the maximum radiated power. Mid channels on all channel bandwidth verified. Only the worst RB size/offset presented.

The power of the EUT transmitting frequency should be ignored.

All Spurious Emission tests were performed in X, Y, Z axis direction. And only the worst axis test condition was recorded in this test report.

Use the following spectrum analyzer settings:

Span = wide enough to fully capture the emission being measured

RBW = 1 MHz for $f \geq 1$ GHz, 100 kHz for $f < 1$ GHz

VBW \geq RBW

Sweep = auto

Detector function = peak

Trace = max hold

5.5.4 Test Result

Please refer to ANNEX A.6.

ANNEX A TEST RESULT

A.1 RF Output Power

Note 1: For FCC standard, if transmitting antennas of directional gain greater than 6 dBi are used, all band maximum conducted output power shall be reduced by the amount in dB that the directional gain of the antenna exceeds 6 dBi.

Note 2: All the configurations were pre tested, only the worst configuration has been reported in this report.

Test Data

Conducted Power

Main Antenna

U-NII-1 (5150 - 5250 MHz)					
Mode	Channel	Conducted Power (dBm)	Conducted Power (mW)	FCC Limit (mW)	Verdict
11a	CH36	13.26	21.19	250	Pass
11a	CH44	12.92	19.59	250	Pass
11a	CH48	13.04	20.14	250	Pass
11n (HT20)	CH36	12.13	16.33	250	Pass
11n (HT20)	CH44	11.79	15.10	250	Pass
11n (HT20)	CH48	11.82	15.21	250	Pass
11n (HT40)	CH38	10.25	10.59	250	Pass
11n (HT40)	CH46	10.08	10.19	250	Pass
11ac (VHT20)	CH36	12.14	16.37	250	Pass
11ac (VHT20)	CH44	11.83	15.24	250	Pass
11ac (HVT20)	CH48	11.91	15.52	250	Pass
11ac (VHT40)	CH38	10.31	10.74	250	Pass
11ac (VHT40)	CH46	10.09	10.21	250	Pass
11ac (VHT80)	CH42	10.24	10.57	250	Pass
11ax (HE20)(SU)	CH36	11.98	15.78	250	Pass
11ax (HE20)(SU)	CH44	11.70	14.79	250	Pass
11ax (HE20)(SU)	CH48	11.78	15.07	250	Pass
11ax (HE40)(SU)	CH38	9.93	9.84	250	Pass
11ax (HE40)(SU)	CH46	9.76	9.46	250	Pass
11ax (HE80)(SU)	CH42	9.91	9.79	250	Pass

U-NII-3 (5725 - 5850 MHz)					
Mode	Channel	Conducted Power (dBm)	Conducted Power (mW)	FCC Limit (mW)	Verdict
11a	CH149	12.81	19.10	1000	Pass
11a	CH157	12.90	19.50	1000	Pass
11a	CH165	12.95	19.73	1000	Pass
11n (HT20)	CH149	11.75	14.96	1000	Pass
11n (HT20)	CH157	11.82	15.21	1000	Pass
11n (HT20)	CH165	11.82	15.21	1000	Pass
11n (HT40)	CH151	9.93	9.84	1000	Pass
11n (HT40)	CH159	10.16	10.38	1000	Pass
11ac (VHT20)	CH149	11.82	15.21	1000	Pass
11ac (VHT20)	CH157	11.83	15.25	1000	Pass
11ac (VHT20)	CH165	11.87	15.38	1000	Pass
11a c(VHT40)	CH151	9.97	9.93	1000	Pass
11ac (VHT40)	CH159	10.15	10.35	1000	Pass
11ac (VHT80)	CH155	10.17	10.40	1000	Pass
11ax (HE20)(SU)	CH149	11.68	14.72	1000	Pass
11ax (HE20)(SU)	CH157	11.74	14.93	1000	Pass
11ax (HE20)(SU)	CH165	11.76	15.00	1000	Pass
11ax (HE40)(SU)	CH151	9.75	9.44	1000	Pass
11ax (HE40)(SU)	CH159	9.84	9.64	1000	Pass
11ax (HE80)(SU)	CH155	9.87	9.71	1000	Pass

Aux. Antenna

U-NII-1 (5150 - 5250 MHz)					
Mode	Channel	Conducted Power (dBm)	Conducted Power (mW)	FCC Limit (mW)	Verdict
11a	CH36	13.01	20.00	250	Pass
11a	CH44	12.78	18.97	250	Pass
11a	CH48	12.81	19.10	250	Pass
11n (HT20)	CH36	12.04	16.00	250	Pass
11n (HT20)	CH44	11.77	15.03	250	Pass
11n (HT20)	CH48	11.86	15.35	250	Pass
11n (HT40)	CH38	10.23	10.54	250	Pass
11n (HT40)	CH46	10.03	10.07	250	Pass
11ac (VHT20)	CH36	12.05	16.03	250	Pass
11ac (VHT20)	CH44	11.74	14.93	250	Pass
11ac (HVT20)	CH48	11.86	15.35	250	Pass
11ac (VHT40)	CH38	10.23	10.54	250	Pass
11ac (VHT40)	CH46	10.02	10.05	250	Pass
11ac (VHT80)	CH42	10.20	10.47	250	Pass
11ax (HE20)(SU)	CH36	11.98	15.78	250	Pass
11ax (HE20)(SU)	CH44	11.71	14.83	250	Pass
11ax (HE20)(SU)	CH48	11.87	15.38	250	Pass
11ax (HE40)(SU)	CH38	9.95	9.89	250	Pass
11ax (HE40)(SU)	CH46	9.77	9.48	250	Pass
11ax (HE80)(SU)	CH42	9.91	9.79	250	Pass

U-NII-3 (5725 - 5850 MHz)					
Mode	Channel	Conducted Power (dBm)	Conducted Power (mW)	FCC Limit (mW)	Verdict
11a	CH149	12.82	19.15	1000	Pass
11a	CH157	12.88	19.41	1000	Pass
11a	CH165	12.64	18.37	1000	Pass
11n (HT20)	CH149	11.83	15.24	1000	Pass
11n (HT20)	CH157	11.84	15.28	1000	Pass
11n (HT20)	CH165	11.60	14.45	1000	Pass
11n (HT40)	CH151	10.07	10.16	1000	Pass
11n (HT40)	CH159	10.08	10.19	1000	Pass
11ac (VHT20)	CH149	11.80	15.14	1000	Pass
11ac (VHT20)	CH157	11.85	15.31	1000	Pass
11ac (VHT20)	CH165	11.67	14.69	1000	Pass
11a c(VHT40)	CH151	10.07	10.16	1000	Pass
11ac (VHT40)	CH159	10.08	10.19	1000	Pass
11ac (VHT80)	CH155	10.26	10.62	1000	Pass
11ax (HE20)(SU)	CH149	11.75	14.96	1000	Pass
11ax (HE20)(SU)	CH157	11.72	14.86	1000	Pass
11ax (HE20)(SU)	CH165	11.50	14.13	1000	Pass
11ax (HE40)(SU)	CH151	9.83	9.62	1000	Pass
11ax (HE40)(SU)	CH159	9.85	9.66	1000	Pass
11ax (HE80)(SU)	CH155	9.97	9.93	1000	Pass

MIMO-Main Antenna

U-NII-1 (5150 - 5250 MHz)					
Mode	Channel	Conducted Power (dBm)	Conducted Power (mW)	FCC Limit (mW)	Verdict
11a	CH36	12.96	19.77	250	Pass
11a	CH44	12.75	18.84	250	Pass
11a	CH48	12.82	19.15	250	Pass
11n (HT20)	CH36	12.00	15.85	250	Pass
11n (HT20)	CH44	11.77	15.03	250	Pass
11n (HT20)	CH48	11.83	15.24	250	Pass
11n (HT40)	CH38	10.10	10.23	250	Pass
11n (HT40)	CH46	9.95	9.89	250	Pass
11ac (VHT20)	CH36	11.94	15.63	250	Pass
11ac (VHT20)	CH44	11.60	14.45	250	Pass
11ac (HVT20)	CH48	11.79	15.10	250	Pass
11ac (VHT40)	CH38	10.14	10.33	250	Pass
11ac (VHT40)	CH46	9.90	9.77	250	Pass
11ac (VHT80)	CH42	10.12	10.28	250	Pass
11ax (HE20)(SU)	CH36	11.84	15.28	250	Pass
11ax (HE20)(SU)	CH44	11.48	14.06	250	Pass
11ax (HE20)(SU)	CH48	11.57	14.35	250	Pass
11ax (HE40)(SU)	CH38	9.78	9.51	250	Pass
11ax (HE40)(SU)	CH46	9.58	9.08	250	Pass
11ax (HE80)(SU)	CH42	9.79	9.53	250	Pass

U-NII-3 (5725 - 5850 MHz)					
Mode	Channel	Conducted Power (dBm)	Conducted Power (mW)	FCC Limit (mW)	Verdict
11a	CH149	12.66	18.45	1000	Pass
11a	CH157	12.83	19.19	1000	Pass
11a	CH165	12.73	18.75	1000	Pass
11n (HT20)	CH149	11.60	14.45	1000	Pass
11n (HT20)	CH157	11.70	14.79	1000	Pass
11n (HT20)	CH165	11.62	14.52	1000	Pass
11n (HT40)	CH151	9.82	9.59	1000	Pass
11n (HT40)	CH159	9.93	9.84	1000	Pass
11ac (VHT20)	CH149	11.56	14.32	1000	Pass
11ac (VHT20)	CH157	11.72	14.86	1000	Pass
11ac (VHT20)	CH165	11.61	14.49	1000	Pass
11a c(VHT40)	CH151	9.96	9.91	1000	Pass
11ac (VHT40)	CH159	9.89	9.75	1000	Pass
11ac (VHT80)	CH155	10.03	10.07	1000	Pass
11ax (HE20)(SU)	CH149	11.47	14.03	1000	Pass
11ax (HE20)(SU)	CH157	11.54	14.26	1000	Pass
11ax (HE20)(SU)	CH165	11.50	14.13	1000	Pass
11ax (HE40)(SU)	CH151	9.51	8.93	1000	Pass
11ax (HE40)(SU)	CH159	9.61	9.14	1000	Pass
11ax (HE80)(SU)	CH155	9.76	9.46	1000	Pass

MIMO-Aux. Antenna

U-NII-1 (5150 - 5250 MHz)					
Mode	Channel	Conducted Power (dBm)	Conducted Power (mW)	FCC Limit (mW)	Verdict
11a	CH36	13.06	20.23	250	Pass
11a	CH44	12.76	18.88	250	Pass
11a	CH48	12.85	19.28	250	Pass
11n (HT20)	CH36	12.11	16.26	250	Pass
11n (HT20)	CH44	11.75	14.96	250	Pass
11n (HT20)	CH48	11.82	15.21	250	Pass
11n (HT40)	CH38	10.11	10.26	250	Pass
11n (HT40)	CH46	10.04	10.09	250	Pass
11ac (VHT20)	CH36	11.98	15.78	250	Pass
11ac (VHT20)	CH44	11.77	15.03	250	Pass
11ac (HVT20)	CH48	11.86	15.35	250	Pass
11ac (VHT40)	CH38	10.19	10.45	250	Pass
11ac (VHT40)	CH46	10.07	10.16	250	Pass
11ac (VHT80)	CH42	10.20	10.47	250	Pass
11ax (HE20)(SU)	CH36	11.97	15.74	250	Pass
11ax (HE20)(SU)	CH44	11.75	14.96	250	Pass
11ax (HE20)(SU)	CH48	11.78	15.07	250	Pass
11ax (HE40)(SU)	CH38	9.91	9.79	250	Pass
11ax (HE40)(SU)	CH46	9.74	9.42	250	Pass
11ax (HE80)(SU)	CH42	9.91	9.79	250	Pass

U-NII-3 (5725 - 5850 MHz)					
Mode	Channel	Conducted Power (dBm)	Conducted Power (mW)	FCC Limit (mW)	Verdict
11a	CH149	12.81	19.10	1000	Pass
11a	CH157	12.84	19.24	1000	Pass
11a	CH165	12.65	18.41	1000	Pass
11n (HT20)	CH149	11.78	15.07	1000	Pass
11n (HT20)	CH157	11.82	15.21	1000	Pass
11n (HT20)	CH165	11.66	14.66	1000	Pass
11n (HT40)	CH151	10.01	10.02	1000	Pass
11n (HT40)	CH159	10.03	10.07	1000	Pass
11ac (VHT20)	CH149	11.76	15.00	1000	Pass
11ac (VHT20)	CH157	11.79	15.10	1000	Pass
11ac (VHT20)	CH165	11.60	14.45	1000	Pass
11a c(VHT40)	CH151	9.97	9.93	1000	Pass
11ac (VHT40)	CH159	10.05	10.12	1000	Pass
11ac (VHT80)	CH155	10.13	10.30	1000	Pass
11ax (HE20)(SU)	CH149	11.66	14.66	1000	Pass
11ax (HE20)(SU)	CH157	11.70	14.79	1000	Pass
11ax (HE20)(SU)	CH165	11.46	14.00	1000	Pass
11ax (HE40)(SU)	CH151	9.72	9.38	1000	Pass
11ax (HE40)(SU)	CH159	9.73	9.40	1000	Pass
11ax (HE80)(SU)	CH155	9.88	9.73	1000	Pass

MIMO

U-NII-1 (5150 - 5250 MHz)					
Mode	Channel	Conducted Power (dBm)	Conducted Power (mW)	FCC Limit (mW)	Verdict
11a	CH36	16.02	40.01	250	Pass
11a	CH44	15.77	37.72	250	Pass
11a	CH48	15.85	38.43	250	Pass
11n (HT20)	CH36	15.07	32.10	250	Pass
11n (HT20)	CH44	14.77	29.99	250	Pass
11n (HT20)	CH48	14.84	30.45	250	Pass
11n (HT40)	CH38	13.12	20.49	250	Pass
11n (HT40)	CH46	13.01	19.98	250	Pass
11ac (VHT20)	CH36	14.97	31.41	250	Pass
11ac (VHT20)	CH44	14.70	29.49	250	Pass
11ac (HVT20)	CH48	14.84	30.45	250	Pass
11ac (VHT40)	CH38	13.18	20.77	250	Pass
11ac (VHT40)	CH46	13.00	19.93	250	Pass
11ac (VHT80)	CH42	13.17	20.75	250	Pass
11ax (HE20)(SU)	CH36	14.92	31.02	250	Pass
11ax (HE20)(SU)	CH44	14.63	29.02	250	Pass
11ax (HE20)(SU)	CH48	14.69	29.42	250	Pass
11ax (HE40)(SU)	CH38	12.86	19.30	250	Pass
11ax (HE40)(SU)	CH46	12.67	18.50	250	Pass
11ax (HE80)(SU)	CH42	12.86	19.32	250	Pass

U-NII-3 (5725 - 5850 MHz)					
Mode	Channel	Conducted Power (dBm)	Conducted Power (mW)	FCC Limit (mW)	Verdict
11a	CH149	15.75	37.56	1000	Pass
11a	CH157	15.85	38.43	1000	Pass
11a	CH165	15.70	37.17	1000	Pass
11n (HT20)	CH149	14.70	29.52	1000	Pass
11n (HT20)	CH157	14.77	30.00	1000	Pass
11n (HT20)	CH165	14.65	29.18	1000	Pass
11n (HT40)	CH151	12.93	19.62	1000	Pass
11n (HT40)	CH159	12.99	19.91	1000	Pass
11ac (VHT20)	CH149	14.67	29.32	1000	Pass
11ac (VHT20)	CH157	14.77	29.96	1000	Pass
11ac (VHT20)	CH165	14.62	28.94	1000	Pass
11a c(VHT40)	CH151	12.98	19.84	1000	Pass
11ac (VHT40)	CH159	12.98	19.87	1000	Pass
11ac (VHT80)	CH155	13.09	20.37	1000	Pass
11ax (HE20)(SU)	CH149	14.58	28.68	1000	Pass
11ax (HE20)(SU)	CH157	14.63	29.05	1000	Pass
11ax (HE20)(SU)	CH165	14.49	28.12	1000	Pass
11ax (HE40)(SU)	CH151	12.63	18.31	1000	Pass
11ax (HE40)(SU)	CH159	12.68	18.54	1000	Pass
11ax (HE80)(SU)	CH155	12.83	19.19	1000	Pass

A.2 Emission Bandwidth & 99% Bandwidth

Note ¹: Test plots please refer to the document “Annex No.: BL-SZ2140812-604 Data Part 1.pdf”.

Note ²: All antenna were tested, but only the worst case has been reported in this report.

Note ³: All the configurations were pre tested, only the worst configuration has been reported in this report.

Test Data

Main Antenna

U-NII-1 (5150 - 5250 MHz)			
Mode	Channel	26 dB Bandwidth (MHz)	99% Bandwidth (MHz)
11a	CH36	23.36	16.67
11a	CH44	23.36	16.73
11a	CH48	22.84	16.67
11n (HT20)	CH36	23.32	17.77
11n (HT20)	CH44	23.16	17.77
11n (HT20)	CH48	23.12	17.77
11n (HT40)	CH38	43.80	36.35
11n (HT40)	CH46	43.90	36.35
11ac (VHT20)	CH36	23.40	17.83
11ac (VHT20)	CH44	23.52	17.83
11ac (VHT20)	CH48	23.24	17.77
11ac (VHT40)	CH38	43.60	36.35
11ac (VHT40)	CH46	43.70	36.47
11ac (VHT80)	CH42	88.40	75.72
11ax (HE20)(SU)	CH36	23.32	18.93
11ax (HE20)(SU)	CH44	23.00	18.93
11ax (HE20)(SU)	CH48	23.20	18.93
11ax (HE40)(SU)	CH38	42.90	37.63
11ax (HE40)(SU)	CH46	43.50	37.63
11ax (HE80)(SU)	CH42	84.00	77.11

U-NII-3 (5725 - 5850 MHz)			
Mode	Channel	26 dB Bandwidth (MHz)	99% Bandwidth (MHz)
11a	CH149	23.24	16.73
11a	CH157	23.16	16.73
11a	CH165	23.04	16.79
11n (HT20)	CH149	23.32	17.83
11n (HT20)	CH157	23.60	17.77
11n (HT20)	CH165	23.20	17.77
11n (HT40)	CH151	44.10	36.35
11n (HT40)	CH159	43.50	36.35
11ac (VHT20)	CH149	23.72	17.77
11ac (VHT20)	CH157	23.40	17.83
11ac (VHT20)	CH165	23.16	17.71
11ac (VHT40)	CH151	44.20	36.35
11ac (VHT40)	CH159	43.80	36.35
11ac (VHT80)	CH155	86.80	75.48
11ax (HE20)(SU)	CH149	23.00	18.87
11ax (HE20)(SU)	CH157	22.60	18.93
11ax (HE20)(SU)	CH165	22.64	18.93
11ax (HE40)(SU)	CH151	43.00	37.74
11ax (HE40)(SU)	CH159	42.50	37.51
11ax (HE80)(SU)	CH155	83.60	76.87

Aux. Antenna

U-NII-1 (5150 - 5250 MHz)			
Mode	Channel	26 dB Bandwidth (MHz)	99% Bandwidth (MHz)
11a	CH36	24.08	16.96
11a	CH44	24.04	16.96
11a	CH48	23.96	16.96
11n (HT20)	CH36	24.28	18.00
11n (HT20)	CH44	24.28	18.00
11n (HT20)	CH48	24.20	17.95
11n (HT40)	CH38	45.30	36.82
11n (HT40)	CH46	44.90	36.70
11ac (VHT20)	CH36	24.44	18.00
11ac (VHT20)	CH44	24.32	18.00
11ac (VHT20)	CH48	24.28	18.00
11ac (VHT40)	CH38	45.30	36.82
11ac (VHT40)	CH46	45.10	36.82
11ac (VHT80)	CH42	86.40	75.48
11ax (HE20)(SU)	CH36	23.68	19.16
11ax (HE20)(SU)	CH44	24.04	19.16
11ax (HE20)(SU)	CH48	24.24	19.10
11ax (HE40)(SU)	CH38	44.60	37.97
11ax (HE40)(SU)	CH46	44.10	37.97
11ax (HE80)(SU)	CH42	84.00	77.11

U-NII-3 (5725 - 5850 MHz)			
Mode	Channel	26 dB Bandwidth (MHz)	99% Bandwidth (MHz)
11a	CH149	24.20	17.02
11a	CH157	24.04	16.96
11a	CH165	24.00	16.96
11n (HT20)	CH149	24.12	18.00
11n (HT20)	CH157	24.24	18.00
11n (HT20)	CH165	24.40	18.06
11n (HT40)	CH151	45.10	36.82
11n (HT40)	CH159	45.10	36.82
11ac (VHT20)	CH149	24.32	18.00
11ac (VHT20)	CH157	24.16	18.00
11ac (VHT20)	CH165	24.28	18.06
11ac (VHT40)	CH151	45.50	36.82
11ac (VHT40)	CH159	44.90	36.82
11ac (VHT80)	CH155	85.00	75.48
11ax (HE20)(SU)	CH149	23.56	19.16
11ax (HE20)(SU)	CH157	24.32	19.16
11ax (HE20)(SU)	CH165	24.04	19.10
11ax (HE40)(SU)	CH151	43.70	37.97
11ax (HE40)(SU)	CH159	43.50	37.97
11ax (HE80)(SU)	CH155	85.20	76.87

A.3 6 dB Bandwidth

Note ¹: Test plots please refer to the document “Annex No.: BL-SZ2140812-604 Data Part 2.pdf”.

Note ²: All antenna were tested, but only the worst case has been reported in this report.

Note ³: All the configurations were pre tested, only the worst configuration has been reported in this report.

Main Antenna

U-NII-3 (5725 - 5850 MHz)				
Mode	Channel	6 dB Bandwidth (MHz)	Limit (kHz)	Verdict
11a	CH149	15.42	500.00	Pass
11a	CH157	16.42	500.00	Pass
11a	CH165	15.42	500.00	Pass
11n (HT20)	CH149	15.42	500.00	Pass
11n (HT20)	CH157	15.22	500.00	Pass
11n (HT20)	CH165	15.52	500.00	Pass
11n (HT40)	CH151	35.17	500.00	Pass
11n (HT40)	CH159	30.17	500.00	Pass
11ac (VHT20)	CH149	17.72	500.00	Pass
11ac (VHT20)	CH157	17.72	500.00	Pass
11ac (VHT20)	CH165	16.17	500.00	Pass
11ac (VHT40)	CH151	35.22	500.00	Pass
11ac (VHT40)	CH159	35.22	500.00	Pass
11ac (VHT80)	CH155	75.17	500.00	Pass
11ax (HE20)(SU)	CH149	16.67	500.00	Pass
11ax (HE20)(SU)	CH157	16.22	500.00	Pass
11ax (HE20)(SU)	CH165	16.57	500.00	Pass
11ax (HE40)(SU)	CH151	35.52	500.00	Pass
11ax (HE40)(SU)	CH159	34.92	500.00	Pass
11ax (HE80)(SU)	CH155	68.92	500.00	Pass

Aux. Antenna

U-NII-3 (5725 - 5850 MHz)				
Mode	Channel	6 dB Bandwidth (MHz)	Limit (kHz)	Verdict
11a	CH149	16.42	500.00	Pass
11a	CH157	16.42	500.00	Pass
11a	CH165	16.42	500.00	Pass
11n (HT20)	CH149	17.72	500.00	Pass
11n (HT20)	CH157	17.67	500.00	Pass
11n (HT20)	CH165	17.72	500.00	Pass
11n (HT40)	CH151	36.52	500.00	Pass
11n (HT40)	CH159	36.42	500.00	Pass
11ac (VHT20)	CH149	17.67	500.00	Pass
11ac (VHT20)	CH157	17.67	500.00	Pass
11ac (VHT20)	CH165	17.72	500.00	Pass
11ac (VHT40)	CH151	36.42	500.00	Pass
11ac (VHT40)	CH159	36.47	500.00	Pass
11ac (VHT80)	CH155	75.07	500.00	Pass
11ax (HE20)(SU)	CH149	18.82	500.00	Pass
11ax (HE20)(SU)	CH157	19.07	500.00	Pass
11ax (HE20)(SU)	CH165	18.87	500.00	Pass
11ax (HE40)(SU)	CH151	38.12	500.00	Pass
11ax (HE40)(SU)	CH159	37.72	500.00	Pass
11ax (HE80)(SU)	CH155	62.72	500.00	Pass

A.4 Power Spectral Density

Note ¹: Test plots please refer to the document “Annex No.: BL-SZ2140812-604 Data Part 3.pdf”.

Note ²: The RBW used in U-NII-3 is 1 MHz, and the PSD factor is: $10 \cdot \log(500 \text{ kHz/RBW}) = -3 \text{ dBm}$.

Note ³: All the configurations were pre tested, only the worst configuration has been reported in this report.

Test Data

Main Antenna

U-NII-1 (5150 - 5250 MHz)				
Mode	Channel	PSD (dBm/MHz)	Limit (dBm/MHz)	Verdict
11a	CH36	2.30	11.00	Pass
11a	CH44	1.72	11.00	Pass
11a	CH48	1.78	11.00	Pass
11n (HT20)	CH36	1.07	11.00	Pass
11n (HT20)	CH44	0.51	11.00	Pass
11n (HT20)	CH48	0.69	11.00	Pass
11n (HT40)	CH38	-4.16	11.00	Pass
11n (HT40)	CH46	-4.69	11.00	Pass
11ac (VHT20)	CH36	0.96	11.00	Pass
11ac (VHT20)	CH44	0.42	11.00	Pass
11ac (VHT20)	CH48	0.67	11.00	Pass
11ac (VHT40)	CH38	-4.24	11.00	Pass
11ac (VHT40)	CH46	-4.56	11.00	Pass
11ac (VHT80)	CH42	-7.43	11.00	Pass
11ax (HE20)(SU)	CH36	0.63	11.00	Pass
11ax (HE20)(SU)	CH44	0.17	11.00	Pass
11ax (HE20)(SU)	CH48	0.32	11.00	Pass
11ax (HE40)(SU)	CH38	-4.68	11.00	Pass
11ax (HE40)(SU)	CH46	-4.97	11.00	Pass
11ax (HE80)(SU)	CH42	-8.06	11.00	Pass

U-NII-3 (5725 - 5850 MHz)				
Mode	Channel	PSD (dBm/500kHz)	Limit (dBm/500kHz)	Verdict
11a	CH149	-0.88	30.00	Pass
11a	CH157	-1.25	30.00	Pass
11a	CH165	-0.37	30.00	Pass
11n (HT20)	CH149	-2.14	30.00	Pass
11n (HT20)	CH157	-2.35	30.00	Pass
11n (HT20)	CH165	-1.63	30.00	Pass
11n (HT40)	CH151	-7.54	30.00	Pass
11n (HT40)	CH159	-7.33	30.00	Pass
11ac (VHT20)	CH149	-2.14	30.00	Pass
11ac (VHT20)	CH157	-2.47	30.00	Pass
11ac (VHT20)	CH165	-1.64	30.00	Pass
11ac (VHT40)	CH151	-7.45	30.00	Pass
11ac (VHT40)	CH159	-7.35	30.00	Pass
11ac (VHT80)	CH155	-10.60	30.00	Pass
11ax (HE20)(SU)	CH149	-2.59	30.00	Pass
11ax (HE20)(SU)	CH157	-2.90	30.00	Pass
11ax (HE20)(SU)	CH165	-2.03	30.00	Pass
11ax (HE40)(SU)	CH151	-8.00	30.00	Pass
11ax (HE40)(SU)	CH159	-7.71	30.00	Pass
11ax (HE80)(SU)	CH155	-10.93	30.00	Pass

Aux. Antenna

U-NII-1 (5150 - 5250 MHz)				
Mode	Channel	PSD (dBm/MHz)	Limit (dBm/MHz)	Verdict
11a	CH36	0.95	11.00	Pass
11a	CH44	0.60	11.00	Pass
11a	CH48	0.56	11.00	Pass
11n (HT20)	CH36	1.11	11.00	Pass
11n (HT20)	CH44	0.71	11.00	Pass
11n (HT20)	CH48	0.64	11.00	Pass
11n (HT40)	CH38	-3.87	11.00	Pass
11n (HT40)	CH46	-4.10	11.00	Pass
11ac (VHT20)	CH36	1.15	11.00	Pass
11ac (VHT20)	CH44	0.77	11.00	Pass
11ac (VHT20)	CH48	0.68	11.00	Pass
11ac (VHT40)	CH38	-3.89	11.00	Pass
11ac (VHT40)	CH46	-4.15	11.00	Pass
11ac (VHT80)	CH42	-6.25	11.00	Pass
11ax (HE20)(SU)	CH36	0.74	11.00	Pass
11ax (HE20)(SU)	CH44	0.40	11.00	Pass
11ax (HE20)(SU)	CH48	0.33	11.00	Pass
11ax (HE40)(SU)	CH38	-4.27	11.00	Pass
11ax (HE40)(SU)	CH46	-4.50	11.00	Pass
11ax (HE80)(SU)	CH42	-6.52	11.00	Pass

U-NII-3 (5725 - 5850 MHz)				
Mode	Channel	PSD (dBm/500kHz)	Limit (dBm/500kHz)	Verdict
11a	CH149	-0.51	30.00	Pass
11a	CH157	-1.28	30.00	Pass
11a	CH165	-0.55	30.00	Pass
11n (HT20)	CH149	-1.87	30.00	Pass
11n (HT20)	CH157	-2.44	30.00	Pass
11n (HT20)	CH165	-1.76	30.00	Pass
11n (HT40)	CH151	-7.11	30.00	Pass
11n (HT40)	CH159	-7.02	30.00	Pass
11ac (VHT20)	CH149	-1.84	30.00	Pass
11ac (VHT20)	CH157	-2.74	30.00	Pass
11ac (VHT20)	CH165	-1.88	30.00	Pass
11ac (VHT40)	CH151	-7.05	30.00	Pass
11ac (VHT40)	CH159	-7.13	30.00	Pass
11ac (VHT80)	CH155	-9.41	30.00	Pass
11ax (HE20)(SU)	CH149	-2.17	30.00	Pass
11ax (HE20)(SU)	CH157	-2.99	30.00	Pass
11ax (HE20)(SU)	CH165	-2.23	30.00	Pass
11ax (HE40)(SU)	CH151	-7.54	30.00	Pass
11ax (HE40)(SU)	CH159	-7.50	30.00	Pass
11ax (HE80)(SU)	CH155	-9.75	30.00	Pass

MIMO-Main Antenna

U-NII-1 (5150 - 5250 MHz)				
Mode	Channel	PSD (dBm/MHz)	Limit (dBm/MHz)	Verdict
11a	CH36	1.99	11.00	Pass
11a	CH44	1.64	11.00	Pass
11a	CH48	1.69	11.00	Pass
11n (HT20)	CH36	0.84	11.00	Pass
11n (HT20)	CH44	0.23	11.00	Pass
11n (HT20)	CH48	0.24	11.00	Pass
11n (HT40)	CH38	-5.15	11.00	Pass
11n (HT40)	CH46	-5.32	11.00	Pass
11ac (VHT20)	CH36	0.65	11.00	Pass
11ac (VHT20)	CH44	0.00	11.00	Pass
11ac (VHT20)	CH48	0.24	11.00	Pass
11ac (VHT40)	CH38	-5.14	11.00	Pass
11ac (VHT40)	CH46	-5.45	11.00	Pass
11ac (VHT80)	CH42	-8.16	11.00	Pass
11ax (HE20)(SU)	CH36	0.30	11.00	Pass
11ax (HE20)(SU)	CH44	-0.29	11.00	Pass
11ax (HE20)(SU)	CH48	-0.05	11.00	Pass
11ax (HE40)(SU)	CH38	-5.59	11.00	Pass
11ax (HE40)(SU)	CH46	-5.94	11.00	Pass
11ax (HE80)(SU)	CH42	-8.66	11.00	Pass

U-NII-3 (5725 - 5850 MHz)				
Mode	Channel	PSD (dBm/500kHz)	Limit (dBm/500kHz)	Verdict
11a	CH149	-1.27	30.00	Pass
11a	CH157	-1.58	30.00	Pass
11a	CH165	-0.78	30.00	Pass
11n (HT20)	CH149	-2.67	30.00	Pass
11n (HT20)	CH157	-2.97	30.00	Pass
11n (HT20)	CH165	-2.07	30.00	Pass
11n (HT40)	CH151	-8.24	30.00	Pass
11n (HT40)	CH159	-8.23	30.00	Pass
11ac (VHT20)	CH149	-2.55	30.00	Pass
11ac (VHT20)	CH157	-3.47	30.00	Pass
11ac (VHT20)	CH165	-2.06	30.00	Pass
11ac (VHT40)	CH151	-8.38	30.00	Pass
11ac (VHT40)	CH159	-8.14	30.00	Pass
11ac (VHT80)	CH155	-11.07	30.00	Pass
11ax (HE20)(SU)	CH149	-3.06	30.00	Pass
11ax (HE20)(SU)	CH157	-3.30	30.00	Pass
11ax (HE20)(SU)	CH165	-2.50	30.00	Pass
11ax (HE40)(SU)	CH151	-8.92	30.00	Pass
11ax (HE40)(SU)	CH159	-8.79	30.00	Pass
11ax (HE80)(SU)	CH155	-11.52	30.00	Pass

MIMO-Aux. Antenna

U-NII-1 (5150 - 5250 MHz)				
Mode	Channel	PSD (dBm/MHz)	Limit (dBm/MHz)	Verdict
11a	CH36	2.18	11.00	Pass
11a	CH44	1.67	11.00	Pass
11a	CH48	1.77	11.00	Pass
11n (HT20)	CH36	0.96	11.00	Pass
11n (HT20)	CH44	0.35	11.00	Pass
11n (HT20)	CH48	0.44	11.00	Pass
11n (HT40)	CH38	-4.21	11.00	Pass
11n (HT40)	CH46	-4.50	11.00	Pass
11ac (VHT20)	CH36	0.92	11.00	Pass
11ac (VHT20)	CH44	0.40	11.00	Pass
11ac (VHT20)	CH48	0.56	11.00	Pass
11ac (VHT40)	CH38	-4.12	11.00	Pass
11ac (VHT40)	CH46	-4.61	11.00	Pass
11ac (VHT80)	CH42	-6.71	11.00	Pass
11ax (HE20)(SU)	CH36	0.54	11.00	Pass
11ax (HE20)(SU)	CH44	0.00	11.00	Pass
11ax (HE20)(SU)	CH48	0.05	11.00	Pass
11ax (HE40)(SU)	CH38	-4.67	11.00	Pass
11ax (HE40)(SU)	CH46	-5.14	11.00	Pass
11ax (HE80)(SU)	CH42	-7.09	11.00	Pass

U-NII-3 (5725 - 5850 MHz)				
Mode	Channel	PSD (dBm/500kHz)	Limit (dBm/500kHz)	Verdict
11a	CH149	-0.95	30.00	Pass
11a	CH157	-1.10	30.00	Pass
11a	CH165	-0.47	30.00	Pass
11n (HT20)	CH149	-2.08	30.00	Pass
11n (HT20)	CH157	-2.11	30.00	Pass
11n (HT20)	CH165	-1.81	30.00	Pass
11n (HT40)	CH151	-7.05	30.00	Pass
11n (HT40)	CH159	-6.88	30.00	Pass
11ac (VHT20)	CH149	-1.97	30.00	Pass
11ac (VHT20)	CH157	-2.10	30.00	Pass
11ac (VHT20)	CH165	-1.73	30.00	Pass
11ac (VHT40)	CH151	-7.09	30.00	Pass
11ac (VHT40)	CH159	-6.82	30.00	Pass
11ac (VHT80)	CH155	-9.56	30.00	Pass
11ax (HE20)(SU)	CH149	-2.43	30.00	Pass
11ax (HE20)(SU)	CH157	-2.59	30.00	Pass
11ax (HE20)(SU)	CH165	-2.17	30.00	Pass
11ax (HE40)(SU)	CH151	-7.54	30.00	Pass
11ax (HE40)(SU)	CH159	-7.41	30.00	Pass
11ax (HE80)(SU)	CH155	-9.62	30.00	Pass

MIMO

U-NII-1 (5150 - 5250 MHz)				
Mode	Channel	PSD (dBm/MHz)	Limit (dBm/MHz)	Verdict
11a	CH36	5.10	11.00	Pass
11a	CH44	4.67	11.00	Pass
11a	CH48	4.74	11.00	Pass
11n (HT20)	CH36	3.91	11.00	Pass
11n (HT20)	CH44	3.30	11.00	Pass
11n (HT20)	CH48	3.35	11.00	Pass
11n (HT40)	CH38	-1.64	11.00	Pass
11n (HT40)	CH46	-1.88	11.00	Pass
11ac (VHT20)	CH36	3.80	11.00	Pass
11ac (VHT20)	CH44	3.21	11.00	Pass
11ac (VHT20)	CH48	3.41	11.00	Pass
11ac (VHT40)	CH38	-1.59	11.00	Pass
11ac (VHT40)	CH46	-2.00	11.00	Pass
11ac (VHT80)	CH42	-4.36	11.00	Pass
11ax (HE20)(SU)	CH36	3.43	11.00	Pass
11ax (HE20)(SU)	CH44	2.87	11.00	Pass
11ax (HE20)(SU)	CH48	3.01	11.00	Pass
11ax (HE40)(SU)	CH38	-2.10	11.00	Pass
11ax (HE40)(SU)	CH46	-2.51	11.00	Pass
11ax (HE80)(SU)	CH42	-4.79	11.00	Pass

U-NII-3 (5725 - 5850 MHz)				
Mode	Channel	PSD (dBm/500kHz)	Limit (dBm/500kHz)	Verdict
11a	CH149	1.90	30.00	Pass
11a	CH157	1.68	30.00	Pass
11a	CH165	2.39	30.00	Pass
11n (HT20)	CH149	0.65	30.00	Pass
11n (HT20)	CH157	0.49	30.00	Pass
11n (HT20)	CH165	1.07	30.00	Pass
11n (HT40)	CH151	-4.59	30.00	Pass
11n (HT40)	CH159	-4.49	30.00	Pass
11ac (VHT20)	CH149	0.76	30.00	Pass
11ac (VHT20)	CH157	0.28	30.00	Pass
11ac (VHT20)	CH165	1.12	30.00	Pass
11ac (VHT40)	CH151	-4.68	30.00	Pass
11ac (VHT40)	CH159	-4.42	30.00	Pass
11ac (VHT80)	CH155	-7.24	30.00	Pass
11ax (HE20)(SU)	CH149	0.28	30.00	Pass
11ax (HE20)(SU)	CH157	0.08	30.00	Pass
11ax (HE20)(SU)	CH165	0.68	30.00	Pass
11ax (HE40)(SU)	CH151	-5.17	30.00	Pass
11ax (HE40)(SU)	CH159	-5.04	30.00	Pass
11ax (HE80)(SU)	CH155	-7.46	30.00	Pass

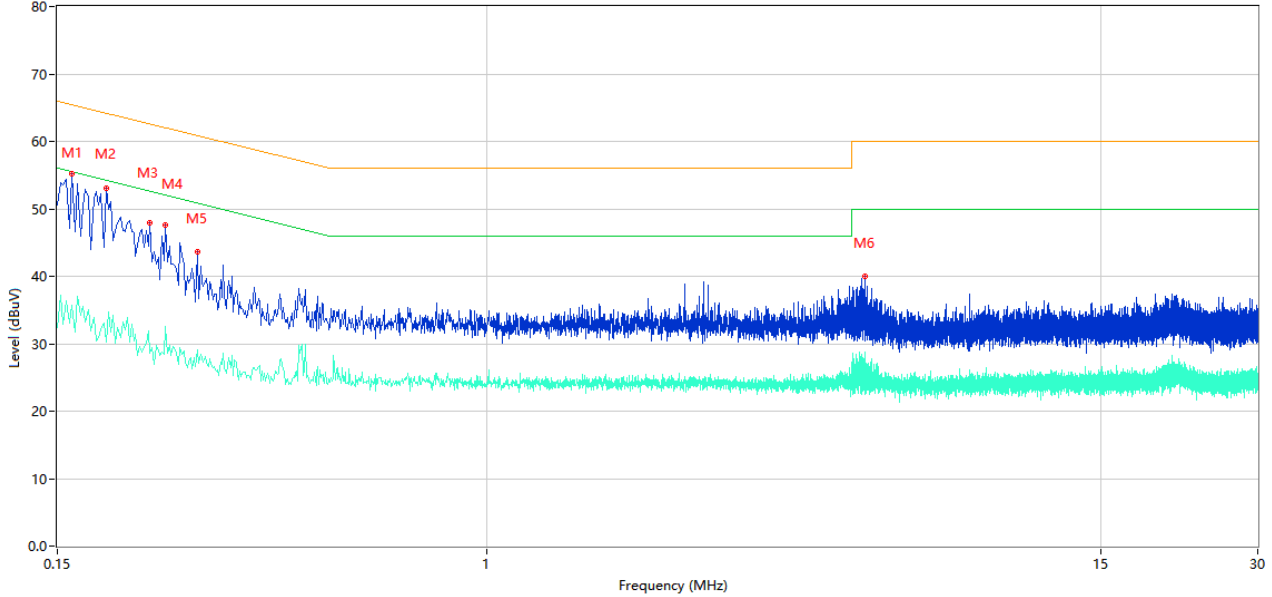
A.5 Conducted Emissions

Note¹: The EUT is working in the Normal link mode. All modes have been tested and normal link mode is worst.
 Note²: Devices subject to Part 15 must be tested for all available U.S. voltages and frequencies (such as a nominal 120 VAC, 60 Hz and 240 VAC, 50 Hz) for which the device is capable of operation. So, The configuration 120 VAC, 60 Hz and 240 VAC, 50 Hz were tested respectively, but only the worst configuration (120 VAC, 60 Hz) shown here.

Test Data and Plots

PHASE L

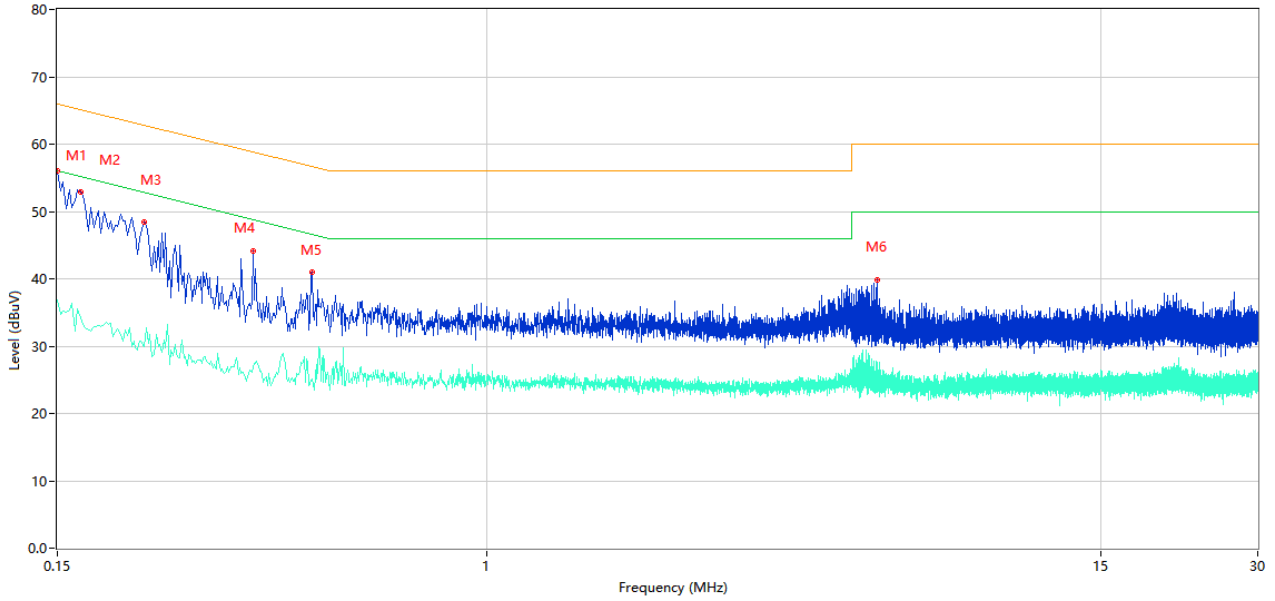
CE Test case_FCC_CE_FCC PART 15B_Class B



No.	Frequency (MHz)	Results (dBUV)	Factor (dB)	Limit (dBUV)	Over Limit (dB)	Detector	Line	Verdict
1	0.160	55.14	10.40	65.46	-10.32	Peak	L	Pass
1**	0.160	35.73	10.40	55.46	-19.73	AV	L	Pass
2	0.186	53.10	10.39	64.21	-11.11	Peak	L	Pass
2**	0.186	30.23	10.39	54.21	-23.98	AV	L	Pass
3	0.226	47.90	10.36	62.60	-14.70	Peak	L	Pass
3**	0.226	28.58	10.36	52.60	-24.02	AV	L	Pass
4	0.242	47.54	10.34	62.03	-14.49	Peak	L	Pass
4**	0.242	32.48	10.34	52.03	-19.55	AV	L	Pass
5	0.278	43.57	10.34	60.88	-17.31	Peak	L	Pass
5**	0.278	29.04	10.34	50.88	-21.84	AV	L	Pass
6	5.308	39.99	10.31	60.00	-20.01	Peak	L	Pass
6**	5.308	23.47	10.31	50.00	-26.53	AV	L	Pass

PHASE N

CE Test case_FCC_CE_FCC PART 15B_Class B



No.	Frequency (MHz)	Results (dBuV)	Factor (dB)	Limit (dBuV)	Over Limit (dB)	Detector	Line	Verdict
1	0.150	55.86	10.41	66.00	-10.14	Peak	N	Pass
1**	0.150	36.82	10.41	56.00	-19.18	AV	N	Pass
2	0.166	52.81	10.40	65.16	-12.35	Peak	N	Pass
2**	0.166	34.25	10.40	55.16	-20.91	AV	N	Pass
3	0.220	48.51	10.37	62.82	-14.31	Peak	N	Pass
3**	0.220	29.95	10.37	52.82	-22.87	AV	N	Pass
4	0.356	44.11	10.31	58.82	-14.71	Peak	N	Pass
4**	0.356	26.89	10.31	48.82	-21.93	AV	N	Pass
5	0.462	41.04	10.30	56.66	-15.62	Peak	N	Pass
5**	0.462	25.15	10.30	46.66	-21.51	AV	N	Pass
6	5.584	39.78	10.31	60.00	-20.22	Peak	N	Pass
6**	5.584	27.67	10.31	50.00	-22.33	AV	N	Pass

A.6 Radiated Spurious Emissions and Band Edge (Restricted-band)

Test Data

Note 1: The symbol of "--" in the table which means not application.

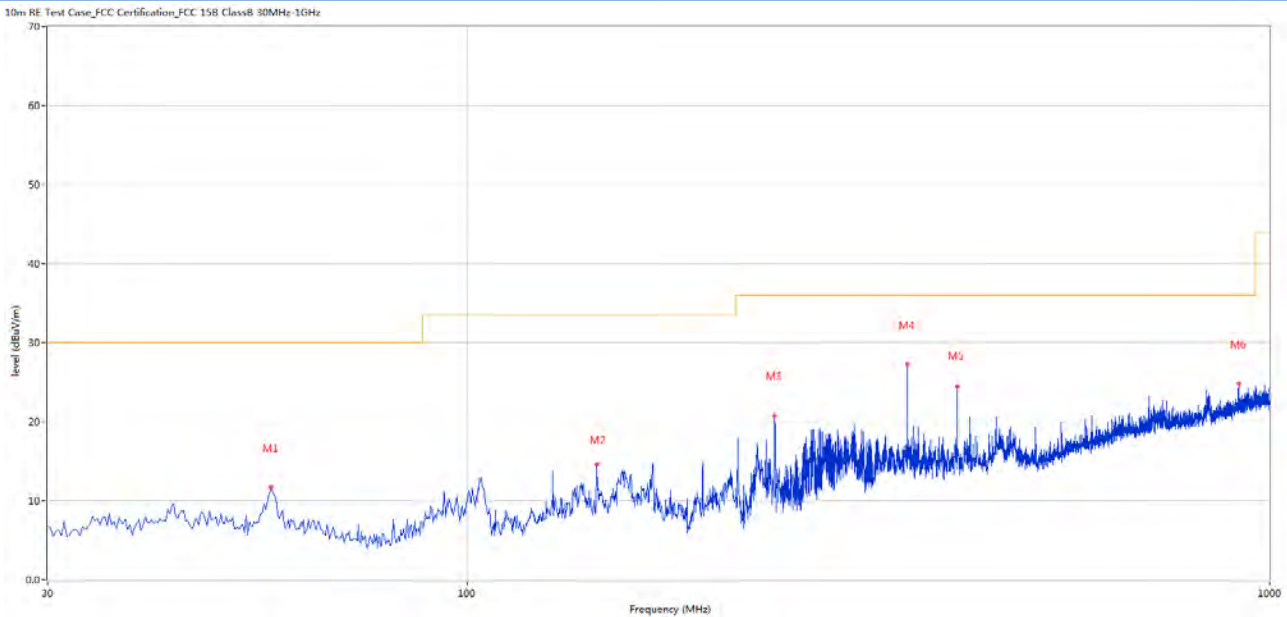
Note 2: For the test data above 1 GHz, According the ANSI C63.4, where limits are specified for both average and peak (or quasi-peak) detector functions, if the peak (or quasi-peak) measured value complies with the average limit, it is unnecessary to perform an average measurement.

Note 3: The low frequency, which started from 9 kHz to 30 MHz, was pre-scanned and the result which was 20 dB lower than the limit line per 15.31(o) was not reported.

Note 4: The EUT is working in the Normal link mode below 1 GHz. All modes have been tested and normal link mode is worst.

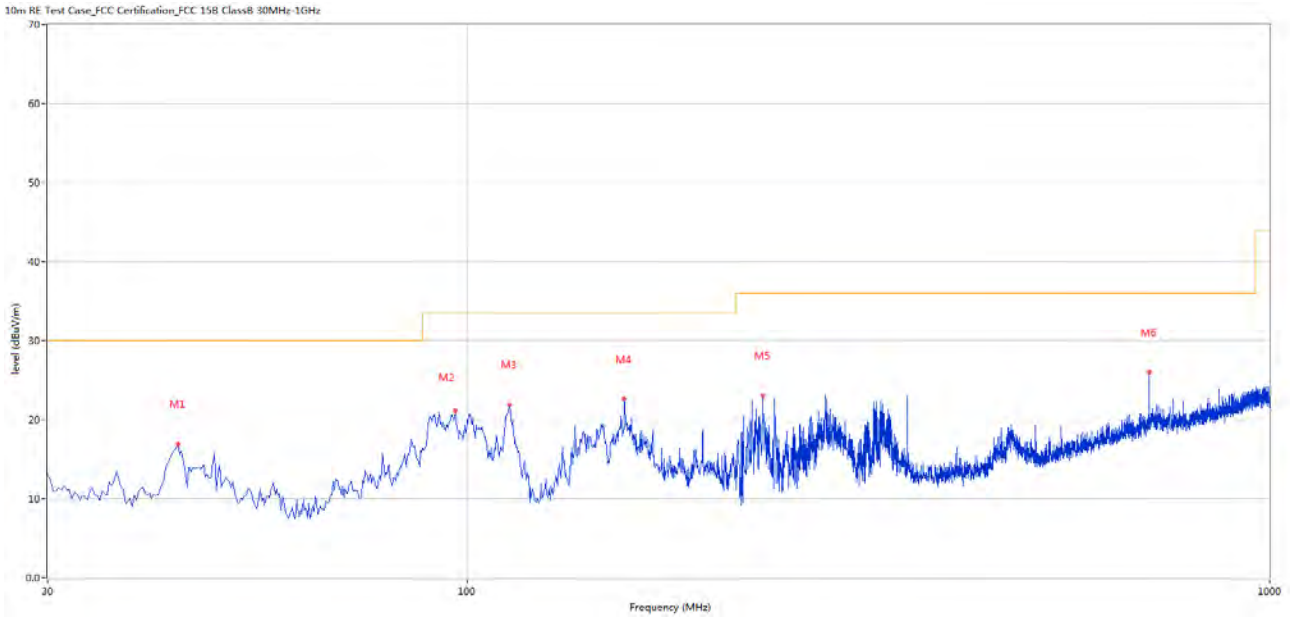
Note 5: For Multiple transmitter output, the quantity $10 \log(NANT)$ dB is added to each spectrum value before comparing to the emission limit. When testing out-of-band and spurious emissions against relative emission limits, tests may be performed on each output individually without summing or adding $10 \log(NANT)$ if the measurements are made relative to the in-band emissions on the individual outputs.

30 MHz to 1 GHz, ANT H



No.	Frequency (MHz)	Results (dBuV/m)	Factor (dB)	Limit (dBuV/m)	Over Limit (dB)	Detector	Table (Degree)	Height (cm)	Antenna	Verdict
1	56.911	11.67	-27.67	30.0	-18.33	Peak	95.00	200	Horizontal	Pass
2	144.916	14.65	-25.99	33.5	-18.85	Peak	125.00	200	Horizontal	Pass
3	241.650	20.74	-27.73	36.0	-15.26	Peak	226.00	200	Horizontal	Pass
4	353.657	27.22	-24.27	36.0	-8.78	Peak	191.00	200	Horizontal	Pass
5	407.963	24.43	-22.79	36.0	-11.57	Peak	256.00	200	Horizontal	Pass
6	914.661	24.84	-12.08	36.0	-11.16	Peak	0.00	200	Horizontal	Pass

30 MHz to 1 GHz, ANT V



No.	Frequency (MHz)	Results (dBuV/m)	Factor (dB)	Limit (dBuV/m)	Over Limit (dB)	Detector	Table (Degree)	Height (cm)	Antenna	Verdict
1	43.577	16.95	-26.89	30.0	-13.05	Peak	85.00	200	Vertical	Pass
2	96.671	21.15	-30.43	33.5	-12.35	Peak	123.00	100	Vertical	Pass
3	112.914	21.90	-28.79	33.5	-11.60	Peak	53.00	100	Vertical	Pass
4	157.038	22.61	-25.78	33.5	-10.89	Peak	356.00	100	Vertical	Pass
5	233.407	23.09	-28.03	36.0	-12.91	Peak	8.00	100	Vertical	Pass
6	707.376	26.02	-15.95	36.0	-9.98	Peak	19.00	200	Vertical	Pass

Note 1: The spurious above 18G is noise only, do not show on the report.

Note 2: All the configurations were pre tested, only the worst configuration has been reported in this report.

Main Antenna

11a, U-NII-1, 1 GHz to 18 GHz, Low Channel, ANT H

No.	Frequency (MHz)	Results (dBuV/m)	Factor (dB)	Limit (dBuV/m)	Over Limit (dB)	Detector	Table (Degree)	Height (cm)	Antenna	Verdict
1	1111.400	39.91	-18.69	74.0	-34.09	Peak	335.00	150	Horizontal	Pass
1**	1111.400	30.52	-18.69	54.0	-23.48	AV	335.00	150	Horizontal	Pass
2	1681.600	45.47	-17.85	74.0	-28.53	Peak	239.00	150	Horizontal	Pass
2**	1681.600	34.45	-17.85	54.0	-19.55	AV	239.00	150	Horizontal	Pass
3	4268.600	48.09	-5.21	74.0	-25.91	Peak	239.00	150	Horizontal	Pass
3**	4268.600	38.57	-5.21	54.0	-15.43	AV	239.00	150	Horizontal	Pass
4	5184.000	107.33	-3.91	--	--	Peak	220.00	150	Horizontal	N/A
4**	5184.000	98.79	-3.91	--	--	AV	220.00	150	Horizontal	N/A
5	7441.025	48.76	-4.29	74.0	-25.24	Peak	360.00	150	Horizontal	Pass
5**	7441.025	38.50	-4.29	54.0	-15.50	AV	360.00	150	Horizontal	Pass
6	12259.812	51.25	0.03	74.0	-22.75	Peak	0.00	150	Horizontal	Pass
6**	12259.812	41.65	0.03	54.0	-12.35	AV	0.00	150	Horizontal	Pass

11a, U-NII-1, 1 GHz to 18 GHz, Low Channel, ANT V

No.	Frequency (MHz)	Results (dBuV/m)	Factor (dB)	Limit (dBuV/m)	Over Limit (dB)	Detector	Table (Degree)	Height (cm)	Antenna	Verdict
1	1117.900	41.56	-18.53	74.0	-32.44	Peak	178.00	150	Vertical	Pass
1**	1117.900	32.27	-18.53	54.0	-21.73	AV	178.00	150	Vertical	Pass
2	1598.000	41.34	-17.92	74.0	-32.66	Peak	241.00	150	Vertical	Pass
2**	1598.000	34.51	-17.92	54.0	-19.49	AV	241.00	150	Vertical	Pass
3	4863.800	50.60	-3.61	74.0	-23.40	Peak	24.00	150	Vertical	Pass
3**	4863.800	41.33	-3.61	54.0	-12.67	AV	24.00	150	Vertical	Pass
4	5178.000	97.15	-3.97	--	--	Peak	117.00	150	Vertical	N/A
4**	5178.000	90.12	-3.97	--	--	AV	117.00	150	Vertical	N/A
5	7547.687	49.55	-4.31	74.0	-24.45	Peak	168.00	150	Vertical	Pass
5**	7547.687	38.35	-4.31	54.0	-15.65	AV	168.00	150	Vertical	Pass
6	12234.225	50.96	-0.31	74.0	-23.04	Peak	360.00	150	Vertical	Pass
6**	12234.225	41.52	-0.31	54.0	-12.48	AV	360.00	150	Vertical	Pass

11a, U-NII-1, 1 GHz to 18 GHz, Middle Channel, ANT H

No.	Frequency (MHz)	Results (dBuV/m)	Factor (dB)	Limit (dBuV/m)	Over Limit (dB)	Detector	Table (Degree)	Height (cm)	Antenna	Verdict
1	1114.600	39.90	-18.60	74.0	-34.10	Peak	327.00	150	Horizontal	Pass
1**	1114.600	31.73	-18.60	54.0	-22.27	AV	327.00	150	Horizontal	Pass
2	1681.800	45.35	-17.86	74.0	-28.65	Peak	255.00	150	Horizontal	Pass
2**	1681.800	39.31	-17.86	54.0	-14.69	AV	255.00	150	Horizontal	Pass
3	4083.200	48.72	-5.07	74.0	-25.28	Peak	25.00	150	Horizontal	Pass
3**	4083.200	37.55	-5.07	54.0	-16.45	AV	25.00	150	Horizontal	Pass
4	5227.000	107.50	-4.06	--	--	Peak	218.00	150	Horizontal	N/A
4**	5227.000	99.79	-4.06	--	--	AV	218.00	150	Horizontal	N/A
5	8076.687	49.66	-3.41	74.0	-24.34	Peak	229.00	150	Horizontal	Pass
5**	8076.687	39.64	-3.41	54.0	-14.36	AV	229.00	150	Horizontal	Pass
6	12332.838	51.93	-0.76	74.0	-22.07	Peak	340.00	150	Horizontal	Pass
6**	12332.838	41.83	-0.76	54.0	-12.17	AV	340.00	150	Horizontal	Pass

11a, U-NII-1, 1 GHz to 18 GHz, Middle Channel, ANT V

No.	Frequency (MHz)	Results (dBuV/m)	Factor (dB)	Limit (dBuV/m)	Over Limit (dB)	Detector	Table (Degree)	Height (cm)	Antenna	Verdict
1	1112.100	41.03	-18.69	74.0	-32.97	Peak	315.00	150	Vertical	Pass
1**	1112.100	32.35	-18.69	54.0	-21.65	AV	315.00	150	Vertical	Pass
2	1685.500	40.63	-17.86	74.0	-33.37	Peak	143.00	150	Vertical	Pass
2**	1685.500	31.44	-17.86	54.0	-22.56	AV	143.00	150	Vertical	Pass
3	4824.600	50.22	-4.07	74.0	-23.78	Peak	344.00	150	Vertical	Pass
3**	4824.600	40.65	-4.07	54.0	-13.35	AV	344.00	150	Vertical	Pass
4	5223.000	97.21	-4.17	--	--	Peak	95.00	150	Vertical	N/A
4**	5223.000	89.44	-4.17	--	--	AV	95.00	150	Vertical	N/A
5	7357.650	48.67	-4.88	74.0	-25.33	Peak	195.00	150	Vertical	Pass
5**	7357.650	38.47	-4.88	54.0	-15.53	AV	195.00	150	Vertical	Pass
6	12241.988	50.92	-0.28	74.0	-23.08	Peak	360.00	150	Vertical	Pass
6**	12241.988	41.40	-0.28	54.0	-12.60	AV	360.00	150	Vertical	Pass

11a, U-NII-1, 1 GHz to 18 GHz, High Channel, ANT H

No.	Frequency (MHz)	Results (dBuV/m)	Factor (dB)	Limit (dBuV/m)	Over Limit (dB)	Detector	Table (Degree)	Height (cm)	Antenna	Verdict
1	1113.900	39.94	-18.64	74.0	-34.06	Peak	329.00	150	Horizontal	Pass
1**	1113.900	32.59	-18.64	54.0	-21.41	AV	329.00	150	Horizontal	Pass
2	1677.900	45.75	-17.92	74.0	-28.25	Peak	235.00	150	Horizontal	Pass
2**	1677.900	34.66	-17.92	54.0	-19.34	AV	235.00	150	Horizontal	Pass
3	4824.800	49.70	-4.08	74.0	-24.30	Peak	69.00	150	Horizontal	Pass
3**	4824.800	40.38	-4.08	54.0	-13.62	AV	69.00	150	Horizontal	Pass
4	5236.400	106.64	-4.31	--	--	Peak	218.00	150	Horizontal	N/A
4**	5236.400	99.52	-4.31	--	--	AV	218.00	150	Horizontal	N/A
5	7331.775	48.50	-4.84	74.0	-25.50	Peak	279.00	150	Horizontal	Pass
5**	7331.775	39.41	-4.84	54.0	-14.59	AV	279.00	150	Horizontal	Pass
6	12271.600	50.58	0.07	74.0	-23.42	Peak	137.00	150	Horizontal	Pass
6**	12271.600	41.44	0.07	54.0	-12.56	AV	137.00	150	Horizontal	Pass

11a, U-NII-1, 1 GHz to 18 GHz, High Channel, ANT V

No.	Frequency (MHz)	Results (dBuV/m)	Factor (dB)	Limit (dBuV/m)	Over Limit (dB)	Detector	Table (Degree)	Height (cm)	Antenna	Verdict
1	1112.900	41.10	-18.67	74.0	-32.90	Peak	325.00	150	Vertical	Pass
1**	1112.900	33.24	-18.67	54.0	-20.76	AV	325.00	150	Vertical	Pass
2	1685.800	41.72	-17.86	74.0	-32.28	Peak	127.00	150	Vertical	Pass
2**	1685.800	30.73	-17.86	54.0	-23.27	AV	127.00	150	Vertical	Pass
3	4877.800	50.86	-4.05	74.0	-23.14	Peak	324.00	150	Vertical	Pass
3**	4877.800	40.92	-4.05	54.0	-13.08	AV	324.00	150	Vertical	Pass
4	5237.400	96.37	-4.32	--	--	Peak	30.00	150	Vertical	N/A
4**	5237.400	88.15	-4.32	--	--	AV	30.00	150	Vertical	N/A
5	7496.800	48.51	-4.34	74.0	-25.49	Peak	226.00	150	Vertical	Pass
5**	7496.800	39.06	-4.34	54.0	-14.94	AV	226.00	150	Vertical	Pass
6	12238.250	50.73	-0.32	74.0	-23.27	Peak	37.00	150	Vertical	Pass
6**	12238.250	42.04	-0.32	54.0	-11.96	AV	37.00	150	Vertical	Pass

11n20, U-NII-1, 1 GHz to 18 GHz, Low Channel, ANT H

No.	Frequency (MHz)	Results (dBuV/m)	Factor (dB)	Limit (dBuV/m)	Over Limit (dB)	Detector	Table (Degree)	Height (cm)	Antenna	Verdict
1	1123.800	40.20	-18.61	74.0	-33.80	Peak	321.00	150	Horizontal	Pass
1**	1123.800	29.27	-18.61	54.0	-24.73	AV	321.00	150	Horizontal	Pass
2	1678.300	45.16	-17.91	74.0	-28.84	Peak	237.00	150	Horizontal	Pass
2**	1678.300	34.44	-17.91	54.0	-19.56	AV	237.00	150	Horizontal	Pass
3	4850.800	50.47	-3.67	74.0	-23.53	Peak	330.00	150	Horizontal	Pass
3**	4850.800	41.07	-3.67	54.0	-12.93	AV	330.00	150	Horizontal	Pass
4	5179.000	104.98	-3.94	--	--	Peak	221.00	150	Horizontal	N/A
4**	5179.000	97.02	-3.94	--	--	AV	221.00	150	Horizontal	N/A
5	7530.725	48.59	-4.24	74.0	-25.41	Peak	334.00	150	Horizontal	Pass
5**	7530.725	39.51	-4.24	54.0	-14.49	AV	334.00	150	Horizontal	Pass
6	12334.276	50.98	-0.80	74.0	-23.02	Peak	282.00	150	Horizontal	Pass
6**	12334.276	41.54	-0.80	54.0	-12.46	AV	282.00	150	Horizontal	Pass

11n20, U-NII-1, 1 GHz to 18 GHz, Low Channel, ANT V

No.	Frequency (MHz)	Results (dBuV/m)	Factor (dB)	Limit (dBuV/m)	Over Limit (dB)	Detector	Table (Degree)	Height (cm)	Antenna	Verdict
1	1116.500	40.97	-18.53	74.0	-33.03	Peak	184.00	150	Vertical	Pass
1**	1116.500	32.44	-18.53	54.0	-21.56	AV	184.00	150	Vertical	Pass
2	1683.300	41.89	-17.94	74.0	-32.11	Peak	142.00	150	Vertical	Pass
2**	1683.300	32.75	-17.94	54.0	-21.25	AV	142.00	150	Vertical	Pass
3	4129.800	48.04	-6.08	74.0	-25.96	Peak	205.00	150	Vertical	Pass
3**	4129.800	37.45	-6.08	54.0	-16.55	AV	205.00	150	Vertical	Pass
4	5176.800	96.04	-4.01	--	--	Peak	109.00	150	Vertical	N/A
4**	5176.800	86.89	-4.01	--	--	AV	109.00	150	Vertical	N/A
5	7426.937	49.04	-4.07	74.0	-24.96	Peak	117.00	150	Vertical	Pass
5**	7426.937	39.79	-4.07	54.0	-14.21	AV	117.00	150	Vertical	Pass
6	11759.275	50.55	-1.18	74.0	-23.45	Peak	361.00	150	Vertical	Pass
6**	11759.275	40.41	-1.18	54.0	-13.59	AV	361.00	150	Vertical	Pass

11n20, U-NII-1, 1 GHz to 18 GHz, Middle Channel, ANT H

No.	Frequency (MHz)	Results (dBuV/m)	Factor (dB)	Limit (dBuV/m)	Over Limit (dB)	Detector	Table (Degree)	Height (cm)	Antenna	Verdict
1	1117.100	39.86	-18.53	74.0	-34.14	Peak	321.00	150	Horizontal	Pass
1**	1117.100	31.86	-18.53	54.0	-22.14	AV	321.00	150	Horizontal	Pass
2	1672.100	45.97	-17.90	74.0	-28.03	Peak	256.00	150	Horizontal	Pass
2**	1672.100	33.92	-17.90	54.0	-20.08	AV	256.00	150	Horizontal	Pass
3	4866.800	50.61	-3.75	74.0	-23.39	Peak	143.00	150	Horizontal	Pass
3**	4866.800	41.42	-3.75	54.0	-12.58	AV	143.00	150	Horizontal	Pass
4	5227.600	105.89	-4.06	--	--	Peak	228.00	150	Horizontal	N/A
4**	5227.600	97.81	-4.06	--	--	AV	228.00	150	Horizontal	N/A
5	7365.700	48.85	-4.95	74.0	-25.15	Peak	189.00	150	Horizontal	Pass
5**	7365.700	39.15	-4.95	54.0	-14.85	AV	189.00	150	Horizontal	Pass
6	12335.425	51.42	-0.84	74.0	-22.58	Peak	44.00	150	Horizontal	Pass
6**	12335.425	42.09	-0.84	54.0	-11.91	AV	44.00	150	Horizontal	Pass

11n20, U-NII-1, 1 GHz to 18 GHz, Middle Channel, ANT V

No.	Frequency (MHz)	Results (dBuV/m)	Factor (dB)	Limit (dBuV/m)	Over Limit (dB)	Detector	Table (Degree)	Height (cm)	Antenna	Verdict
1	1110.700	41.69	-18.68	74.0	-32.31	Peak	206.00	150	Vertical	Pass
1**	1110.700	29.78	-18.68	54.0	-24.22	AV	206.00	150	Vertical	Pass
2	1600.000	42.49	-17.93	74.0	-31.51	Peak	229.00	150	Vertical	Pass
2**	1600.000	29.35	-17.93	54.0	-24.65	AV	229.00	150	Vertical	Pass
3	4366.000	48.92	-5.76	74.0	-25.08	Peak	150.00	150	Vertical	Pass
3**	4366.000	38.65	-5.76	54.0	-15.35	AV	150.00	150	Vertical	Pass
4	5224.800	94.91	-4.10	--	--	Peak	12.00	150	Vertical	N/A
4**	5224.800	86.90	-4.10	--	--	AV	12.00	150	Vertical	N/A
5	7500.250	48.61	-4.39	74.0	-25.39	Peak	0.00	150	Vertical	Pass
5**	7500.250	38.95	-4.39	54.0	-15.05	AV	0.00	150	Vertical	Pass
6	11660.375	51.29	-0.48	74.0	-22.71	Peak	212.00	150	Vertical	Pass
6**	11660.375	41.16	-0.48	54.0	-12.84	AV	212.00	150	Vertical	Pass

11n20, U-NII-1, 1 GHz to 18 GHz, High Channel, ANT H

No.	Frequency (MHz)	Results (dBuV/m)	Factor (dB)	Limit (dBuV/m)	Over Limit (dB)	Detector	Table (Degree)	Height (cm)	Antenna	Verdict
1	1121.100	40.63	-18.61	74.0	-33.37	Peak	227.00	150	Horizontal	Pass
1**	1121.100	31.28	-18.61	54.0	-22.72	AV	227.00	150	Horizontal	Pass
2	1686.400	45.75	-17.87	74.0	-28.25	Peak	250.00	150	Horizontal	Pass
2**	1686.400	36.87	-17.87	54.0	-17.13	AV	250.00	150	Horizontal	Pass
3	4290.400	49.01	-5.25	74.0	-24.99	Peak	346.00	150	Horizontal	Pass
3**	4290.400	39.11	-5.25	54.0	-14.89	AV	346.00	150	Horizontal	Pass
4	5233.200	105.91	-4.20	--	--	Peak	228.00	150	Horizontal	Pass
4**	5233.200	97.92	-4.20	--	--	AV	228.00	150	Horizontal	N/A
5	7358.800	48.71	-4.85	74.0	-25.29	Peak	37.00	150	Horizontal	Pass
5**	7358.800	39.37	-4.85	54.0	-14.63	AV	37.00	150	Horizontal	Pass
6	12324.500	50.27	-0.52	74.0	-23.73	Peak	18.00	150	Horizontal	Pass
6**	12324.500	41.88	-0.52	54.0	-12.12	AV	18.00	150	Horizontal	Pass

11n20, U-NII-1, 1 GHz to 18 GHz, High Channel, ANT V

No.	Frequency (MHz)	Results (dBuV/m)	Factor (dB)	Limit (dBuV/m)	Over Limit (dB)	Detector	Table (Degree)	Height (cm)	Antenna	Verdict
1	1112.600	41.16	-18.68	74.0	-32.84	Peak	179.00	150	Vertical	Pass
1**	1112.600	32.34	-18.68	54.0	-21.66	AV	179.00	150	Vertical	Pass
2	1686.100	41.84	-17.87	74.0	-32.16	Peak	137.00	150	Vertical	Pass
2**	1686.100	29.91	-17.87	54.0	-24.09	AV	137.00	150	Vertical	Pass
3	4110.400	47.64	-5.76	74.0	-26.36	Peak	199.00	150	Vertical	Pass
3**	4110.400	37.85	-5.76	54.0	-16.15	AV	199.00	150	Vertical	Pass
4	5244.600	94.58	-4.20	--	--	Peak	107.00	150	Vertical	N/A
4**	5244.600	86.26	-4.20	--	--	AV	107.00	150	Vertical	N/A
5	7424.062	48.34	-4.08	74.0	-25.66	Peak	218.00	150	Vertical	Pass
5**	7424.062	39.33	-4.08	54.0	-14.67	AV	218.00	150	Vertical	Pass
6	12249.175	51.14	-0.11	74.0	-22.86	Peak	295.00	150	Vertical	Pass
6**	12249.175	41.49	-0.11	54.0	-12.51	AV	295.00	150	Vertical	Pass

11n40, U-NII-1, 1 GHz to 18 GHz, Low Channel, ANT H

No.	Frequency (MHz)	Results (dBuV/m)	Factor (dB)	Limit (dBuV/m)	Over Limit (dB)	Detector	Table (Degree)	Height (cm)	Antenna	Verdict
1	1120.300	40.20	-18.56	74.0	-33.80	Peak	312.00	150	Horizontal	Pass
1**	1120.300	29.89	-18.56	54.0	-24.11	AV	312.00	150	Horizontal	Pass
2	1679.100	45.63	-17.89	74.0	-28.37	Peak	240.00	150	Horizontal	Pass
2**	1679.100	37.15	-17.89	54.0	-16.85	AV	240.00	150	Horizontal	Pass
3	4863.600	50.55	-3.61	74.0	-23.45	Peak	356.00	150	Horizontal	Pass
3**	4863.600	42.33	-3.61	54.0	-11.67	AV	356.00	150	Horizontal	Pass
4	5194.400	100.90	-3.93	--	--	Peak	231.00	150	Horizontal	N/A
4**	5194.400	92.75	-3.93	--	--	AV	231.00	150	Horizontal	N/A
5	7419.463	48.31	-4.06	74.0	-25.69	Peak	82.00	150	Horizontal	Pass
5**	7419.463	39.74	-4.06	54.0	-14.26	AV	82.00	150	Horizontal	Pass
6	11589.363	50.42	-0.06	74.0	-23.58	Peak	23.00	150	Horizontal	Pass
6**	11589.363	41.56	-0.06	54.0	-12.44	AV	23.00	150	Horizontal	Pass

11n40, U-NII-1, 1 GHz to 18 GHz, Low Channel, ANT V

No.	Frequency (MHz)	Results (dBuV/m)	Factor (dB)	Limit (dBuV/m)	Over Limit (dB)	Detector	Table (Degree)	Height (cm)	Antenna	Verdict
1	1120.800	41.14	-18.59	74.0	-32.86	Peak	158.00	150	Vertical	Pass
1**	1120.800	33.52	-18.59	54.0	-20.48	AV	158.00	150	Vertical	Pass
2	1595.500	42.72	-17.86	74.0	-31.28	Peak	236.00	150	Vertical	Pass
2**	1595.500	29.88	-17.86	54.0	-24.12	AV	236.00	150	Vertical	Pass
3	4288.800	48.30	-5.29	74.0	-25.70	Peak	42.00	150	Vertical	Pass
3**	4288.800	38.24	-5.29	54.0	-15.76	AV	42.00	150	Vertical	Pass
4	5177.000	90.73	-4.00	--	--	Peak	117.00	150	Vertical	N/A
4**	5177.000	81.87	-4.00	--	--	AV	117.00	150	Vertical	N/A
5	7428.375	49.42	-4.20	74.0	-24.58	Peak	50.00	150	Vertical	Pass
5**	7428.375	40.27	-4.20	54.0	-13.73	AV	50.00	150	Vertical	Pass
6	12247.162	50.94	-0.16	74.0	-23.06	Peak	50.00	150	Vertical	Pass
6**	12247.162	42.24	-0.16	54.0	-11.76	AV	50.00	150	Vertical	Pass

11n40, U-NII-1, 1 GHz to 18 GHz, High Channel, ANT H

No.	Frequency (MHz)	Results (dBuV/m)	Factor (dB)	Limit (dBuV/m)	Over Limit (dB)	Detector	Table (Degree)	Height (cm)	Antenna	Verdict
1	1113.000	41.05	-18.67	74.0	-32.95	Peak	338.00	150	Horizontal	Pass
1**	1113.000	29.64	-18.67	54.0	-24.36	AV	338.00	150	Horizontal	Pass
2	1682.700	46.35	-17.91	74.0	-27.65	Peak	253.00	150	Horizontal	Pass
2**	1682.700	36.27	-17.91	54.0	-17.73	AV	253.00	150	Horizontal	Pass
3	4206.800	47.87	-6.20	74.0	-26.13	Peak	73.00	150	Horizontal	Pass
3**	4206.800	37.69	-6.20	54.0	-16.31	AV	73.00	150	Horizontal	Pass
4	5224.400	101.29	-4.12	--	--	Peak	230.00	150	Horizontal	N/A
4**	5224.400	92.59	-4.12	--	--	AV	230.00	150	Horizontal	N/A
5	7528.712	48.47	-4.25	74.0	-25.53	Peak	316.00	150	Horizontal	Pass
5**	7528.712	39.66	-4.25	54.0	-14.34	AV	316.00	150	Horizontal	Pass
6	12235.950	51.03	-0.31	74.0	-22.97	Peak	54.00	150	Horizontal	Pass
6**	12235.950	41.33	-0.31	54.0	-12.67	AV	54.00	150	Horizontal	Pass

11n40, U-NII-1, 1 GHz to 18 GHz, High Channel, ANT V

No.	Frequency (MHz)	Results (dBuV/m)	Factor (dB)	Limit (dBuV/m)	Over Limit (dB)	Detector	Table (Degree)	Height (cm)	Antenna	Verdict
1	1121.000	40.69	-18.60	74.0	-33.31	Peak	184.00	150	Vertical	Pass
1**	1121.000	31.81	-18.60	54.0	-22.19	AV	184.00	150	Vertical	Pass
2	1686.000	41.24	-17.86	74.0	-32.76	Peak	135.00	150	Vertical	Pass
2**	1686.000	30.74	-17.86	54.0	-23.26	AV	135.00	150	Vertical	Pass
3	4073.600	47.37	-5.55	74.0	-26.63	Peak	343.00	150	Vertical	Pass
3**	4073.600	38.50	-5.55	54.0	-15.50	AV	343.00	150	Vertical	Pass
4	5217.800	90.95	-4.05	--	--	Peak	18.00	150	Vertical	N/A
4**	5217.800	81.89	-4.05	--	--	AV	18.00	150	Vertical	N/A
5	7522.675	49.09	-4.28	74.0	-24.91	Peak	0.00	150	Vertical	Pass
5**	7522.675	40.07	-4.28	54.0	-13.93	AV	0.00	150	Vertical	Pass
6	12329.388	51.64	-0.66	74.0	-22.36	Peak	0.00	150	Vertical	Pass
6**	12329.388	42.92	-0.66	54.0	-11.08	AV	0.00	150	Vertical	Pass

11ac20, U-NII-1, 1 GHz to 18 GHz, Low Channel, ANT H

No.	Frequency (MHz)	Results (dBuV/m)	Factor (dB)	Limit (dBuV/m)	Over Limit (dB)	Detector	Table (Degree)	Height (cm)	Antenna	Verdict
1	1115.300	40.53	-18.56	74.0	-33.47	Peak	323.00	150	Horizontal	Pass
1**	1115.300	33.13	-18.56	54.0	-20.87	AV	323.00	150	Horizontal	Pass
2	1686.600	46.48	-17.87	74.0	-27.52	Peak	255.00	150	Horizontal	Pass
2**	1686.600	37.90	-17.87	54.0	-16.10	AV	255.00	150	Horizontal	Pass
3	4853.600	50.13	-3.69	74.0	-23.87	Peak	106.00	150	Horizontal	Pass
3**	4853.600	41.08	-3.69	54.0	-12.92	AV	106.00	150	Horizontal	Pass
4	5174.600	106.04	-3.96	--	--	Peak	216.00	150	Horizontal	N/A
4**	5174.600	96.92	-3.96	--	--	AV	216.00	150	Horizontal	N/A
5	7584.487	48.46	-4.65	74.0	-25.54	Peak	174.00	150	Horizontal	Pass
5**	7584.487	39.16	-4.65	54.0	-14.84	AV	174.00	150	Horizontal	Pass
6	12262.688	51.49	0.04	74.0	-22.51	Peak	328.00	150	Horizontal	Pass
6**	12262.688	41.38	0.04	54.0	-12.62	AV	328.00	150	Horizontal	Pass

11ac20, U-NII-1, 1 GHz to 18 GHz, Low Channel, ANT V

No.	Frequency (MHz)	Results (dBuV/m)	Factor (dB)	Limit (dBuV/m)	Over Limit (dB)	Detector	Table (Degree)	Height (cm)	Antenna	Verdict
1	1114.500	41.42	-18.61	74.0	-32.58	Peak	194.00	150	Vertical	Pass
1**	1114.500	32.84	-18.61	54.0	-21.16	AV	194.00	150	Vertical	Pass
2	1597.100	41.76	-17.87	74.0	-32.24	Peak	239.00	150	Vertical	Pass
2**	1597.100	29.17	-17.87	54.0	-24.83	AV	239.00	150	Vertical	Pass
3	4778.800	50.21	-4.42	74.0	-23.79	Peak	286.00	150	Vertical	Pass
3**	4778.800	39.74	-4.42	54.0	-14.26	AV	286.00	150	Vertical	Pass
4	5173.800	95.66	-3.98	--	--	Peak	107.00	150	Vertical	N/A
4**	5173.800	88.70	-3.98	--	--	AV	107.00	150	Vertical	N/A
5	7424.637	48.19	-4.07	74.0	-25.81	Peak	60.00	150	Vertical	Pass
5**	7424.637	39.25	-4.07	54.0	-14.75	AV	60.00	150	Vertical	Pass
6	12256.650	51.04	-0.01	74.0	-22.96	Peak	312.00	150	Vertical	Pass
6**	12256.650	41.50	-0.01	54.0	-12.50	AV	312.00	150	Vertical	Pass

11ac20, U-NII-1, 1 GHz to 18 GHz, Middle Channel, ANT H

No.	Frequency (MHz)	Results (dBuV/m)	Factor (dB)	Limit (dBuV/m)	Over Limit (dB)	Detector	Table (Degree)	Height (cm)	Antenna	Verdict
1	1119.700	40.94	-18.55	74.0	-33.06	Peak	330.00	150	Horizontal	Pass
1**	1119.700	30.13	-18.55	54.0	-23.87	AV	330.00	150	Horizontal	Pass
2	1687.100	47.13	-17.88	74.0	-26.87	Peak	253.00	150	Horizontal	Pass
2**	1687.100	30.51	-17.88	54.0	-23.49	AV	253.00	150	Horizontal	Pass
3	4294.800	48.21	-5.30	74.0	-25.79	Peak	-1.00	150	Horizontal	Pass
3**	4294.800	38.98	-5.30	54.0	-15.02	AV	-1.00	150	Horizontal	Pass
4	5226.200	105.65	-4.06	--	--	Peak	222.00	150	Horizontal	N/A
4**	5226.200	97.93	-4.06	--	--	AV	222.00	150	Horizontal	N/A
5	7474.950	48.20	-4.65	74.0	-25.80	Peak	228.00	150	Horizontal	Pass
5**	7474.950	38.92	-4.65	54.0	-15.08	AV	228.00	150	Horizontal	Pass
6	12329.099	50.78	-0.65	74.0	-23.22	Peak	331.00	150	Horizontal	Pass
6**	12329.099	41.13	-0.65	54.0	-12.87	AV	331.00	150	Horizontal	Pass

11ac20, U-NII-1, 1 GHz to 18 GHz, Middle Channel, ANT V

No.	Frequency (MHz)	Results (dBuV/m)	Factor (dB)	Limit (dBuV/m)	Over Limit (dB)	Detector	Table (Degree)	Height (cm)	Antenna	Verdict
1	1113.300	40.87	-18.66	74.0	-33.13	Peak	194.00	150	Vertical	Pass
1**	1113.300	31.77	-18.66	54.0	-22.23	AV	194.00	150	Vertical	Pass
2	1682.100	41.24	-17.88	74.0	-32.76	Peak	140.00	150	Vertical	Pass
2**	1682.100	32.16	-17.88	54.0	-21.84	AV	140.00	150	Vertical	Pass
3	4091.000	47.44	-5.57	74.0	-26.56	Peak	8.00	150	Vertical	Pass
3**	4091.000	37.65	-5.57	54.0	-16.35	AV	8.00	150	Vertical	Pass
4	5224.800	94.40	-4.10	--	--	Peak	25.00	150	Vertical	N/A
4**	5224.800	87.75	-4.10	--	--	AV	25.00	150	Vertical	N/A
5	7450.225	48.55	-4.34	74.0	-25.45	Peak	157.00	150	Vertical	Pass
5**	7450.225	39.78	-4.34	54.0	-14.22	AV	157.00	150	Vertical	Pass
6	11588.213	50.94	-0.05	74.0	-23.06	Peak	360.00	150	Vertical	Pass
6**	11588.213	42.20	-0.05	54.0	-11.80	AV	360.00	150	Vertical	Pass

11ac20, U-NII-1, 1 GHz to 18 GHz, High Channel, ANT H

No.	Frequency (MHz)	Results (dBuV/m)	Factor (dB)	Limit (dBuV/m)	Over Limit (dB)	Detector	Table (Degree)	Height (cm)	Antenna	Verdict
1	1117.200	40.76	-18.53	74.0	-33.24	Peak	332.00	150	Horizontal	Pass
1**	1117.200	29.53	-18.53	54.0	-24.47	AV	332.00	150	Horizontal	Pass
2	1681.900	45.44	-17.87	74.0	-28.56	Peak	255.00	150	Horizontal	Pass
2**	1681.900	35.65	-17.87	54.0	-18.35	AV	255.00	150	Horizontal	Pass
3	4841.800	49.73	-3.94	74.0	-24.27	Peak	8.00	150	Horizontal	Pass
3**	4841.800	40.07	-3.94	54.0	-13.93	AV	8.00	150	Horizontal	Pass
4	5245.200	106.12	-4.21	--	--	Peak	213.00	150	Horizontal	N/A
4**	5245.200	98.79	-4.21	--	--	AV	213.00	150	Horizontal	N/A
5	7428.375	49.62	-4.20	74.0	-24.38	Peak	274.00	150	Horizontal	Pass
5**	7428.375	41.00	-4.20	54.0	-13.00	AV	274.00	150	Horizontal	Pass
6	12133.888	50.78	-0.68	74.0	-23.22	Peak	116.00	150	Horizontal	Pass
6**	12133.888	40.42	-0.68	54.0	-13.58	AV	116.00	150	Horizontal	Pass

11ac20, U-NII-1, 1 GHz to 18 GHz, High Channel, ANT V

No.	Frequency (MHz)	Results (dBuV/m)	Factor (dB)	Limit (dBuV/m)	Over Limit (dB)	Detector	Table (Degree)	Height (cm)	Antenna	Verdict
1	1112.500	41.04	-18.68	74.0	-32.96	Peak	184.00	150	Vertical	Pass
1**	1112.500	32.86	-18.68	54.0	-21.14	AV	184.00	150	Vertical	Pass
2	1595.700	42.69	-17.85	74.0	-31.31	Peak	230.00	150	Vertical	Pass
2**	1595.700	34.75	-17.85	54.0	-19.25	AV	230.00	150	Vertical	Pass
3	4825.600	50.30	-4.12	74.0	-23.70	Peak	126.00	150	Vertical	Pass
3**	4825.600	41.52	-4.12	54.0	-12.48	AV	126.00	150	Vertical	Pass
4	5237.200	94.23	-4.32	--	--	Peak	24.00	150	Vertical	N/A
4**	5237.200	85.94	-4.32	--	--	AV	24.00	150	Vertical	N/A
5	7437.575	48.69	-4.34	74.0	-25.31	Peak	277.00	150	Vertical	Pass
5**	7437.575	39.50	-4.34	54.0	-14.50	AV	277.00	150	Vertical	Pass
6	12242.275	50.39	-0.27	74.0	-23.61	Peak	188.00	150	Vertical	Pass
6**	12242.275	42.86	-0.27	54.0	-11.14	AV	188.00	150	Vertical	Pass

11ac40, U-NII-1, 1 GHz to 18 GHz, Low Channel, ANT H

No.	Frequency (MHz)	Results (dBuV/m)	Factor (dB)	Limit (dBuV/m)	Over Limit (dB)	Detector	Table (Degree)	Height (cm)	Antenna	Verdict
1	1113.900	40.92	-18.64	74.0	-33.08	Peak	320.00	150	Horizontal	Pass
1**	1113.900	32.46	-18.64	54.0	-21.54	AV	320.00	150	Horizontal	Pass
2	1683.000	45.61	-17.93	74.0	-28.39	Peak	250.00	150	Horizontal	Pass
2**	1683.000	33.36	-17.93	54.0	-20.64	AV	250.00	150	Horizontal	Pass
3	4209.800	48.71	-6.17	74.0	-25.29	Peak	-1.00	150	Horizontal	Pass
3**	4209.800	38.39	-6.17	54.0	-15.61	AV	-1.00	150	Horizontal	Pass
4	5184.600	100.64	-3.91	--	--	Peak	212.00	150	Horizontal	N/A
4**	5184.600	92.15	-3.91	--	--	AV	212.00	150	Horizontal	N/A
5	7438.725	48.36	-4.36	74.0	-25.64	Peak	273.00	150	Horizontal	Pass
5**	7438.725	39.00	-4.36	54.0	-15.00	AV	273.00	150	Horizontal	Pass
6	12296.901	50.41	0.04	74.0	-23.59	Peak	273.00	150	Horizontal	Pass
6**	12296.901	41.17	0.04	54.0	-12.83	AV	273.00	150	Horizontal	Pass

11ac40, U-NII-1, 1 GHz to 18 GHz, Low Channel, ANT V

No.	Frequency (MHz)	Results (dBuV/m)	Factor (dB)	Limit (dBuV/m)	Over Limit (dB)	Detector	Table (Degree)	Height (cm)	Antenna	Verdict
1	1120.400	41.97	-18.57	74.0	-32.03	Peak	181.00	150	Vertical	Pass
1**	1120.400	32.65	-18.57	54.0	-21.35	AV	181.00	150	Vertical	Pass
2	1595.100	41.91	-17.88	74.0	-32.09	Peak	240.00	150	Vertical	Pass
2**	1595.100	29.50	-17.88	54.0	-24.50	AV	240.00	150	Vertical	Pass
3	4837.200	50.22	-4.01	74.0	-23.78	Peak	-1.00	150	Vertical	Pass
3**	4837.200	41.72	-4.01	54.0	-12.28	AV	-1.00	150	Vertical	Pass
4	5199.800	90.91	-4.02	--	--	Peak	103.00	150	Vertical	N/A
4**	5199.800	82.36	-4.02	--	--	AV	103.00	150	Vertical	N/A
5	8077.837	49.87	-3.46	74.0	-24.13	Peak	85.00	150	Vertical	Pass
5**	8077.837	39.65	-3.46	54.0	-14.35	AV	85.00	150	Vertical	Pass
6	11672.738	50.38	-0.78	74.0	-23.62	Peak	68.00	150	Vertical	Pass
6**	11672.738	41.44	-0.78	54.0	-12.56	AV	68.00	150	Vertical	Pass

11ac40, U-NII-1, 1 GHz to 18 GHz, High Channel, ANT H

No.	Frequency (MHz)	Results (dBuV/m)	Factor (dB)	Limit (dBuV/m)	Over Limit (dB)	Detector	Table (Degree)	Height (cm)	Antenna	Verdict
1	1114.200	40.86	-18.62	74.0	-33.14	Peak	322.00	150	Horizontal	Pass
1**	1114.200	29.87	-18.62	54.0	-24.13	AV	322.00	150	Horizontal	Pass
2	1687.100	46.36	-17.88	74.0	-27.64	Peak	255.00	150	Horizontal	Pass
2**	1687.100	29.59	-17.88	54.0	-24.41	AV	255.00	150	Horizontal	Pass
3	4535.000	49.69	-4.55	74.0	-24.31	Peak	14.00	150	Horizontal	Pass
3**	4535.000	40.08	-4.55	54.0	-13.92	AV	14.00	150	Horizontal	Pass
4	5223.000	101.36	-4.17	--	--	Peak	212.00	150	Horizontal	N/A
4**	5223.000	92.86	-4.17	--	--	AV	212.00	150	Horizontal	N/A
5	7432.975	48.54	-4.40	74.0	-25.46	Peak	103.00	150	Horizontal	Pass
5**	7432.975	39.22	-4.40	54.0	-14.78	AV	103.00	150	Horizontal	Pass
6	11618.975	50.56	-0.16	74.0	-23.44	Peak	0.00	150	Horizontal	Pass
6**	11618.975	41.43	-0.16	54.0	-12.57	AV	0.00	150	Horizontal	Pass

11ac40, U-NII-1, 1 GHz to 18 GHz, High Channel, ANT V

No.	Frequency (MHz)	Results (dBuV/m)	Factor (dB)	Limit (dBuV/m)	Over Limit (dB)	Detector	Table (Degree)	Height (cm)	Antenna	Verdict
1	1120.600	40.56	-18.58	74.0	-33.44	Peak	184.00	150	Vertical	Pass
1**	1120.600	31.21	-18.58	54.0	-22.79	AV	184.00	150	Vertical	Pass
2	1596.400	41.03	-17.84	74.0	-32.97	Peak	224.00	150	Vertical	Pass
2**	1596.400	33.68	-17.84	54.0	-20.32	AV	224.00	150	Vertical	Pass
3	4135.000	48.04	-6.09	74.0	-25.96	Peak	241.00	150	Vertical	Pass
3**	4135.000	37.24	-6.09	54.0	-16.76	AV	241.00	150	Vertical	Pass
4	5221.800	90.28	-4.11	--	--	Peak	100.00	150	Vertical	N/A
4**	5221.800	82.27	-4.11	--	--	AV	100.00	150	Vertical	N/A
5	7422.625	49.07	-4.09	74.0	-24.93	Peak	99.00	150	Vertical	Pass
5**	7422.625	39.35	-4.09	54.0	-14.65	AV	99.00	150	Vertical	Pass
6	12164.076	50.77	-0.91	74.0	-23.23	Peak	0.00	150	Vertical	Pass
6**	12164.076	41.08	-0.91	54.0	-12.92	AV	0.00	150	Vertical	Pass

11ac80, U-NII-1, 1 GHz to 18 GHz, Middle Channel, ANT H

No.	Frequency (MHz)	Results (dBuV/m)	Factor (dB)	Limit (dBuV/m)	Over Limit (dB)	Detector	Table (Degree)	Height (cm)	Antenna	Verdict
1	1115.800	39.84	-18.53	74.0	-34.16	Peak	323.00	150	Horizontal	Pass
1**	1115.800	30.56	-18.53	54.0	-23.44	AV	323.00	150	Horizontal	Pass
2	1682.200	45.07	-17.89	74.0	-28.93	Peak	246.00	150	Horizontal	Pass
2**	1682.200	36.47	-17.89	54.0	-17.53	AV	246.00	150	Horizontal	Pass
3	4067.200	48.16	-5.49	74.0	-25.84	Peak	362.00	150	Horizontal	Pass
3**	4067.200	37.71	-5.49	54.0	-16.29	AV	362.00	150	Horizontal	Pass
4	5227.800	98.71	-4.07	--	--	Peak	220.00	150	Horizontal	N/A
4**	5227.800	89.37	-4.07	--	--	AV	220.00	150	Horizontal	N/A
5	7359.088	48.13	-4.86	74.0	-25.87	Peak	360.00	150	Horizontal	Pass
5**	7359.088	39.93	-4.86	54.0	-14.07	AV	360.00	150	Horizontal	Pass
6	11621.850	50.53	-0.18	74.0	-23.47	Peak	245.00	150	Horizontal	Pass
6**	11621.850	41.39	-0.18	54.0	-12.61	AV	245.00	150	Horizontal	Pass

11ac80, U-NII-1, 1 GHz to 18 GHz, Middle Channel, ANT V

No.	Frequency (MHz)	Results (dBuV/m)	Factor (dB)	Limit (dBuV/m)	Over Limit (dB)	Detector	Table (Degree)	Height (cm)	Antenna	Verdict
1	1113.100	41.56	-18.66	74.0	-32.44	Peak	200.00	150	Vertical	Pass
1**	1113.100	34.93	-18.66	54.0	-19.07	AV	200.00	150	Vertical	Pass
2	1597.600	42.21	-17.90	74.0	-31.79	Peak	241.00	150	Vertical	Pass
2**	1597.600	31.26	-17.90	54.0	-22.74	AV	241.00	150	Vertical	Pass
3	4833.400	50.38	-4.19	74.0	-23.62	Peak	136.00	150	Vertical	Pass
3**	4833.400	41.17	-4.19	54.0	-12.83	AV	136.00	150	Vertical	Pass
4	5205.400	88.25	-3.94	--	--	Peak	103.00	150	Vertical	N/A
4**	5205.400	79.88	-3.94	--	--	AV	103.00	150	Vertical	N/A
5	7428.375	49.20	-4.20	74.0	-24.80	Peak	345.00	150	Vertical	Pass
5**	7428.375	39.44	-4.20	54.0	-14.56	AV	345.00	150	Vertical	Pass
6	12218.125	51.03	-0.32	74.0	-22.97	Peak	360.00	150	Vertical	Pass
6**	12218.125	41.25	-0.32	54.0	-12.75	AV	360.00	150	Vertical	Pass

11ax20(SU), U-NII-1, 1 GHz to 18 GHz, Low Channel, ANT H

No.	Frequency (MHz)	Results (dBuV/m)	Factor (dB)	Limit (dBuV/m)	Over Limit (dB)	Detector	Table (Degree)	Height (cm)	Antenna	Verdict
1	1115.300	40.66	-18.56	74.0	-33.34	Peak	323.00	150	Horizontal	Pass
1**	1115.300	31.14	-18.56	54.0	-22.86	AV	323.00	150	Horizontal	Pass
2	1687.100	46.04	-17.88	74.0	-27.96	Peak	244.00	150	Horizontal	Pass
2**	1687.100	34.76	-17.88	54.0	-19.24	AV	244.00	150	Horizontal	Pass
3	4083.200	47.62	-5.07	74.0	-26.38	Peak	336.00	150	Horizontal	Pass
3**	4083.200	39.88	-5.07	54.0	-14.12	AV	336.00	150	Horizontal	Pass
4	5182.200	106.00	-3.91	--	--	Peak	252.00	150	Horizontal	N/A
4**	5182.200	96.99	-3.91	--	--	AV	252.00	150	Horizontal	N/A
5	7587.650	48.08	-4.70	74.0	-25.92	Peak	360.00	150	Horizontal	Pass
5**	7587.650	38.29	-4.70	54.0	-15.71	AV	360.00	150	Horizontal	Pass
6	11583.901	52.22	-0.01	74.0	-21.78	Peak	60.00	150	Horizontal	Pass
6**	11583.901	40.72	-0.01	54.0	-13.28	AV	60.00	150	Horizontal	Pass

11ax20(SU), U-NII-1, 1 GHz to 18 GHz, Low Channel, ANT V

No.	Frequency (MHz)	Results (dBuV/m)	Factor (dB)	Limit (dBuV/m)	Over Limit (dB)	Detector	Table (Degree)	Height (cm)	Antenna	Verdict
1	1115.200	41.38	-18.57	74.0	-32.62	Peak	190.00	150	Vertical	Pass
1**	1115.200	32.11	-18.57	54.0	-21.89	AV	190.00	150	Vertical	Pass
2	1594.800	41.58	-17.89	74.0	-32.42	Peak	224.00	150	Vertical	Pass
2**	1594.800	31.53	-17.89	54.0	-22.47	AV	224.00	150	Vertical	Pass
3	4271.200	47.83	-5.13	74.0	-26.17	Peak	24.00	150	Vertical	Pass
3**	4271.200	38.52	-5.13	54.0	-15.48	AV	24.00	150	Vertical	Pass
4	5188.400	95.21	-3.96	--	--	Peak	58.00	150	Vertical	N/A
4**	5188.400	87.71	-3.96	--	--	AV	58.00	150	Vertical	N/A
5	7424.637	48.61	-4.07	74.0	-25.39	Peak	123.00	150	Vertical	Pass
5**	7424.637	39.96	-4.07	54.0	-14.04	AV	123.00	150	Vertical	Pass
6	11616.675	51.41	-0.16	74.0	-22.59	Peak	360.00	150	Vertical	Pass
6**	11616.675	42.35	-0.16	54.0	-11.65	AV	360.00	150	Vertical	Pass

11ax20(SU), U-NII-1, 1 GHz to 18 GHz, Middle Channel, ANT H

No.	Frequency (MHz)	Results (dBuV/m)	Factor (dB)	Limit (dBuV/m)	Over Limit (dB)	Detector	Table (Degree)	Height (cm)	Antenna	Verdict
1	1112.700	40.66	-18.67	74.0	-33.34	Peak	327.00	150	Horizontal	Pass
1**	1112.700	32.39	-18.67	54.0	-21.61	AV	327.00	150	Horizontal	Pass
2	1677.800	46.11	-17.92	74.0	-27.89	Peak	251.00	150	Horizontal	Pass
2**	1677.800	36.19	-17.92	54.0	-17.81	AV	251.00	150	Horizontal	Pass
3	4082.800	47.26	-5.06	74.0	-26.74	Peak	257.00	150	Horizontal	Pass
3**	4082.800	38.19	-5.06	54.0	-15.81	AV	257.00	150	Horizontal	Pass
4	5216.200	106.18	-3.94	--	--	Peak	204.00	150	Horizontal	N/A
4**	5216.200	96.26	-3.94	--	--	AV	204.00	150	Horizontal	N/A
5	7432.112	48.59	-4.40	74.0	-25.41	Peak	54.00	150	Horizontal	Pass
5**	7432.112	39.54	-4.40	54.0	-14.46	AV	54.00	150	Horizontal	Pass
6	12331.688	50.48	-0.73	74.0	-23.52	Peak	162.00	150	Horizontal	Pass
6**	12331.688	41.60	-0.73	54.0	-12.40	AV	162.00	150	Horizontal	Pass

11ax20(SU), U-NII-1, 1 GHz to 18 GHz, Middle Channel, ANT V

No.	Frequency (MHz)	Results (dBuV/m)	Factor (dB)	Limit (dBuV/m)	Over Limit (dB)	Detector	Table (Degree)	Height (cm)	Antenna	Verdict
1	1115.400	41.01	-18.56	74.0	-32.99	Peak	174.00	150	Vertical	Pass
1**	1115.400	34.71	-18.56	54.0	-19.29	AV	174.00	150	Vertical	Pass
2	1598.100	42.68	-17.92	74.0	-31.32	Peak	226.00	150	Vertical	Pass
2**	1598.100	30.69	-17.92	54.0	-23.31	AV	226.00	150	Vertical	Pass
3	4236.200	48.11	-5.74	74.0	-25.89	Peak	-1.00	150	Vertical	Pass
3**	4236.200	38.93	-5.74	54.0	-15.07	AV	-1.00	150	Vertical	Pass
4	5217.400	95.82	-4.03	--	--	Peak	97.00	150	Vertical	N/A
4**	5217.400	87.22	-4.03	--	--	AV	97.00	150	Vertical	N/A
5	7572.125	47.95	-4.58	74.0	-26.05	Peak	304.00	150	Vertical	Pass
5**	7572.125	38.64	-4.58	54.0	-15.36	AV	304.00	150	Vertical	Pass
6	12336.000	50.62	-0.85	74.0	-23.38	Peak	0.00	150	Vertical	Pass
6**	12336.000	42.21	-0.85	54.0	-11.79	AV	0.00	150	Vertical	Pass

11ax20(SU), U-NII-1, 1 GHz to 18 GHz, High Channel, ANT H

No.	Frequency (MHz)	Results (dBuV/m)	Factor (dB)	Limit (dBuV/m)	Over Limit (dB)	Detector	Table (Degree)	Height (cm)	Antenna	Verdict
1	1118.300	40.35	-18.53	74.0	-33.65	Peak	327.00	150	Horizontal	Pass
1**	1118.300	31.12	-18.53	54.0	-22.88	AV	327.00	150	Horizontal	Pass
2	1674.800	45.26	-17.82	74.0	-28.74	Peak	249.00	150	Horizontal	Pass
2**	1674.800	36.47	-17.82	54.0	-17.53	AV	249.00	150	Horizontal	Pass
3	4072.400	47.26	-5.54	74.0	-26.74	Peak	-1.00	150	Horizontal	Pass
3**	4072.400	38.24	-5.54	54.0	-15.76	AV	-1.00	150	Horizontal	Pass
4	5235.000	106.32	-4.25	--	--	Peak	217.00	150	Horizontal	N/A
4**	5235.000	98.44	-4.25	--	--	AV	217.00	150	Horizontal	N/A
5	7425.500	48.47	-4.07	74.0	-25.53	Peak	230.00	150	Horizontal	Pass
5**	7425.500	39.42	-4.07	54.0	-14.58	AV	230.00	150	Horizontal	Pass
6	11556.588	51.81	0.07	74.0	-22.19	Peak	168.00	150	Horizontal	Pass
6**	11556.588	40.03	0.07	54.0	-13.97	AV	168.00	150	Horizontal	Pass

11ax20(SU), U-NII-1, 1 GHz to 18 GHz, High Channel, ANT V

No.	Frequency (MHz)	Results (dBuV/m)	Factor (dB)	Limit (dBuV/m)	Over Limit (dB)	Detector	Table (Degree)	Height (cm)	Antenna	Verdict
1	1114.700	40.99	-18.60	74.0	-33.01	Peak	178.00	150	Vertical	Pass
1**	1114.700	31.81	-18.60	54.0	-22.19	AV	178.00	150	Vertical	Pass
2	1680.900	41.08	-17.83	74.0	-32.92	Peak	141.00	150	Vertical	Pass
2**	1680.900	31.47	-17.83	54.0	-22.53	AV	141.00	150	Vertical	Pass
3	4349.000	48.76	-5.90	74.0	-25.24	Peak	-1.00	150	Vertical	Pass
3**	4349.000	38.68	-5.90	54.0	-15.32	AV	-1.00	150	Vertical	Pass
4	5244.600	94.11	-4.20	--	--	Peak	107.00	150	Vertical	N/A
4**	5244.600	86.58	-4.20	--	--	AV	107.00	150	Vertical	N/A
5	7585.638	48.27	-4.65	74.0	-25.73	Peak	283.00	150	Vertical	Pass
5**	7585.638	39.30	-4.65	54.0	-14.70	AV	283.00	150	Vertical	Pass
6	12259.237	50.40	0.03	74.0	-23.60	Peak	93.00	150	Vertical	Pass
6**	12259.237	41.35	0.03	54.0	-12.65	AV	93.00	150	Vertical	Pass

11ax40(SU), U-NII-1, 1 GHz to 18 GHz, Low Channel, ANT H

No.	Frequency (MHz)	Results (dBuV/m)	Factor (dB)	Limit (dBuV/m)	Over Limit (dB)	Detector	Table (Degree)	Height (cm)	Antenna	Verdict
1	1115.500	39.96	-18.55	74.0	-34.04	Peak	321.00	150	Horizontal	Pass
1**	1115.500	31.02	-18.55	54.0	-22.98	AV	321.00	150	Horizontal	Pass
2	1674.900	46.00	-17.83	74.0	-28.00	Peak	236.00	150	Horizontal	Pass
2**	1674.900	35.13	-17.83	54.0	-18.87	AV	236.00	150	Horizontal	Pass
3	4258.800	48.17	-5.53	74.0	-25.83	Peak	362.00	150	Horizontal	Pass
3**	4258.800	38.64	-5.53	54.0	-15.36	AV	362.00	150	Horizontal	Pass
4	5200.600	104.85	-4.00	--	--	Peak	220.00	150	Horizontal	N/A
4**	5200.600	91.44	-4.00	--	--	AV	220.00	150	Horizontal	N/A
5	7426.362	48.77	-4.07	74.0	-25.23	Peak	313.00	150	Horizontal	Pass
5**	7426.362	40.13	-4.07	54.0	-13.87	AV	313.00	150	Horizontal	Pass
6	12267.288	51.07	0.06	74.0	-22.93	Peak	275.00	150	Horizontal	Pass
6**	12267.288	41.58	0.06	54.0	-12.42	AV	275.00	150	Horizontal	Pass

11ax40(SU), U-NII-1, 1 GHz to 18 GHz, Low Channel, ANT V

No.	Frequency (MHz)	Results (dBuV/m)	Factor (dB)	Limit (dBuV/m)	Over Limit (dB)	Detector	Table (Degree)	Height (cm)	Antenna	Verdict
1	1113.600	41.04	-18.65	74.0	-32.96	Peak	176.00	150	Vertical	Pass
1**	1113.600	33.22	-18.65	54.0	-20.78	AV	176.00	150	Vertical	Pass
2	1593.100	41.69	-17.95	74.0	-32.31	Peak	217.00	150	Vertical	Pass
2**	1593.100	34.81	-17.95	54.0	-19.19	AV	217.00	150	Vertical	Pass
3	4534.000	49.94	-4.53	74.0	-24.06	Peak	231.00	150	Vertical	Pass
3**	4534.000	40.03	-4.53	54.0	-13.97	AV	231.00	150	Vertical	Pass
4	5192.200	90.14	-3.86	--	--	Peak	103.00	150	Vertical	N/A
4**	5192.200	81.52	-3.86	--	--	AV	103.00	150	Vertical	N/A
5	7605.475	48.56	-4.91	74.0	-25.44	Peak	230.00	150	Vertical	Pass
5**	7605.475	38.31	-4.91	54.0	-15.69	AV	230.00	150	Vertical	Pass
6	12236.812	51.03	-0.32	74.0	-22.97	Peak	319.00	150	Vertical	Pass
6**	12236.812	42.53	-0.32	54.0	-11.47	AV	319.00	150	Vertical	Pass

11ax40(SU), U-NII-1, 1 GHz to 18 GHz, High Channel, ANT H

No.	Frequency (MHz)	Results (dBuV/m)	Factor (dB)	Limit (dBuV/m)	Over Limit (dB)	Detector	Table (Degree)	Height (cm)	Antenna	Verdict
1	1113.100	39.89	-18.66	74.0	-34.11	Peak	316.00	150	Horizontal	Pass
1**	1113.100	31.56	-18.66	54.0	-22.44	AV	316.00	150	Horizontal	Pass
2	1679.800	45.75	-17.87	74.0	-28.25	Peak	247.00	150	Horizontal	Pass
2**	1679.800	35.05	-17.87	54.0	-18.95	AV	247.00	150	Horizontal	Pass
3	4207.600	47.81	-6.19	74.0	-26.19	Peak	163.00	150	Horizontal	Pass
3**	4207.600	38.97	-6.19	54.0	-15.03	AV	163.00	150	Horizontal	Pass
4	5240.200	101.85	-4.17	--	--	Peak	207.00	150	Horizontal	N/A
4**	5240.200	91.90	-4.17	--	--	AV	207.00	150	Horizontal	N/A
5	7461.150	48.14	-4.60	74.0	-25.86	Peak	348.00	150	Horizontal	Pass
5**	7461.150	38.89	-4.60	54.0	-15.11	AV	348.00	150	Horizontal	Pass
6	12240.263	51.50	-0.32	74.0	-22.50	Peak	53.00	150	Horizontal	Pass
6**	12240.263	41.47	-0.32	54.0	-12.53	AV	53.00	150	Horizontal	Pass

11ax40(SU), U-NII-1, 1 GHz to 18 GHz, High Channel, ANT V

No.	Frequency (MHz)	Results (dBuV/m)	Factor (dB)	Limit (dBuV/m)	Over Limit (dB)	Detector	Table (Degree)	Height (cm)	Antenna	Verdict
1	1114.900	41.66	-18.58	74.0	-32.34	Peak	183.00	150	Vertical	Pass
1**	1114.900	34.59	-18.58	54.0	-19.41	AV	183.00	150	Vertical	Pass
2	1685.100	41.53	-17.87	74.0	-32.47	Peak	137.00	150	Vertical	Pass
2**	1685.100	31.63	-17.87	54.0	-22.37	AV	137.00	150	Vertical	Pass
3	4152.600	47.73	-5.87	74.0	-26.27	Peak	362.00	150	Vertical	Pass
3**	4152.600	38.25	-5.87	54.0	-15.75	AV	362.00	150	Vertical	Pass
4	5211.400	90.43	-3.87	--	--	Peak	103.00	150	Vertical	N/A
4**	5211.400	79.30	-3.87	--	--	AV	103.00	150	Vertical	N/A
5	7417.163	49.01	-4.09	74.0	-24.99	Peak	167.00	150	Vertical	Pass
5**	7417.163	39.67	-4.09	54.0	-14.33	AV	167.00	150	Vertical	Pass
6	12241.412	51.15	-0.29	74.0	-22.85	Peak	19.00	150	Vertical	Pass
6**	12241.412	42.24	-0.29	54.0	-11.76	AV	19.00	150	Vertical	Pass

11ax80(SU), U-NII-1, 1 GHz to 18 GHz, Middle Channel, ANT H

No.	Frequency (MHz)	Results (dBuV/m)	Factor (dB)	Limit (dBuV/m)	Over Limit (dB)	Detector	Table (Degree)	Height (cm)	Antenna	Verdict
1	1113.900	40.61	-18.64	74.0	-33.39	Peak	317.00	150	Horizontal	Pass
1**	1113.900	31.50	-18.64	54.0	-22.50	AV	317.00	150	Horizontal	Pass
2	1682.200	45.29	-17.89	74.0	-28.71	Peak	242.00	150	Horizontal	Pass
2**	1682.200	35.97	-17.89	54.0	-18.03	AV	242.00	150	Horizontal	Pass
3	4171.600	47.32	-5.45	74.0	-26.68	Peak	188.00	150	Horizontal	Pass
3**	4171.600	38.52	-5.45	54.0	-15.48	AV	188.00	150	Horizontal	Pass
4	5229.400	99.81	-4.11	--	--	Peak	211.00	150	Horizontal	N/A
4**	5229.400	89.90	-4.11	--	--	AV	211.00	150	Horizontal	N/A
5	7455.688	48.28	-4.45	74.0	-25.72	Peak	62.00	150	Horizontal	Pass
5**	7455.688	39.38	-4.45	54.0	-14.62	AV	62.00	150	Horizontal	Pass
6	12319.901	50.86	-0.38	74.0	-23.14	Peak	149.00	150	Horizontal	Pass
6**	12319.901	41.13	-0.38	54.0	-12.87	AV	149.00	150	Horizontal	Pass

11ax80(SU), U-NII-1, 1 GHz to 18 GHz, Middle Channel, ANT V

No.	Frequency (MHz)	Results (dBuV/m)	Factor (dB)	Limit (dBuV/m)	Over Limit (dB)	Detector	Table (Degree)	Height (cm)	Antenna	Verdict
1	1113.100	40.83	-18.66	74.0	-33.17	Peak	197.00	150	Vertical	Pass
1**	1113.100	33.28	-18.66	54.0	-20.72	AV	197.00	150	Vertical	Pass
2	1598.600	42.68	-17.93	74.0	-31.32	Peak	221.00	150	Vertical	Pass
2**	1598.600	32.32	-17.93	54.0	-21.68	AV	221.00	150	Vertical	Pass
3	4217.200	48.14	-6.07	74.0	-25.86	Peak	153.00	150	Vertical	Pass
3**	4217.200	37.87	-6.07	54.0	-16.13	AV	153.00	150	Vertical	Pass
4	5194.800	89.24	-3.93	--	--	Peak	105.00	150	Vertical	N/A
4**	5194.800	78.78	-3.93	--	--	AV	105.00	150	Vertical	N/A
5	7454.538	48.77	-4.45	74.0	-25.23	Peak	101.00	150	Vertical	Pass
5**	7454.538	38.85	-4.45	54.0	-15.15	AV	101.00	150	Vertical	Pass
6	11624.150	50.76	-0.20	74.0	-23.24	Peak	360.00	150	Vertical	Pass
6**	11624.150	41.34	-0.20	54.0	-12.66	AV	360.00	150	Vertical	Pass

11a, U-NII-3, 1 GHz to 18 GHz, Low Channel, ANT H

No.	Frequency (MHz)	Results (dBuV/m)	Factor (dB)	Limit (dBuV/m)	Over Limit (dB)	Detector	Table (Degree)	Height (cm)	Antenna	Verdict
1	1113.400	43.66	-18.66	74.0	-30.34	Peak	346.00	150	Horizontal	Pass
1**	1113.400	33.60	-18.66	54.0	-20.40	AV	346.00	150	Horizontal	Pass
2	1682.600	46.65	-17.91	74.0	-27.35	Peak	259.00	150	Horizontal	Pass
2**	1682.600	36.90	-17.91	54.0	-17.10	AV	259.00	150	Horizontal	Pass
3	4214.600	48.39	-6.17	74.0	-25.61	Peak	70.00	150	Horizontal	Pass
3**	4214.600	38.58	-6.17	54.0	-15.42	AV	70.00	150	Horizontal	Pass
4	5751.000	105.17	-3.67	--	--	Peak	193.00	150	Horizontal	N/A
4**	5751.000	97.59	-3.67	--	--	AV	193.00	150	Horizontal	N/A
5	7454.825	48.92	-4.45	74.0	-25.08	Peak	320.00	150	Horizontal	Pass
5**	7454.825	39.30	-4.45	54.0	-14.70	AV	320.00	150	Horizontal	Pass
6	12168.674	50.91	-0.93	74.0	-23.09	Peak	256.00	150	Horizontal	Pass
6**	12168.674	40.97	-0.93	54.0	-13.03	AV	256.00	150	Horizontal	Pass

11a, U-NII-3, 1 GHz to 18 GHz, Low Channel, ANT V

No.	Frequency (MHz)	Results (dBuV/m)	Factor (dB)	Limit (dBuV/m)	Over Limit (dB)	Detector	Table (Degree)	Height (cm)	Antenna	Verdict
1	1120.200	43.61	-18.56	74.0	-30.39	Peak	213.00	150	Vertical	Pass
1**	1120.200	33.73	-18.56	54.0	-20.27	AV	213.00	150	Vertical	Pass
2	1593.400	43.28	-17.95	74.0	-30.72	Peak	242.00	150	Vertical	Pass
2**	1593.400	34.09	-17.95	54.0	-19.91	AV	242.00	150	Vertical	Pass
3	4122.800	47.69	-5.75	74.0	-26.31	Peak	19.00	150	Vertical	Pass
3**	4122.800	37.73	-5.75	54.0	-16.27	AV	19.00	150	Vertical	Pass
4	5747.200	94.63	-3.94	--	--	Peak	85.00	150	Vertical	N/A
4**	5747.200	86.29	-3.94	--	--	AV	85.00	150	Vertical	N/A
5	7435.562	48.46	-4.35	74.0	-25.54	Peak	136.00	150	Vertical	Pass
5**	7435.562	39.38	-4.35	54.0	-14.62	AV	136.00	150	Vertical	Pass
6	12245.724	50.74	-0.19	74.0	-23.26	Peak	136.00	150	Vertical	Pass
6**	12245.724	41.45	-0.19	54.0	-12.55	AV	136.00	150	Vertical	Pass

11a, U-NII-3, 1 GHz to 18 GHz, Middle Channel, ANT H

No.	Frequency (MHz)	Results (dBuV/m)	Factor (dB)	Limit (dBuV/m)	Over Limit (dB)	Detector	Table (Degree)	Height (cm)	Antenna	Verdict
1	1120.200	43.61	-18.56	74.0	-30.39	Peak	213.00	150	Vertical	Pass
1**	1120.200	33.73	-18.56	54.0	-20.27	AV	213.00	150	Vertical	Pass
2	1593.400	43.28	-17.95	74.0	-30.72	Peak	242.00	150	Vertical	Pass
2**	1593.400	34.09	-17.95	54.0	-19.91	AV	242.00	150	Vertical	Pass
3	4122.800	47.69	-5.75	74.0	-26.31	Peak	19.00	150	Vertical	Pass
3**	4122.800	37.73	-5.75	54.0	-16.27	AV	19.00	150	Vertical	Pass
4	5747.200	94.63	-3.94	--	--	Peak	85.00	150	Vertical	N/A
4**	5747.200	86.29	-3.94	--	--	AV	85.00	150	Vertical	N/A
5	7435.562	48.46	-4.35	74.0	-25.54	Peak	136.00	150	Vertical	Pass
5**	7435.562	39.38	-4.35	54.0	-14.62	AV	136.00	150	Vertical	Pass
6	12245.724	50.74	-0.19	74.0	-23.26	Peak	136.00	150	Vertical	Pass
6**	12245.724	41.45	-0.19	54.0	-12.55	AV	136.00	150	Vertical	Pass

11a, U-NII-3, 1 GHz to 18 GHz, Middle Channel, ANT V

No.	Frequency (MHz)	Results (dBuV/m)	Factor (dB)	Limit (dBuV/m)	Over Limit (dB)	Detector	Table (Degree)	Height (cm)	Antenna	Verdict
1	1115.100	42.89	-18.57	74.0	-31.11	Peak	188.00	150	Vertical	Pass
1**	1115.100	36.09	-18.57	54.0	-17.91	AV	188.00	150	Vertical	Pass
2	1680.700	41.74	-17.84	74.0	-32.26	Peak	276.00	150	Vertical	Pass
2**	1680.700	32.61	-17.84	54.0	-21.39	AV	276.00	150	Vertical	Pass
3	4136.200	47.52	-6.14	74.0	-26.48	Peak	217.00	150	Vertical	Pass
3**	4136.200	38.18	-6.14	54.0	-15.82	AV	217.00	150	Vertical	Pass
4	5783.200	95.22	-3.11	--	--	Peak	108.00	150	Vertical	N/A
4**	5783.200	88.85	-3.11	--	--	AV	108.00	150	Vertical	N/A
5	7534.462	49.21	-4.30	74.0	-24.79	Peak	267.00	150	Vertical	Pass
5**	7534.462	39.18	-4.30	54.0	-14.82	AV	267.00	150	Vertical	Pass
6	12236.526	50.87	-0.31	74.0	-23.13	Peak	243.00	150	Vertical	Pass
6**	12236.526	40.86	-0.31	54.0	-13.14	AV	243.00	150	Vertical	Pass

11a, U-NII-3, 1 GHz to 18 GHz, High Channel, ANT H

No.	Frequency (MHz)	Results (dBuV/m)	Factor (dB)	Limit (dBuV/m)	Over Limit (dB)	Detector	Table (Degree)	Height (cm)	Antenna	Verdict
1	1120.700	43.55	-18.59	74.0	-30.45	Peak	294.00	150	Horizontal	Pass
1**	1120.700	33.36	-18.59	54.0	-20.64	AV	294.00	150	Horizontal	Pass
2	1688.000	46.42	-17.89	74.0	-27.58	Peak	229.00	150	Horizontal	Pass
2**	1688.000	33.55	-17.89	54.0	-20.45	AV	229.00	150	Horizontal	Pass
3	4024.600	47.59	-6.32	74.0	-26.41	Peak	-1.00	150	Horizontal	Pass
3**	4024.600	37.53	-6.32	54.0	-16.47	AV	-1.00	150	Horizontal	Pass
4	5830.400	105.61	-3.05	--	-77.39	Peak	183.00	150	Horizontal	Pass
4**	5830.400	97.78	-3.05	--	97.78	AV	183.00	150	Horizontal	N/A
5	7341.837	48.89	-5.10	74.0	-25.11	Peak	211.00	150	Horizontal	Pass
5**	7341.837	39.14	-5.10	54.0	-14.86	AV	211.00	150	Horizontal	Pass
6	11664.400	50.73	-0.58	74.0	-23.27	Peak	89.00	150	Horizontal	Pass
6**	11664.400	42.00	-0.58	54.0	-12.00	AV	89.00	150	Horizontal	Pass

11a, U-NII-3, 1 GHz to 18 GHz, High Channel, ANT V

No.	Frequency (MHz)	Results (dBuV/m)	Factor (dB)	Limit (dBuV/m)	Over Limit (dB)	Detector	Table (Degree)	Height (cm)	Antenna	Verdict
1	1111.300	42.74	-18.69	74.0	-31.26	Peak	169.00	150	Vertical	Pass
1**	1111.300	33.17	-18.69	54.0	-20.83	AV	169.00	150	Vertical	Pass
2	1684.600	42.63	-17.89	74.0	-31.37	Peak	293.00	150	Vertical	Pass
2**	1684.600	31.27	-17.89	54.0	-22.73	AV	293.00	150	Vertical	Pass
3	4171.200	47.80	-5.44	74.0	-26.20	Peak	-1.00	150	Vertical	Pass
3**	4171.200	38.13	-5.44	54.0	-15.87	AV	-1.00	150	Vertical	Pass
4	5828.800	95.18	-2.95	--	-16.82	Peak	112.00	150	Vertical	Pass
4**	5828.800	87.53	-2.95	--	87.53	AV	112.00	150	Vertical	N/A
5	7525.263	48.53	-4.38	74.0	-25.47	Peak	170.00	150	Vertical	Pass
5**	7525.263	39.56	-4.38	54.0	-14.44	AV	170.00	150	Vertical	Pass
6	11650.600	50.74	-0.35	74.0	-23.26	Peak	170.00	150	Vertical	Pass
6**	11650.600	41.36	-0.35	54.0	-12.64	AV	170.00	150	Vertical	Pass

11n20, U-NII-3, 1 GHz to 18 GHz, Low Channel, ANT H

No.	Frequency (MHz)	Results (dBuV/m)	Factor (dB)	Limit (dBuV/m)	Over Limit (dB)	Detector	Table (Degree)	Height (cm)	Antenna	Verdict
1	1114.100	42.04	-18.63	74.0	-31.96	Peak	298.00	150	Horizontal	Pass
1**	1114.100	33.04	-18.63	54.0	-20.96	AV	298.00	150	Horizontal	Pass
2	1678.700	44.86	-17.90	74.0	-29.14	Peak	228.00	150	Horizontal	Pass
2**	1678.700	35.34	-17.90	54.0	-18.66	AV	228.00	150	Horizontal	Pass
3	4195.000	48.11	-5.96	74.0	-25.89	Peak	164.00	150	Horizontal	Pass
3**	4195.000	38.28	-5.96	54.0	-15.72	AV	164.00	150	Horizontal	Pass
4	5750.400	103.18	-3.66	--	--	Peak	268.00	150	Horizontal	N/A
4**	5750.400	95.26	-3.66	--	--	AV	268.00	150	Horizontal	N/A
5	7429.237	49.16	-4.27	74.0	-24.84	Peak	108.00	150	Horizontal	Pass
5**	7429.237	40.30	-4.27	54.0	-13.70	AV	108.00	150	Horizontal	Pass
6	12225.599	50.76	-0.29	74.0	-23.24	Peak	338.00	150	Horizontal	Pass
6**	12225.599	41.02	-0.29	54.0	-12.98	AV	338.00	150	Horizontal	Pass

11n20, U-NII-3, 1 GHz to 18 GHz, Low Channel, ANT V

No.	Frequency (MHz)	Results (dBuV/m)	Factor (dB)	Limit (dBuV/m)	Over Limit (dB)	Detector	Table (Degree)	Height (cm)	Antenna	Verdict
1	1116.400	42.52	-18.53	74.0	-31.48	Peak	169.00	150	Vertical	Pass
1**	1116.400	32.72	-18.53	54.0	-21.28	AV	169.00	150	Vertical	Pass
2	1597.000	42.27	-17.87	74.0	-31.73	Peak	233.00	150	Vertical	Pass
2**	1597.000	35.43	-17.87	54.0	-18.57	AV	233.00	150	Vertical	Pass
3	4140.400	47.47	-6.16	74.0	-26.53	Peak	195.00	150	Vertical	Pass
3**	4140.400	37.48	-6.16	54.0	-16.52	AV	195.00	150	Vertical	Pass
4	5739.400	93.13	-4.17	--	--	Peak	127.00	150	Vertical	N/A
4**	5739.400	85.79	-4.17	--	--	AV	127.00	150	Vertical	N/A
5	7423.775	48.53	-4.08	74.0	-25.47	Peak	57.00	150	Vertical	Pass
5**	7423.775	39.48	-4.08	54.0	-14.52	AV	57.00	150	Vertical	Pass
6	12249.463	51.76	-0.10	74.0	-22.24	Peak	132.00	150	Vertical	Pass
6**	12249.463	41.42	-0.10	54.0	-12.58	AV	132.00	150	Vertical	Pass

11n20, U-NII-3, 1 GHz to 18 GHz, Middle Channel, ANT H

No.	Frequency (MHz)	Results (dBuV/m)	Factor (dB)	Limit (dBuV/m)	Over Limit (dB)	Detector	Table (Degree)	Height (cm)	Antenna	Verdict
1	1124.500	43.12	-18.59	74.0	-30.88	Peak	323.00	150	Horizontal	Pass
1**	1124.500	29.55	-18.59	54.0	-24.45	AV	323.00	150	Horizontal	Pass
2	1680.700	44.35	-17.84	74.0	-29.65	Peak	251.00	150	Horizontal	Pass
2**	1680.700	33.50	-17.84	54.0	-20.50	AV	251.00	150	Horizontal	Pass
3	4018.000	47.49	-6.56	74.0	-26.51	Peak	334.00	150	Horizontal	Pass
3**	4018.000	37.55	-6.56	54.0	-16.45	AV	334.00	150	Horizontal	Pass
4	5778.000	103.89	-3.30	--	--	Peak	268.00	150	Horizontal	N/A
4**	5778.000	95.75	-3.30	--	--	AV	268.00	150	Horizontal	N/A
5	7423.200	49.37	-4.08	74.0	-24.63	Peak	0.00	150	Horizontal	Pass
5**	7423.200	40.59	-4.08	54.0	-13.41	AV	0.00	150	Horizontal	Pass
6	11671.588	51.09	-0.76	74.0	-22.91	Peak	4.00	150	Horizontal	Pass
6**	11671.588	41.50	-0.76	54.0	-12.50	AV	4.00	150	Horizontal	Pass

11n20, U-NII-3, 1 GHz to 18 GHz, Middle Channel, ANT V

No.	Frequency (MHz)	Results (dBuV/m)	Factor (dB)	Limit (dBuV/m)	Over Limit (dB)	Detector	Table (Degree)	Height (cm)	Antenna	Verdict
1	1114.000	41.67	-18.63	74.0	-32.33	Peak	191.00	150	Vertical	Pass
1**	1114.000	31.97	-18.63	54.0	-22.03	AV	191.00	150	Vertical	Pass
2	1683.900	40.94	-17.92	74.0	-33.06	Peak	258.00	150	Vertical	Pass
2**	1683.900	30.74	-17.92	54.0	-23.26	AV	258.00	150	Vertical	Pass
3	4091.000	47.24	-5.57	74.0	-26.76	Peak	299.00	150	Vertical	Pass
3**	4091.000	37.76	-5.57	54.0	-16.24	AV	299.00	150	Vertical	Pass
4	5783.800	93.77	-3.05	--	--	Peak	129.00	150	Vertical	N/A
4**	5783.800	86.21	-3.05	--	--	AV	129.00	150	Vertical	N/A
5	7518.650	48.93	-4.13	74.0	-25.07	Peak	84.00	150	Vertical	Pass
5**	7518.650	39.04	-4.13	54.0	-14.96	AV	84.00	150	Vertical	Pass
6	12331.400	50.94	-0.72	74.0	-23.06	Peak	186.00	150	Vertical	Pass
6**	12331.400	41.87	-0.72	54.0	-12.13	AV	186.00	150	Vertical	Pass

11n20, U-NII-3, 1 GHz to 18 GHz, High Channel, ANT H

No.	Frequency (MHz)	Results (dBuV/m)	Factor (dB)	Limit (dBuV/m)	Over Limit (dB)	Detector	Table (Degree)	Height (cm)	Antenna	Verdict
1	1119.300	42.22	-18.54	74.0	-31.78	Peak	324.00	150	Horizontal	Pass
1**	1119.300	32.54	-18.54	54.0	-21.46	AV	324.00	150	Horizontal	Pass
2	1682.100	44.20	-17.88	74.0	-29.80	Peak	252.00	150	Horizontal	Pass
2**	1682.100	36.01	-17.88	54.0	-17.99	AV	252.00	150	Horizontal	Pass
3	4007.000	47.57	-6.43	74.0	-26.43	Peak	132.00	150	Horizontal	Pass
3**	4007.000	37.14	-6.43	54.0	-16.86	AV	132.00	150	Horizontal	Pass
4	5829.400	103.81	-2.98	--	--	Peak	167.00	150	Horizontal	N/A
4**	5829.400	95.59	-2.98	--	--	AV	167.00	150	Horizontal	N/A
5	7447.638	48.47	-4.53	74.0	-25.53	Peak	0.00	150	Horizontal	Pass
5**	7447.638	38.97	-4.53	54.0	-15.03	AV	0.00	150	Horizontal	Pass
6	12244.575	50.78	-0.22	74.0	-23.22	Peak	0.00	150	Horizontal	Pass
6**	12244.575	41.85	-0.22	54.0	-12.15	AV	0.00	150	Horizontal	Pass

11n20, U-NII-3, 1 GHz to 18 GHz, High Channel, ANT V

No.	Frequency (MHz)	Results (dBuV/m)	Factor (dB)	Limit (dBuV/m)	Over Limit (dB)	Detector	Table (Degree)	Height (cm)	Antenna	Verdict
1	1120.900	42.02	-18.60	74.0	-31.98	Peak	161.00	150	Vertical	Pass
1**	1120.900	33.64	-18.60	54.0	-20.36	AV	161.00	150	Vertical	Pass
2	1596.600	41.38	-17.85	74.0	-32.62	Peak	236.00	150	Vertical	Pass
2**	1596.600	31.77	-17.85	54.0	-22.23	AV	236.00	150	Vertical	Pass
3	4091.200	47.70	-5.58	74.0	-26.30	Peak	362.00	150	Vertical	Pass
3**	4091.200	38.60	-5.58	54.0	-15.40	AV	362.00	150	Vertical	Pass
4	5828.200	94.72	-2.93	--	--	Peak	100.00	150	Vertical	N/A
4**	5828.200	86.71	-2.93	--	--	AV	100.00	150	Vertical	N/A
5	7437.575	49.04	-4.34	74.0	-24.96	Peak	181.00	150	Vertical	Pass
5**	7437.575	39.51	-4.34	54.0	-14.49	AV	181.00	150	Vertical	Pass
6	12272.463	51.30	0.07	74.0	-22.70	Peak	82.00	150	Vertical	Pass
6**	12272.463	42.17	0.07	54.0	-11.83	AV	82.00	150	Vertical	Pass

11n40, U-NII-3, 1 GHz to 18 GHz, Low Channel, ANT H

No.	Frequency (MHz)	Results (dBuV/m)	Factor (dB)	Limit (dBuV/m)	Over Limit (dB)	Detector	Table (Degree)	Height (cm)	Antenna	Verdict
1	1120.900	42.02	-18.60	74.0	-31.98	Peak	161.00	150	Vertical	Pass
1**	1120.900	33.64	-18.60	54.0	-20.36	AV	161.00	150	Vertical	Pass
2	1596.600	41.38	-17.85	74.0	-32.62	Peak	236.00	150	Vertical	Pass
2**	1596.600	31.77	-17.85	54.0	-22.23	AV	236.00	150	Vertical	Pass
3	4091.200	47.70	-5.58	74.0	-26.30	Peak	362.00	150	Vertical	Pass
3**	4091.200	38.60	-5.58	54.0	-15.40	AV	362.00	150	Vertical	Pass
4	5828.200	94.72	-2.93	--	--	Peak	100.00	150	Vertical	N/A
4**	5828.200	86.71	-2.93	--	--	AV	100.00	150	Vertical	N/A
5	7437.575	49.04	-4.34	74.0	-24.96	Peak	181.00	150	Vertical	Pass
5**	7437.575	39.51	-4.34	54.0	-14.49	AV	181.00	150	Vertical	Pass
6	12272.463	51.30	0.07	74.0	-22.70	Peak	82.00	150	Vertical	Pass
6**	12272.463	42.17	0.07	54.0	-11.83	AV	82.00	150	Vertical	Pass

11n40, U-NII-3, 1 GHz to 18 GHz, Low Channel, ANT V

No.	Frequency (MHz)	Results (dBuV/m)	Factor (dB)	Limit (dBuV/m)	Over Limit (dB)	Detector	Table (Degree)	Height (cm)	Antenna	Verdict
1	1119.700	41.80	-18.55	74.0	-32.20	Peak	198.00	150	Vertical	Pass
1**	1119.700	32.58	-18.55	54.0	-21.42	AV	198.00	150	Vertical	Pass
2	1674.700	41.70	-17.82	74.0	-32.30	Peak	332.00	150	Vertical	Pass
2**	1674.700	31.71	-17.82	54.0	-22.29	AV	332.00	150	Vertical	Pass
3	4092.000	47.60	-5.63	74.0	-26.40	Peak	350.00	150	Vertical	Pass
3**	4092.000	38.25	-5.63	54.0	-15.75	AV	350.00	150	Vertical	Pass
4	5743.800	88.51	-3.99	--	--	Peak	117.00	150	Vertical	N/A
4**	5743.800	80.36	-3.99	--	--	AV	117.00	150	Vertical	N/A
5	7531.588	48.77	-4.23	74.0	-25.23	Peak	311.00	150	Vertical	Pass
5**	7531.588	39.82	-4.23	54.0	-14.18	AV	311.00	150	Vertical	Pass
6	12364.750	50.60	-1.52	74.0	-23.40	Peak	104.00	150	Vertical	Pass
6**	12364.750	41.62	-1.52	54.0	-12.38	AV	104.00	150	Vertical	Pass

11n40, U-NII-3, 1 GHz to 18 GHz, High Channel, ANT H

No.	Frequency (MHz)	Results (dBuV/m)	Factor (dB)	Limit (dBuV/m)	Over Limit (dB)	Detector	Table (Degree)	Height (cm)	Antenna	Verdict
1	1113.300	41.26	-18.66	74.0	-32.74	Peak	329.00	150	Horizontal	Pass
1**	1113.300	34.30	-18.66	54.0	-19.70	AV	329.00	150	Horizontal	Pass
2	1686.900	44.57	-17.88	74.0	-29.43	Peak	240.00	150	Horizontal	Pass
2**	1686.900	30.39	-17.88	54.0	-23.61	AV	240.00	150	Horizontal	Pass
3	4052.400	47.14	-5.56	74.0	-26.86	Peak	48.00	150	Horizontal	Pass
3**	4052.400	38.03	-5.56	54.0	-15.97	AV	48.00	150	Horizontal	Pass
4	5782.200	98.49	-3.20	--	--	Peak	153.00	150	Horizontal	N/A
4**	5782.200	90.94	-3.20	--	--	AV	153.00	150	Horizontal	N/A
5	7364.263	48.61	-5.03	74.0	-25.39	Peak	167.00	150	Horizontal	Pass
5**	7364.263	38.97	-5.03	54.0	-15.03	AV	167.00	150	Horizontal	Pass
6	11813.613	50.42	-1.40	74.0	-23.58	Peak	274.00	150	Horizontal	Pass
6**	11813.613	40.80	-1.40	54.0	-13.20	AV	274.00	150	Horizontal	Pass

11n40, U-NII-3, 1 GHz to 18 GHz, High Channel, ANT V

No.	Frequency (MHz)	Results (dBuV/m)	Factor (dB)	Limit (dBuV/m)	Over Limit (dB)	Detector	Table (Degree)	Height (cm)	Antenna	Verdict
1	1115.000	41.55	-18.58	74.0	-32.45	Peak	183.00	150	Vertical	Pass
1**	1115.000	34.28	-18.58	54.0	-19.72	AV	183.00	150	Vertical	Pass
2	2790.600	43.77	-11.10	74.0	-30.23	Peak	14.00	150	Vertical	Pass
2**	2790.600	32.98	-11.10	54.0	-21.02	AV	14.00	150	Vertical	Pass
3	4075.200	47.32	-5.39	74.0	-26.68	Peak	317.00	150	Vertical	Pass
3**	4075.200	38.86	-5.39	54.0	-15.14	AV	317.00	150	Vertical	Pass
4	5785.400	88.55	-3.04	--	--	Peak	106.00	150	Vertical	N/A
4**	5785.400	80.33	-3.04	--	--	AV	106.00	150	Vertical	N/A
5	7429.525	49.33	-4.29	74.0	-24.67	Peak	90.00	150	Vertical	Pass
5**	7429.525	39.31	-4.29	54.0	-14.69	AV	90.00	150	Vertical	Pass
6	12265.562	51.29	0.05	74.0	-22.71	Peak	200.00	150	Vertical	Pass
6**	12265.562	41.05	0.05	54.0	-12.95	AV	200.00	150	Vertical	Pass

11ac20, U-NII-3, 1 GHz to 18 GHz, Low Channel, ANT H

No.	Frequency (MHz)	Results (dBuV/m)	Factor (dB)	Limit (dBuV/m)	Over Limit (dB)	Detector	Table (Degree)	Height (cm)	Antenna	Verdict
1	1120.300	42.03	-18.56	74.0	-31.97	Peak	331.00	150	Horizontal	Pass
1**	1120.300	34.43	-18.56	54.0	-19.57	AV	331.00	150	Horizontal	Pass
2	1684.800	44.54	-17.88	74.0	-29.46	Peak	246.00	150	Horizontal	Pass
2**	1684.800	32.62	-17.88	54.0	-21.38	AV	246.00	150	Horizontal	Pass
3	4005.400	46.64	-6.36	74.0	-27.36	Peak	234.00	150	Horizontal	Pass
3**	4005.400	37.70	-6.36	54.0	-16.30	AV	234.00	150	Horizontal	Pass
4	5747.800	103.31	-3.88	--	--	Peak	250.00	150	Horizontal	N/A
4**	5747.800	96.30	-3.88	--	--	AV	250.00	150	Horizontal	N/A
5	7423.200	48.66	-4.08	74.0	-25.34	Peak	360.00	150	Horizontal	Pass
5**	7423.200	39.53	-4.08	54.0	-14.47	AV	360.00	150	Horizontal	Pass
6	12336.862	51.28	-0.88	74.0	-22.72	Peak	259.00	150	Horizontal	Pass
6**	12336.862	41.26	-0.88	54.0	-12.74	AV	259.00	150	Horizontal	Pass

11ac20, U-NII-3, 1 GHz to 18 GHz, Low Channel, ANT V

No.	Frequency (MHz)	Results (dBuV/m)	Factor (dB)	Limit (dBuV/m)	Over Limit (dB)	Detector	Table (Degree)	Height (cm)	Antenna	Verdict
1	1118.400	42.89	-18.53	74.0	-31.11	Peak	180.00	150	Vertical	Pass
1**	1118.400	33.70	-18.53	54.0	-20.30	AV	180.00	150	Vertical	Pass
2	2843.900	43.10	-11.77	74.0	-30.90	Peak	158.00	150	Vertical	Pass
2**	2843.900	34.46	-11.77	54.0	-19.54	AV	158.00	150	Vertical	Pass
3	4146.000	48.38	-6.16	74.0	-25.62	Peak	333.00	150	Vertical	Pass
3**	4146.000	37.67	-6.16	54.0	-16.33	AV	333.00	150	Vertical	Pass
4	5748.400	93.50	-3.83	--	--	Peak	120.00	150	Vertical	N/A
4**	5748.400	85.19	-3.83	--	--	AV	120.00	150	Vertical	N/A
5	7529.862	48.36	-4.24	74.0	-25.64	Peak	348.00	150	Vertical	Pass
5**	7529.862	40.37	-4.24	54.0	-13.63	AV	348.00	150	Vertical	Pass
6	12212.662	50.67	-0.45	74.0	-23.33	Peak	330.00	150	Vertical	Pass
6**	12212.662	41.01	-0.45	54.0	-12.99	AV	330.00	150	Vertical	Pass

11ac20, U-NII-3, 1 GHz to 18 GHz, Middle Channel, ANT H

No.	Frequency (MHz)	Results (dBuV/m)	Factor (dB)	Limit (dBuV/m)	Over Limit (dB)	Detector	Table (Degree)	Height (cm)	Antenna	Verdict
1	1121.600	42.55	-18.64	74.0	-31.45	Peak	336.00	150	Horizontal	Pass
1**	1121.600	33.91	-18.64	54.0	-20.09	AV	336.00	150	Horizontal	Pass
2	1684.700	44.57	-17.88	74.0	-29.43	Peak	242.00	150	Horizontal	Pass
2**	1684.700	36.14	-17.88	54.0	-17.86	AV	242.00	150	Horizontal	Pass
3	4284.200	48.61	-5.10	74.0	-25.39	Peak	338.00	150	Horizontal	Pass
3**	4284.200	38.46	-5.10	54.0	-15.54	AV	338.00	150	Horizontal	Pass
4	5781.200	104.40	-3.23	--	--	Peak	250.00	150	Horizontal	N/A
4**	5781.200	95.80	-3.23	--	--	AV	250.00	150	Horizontal	N/A
5	7533.025	48.65	-4.20	74.0	-25.35	Peak	60.00	150	Horizontal	Pass
5**	7533.025	39.65	-4.20	54.0	-14.35	AV	60.00	150	Horizontal	Pass
6	12327.950	51.46	-0.62	74.0	-22.54	Peak	157.00	150	Horizontal	Pass
6**	12327.950	41.39	-0.62	54.0	-12.61	AV	157.00	150	Horizontal	Pass

11ac20, U-NII-3, 1 GHz to 18 GHz, Middle Channel, ANT V

No.	Frequency (MHz)	Results (dBuV/m)	Factor (dB)	Limit (dBuV/m)	Over Limit (dB)	Detector	Table (Degree)	Height (cm)	Antenna	Verdict
1	1112.100	40.96	-18.69	74.0	-33.04	Peak	194.00	150	Vertical	Pass
1**	1112.100	33.20	-18.69	54.0	-20.80	AV	194.00	150	Vertical	Pass
2	2759.300	42.71	-11.50	74.0	-31.29	Peak	92.00	150	Vertical	Pass
2**	2759.300	33.46	-11.50	54.0	-20.54	AV	92.00	150	Vertical	Pass
3	3958.400	46.88	-6.77	74.0	-27.12	Peak	64.00	150	Vertical	Pass
3**	3958.400	37.38	-6.77	54.0	-16.62	AV	64.00	150	Vertical	Pass
4	5779.000	93.57	-3.29	--	--	Peak	64.00	150	Vertical	N/A
4**	5779.000	85.12	-3.29	--	--	AV	64.00	150	Vertical	N/A
5	7441.888	48.66	-4.25	74.0	-25.34	Peak	260.00	150	Vertical	Pass
5**	7441.888	39.10	-4.25	54.0	-14.90	AV	260.00	150	Vertical	Pass
6	11677.050	50.51	-0.89	74.0	-23.49	Peak	189.00	150	Vertical	Pass
6**	11677.050	41.41	-0.89	54.0	-12.59	AV	189.00	150	Vertical	Pass

11ac20, U-NII-3, 1 GHz to 18 GHz, High Channel, ANT H

No.	Frequency (MHz)	Results (dBuV/m)	Factor (dB)	Limit (dBuV/m)	Over Limit (dB)	Detector	Table (Degree)	Height (cm)	Antenna	Verdict
1	1112.700	42.25	-18.67	74.0	-31.75	Peak	324.00	150	Horizontal	Pass
1**	1112.700	33.31	-18.67	54.0	-20.69	AV	324.00	150	Horizontal	Pass
2	1680.400	44.83	-17.85	74.0	-29.17	Peak	248.00	150	Horizontal	Pass
2**	1680.400	38.33	-17.85	54.0	-15.67	AV	248.00	150	Horizontal	Pass
3	4199.000	48.67	-6.03	74.0	-25.33	Peak	37.00	150	Horizontal	Pass
3**	4199.000	37.76	-6.03	54.0	-16.24	AV	37.00	150	Horizontal	Pass
4	5829.800	103.99	-3.01	--	--	Peak	176.00	150	Horizontal	N/A
4**	5829.800	95.79	-3.01	--	--	AV	176.00	150	Horizontal	N/A
5	7495.650	48.66	-4.32	74.0	-25.34	Peak	360.00	150	Horizontal	Pass
5**	7495.650	40.02	-4.32	54.0	-13.98	AV	360.00	150	Horizontal	Pass
6	12220.137	50.68	-0.27	74.0	-23.32	Peak	360.00	150	Horizontal	Pass
6**	12220.137	41.04	-0.27	54.0	-12.96	AV	360.00	150	Horizontal	Pass

11ac20, U-NII-3, 1 GHz to 18 GHz, High Channel, ANT V

No.	Frequency (MHz)	Results (dBuV/m)	Factor (dB)	Limit (dBuV/m)	Over Limit (dB)	Detector	Table (Degree)	Height (cm)	Antenna	Verdict
1	1120.800	41.22	-18.59	74.0	-32.78	Peak	195.00	150	Vertical	Pass
1**	1120.800	33.12	-18.59	54.0	-20.88	AV	195.00	150	Vertical	Pass
2	1596.700	42.64	-17.85	74.0	-31.36	Peak	232.00	150	Vertical	Pass
2**	1596.700	33.72	-17.85	54.0	-20.28	AV	232.00	150	Vertical	Pass
3	4098.800	47.79	-6.00	74.0	-26.21	Peak	16.00	150	Vertical	Pass
3**	4098.800	38.15	-6.00	54.0	-15.85	AV	16.00	150	Vertical	Pass
4	5829.600	93.99	-3.00	--	--	Peak	100.00	150	Vertical	N/A
4**	5829.600	85.91	-3.00	--	--	AV	100.00	150	Vertical	N/A
5	7420.900	48.80	-4.00	74.0	-25.20	Peak	79.00	150	Vertical	Pass
5**	7420.900	39.74	-4.00	54.0	-14.26	AV	79.00	150	Vertical	Pass
6	12324.787	50.57	-0.53	74.0	-23.43	Peak	115.00	150	Vertical	Pass
6**	12324.787	40.94	-0.53	54.0	-13.06	AV	115.00	150	Vertical	Pass

11ac40, U-NII-3, 1 GHz to 18 GHz, Low Channel, ANT H

No.	Frequency (MHz)	Results (dBuV/m)	Factor (dB)	Limit (dBuV/m)	Over Limit (dB)	Detector	Table (Degree)	Height (cm)	Antenna	Verdict
1	1114.300	42.24	-18.62	74.0	-31.76	Peak	325.00	150	Horizontal	Pass
1**	1114.300	33.50	-18.62	54.0	-20.50	AV	325.00	150	Horizontal	Pass
2	1682.600	44.40	-17.91	74.0	-29.60	Peak	246.00	150	Horizontal	Pass
2**	1682.600	34.28	-17.91	54.0	-19.72	AV	246.00	150	Horizontal	Pass
3	4072.800	47.46	-5.54	74.0	-26.54	Peak	-1.00	150	Horizontal	Pass
3**	4072.800	37.54	-5.54	54.0	-16.46	AV	-1.00	150	Horizontal	Pass
4	5747.600	98.69	-3.90	--	--	Peak	222.00	150	Horizontal	N/A
4**	5747.600	90.84	-3.90	--	--	AV	222.00	150	Horizontal	N/A
5	7446.200	48.29	-4.50	74.0	-25.71	Peak	160.00	150	Horizontal	Pass
5**	7446.200	39.47	-4.50	54.0	-14.53	AV	160.00	150	Horizontal	Pass
6	12265.275	50.77	0.05	74.0	-23.23	Peak	343.00	150	Horizontal	Pass
6**	12265.275	41.97	0.05	54.0	-12.03	AV	343.00	150	Horizontal	Pass

11ac40, U-NII-3, 1 GHz to 18 GHz, Low Channel, ANT V

No.	Frequency (MHz)	Results (dBuV/m)	Factor (dB)	Limit (dBuV/m)	Over Limit (dB)	Detector	Table (Degree)	Height (cm)	Antenna	Verdict
1	1114.100	41.55	-18.63	74.0	-32.45	Peak	201.00	150	Vertical	Pass
1**	1114.100	32.78	-18.63	54.0	-21.22	AV	201.00	150	Vertical	Pass
2	2771.900	42.66	-11.49	74.0	-31.34	Peak	336.00	150	Vertical	Pass
2**	2771.900	33.28	-11.49	54.0	-20.72	AV	336.00	150	Vertical	Pass
3	4288.200	48.02	-5.28	74.0	-25.98	Peak	174.00	150	Vertical	Pass
3**	4288.200	37.77	-5.28	54.0	-16.23	AV	174.00	150	Vertical	Pass
4	5764.600	88.49	-3.39	--	--	Peak	71.00	150	Vertical	N/A
4**	5764.600	79.13	-3.39	--	--	AV	71.00	150	Vertical	N/A
5	7446.775	48.45	-4.52	74.0	-25.55	Peak	341.00	150	Vertical	Pass
5**	7446.775	39.20	-4.52	54.0	-14.80	AV	341.00	150	Vertical	Pass
6	12353.250	50.78	-1.33	74.0	-23.22	Peak	317.00	150	Vertical	Pass
6**	12353.250	41.97	-1.33	54.0	-12.03	AV	317.00	150	Vertical	Pass

11ac40, U-NII-3, 1 GHz to 18 GHz, High Channel, ANT H

No.	Frequency (MHz)	Results (dBuV/m)	Factor (dB)	Limit (dBuV/m)	Over Limit (dB)	Detector	Table (Degree)	Height (cm)	Antenna	Verdict
1	1122.200	41.76	-18.68	74.0	-32.24	Peak	331.00	150	Horizontal	Pass
1**	1122.200	32.53	-18.68	54.0	-21.47	AV	331.00	150	Horizontal	Pass
2	1680.900	44.80	-17.83	74.0	-29.20	Peak	248.00	150	Horizontal	Pass
2**	1680.900	36.42	-17.83	54.0	-17.58	AV	248.00	150	Horizontal	Pass
3	4043.400	46.81	-5.66	74.0	-27.19	Peak	218.00	150	Horizontal	Pass
3**	4043.400	37.74	-5.66	54.0	-16.26	AV	218.00	150	Horizontal	Pass
4	5786.400	99.17	-3.07	--	--	Peak	218.00	150	Horizontal	N/A
4**	5786.400	91.50	-3.07	--	--	AV	218.00	150	Horizontal	N/A
5	7457.125	48.41	-4.47	74.0	-25.59	Peak	246.00	150	Horizontal	Pass
5**	7457.125	39.00	-4.47	54.0	-15.00	AV	246.00	150	Horizontal	Pass
6	12218.125	50.89	-0.32	74.0	-23.11	Peak	62.00	150	Horizontal	Pass
6**	12218.125	40.67	-0.32	54.0	-13.33	AV	62.00	150	Horizontal	Pass

11ac40, U-NII-3, 1 GHz to 18 GHz, High Channel, ANT V

No.	Frequency (MHz)	Results (dBuV/m)	Factor (dB)	Limit (dBuV/m)	Over Limit (dB)	Detector	Table (Degree)	Height (cm)	Antenna	Verdict
1	1124.400	41.32	-18.58	74.0	-32.68	Peak	183.00	150	Vertical	Pass
1**	1124.400	29.31	-18.58	54.0	-24.69	AV	183.00	150	Vertical	Pass
2	1593.900	42.00	-17.94	74.0	-32.00	Peak	219.00	150	Vertical	Pass
2**	1593.900	31.31	-17.94	54.0	-22.69	AV	219.00	150	Vertical	Pass
3	4207.800	47.82	-6.18	74.0	-26.18	Peak	105.00	150	Vertical	Pass
3**	4207.800	38.93	-6.18	54.0	-15.07	AV	105.00	150	Vertical	Pass
4	5781.800	89.15	-3.21	--	--	Peak	105.00	150	Vertical	N/A
4**	5781.800	80.90	-3.21	--	--	AV	105.00	150	Vertical	N/A
5	7518.075	49.21	-4.13	74.0	-24.79	Peak	41.00	150	Vertical	Pass
5**	7518.075	38.77	-4.13	54.0	-15.23	AV	41.00	150	Vertical	Pass
6	12249.175	50.82	-0.11	74.0	-23.18	Peak	23.00	150	Vertical	Pass
6**	12249.175	41.00	-0.11	54.0	-13.00	AV	23.00	150	Vertical	Pass

11ac80, U-NII-3, 1 GHz to 18 GHz, Middle Channel, ANT H

No.	Frequency (MHz)	Results (dBuV/m)	Factor (dB)	Limit (dBuV/m)	Over Limit (dB)	Detector	Table (Degree)	Height (cm)	Antenna	Verdict
1	1114.300	40.15	-18.62	74.0	-33.85	Peak	205.00	150	Horizontal	Pass
1**	1114.300	34.25	-18.62	54.0	-19.75	AV	205.00	150	Horizontal	Pass
2	1679.900	45.31	-17.86	74.0	-28.69	Peak	245.00	150	Horizontal	Pass
2**	1679.900	34.19	-17.86	54.0	-19.81	AV	245.00	150	Horizontal	Pass
3	4144.200	47.33	-6.06	74.0	-26.67	Peak	-1.00	150	Horizontal	Pass
3**	4144.200	37.57	-6.06	54.0	-16.43	AV	-1.00	150	Horizontal	Pass
4	5785.600	96.99	-3.04	--	--	Peak	225.00	150	Horizontal	N/A
4**	5785.600	88.88	-3.04	--	--	AV	225.00	150	Horizontal	N/A
5	7524.400	48.56	-4.39	74.0	-25.44	Peak	158.00	150	Horizontal	Pass
5**	7524.400	38.82	-4.39	54.0	-15.18	AV	158.00	150	Horizontal	Pass
6	12201.162	50.64	-0.72	74.0	-23.36	Peak	195.00	150	Horizontal	Pass
6**	12201.162	41.76	-0.72	54.0	-12.24	AV	195.00	150	Horizontal	Pass

11ac80, U-NII-3, 1 GHz to 18 GHz, Middle Channel, ANT V

No.	Frequency (MHz)	Results (dBuV/m)	Factor (dB)	Limit (dBuV/m)	Over Limit (dB)	Detector	Table (Degree)	Height (cm)	Antenna	Verdict
1	1114.300	40.15	-18.62	74.0	-33.85	Peak	205.00	150	Horizontal	Pass
1**	1114.300	34.25	-18.62	54.0	-19.75	AV	205.00	150	Horizontal	Pass
2	1679.900	45.31	-17.86	74.0	-28.69	Peak	245.00	150	Horizontal	Pass
2**	1679.900	34.19	-17.86	54.0	-19.81	AV	245.00	150	Horizontal	Pass
3	4144.200	47.33	-6.06	74.0	-26.67	Peak	-1.00	150	Horizontal	Pass
3**	4144.200	37.57	-6.06	54.0	-16.43	AV	-1.00	150	Horizontal	Pass
4	5785.600	96.99	-3.04	--	--	Peak	225.00	150	Horizontal	N/A
4**	5785.600	88.88	-3.04	--	--	AV	225.00	150	Horizontal	N/A
5	7524.400	48.56	-4.39	74.0	-25.44	Peak	158.00	150	Horizontal	Pass
5**	7524.400	38.82	-4.39	54.0	-15.18	AV	158.00	150	Horizontal	Pass
6	12201.162	50.64	-0.72	74.0	-23.36	Peak	195.00	150	Horizontal	Pass
6**	12201.162	41.76	-0.72	54.0	-12.24	AV	195.00	150	Horizontal	Pass

11ax20(SU), U-NII-3, 1 GHz to 18 GHz, Low Channel, ANT H

No.	Frequency (MHz)	Results (dBuV/m)	Factor (dB)	Limit (dBuV/m)	Over Limit (dB)	Detector	Table (Degree)	Height (cm)	Antenna	Verdict
1	1115.700	41.25	-18.54	74.0	-32.75	Peak	324.00	150	Horizontal	Pass
1**	1115.700	32.03	-18.54	54.0	-21.97	AV	324.00	150	Horizontal	Pass
2	1679.200	44.42	-17.89	74.0	-29.58	Peak	246.00	150	Horizontal	Pass
2**	1679.200	35.38	-17.89	54.0	-18.62	AV	246.00	150	Horizontal	Pass
3	4084.400	47.33	-5.11	74.0	-26.67	Peak	160.00	150	Horizontal	Pass
3**	4084.400	38.31	-5.11	54.0	-15.69	AV	160.00	150	Horizontal	Pass
4	5740.200	104.72	-4.15	--	--	Peak	200.00	150	Horizontal	N/A
4**	5740.200	95.12	-4.15	--	--	AV	200.00	150	Horizontal	N/A
5	7506.288	48.68	-4.37	74.0	-25.32	Peak	0.00	150	Horizontal	Pass
5**	7506.288	38.95	-4.37	54.0	-15.05	AV	0.00	150	Horizontal	Pass
6	12229.913	50.91	-0.30	74.0	-23.09	Peak	43.00	150	Horizontal	Pass
6**	12229.913	42.19	-0.30	54.0	-11.81	AV	43.00	150	Horizontal	Pass

11ax20(SU), U-NII-3, 1 GHz to 18 GHz, Low Channel, ANT V

No.	Frequency (MHz)	Results (dBuV/m)	Factor (dB)	Limit (dBuV/m)	Over Limit (dB)	Detector	Table (Degree)	Height (cm)	Antenna	Verdict
1	1120.900	41.67	-18.60	74.0	-32.33	Peak	177.00	150	Vertical	Pass
1**	1120.900	32.75	-18.60	54.0	-21.25	AV	177.00	150	Vertical	Pass
2	1593.500	42.98	-17.94	74.0	-31.02	Peak	239.00	150	Vertical	Pass
2**	1593.500	30.10	-17.94	54.0	-23.90	AV	239.00	150	Vertical	Pass
3	4035.200	47.38	-5.88	74.0	-26.62	Peak	133.00	150	Vertical	Pass
3**	4035.200	38.23	-5.88	54.0	-15.77	AV	133.00	150	Vertical	Pass
4	5738.200	93.89	-4.19	--	--	Peak	114.00	150	Vertical	N/A
4**	5738.200	85.72	-4.19	--	--	AV	114.00	150	Vertical	N/A
5	7307.337	48.52	-4.97	74.0	-25.48	Peak	78.00	150	Vertical	Pass
5**	7307.337	38.31	-4.97	54.0	-15.69	AV	78.00	150	Vertical	Pass
6	12229.625	50.53	-0.30	74.0	-23.47	Peak	298.00	150	Vertical	Pass
6**	12229.625	41.60	-0.30	54.0	-12.40	AV	298.00	150	Vertical	Pass

11ax20(SU), U-NII-3, 1 GHz to 18 GHz, Middle Channel, ANT H

No.	Frequency (MHz)	Results (dBuV/m)	Factor (dB)	Limit (dBuV/m)	Over Limit (dB)	Detector	Table (Degree)	Height (cm)	Antenna	Verdict
1	1110.700	42.45	-18.68	74.0	-31.55	Peak	314.00	150	Horizontal	Pass
1**	1110.700	29.38	-18.68	54.0	-24.62	AV	314.00	150	Horizontal	Pass
2	1682.300	44.72	-17.89	74.0	-29.28	Peak	244.00	150	Horizontal	Pass
2**	1682.300	33.18	-17.89	54.0	-20.82	AV	244.00	150	Horizontal	Pass
3	4057.600	47.37	-5.60	74.0	-26.63	Peak	217.00	150	Horizontal	Pass
3**	4057.600	37.66	-5.60	54.0	-16.34	AV	217.00	150	Horizontal	Pass
4	5784.400	104.18	-3.00	--	--	Peak	260.00	150	Horizontal	N/A
4**	5784.400	95.86	-3.00	--	--	AV	260.00	150	Horizontal	N/A
5	7451.663	48.43	-4.43	74.0	-25.57	Peak	147.00	150	Horizontal	Pass
5**	7451.663	39.31	-4.43	54.0	-14.69	AV	147.00	150	Horizontal	Pass
6	12234.800	50.52	-0.31	74.0	-23.48	Peak	87.00	150	Horizontal	Pass
6**	12234.800	41.28	-0.31	54.0	-12.72	AV	87.00	150	Horizontal	Pass

11ax20(SU), U-NII-3, 1 GHz to 18 GHz, Middle Channel, ANT V

No.	Frequency (MHz)	Results (dBuV/m)	Factor (dB)	Limit (dBuV/m)	Over Limit (dB)	Detector	Table (Degree)	Height (cm)	Antenna	Verdict
1	1113.000	41.70	-18.67	74.0	-32.30	Peak	194.00	150	Vertical	Pass
1**	1113.000	32.12	-18.67	54.0	-21.88	AV	194.00	150	Vertical	Pass
2	2712.500	43.31	-11.23	74.0	-30.69	Peak	150.00	150	Vertical	Pass
2**	2712.500	32.64	-11.23	54.0	-21.36	AV	150.00	150	Vertical	Pass
3	4037.800	47.26	-5.78	74.0	-26.74	Peak	239.00	150	Vertical	Pass
3**	4037.800	37.36	-5.78	54.0	-16.64	AV	239.00	150	Vertical	Pass
4	5782.000	94.52	-3.20	--	--	Peak	57.00	150	Vertical	N/A
4**	5782.000	86.01	-3.20	--	--	AV	57.00	150	Vertical	N/A
5	7384.388	49.67	-4.59	74.0	-24.33	Peak	274.00	150	Vertical	Pass
5**	7384.388	40.05	-4.59	54.0	-13.95	AV	274.00	150	Vertical	Pass
6	12265.562	51.49	0.05	74.0	-22.51	Peak	203.00	150	Vertical	Pass
6**	12265.562	41.92	0.05	54.0	-12.08	AV	203.00	150	Vertical	Pass

11ax20(SU), U-NII-3, 1 GHz to 18 GHz, High Channel, ANT H

No.	Frequency (MHz)	Results (dBuV/m)	Factor (dB)	Limit (dBuV/m)	Over Limit (dB)	Detector	Table (Degree)	Height (cm)	Antenna	Verdict
1	1114.100	41.57	-18.63	74.0	-32.43	Peak	319.00	150	Horizontal	Pass
1**	1114.100	32.68	-18.63	54.0	-21.32	AV	319.00	150	Horizontal	Pass
2	1686.700	44.00	-17.87	74.0	-30.00	Peak	249.00	150	Horizontal	Pass
2**	1686.700	29.52	-17.87	54.0	-24.48	AV	249.00	150	Horizontal	Pass
3	4096.800	48.05	-6.01	74.0	-25.95	Peak	138.00	150	Horizontal	Pass
3**	4096.800	38.82	-6.01	54.0	-15.18	AV	138.00	150	Horizontal	Pass
4	5831.800	105.76	-3.09	--	-104.24	Peak	210.00	150	Horizontal	Pass
4**	5831.800	95.27	-3.09	--	95.27	AV	210.00	150	Horizontal	N/A
5	7423.487	48.38	-4.08	74.0	-25.62	Peak	135.00	150	Horizontal	Pass
5**	7423.487	40.23	-4.08	54.0	-13.77	AV	135.00	150	Horizontal	Pass
6	12210.650	51.40	-0.49	74.0	-22.60	Peak	97.00	150	Horizontal	Pass
6**	12210.650	40.25	-0.49	54.0	-13.75	AV	97.00	150	Horizontal	Pass

11ax20(SU), U-NII-3, 1 GHz to 18 GHz, High Channel, ANT V

No.	Frequency (MHz)	Results (dBuV/m)	Factor (dB)	Limit (dBuV/m)	Over Limit (dB)	Detector	Table (Degree)	Height (cm)	Antenna	Verdict
1	1121.300	42.80	-18.62	74.0	-31.20	Peak	176.00	150	Vertical	Pass
1**	1121.300	32.71	-18.62	54.0	-21.29	AV	176.00	150	Vertical	Pass
2	2836.600	43.21	-11.85	74.0	-30.79	Peak	7.00	150	Vertical	Pass
2**	2836.600	33.52	-11.85	54.0	-20.48	AV	7.00	150	Vertical	Pass
3	4057.800	47.26	-5.59	74.0	-26.74	Peak	-1.00	150	Vertical	Pass
3**	4057.800	37.61	-5.59	54.0	-16.39	AV	-1.00	150	Vertical	Pass
4	5817.200	94.31	-2.92	--	30.31	Peak	64.00	150	Vertical	N/A
4**	5817.200	85.45	-2.92	--	85.45	AV	64.00	150	Vertical	N/A
5	7429.813	48.81	-4.31	74.0	-25.19	Peak	25.00	150	Vertical	Pass
5**	7429.813	39.51	-4.31	54.0	-14.49	AV	25.00	150	Vertical	Pass
6	11590.225	51.47	-0.07	74.0	-22.53	Peak	25.00	150	Vertical	Pass
6**	11590.225	41.46	-0.07	54.0	-12.54	AV	25.00	150	Vertical	Pass

11ax40(SU), U-NII-3, 1 GHz to 18 GHz, Low Channel, ANT H

No.	Frequency (MHz)	Results (dBuV/m)	Factor (dB)	Limit (dBuV/m)	Over Limit (dB)	Detector	Table (Degree)	Height (cm)	Antenna	Verdict
1	1115.700	42.11	-18.54	74.0	-31.89	Peak	323.00	150	Horizontal	Pass
1**	1115.700	32.74	-18.54	54.0	-21.26	AV	323.00	150	Horizontal	Pass
2	1684.000	44.85	-17.91	74.0	-29.15	Peak	254.00	150	Horizontal	Pass
2**	1684.000	36.01	-17.91	54.0	-17.99	AV	254.00	150	Horizontal	Pass
3	4089.400	47.58	-5.47	74.0	-26.42	Peak	32.00	150	Horizontal	Pass
3**	4089.400	38.56	-5.47	54.0	-15.44	AV	32.00	150	Horizontal	Pass
4	5763.600	99.81	-3.42	--	--	Peak	175.00	150	Horizontal	N/A
4**	5763.600	90.52	-3.42	--	--	AV	175.00	150	Horizontal	N/A
5	7595.700	48.72	-4.86	74.0	-25.28	Peak	326.00	150	Horizontal	Pass
5**	7595.700	38.75	-4.86	54.0	-15.25	AV	326.00	150	Horizontal	Pass
6	11658.651	51.05	-0.45	74.0	-22.95	Peak	234.00	150	Horizontal	Pass
6**	11658.651	41.46	-0.45	54.0	-12.54	AV	234.00	150	Horizontal	Pass

11ax40(SU), U-NII-3, 1 GHz to 18 GHz, Low Channel, ANT V

No.	Frequency (MHz)	Results (dBuV/m)	Factor (dB)	Limit (dBuV/m)	Over Limit (dB)	Detector	Table (Degree)	Height (cm)	Antenna	Verdict
1	1113.700	42.53	-18.65	74.0	-31.47	Peak	191.00	150	Vertical	Pass
1**	1113.700	33.78	-18.65	54.0	-20.22	AV	191.00	150	Vertical	Pass
2	1595.000	42.43	-17.88	74.0	-31.57	Peak	228.00	150	Vertical	Pass
2**	1595.000	32.13	-17.88	54.0	-21.87	AV	228.00	150	Vertical	Pass
3	4175.000	48.00	-5.41	74.0	-26.00	Peak	339.00	150	Vertical	Pass
3**	4175.000	37.88	-5.41	54.0	-16.12	AV	339.00	150	Vertical	Pass
4	5772.400	89.09	-3.23	--	--	Peak	72.00	150	Vertical	N/A
4**	5772.400	80.82	-3.23	--	--	AV	72.00	150	Vertical	N/A
5	7446.200	48.37	-4.50	74.0	-25.63	Peak	0.00	150	Vertical	Pass
5**	7446.200	39.53	-4.50	54.0	-14.47	AV	0.00	150	Vertical	Pass
6	11670.725	50.83	-0.73	74.0	-23.17	Peak	2.00	150	Vertical	Pass
6**	11670.725	41.55	-0.73	54.0	-12.45	AV	2.00	150	Vertical	Pass

11ax40(SU), U-NII-3, 1 GHz to 18 GHz, High Channel, ANT H

No.	Frequency (MHz)	Results (dBuV/m)	Factor (dB)	Limit (dBuV/m)	Over Limit (dB)	Detector	Table (Degree)	Height (cm)	Antenna	Verdict
1	1119.800	42.73	-18.55	74.0	-31.27	Peak	310.00	150	Horizontal	Pass
1**	1119.800	32.81	-18.55	54.0	-21.19	AV	310.00	150	Horizontal	Pass
2	1683.100	44.77	-17.94	74.0	-29.23	Peak	234.00	150	Horizontal	Pass
2**	1683.100	35.31	-17.94	54.0	-18.69	AV	234.00	150	Horizontal	Pass
3	4094.200	48.65	-5.77	74.0	-25.35	Peak	305.00	150	Horizontal	Pass
3**	4094.200	38.01	-5.77	54.0	-15.99	AV	305.00	150	Horizontal	Pass
4	5807.400	99.10	-3.13	--	--	Peak	246.00	150	Horizontal	N/A
4**	5807.400	90.02	-3.13	--	--	AV	246.00	150	Horizontal	N/A
5	7428.950	49.74	-4.25	74.0	-24.26	Peak	323.00	150	Horizontal	Pass
5**	7428.950	39.69	-4.25	54.0	-14.31	AV	323.00	150	Horizontal	Pass
6	12325.650	50.92	-0.55	74.0	-23.08	Peak	261.00	150	Horizontal	Pass
6**	12325.650	41.90	-0.55	54.0	-12.10	AV	261.00	150	Horizontal	Pass

11ax40(SU), U-NII-3, 1 GHz to 18 GHz, High Channel, ANT V

No.	Frequency (MHz)	Results (dBuV/m)	Factor (dB)	Limit (dBuV/m)	Over Limit (dB)	Detector	Table (Degree)	Height (cm)	Antenna	Verdict
1	1116.600	42.82	-18.53	74.0	-31.18	Peak	189.00	150	Vertical	Pass
1**	1116.600	33.95	-18.53	54.0	-20.05	AV	189.00	150	Vertical	Pass
2	1679.200	42.14	-17.89	74.0	-31.86	Peak	268.00	150	Vertical	Pass
2**	1679.200	32.36	-17.89	54.0	-21.64	AV	268.00	150	Vertical	Pass
3	4094.200	47.71	-5.77	74.0	-26.29	Peak	228.00	150	Vertical	Pass
3**	4094.200	38.49	-5.77	54.0	-15.51	AV	228.00	150	Vertical	Pass
4	5786.600	89.85	-3.08	--	--	Peak	110.00	150	Vertical	N/A
4**	5786.600	81.01	-3.08	--	--	AV	110.00	150	Vertical	N/A
5	7417.450	48.81	-4.10	74.0	-25.19	Peak	120.00	150	Vertical	Pass
5**	7417.450	40.04	-4.10	54.0	-13.96	AV	120.00	150	Vertical	Pass
6	12185.349	50.32	-0.92	74.0	-23.68	Peak	360.00	150	Vertical	Pass
6**	12185.349	40.32	-0.92	54.0	-13.68	AV	360.00	150	Vertical	Pass

11ax80(SU), U-NII-3, 1 GHz to 18 GHz, Middle Channel, ANT H

No.	Frequency (MHz)	Results (dBuV/m)	Factor (dB)	Limit (dBuV/m)	Over Limit (dB)	Detector	Table (Degree)	Height (cm)	Antenna	Verdict
1	1120.600	43.67	-18.58	74.0	-30.33	Peak	312.00	150	Horizontal	Pass
1**	1120.600	34.84	-18.58	54.0	-19.16	AV	312.00	150	Horizontal	Pass
2	1679.500	46.04	-17.88	74.0	-27.96	Peak	259.00	150	Horizontal	Pass
2**	1679.500	37.19	-17.88	54.0	-16.81	AV	259.00	150	Horizontal	Pass
3	4074.000	47.07	-5.52	74.0	-26.93	Peak	297.00	150	Horizontal	Pass
3**	4074.000	38.21	-5.52	54.0	-15.79	AV	297.00	150	Horizontal	Pass
4	5765.800	98.12	-3.38	--	--	Peak	256.00	150	Horizontal	N/A
4**	5765.800	87.82	-3.38	--	--	AV	256.00	150	Horizontal	N/A
5	7427.225	48.35	-4.10	74.0	-25.65	Peak	323.00	150	Horizontal	Pass
5**	7427.225	40.02	-4.10	54.0	-13.98	AV	323.00	150	Horizontal	Pass
6	12383.438	50.71	-1.59	74.0	-23.29	Peak	176.00	150	Horizontal	Pass
6**	12383.438	41.01	-1.59	54.0	-12.99	AV	176.00	150	Horizontal	Pass

11ax80(SU), U-NII-3, 1 GHz to 18 GHz, Middle Channel, ANT V

No.	Frequency (MHz)	Results (dBuV/m)	Factor (dB)	Limit (dBuV/m)	Over Limit (dB)	Detector	Table (Degree)	Height (cm)	Antenna	Verdict
1	1117.700	41.87	-18.53	74.0	-32.13	Peak	184.00	150	Vertical	Pass
1**	1117.700	32.86	-18.53	54.0	-21.14	AV	184.00	150	Vertical	Pass
2	2803.500	42.65	-11.52	74.0	-31.35	Peak	126.00	150	Vertical	Pass
2**	2803.500	33.00	-11.52	54.0	-21.00	AV	126.00	150	Vertical	Pass
3	4140.000	47.86	-6.18	74.0	-26.14	Peak	123.00	150	Vertical	Pass
3**	4140.000	37.65	-6.18	54.0	-16.35	AV	123.00	150	Vertical	Pass
4	5786.600	87.84	-3.08	--	--	Peak	123.00	150	Vertical	N/A
4**	5786.600	77.61	-3.08	--	--	AV	123.00	150	Vertical	N/A
5	7443.038	48.60	-4.33	74.0	-25.40	Peak	320.00	150	Vertical	Pass
5**	7443.038	39.59	-4.33	54.0	-14.41	AV	320.00	150	Vertical	Pass
6	12242.850	51.67	-0.26	74.0	-22.33	Peak	320.00	150	Vertical	Pass
6**	12242.850	41.90	-0.26	54.0	-12.10	AV	320.00	150	Vertical	Pass

Aux. Antenna

11a, U-NII-1, 1 GHz to 18 GHz, Low Channel, ANT H

No.	Frequency (MHz)	Results (dBuV/m)	Factor (dB)	Limit (dBuV/m)	Over Limit (dB)	Detector	Table (Degree)	Height (cm)	Antenna	Verdict
1	1115.600	41.09	-18.55	74.0	-32.91	Peak	238.00	150	Horizontal	Pass
1**	1115.600	32.54	-18.55	54.0	-21.46	AV	238.00	150	Horizontal	Pass
2	1683.900	46.29	-17.92	74.0	-27.71	Peak	246.00	150	Horizontal	Pass
2**	1683.900	36.06	-17.92	54.0	-17.94	AV	246.00	150	Horizontal	Pass
3	4064.400	47.10	-5.63	74.0	-26.90	Peak	322.00	150	Horizontal	Pass
3**	4064.400	38.62	-5.63	54.0	-15.38	AV	322.00	150	Horizontal	Pass
4	5185.600	102.18	-3.93	--	--	Peak	214.00	150	Horizontal	N/A
4**	5185.600	96.11	-3.93	--	--	AV	214.00	150	Horizontal	N/A
5	7527.563	48.21	-4.28	74.0	-25.79	Peak	346.00	150	Horizontal	Pass
5**	7527.563	38.68	-4.28	54.0	-15.32	AV	346.00	150	Horizontal	Pass
6	12379.700	50.55	-1.55	74.0	-23.45	Peak	327.00	150	Horizontal	Pass
6**	12379.700	42.02	-1.55	54.0	-11.98	AV	327.00	150	Horizontal	Pass

11a, U-NII-1, 1 GHz to 18 GHz, Low Channel, ANT V

No.	Frequency (MHz)	Results (dBuV/m)	Factor (dB)	Limit (dBuV/m)	Over Limit (dB)	Detector	Table (Degree)	Height (cm)	Antenna	Verdict
1	1114.900	40.79	-18.58	74.0	-33.21	Peak	186.00	150	Vertical	Pass
1**	1114.900	31.86	-18.58	54.0	-22.14	AV	186.00	150	Vertical	Pass
2	1688.100	40.83	-17.89	74.0	-33.17	Peak	271.00	150	Vertical	Pass
2**	1688.100	28.83	-17.89	54.0	-25.17	AV	271.00	150	Vertical	Pass
3	4308.200	48.39	-5.03	74.0	-25.61	Peak	276.00	150	Vertical	Pass
3**	4308.200	38.38	-5.03	54.0	-15.62	AV	276.00	150	Vertical	Pass
4	5178.600	93.47	-3.95	--	--	Peak	309.00	150	Vertical	N/A
4**	5178.600	85.65	-3.95	--	--	AV	309.00	150	Vertical	N/A
5	7431.538	47.73	-4.40	74.0	-26.27	Peak	244.00	150	Vertical	Pass
5**	7431.538	39.32	-4.40	54.0	-14.68	AV	244.00	150	Vertical	Pass
6	12110.599	51.06	-0.84	74.0	-22.94	Peak	29.00	150	Vertical	Pass
6**	12110.599	41.00	-0.84	54.0	-13.00	AV	29.00	150	Vertical	Pass

11a, U-NII-1, 1 GHz to 18 GHz, Middle Channel, ANT H

No.	Frequency (MHz)	Results (dBuV/m)	Factor (dB)	Limit (dBuV/m)	Over Limit (dB)	Detector	Table (Degree)	Height (cm)	Antenna	Verdict
1	1113.400	40.54	-18.66	74.0	-33.46	Peak	330.00	150	Horizontal	Pass
1**	1113.400	33.47	-18.66	54.0	-20.53	AV	330.00	150	Horizontal	Pass
2	1681.200	46.31	-17.83	74.0	-27.69	Peak	247.00	150	Horizontal	Pass
2**	1681.200	34.86	-17.83	54.0	-19.14	AV	247.00	150	Horizontal	Pass
3	4840.800	50.11	-3.95	74.0	-23.89	Peak	41.00	150	Horizontal	Pass
3**	4840.800	41.66	-3.95	54.0	-12.34	AV	41.00	150	Horizontal	Pass
4	5222.000	101.42	-4.12	--	--	Peak	306.00	150	Horizontal	N/A
4**	5222.000	93.72	-4.12	--	--	AV	306.00	150	Horizontal	N/A
5	7523.537	47.48	-4.33	74.0	-26.52	Peak	361.00	150	Horizontal	Pass
5**	7523.537	38.84	-4.33	54.0	-15.16	AV	361.00	150	Horizontal	Pass
6	11656.063	50.71	-0.42	74.0	-23.29	Peak	361.00	150	Horizontal	Pass
6**	11656.063	41.11	-0.42	54.0	-12.89	AV	361.00	150	Horizontal	Pass

11a, U-NII-1, 1 GHz to 18 GHz, Middle Channel, ANT V

No.	Frequency (MHz)	Results (dBuV/m)	Factor (dB)	Limit (dBuV/m)	Over Limit (dB)	Detector	Table (Degree)	Height (cm)	Antenna	Verdict
1	1113.300	40.52	-18.66	74.0	-33.48	Peak	190.00	150	Vertical	Pass
1**	1113.300	32.27	-18.66	54.0	-21.73	AV	190.00	150	Vertical	Pass
2	1596.500	41.33	-17.84	74.0	-32.67	Peak	224.00	150	Vertical	Pass
2**	1596.500	31.16	-17.84	54.0	-22.84	AV	224.00	150	Vertical	Pass
3	4865.400	50.66	-3.68	74.0	-23.34	Peak	90.00	150	Vertical	Pass
3**	4865.400	41.89	-3.68	54.0	-12.11	AV	90.00	150	Vertical	Pass
4	5223.000	93.07	-4.17	--	--	Peak	40.00	150	Vertical	N/A
4**	5223.000	84.32	-4.17	--	--	AV	40.00	150	Vertical	N/A
5	7592.825	48.45	-4.73	74.0	-25.55	Peak	160.00	150	Vertical	Pass
5**	7592.825	39.04	-4.73	54.0	-14.96	AV	160.00	150	Vertical	Pass
6	12163.500	50.37	-0.90	74.0	-23.63	Peak	39.00	150	Vertical	Pass
6**	12163.500	41.51	-0.90	54.0	-12.49	AV	39.00	150	Vertical	Pass

11a, U-NII-1, 1 GHz to 18 GHz, High Channel, ANT H

No.	Frequency (MHz)	Results (dBuV/m)	Factor (dB)	Limit (dBuV/m)	Over Limit (dB)	Detector	Table (Degree)	Height (cm)	Antenna	Verdict
1	1114.000	40.70	-18.63	74.0	-33.30	Peak	330.00	150	Horizontal	Pass
1**	1114.000	31.23	-18.63	54.0	-22.77	AV	330.00	150	Horizontal	Pass
2	1685.500	46.34	-17.86	74.0	-27.66	Peak	255.00	150	Horizontal	Pass
2**	1685.500	32.97	-17.86	54.0	-21.03	AV	255.00	150	Horizontal	Pass
3	4314.200	48.56	-4.85	74.0	-25.44	Peak	189.00	150	Horizontal	Pass
3**	4314.200	38.43	-4.85	54.0	-15.57	AV	189.00	150	Horizontal	Pass
4	5236.400	101.56	-4.31	--	--	Peak	289.00	150	Horizontal	N/A
4**	5236.400	94.09	-4.31	--	--	AV	289.00	150	Horizontal	N/A
5	7677.063	48.85	-4.30	74.0	-25.15	Peak	0.00	150	Horizontal	Pass
5**	7677.063	38.50	-4.30	54.0	-15.50	AV	0.00	150	Horizontal	Pass
6	12267.575	52.16	0.06	74.0	-21.84	Peak	101.00	150	Horizontal	Pass
6**	12267.575	41.77	0.06	54.0	-12.23	AV	101.00	150	Horizontal	Pass

11a, U-NII-1, 1 GHz to 18 GHz, High Channel, ANT V

No.	Frequency (MHz)	Results (dBuV/m)	Factor (dB)	Limit (dBuV/m)	Over Limit (dB)	Detector	Table (Degree)	Height (cm)	Antenna	Verdict
1	1114.400	41.27	-18.61	74.0	-32.73	Peak	174.00	150	Vertical	Pass
1**	1114.400	32.10	-18.61	54.0	-21.90	AV	174.00	150	Vertical	Pass
2	1677.700	40.70	-17.93	74.0	-33.30	Peak	274.00	150	Vertical	Pass
2**	1677.700	32.18	-17.93	54.0	-21.82	AV	274.00	150	Vertical	Pass
3	4866.600	51.16	-3.74	74.0	-22.84	Peak	-1.00	150	Vertical	Pass
3**	4866.600	40.77	-3.74	54.0	-13.23	AV	-1.00	150	Vertical	Pass
4	5241.200	93.99	-4.20	--	--	Peak	82.00	150	Vertical	N/A
4**	5241.200	85.14	-4.20	--	--	AV	82.00	150	Vertical	N/A
5	7271.400	48.64	-4.82	74.0	-25.36	Peak	222.00	150	Vertical	Pass
5**	7271.400	38.13	-4.82	54.0	-15.87	AV	222.00	150	Vertical	Pass
6	12181.613	51.34	-0.96	74.0	-22.66	Peak	361.00	150	Vertical	Pass
6**	12181.613	40.72	-0.96	54.0	-13.28	AV	361.00	150	Vertical	Pass

11n20, U-NII-1, 1 GHz to 18 GHz, Low Channel, ANT H

No.	Frequency (MHz)	Results (dBuV/m)	Factor (dB)	Limit (dBuV/m)	Over Limit (dB)	Detector	Table (Degree)	Height (cm)	Antenna	Verdict
1	1114.000	40.58	-18.63	74.0	-33.42	Peak	324.00	150	Horizontal	Pass
1**	1114.000	31.96	-18.63	54.0	-22.04	AV	324.00	150	Horizontal	Pass
2	1684.300	46.04	-17.90	74.0	-27.96	Peak	243.00	150	Horizontal	Pass
2**	1684.300	38.49	-17.90	54.0	-15.51	AV	243.00	150	Horizontal	Pass
3	4868.200	50.25	-3.82	74.0	-23.75	Peak	111.00	150	Horizontal	Pass
3**	4868.200	40.59	-3.82	54.0	-13.41	AV	111.00	150	Horizontal	Pass
4	5185.800	101.21	-3.94	--	--	Peak	227.00	150	Horizontal	N/A
4**	5185.800	92.66	-3.94	--	--	AV	227.00	150	Horizontal	N/A
5	7388.987	48.65	-4.30	74.0	-25.35	Peak	53.00	150	Horizontal	Pass
5**	7388.987	38.50	-4.30	54.0	-15.50	AV	53.00	150	Horizontal	Pass
6	12333.125	51.19	-0.77	74.0	-22.81	Peak	361.00	150	Horizontal	Pass
6**	12333.125	41.95	-0.77	54.0	-12.05	AV	361.00	150	Horizontal	Pass

11n20, U-NII-1, 1 GHz to 18 GHz, Low Channel, ANT V

No.	Frequency (MHz)	Results (dBuV/m)	Factor (dB)	Limit (dBuV/m)	Over Limit (dB)	Detector	Table (Degree)	Height (cm)	Antenna	Verdict
1	1113.900	41.02	-18.64	74.0	-32.98	Peak	205.00	150	Vertical	Pass
1**	1113.900	33.02	-18.64	54.0	-20.98	AV	205.00	150	Vertical	Pass
2	1676.600	41.47	-17.93	74.0	-32.53	Peak	138.00	150	Vertical	Pass
2**	1676.600	31.23	-17.93	54.0	-22.77	AV	138.00	150	Vertical	Pass
3	4869.600	50.01	-3.85	74.0	-23.99	Peak	-1.00	150	Vertical	Pass
3**	4869.600	41.41	-3.85	54.0	-12.59	AV	-1.00	150	Vertical	Pass
4	5173.800	91.77	-3.98	--	--	Peak	143.00	150	Vertical	N/A
4**	5173.800	83.72	-3.98	--	--	AV	143.00	150	Vertical	N/A
5	8116.075	48.67	-3.56	74.0	-25.33	Peak	292.00	150	Vertical	Pass
5**	8116.075	38.95	-3.56	54.0	-15.05	AV	292.00	150	Vertical	Pass
6	12235.088	50.90	-0.31	74.0	-23.10	Peak	159.00	150	Vertical	Pass
6**	12235.088	41.77	-0.31	54.0	-12.23	AV	159.00	150	Vertical	Pass

11n20, U-NII-1, 1 GHz to 18 GHz, Middle Channel, ANT H

No.	Frequency (MHz)	Results (dBuV/m)	Factor (dB)	Limit (dBuV/m)	Over Limit (dB)	Detector	Table (Degree)	Height (cm)	Antenna	Verdict
1	1114.100	40.61	-18.63	74.0	-33.39	Peak	225.00	150	Horizontal	Pass
1**	1114.100	31.37	-18.63	54.0	-22.63	AV	225.00	150	Horizontal	Pass
2	1682.200	46.63	-17.89	74.0	-27.37	Peak	248.00	150	Horizontal	Pass
2**	1682.200	35.56	-17.89	54.0	-18.44	AV	248.00	150	Horizontal	Pass
3	4871.400	51.25	-3.90	74.0	-22.75	Peak	28.00	150	Horizontal	Pass
3**	4871.400	40.38	-3.90	54.0	-13.62	AV	28.00	150	Horizontal	Pass
4	5222.600	100.41	-4.15	--	--	Peak	213.00	150	Horizontal	N/A
4**	5222.600	92.57	-4.15	--	--	AV	213.00	150	Horizontal	N/A
5	7533.600	48.41	-4.23	74.0	-25.59	Peak	258.00	150	Horizontal	Pass
5**	7533.600	39.68	-4.23	54.0	-14.32	AV	258.00	150	Horizontal	Pass
6	12265.275	51.39	0.05	74.0	-22.61	Peak	0.00	150	Horizontal	Pass
6**	12265.275	41.55	0.05	54.0	-12.45	AV	0.00	150	Horizontal	Pass

11n20, U-NII-1, 1 GHz to 18 GHz, Middle Channel, ANT V

No.	Frequency (MHz)	Results (dBuV/m)	Factor (dB)	Limit (dBuV/m)	Over Limit (dB)	Detector	Table (Degree)	Height (cm)	Antenna	Verdict
1	1120.000	41.16	-18.55	74.0	-32.84	Peak	186.00	150	Vertical	Pass
1**	1120.000	32.50	-18.55	54.0	-21.50	AV	186.00	150	Vertical	Pass
2	1593.600	41.80	-17.94	74.0	-32.20	Peak	236.00	150	Vertical	Pass
2**	1593.600	33.78	-17.94	54.0	-20.22	AV	236.00	150	Vertical	Pass
3	4839.200	50.08	-3.95	74.0	-23.92	Peak	16.00	150	Vertical	Pass
3**	4839.200	41.19	-3.95	54.0	-12.81	AV	16.00	150	Vertical	Pass
4	5225.000	91.71	-4.09	--	--	Peak	48.00	150	Vertical	N/A
4**	5225.000	85.38	-4.09	--	--	AV	48.00	150	Vertical	N/A
5	7533.600	48.34	-4.23	74.0	-25.66	Peak	77.00	150	Vertical	Pass
5**	7533.600	38.91	-4.23	54.0	-15.09	AV	77.00	150	Vertical	Pass
6	12181.325	50.89	-0.97	74.0	-23.11	Peak	111.00	150	Vertical	Pass
6**	12181.325	41.28	-0.97	54.0	-12.72	AV	111.00	150	Vertical	Pass

11n20, U-NII-1, 1 GHz to 18 GHz, High Channel, ANT H

No.	Frequency (MHz)	Results (dBuV/m)	Factor (dB)	Limit (dBuV/m)	Over Limit (dB)	Detector	Table (Degree)	Height (cm)	Antenna	Verdict
1	1112.700	40.51	-18.67	74.0	-33.49	Peak	320.00	150	Horizontal	Pass
1**	1112.700	32.71	-18.67	54.0	-21.29	AV	320.00	150	Horizontal	Pass
2	1682.400	45.11	-17.90	74.0	-28.89	Peak	243.00	150	Horizontal	Pass
2**	1682.400	34.50	-17.90	54.0	-19.50	AV	243.00	150	Horizontal	Pass
3	4863.600	50.80	-3.61	74.0	-23.20	Peak	281.00	150	Horizontal	Pass
3**	4863.600	40.83	-3.61	54.0	-13.17	AV	281.00	150	Horizontal	Pass
4	5241.400	100.70	-4.21	--	--	Peak	298.00	150	Horizontal	N/A
4**	5241.400	92.41	-4.21	--	--	AV	298.00	150	Horizontal	N/A
5	8075.250	50.84	-3.42	74.0	-23.16	Peak	309.00	150	Horizontal	Pass
5**	8075.250	39.49	-3.42	54.0	-14.51	AV	309.00	150	Horizontal	Pass
6	11740.875	50.96	-1.19	74.0	-23.04	Peak	344.00	150	Horizontal	Pass
6**	11740.875	41.28	-1.19	54.0	-12.72	AV	344.00	150	Horizontal	Pass

11n20, U-NII-1, 1 GHz to 18 GHz, High Channel, ANT V

No.	Frequency (MHz)	Results (dBuV/m)	Factor (dB)	Limit (dBuV/m)	Over Limit (dB)	Detector	Table (Degree)	Height (cm)	Antenna	Verdict
1	1112.800	41.41	-18.67	74.0	-32.59	Peak	310.00	150	Vertical	Pass
1**	1112.800	32.48	-18.67	54.0	-21.52	AV	310.00	150	Vertical	Pass
2	1593.400	41.42	-17.95	74.0	-32.58	Peak	243.00	150	Vertical	Pass
2**	1593.400	33.40	-17.95	54.0	-20.60	AV	243.00	150	Vertical	Pass
3	4870.800	49.90	-3.88	74.0	-24.10	Peak	316.00	150	Vertical	Pass
3**	4870.800	40.79	-3.88	54.0	-13.21	AV	316.00	150	Vertical	Pass
4	5248.000	92.15	-4.26	--	--	Peak	82.00	150	Vertical	N/A
4**	5248.000	84.88	-4.26	--	--	AV	82.00	150	Vertical	N/A
5	7530.438	48.74	-4.24	74.0	-25.26	Peak	361.00	150	Vertical	Pass
5**	7530.438	39.60	-4.24	54.0	-14.40	AV	361.00	150	Vertical	Pass
6	12235.088	50.54	-0.31	74.0	-23.46	Peak	135.00	150	Vertical	Pass
6**	12235.088	42.31	-0.31	54.0	-11.69	AV	135.00	150	Vertical	Pass