

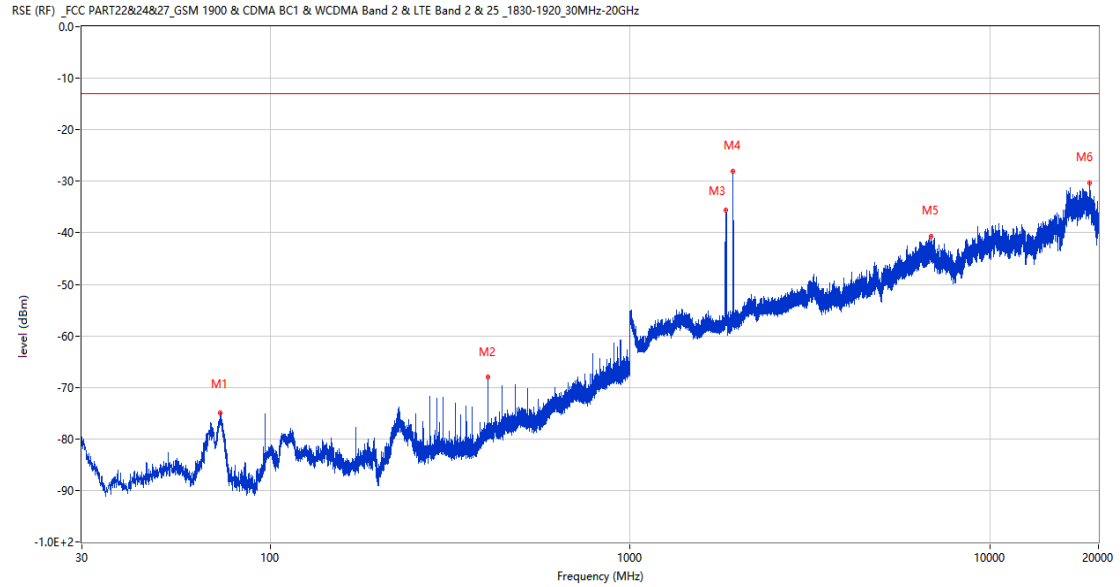
## **Annex A.7. Field Strength of Spurious Radiation**

# WCDMA

## 1 WCDMA Band 2

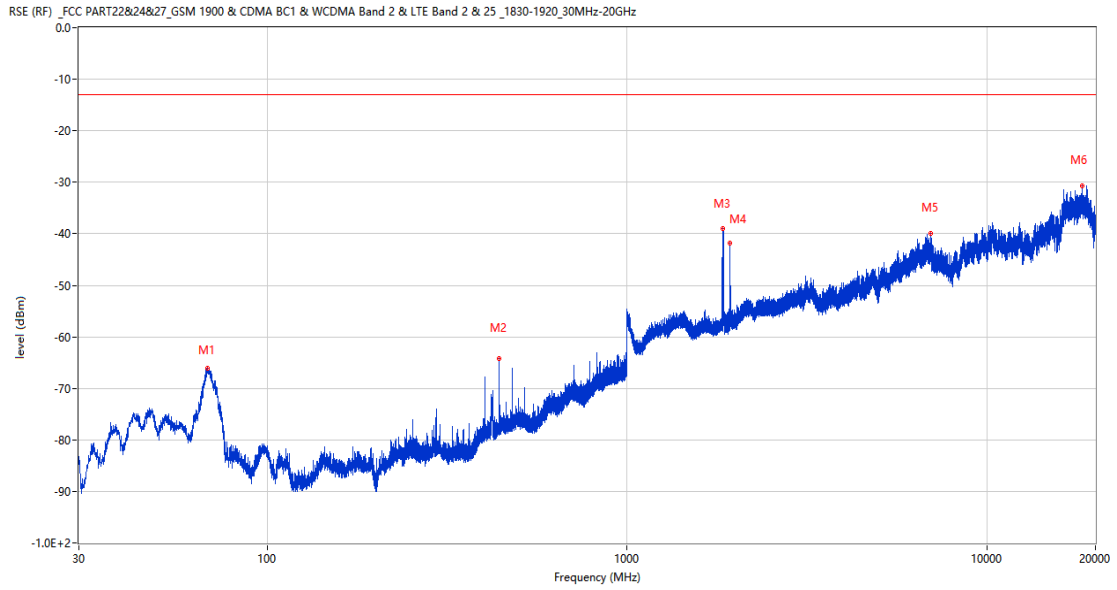
### 1.1 WCDMA Band 2 Low Channel

#### RSE-H&H WCDMA Band 2 CH9262



Frequency (MHz)	Result (dBm)	Factor (dB)	PK Limit (dBm)	Over Limit (dB)	Table (o)	ANT	EUT	Verdict
72.826	-74.94	-17.44	-13.0	-61.94	118.00	Horizontal	Horizontal	Pass
403.207	-68.02	-9.07	-13.0	-55.02	307.00	Horizontal	Horizontal	Pass
1842.200	-35.56	-2.93	-13.0	-22.56	148.00	Horizontal	Horizontal	N/A
1933.800	-28.04	-3.32	-13.0	-15.04	205.00	Horizontal	Horizontal	N/A
6873.400	-40.65	12.17	-13.0	-27.65	113.00	Horizontal	Horizontal	Pass
18946.214	-30.29	25.07	-13.0	-17.29	189.00	Horizontal	Horizontal	Pass

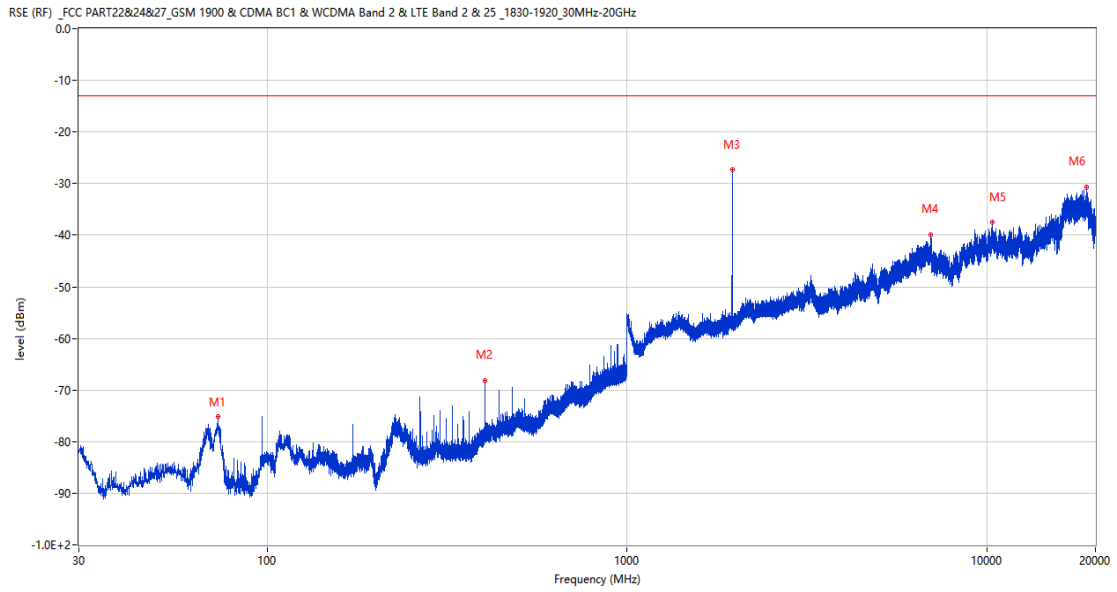
RSE-V&H WCDMA Band 2 CH9262



Frequency (MHz)	Result (dBm)	Factor (dB)	PK Limit (dBm)	Over Limit (dB)	Table (o)	ANT	EUT	Verdict
68.267	-66.06	-16.71	-13.0	-53.06	46.00	Vertical	Horizontal	Pass
441.620	-64.13	-8.16	-13.0	-51.13	336.00	Vertical	Horizontal	Pass
1841.300	-39.07	-2.93	-13.0	-26.07	85.00	Vertical	Horizontal	N/A
1933.700	-41.88	-3.32	-13.0	-28.88	182.00	Vertical	Horizontal	N/A
6988.000	-39.93	13.67	-13.0	-26.93	108.00	Vertical	Horizontal	Pass
18408.989	-30.72	25.36	-13.0	-17.72	101.00	Vertical	Horizontal	Pass

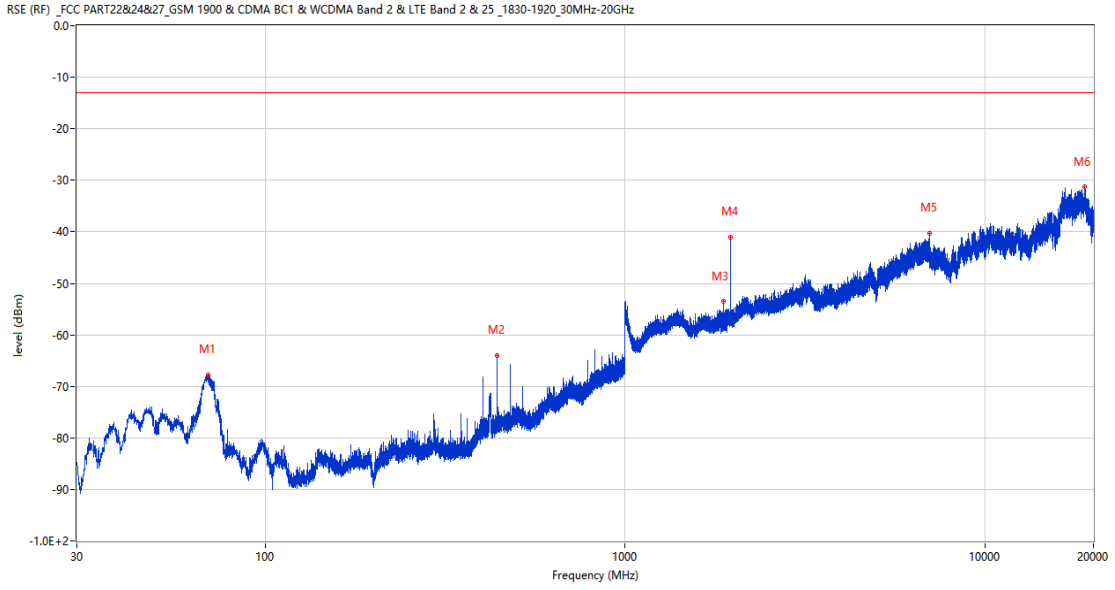
## 1.2 WCDMA Band 2 Middle Channel

### RSE-H&H WCDMA Band 2 CH9400



Frequency (MHz)	Result (dBm)	Factor (dB)	PK Limit (dBm)	Over Limit (dB)	Table (o)	ANT	EUT	Verdict
73.117	-75.09	-17.50	-13.0	-62.09	306.00	Horizontal	Horizontal	Pass
403.207	-68.13	-9.07	-13.0	-55.13	289.00	Horizontal	Horizontal	Pass
1961.000	-27.38	-3.63	-13.0	-14.38	210.00	Horizontal	Horizontal	N/A
6991.800	-39.86	13.92	-13.0	-26.86	110.00	Horizontal	Horizontal	Pass
10334.137	-37.49	19.36	-13.0	-24.49	269.00	Horizontal	Horizontal	Pass
18954.187	-30.78	25.06	-13.0	-17.78	48.00	Horizontal	Horizontal	Pass

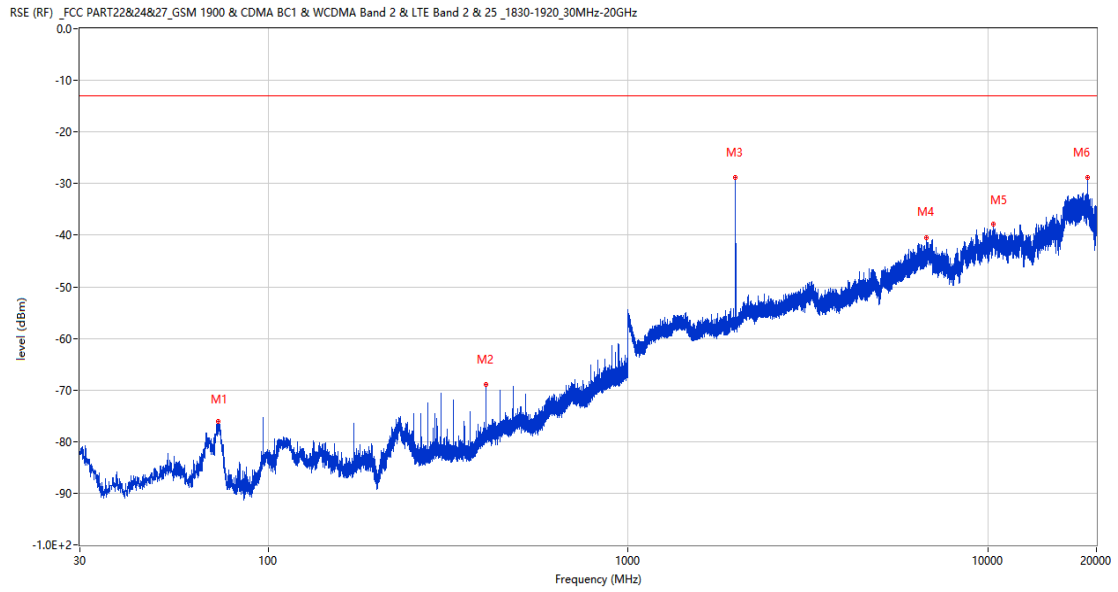
RSE-V&H WCDMA Band 2 CH9400



Frequency (MHz)	Result (dBm)	Factor (dB)	PK Limit (dBm)	Over Limit (dB)	Table (o)	ANT	EUT	Verdict
69.334	-67.74	-16.71	-13.0	-54.74	12.00	Vertical	Horizontal	Pass
441.620	-64.03	-8.16	-13.0	-51.03	330.00	Vertical	Horizontal	Pass
1878.600	-53.56	-2.61	-13.0	-40.56	0.00	Vertical	Horizontal	N/A
1959.600	-40.97	-3.58	-13.0	-27.97	92.00	Vertical	Horizontal	N/A
6998.400	-40.21	13.95	-13.0	-27.21	148.00	Vertical	Horizontal	Pass
18943.676	-31.33	25.07	-13.0	-18.33	14.00	Vertical	Horizontal	Pass

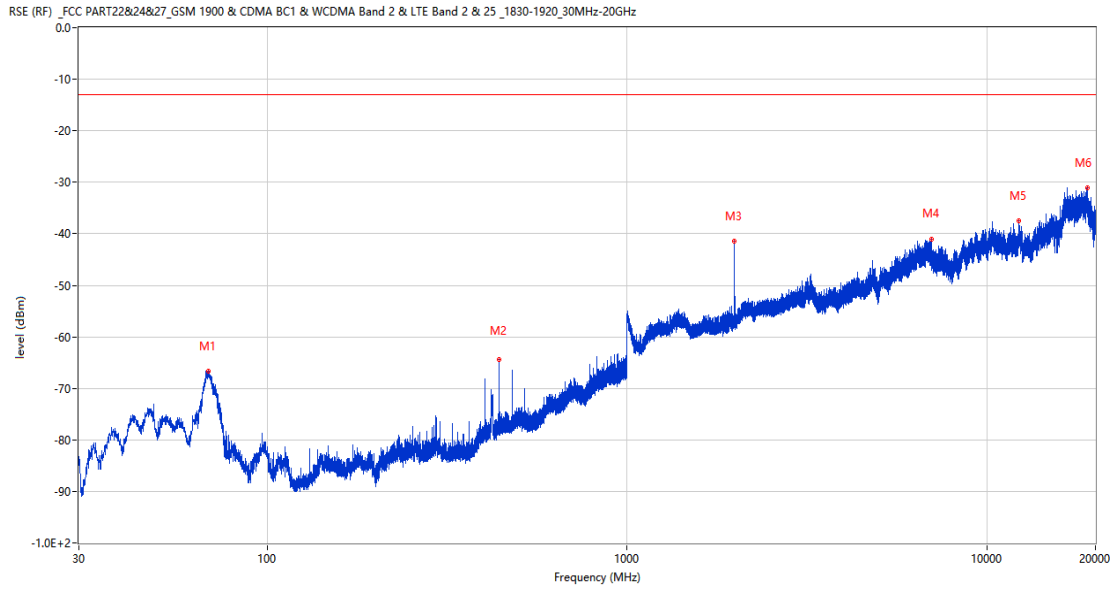
### 1.3 WCDMA Band 2 High Channel

RSE-H&H WCDMA Band 2 CH9538



Frequency (MHz)	Result (dBm)	Factor (dB)	PK Limit (dBm)	Over Limit (dB)	Table (o)	ANT	EUT	Verdict
72.632	-75.99	-17.40	-13.0	-62.99	146.00	Horizontal	Horizontal	Pass
403.207	-69.02	-9.07	-13.0	-56.02	298.00	Horizontal	Horizontal	Pass
1988.600	-28.85	-3.65	-13.0	-15.85	210.00	Horizontal	Horizontal	N/A
6751.200	-40.49	12.26	-13.0	-27.49	246.00	Horizontal	Horizontal	Pass
10317.175	-37.77	19.54	-13.0	-24.77	285.00	Horizontal	Horizontal	Pass
18934.974	-28.89	25.07	-13.0	-15.89	158.00	Horizontal	Horizontal	Pass

RSE-V&H WCDMA Band 2 CH9538

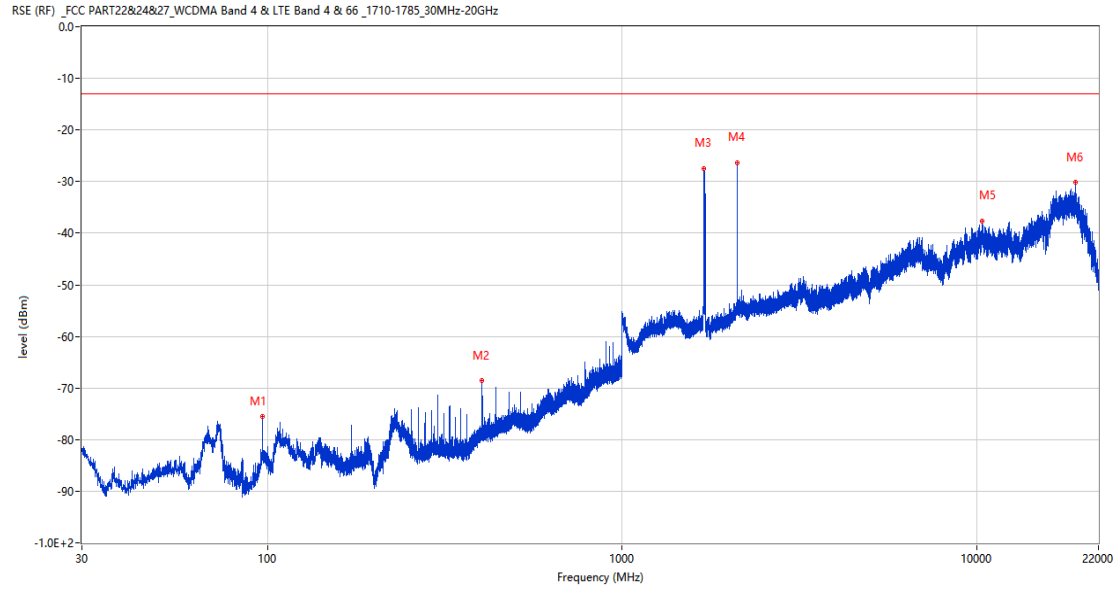


Frequency (MHz)	Result (dBm)	Factor (dB)	PK Limit (dBm)	Over Limit (dB)	Table (o)	ANT	EUT	Verdict
68.606	-66.68	-16.71	-13.0	-53.68	48.00	Vertical	Horizontal	Pass
441.620	-64.41	-8.16	-13.0	-51.41	325.00	Vertical	Horizontal	Pass
1987.200	-41.52	-3.61	-13.0	-28.52	89.00	Vertical	Horizontal	N/A
6996.400	-41.05	13.86	-13.0	-28.05	155.00	Vertical	Horizontal	Pass
12239.974	-37.49	17.84	-13.0	-24.49	60.00	Vertical	Horizontal	Pass
18963.249	-31.13	25.06	-13.0	-18.13	236.00	Vertical	Horizontal	Pass

## 2 WCDMA Band 4

### 2.1 WCDMA Band 4 Low Channel

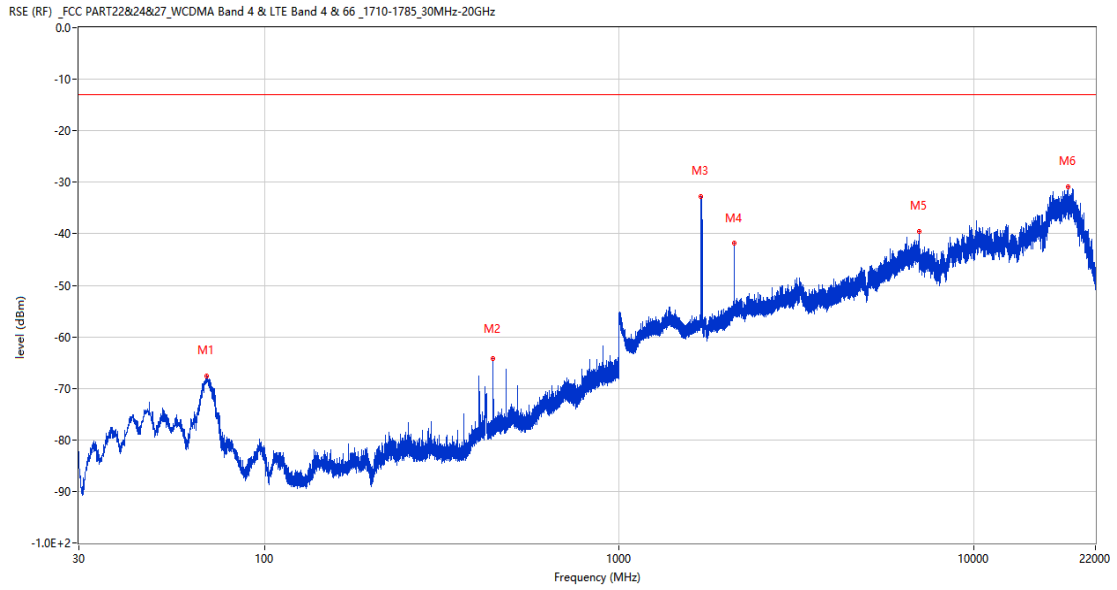
RSE-H&H WCDMA Band 4 CH1312



Frequency (MHz)	Result (dBm)	Factor (dB)	PK Limit (dBm)	Over Limit (dB)	Table (o)	ANT	EUT	Verdict
96.736	-75.59	-20.59	-13.0	-62.59	138.00	Horizontal	Horizontal	Pass
403.207	-68.50	-8.99	-13.0	-55.50	306.00	Horizontal	Horizontal	Pass
1702.900	-27.46	-2.94	-13.0	-14.46	138.00	Horizontal	Horizontal	N/A
2112.600	-26.37	-0.91	-13.0	-13.37	221.00	Horizontal	Horizontal	N/A
10332.412	-37.64	19.38	-13.0	-24.64	360.00	Horizontal	Horizontal	Pass
18926.688	-30.15	25.08	-13.0	-17.15	360.00	Horizontal	Horizontal	Pass



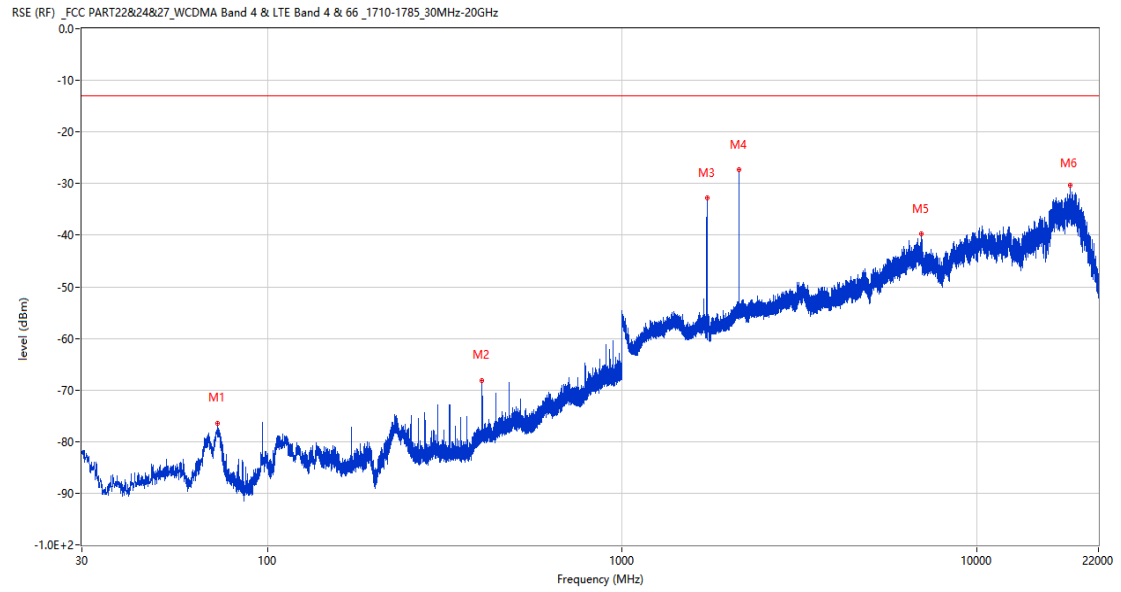
RSE-V&H WCDMA Band 4 CH1312



Frequency (MHz)	Result (dBm)	Factor (dB)	PK Limit (dBm)	Over Limit (dB)	Table (o)	ANT	EUT	Verdict
68.606	-67.52	-16.76	-13.0	-54.52	49.00	Vertical	Horizontal	Pass
441.620	-64.28	-8.07	-13.0	-51.28	323.00	Vertical	Horizontal	Pass
1703.300	-32.73	-2.94	-13.0	-19.73	291.00	Vertical	Horizontal	N/A
2112.100	-41.89	-0.87	-13.0	-28.89	71.00	Vertical	Horizontal	N/A
6999.800	-39.50	13.91	-13.0	-26.50	359.00	Vertical	Horizontal	Pass
18379.088	-30.95	25.38	-13.0	-17.95	260.00	Vertical	Horizontal	Pass

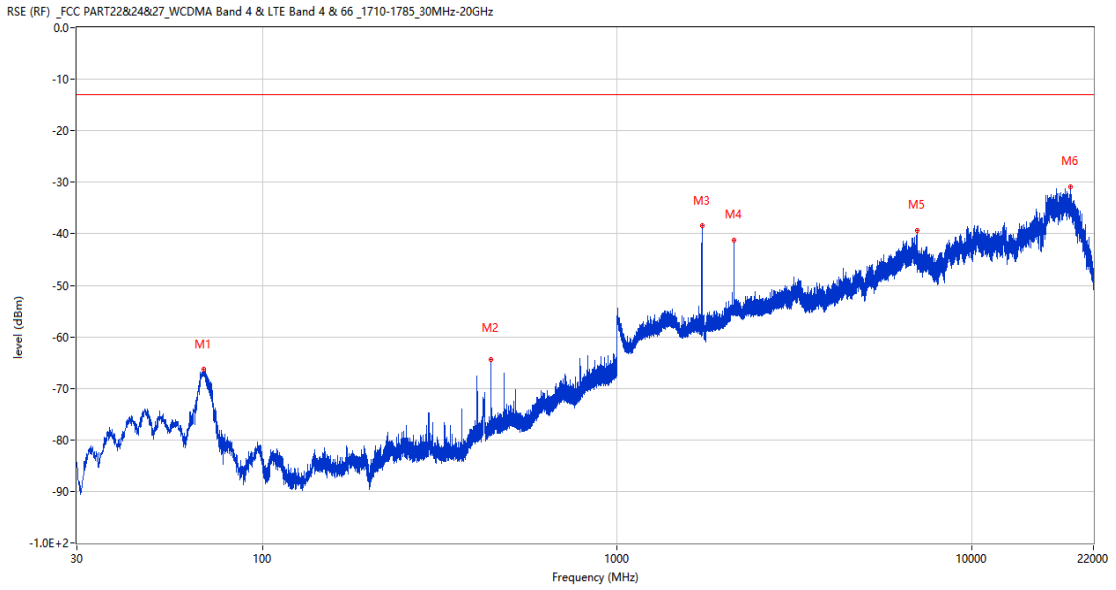
## 2.2 WCDMA Band 4 Middle Channel

RSE-H&H WCDMA Band 4 CH1412



Frequency (MHz)	Result (dBm)	Factor (dB)	PK Limit (dBm)	Over Limit (dB)	Table (o)	ANT	EUT	Verdict
72.340	-76.38	-17.40	-13.0	-63.38	122.00	Horizontal	Horizontal	Pass
403.207	-68.18	-8.99	-13.0	-55.18	309.00	Horizontal	Horizontal	Pass
1734.000	-32.83	-3.35	-13.0	-19.83	140.00	Horizontal	Horizontal	N/A
2132.700	-27.39	-1.19	-13.0	-14.39	212.00	Horizontal	Horizontal	N/A
6984.400	-39.82	13.61	-13.0	-26.82	109.00	Horizontal	Horizontal	Pass
18345.325	-30.30	25.40	-13.0	-17.30	13.00	Horizontal	Horizontal	Pass

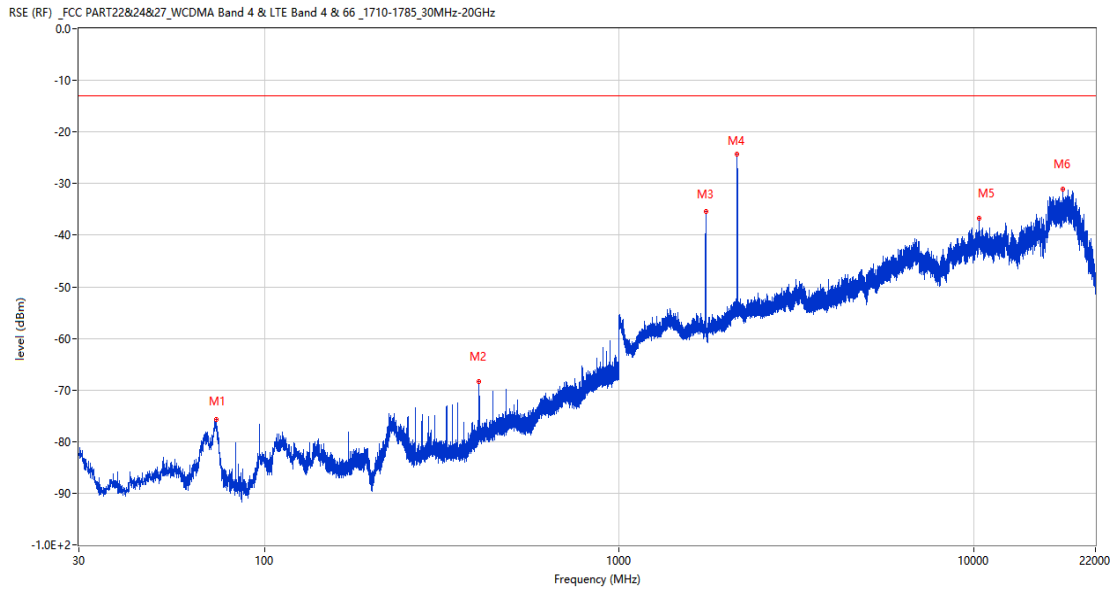
RSE-V&H WCDMA Band 4 CH1412



Frequency (MHz)	Result (dBm)	Factor (dB)	PK Limit (dBm)	Over Limit (dB)	Table (o)	ANT	EUT	Verdict
68.218	-66.37	-16.78	-13.0	-53.37	73.00	Vertical	Horizontal	Pass
441.620	-64.38	-8.07	-13.0	-51.38	331.00	Vertical	Horizontal	Pass
1733.900	-38.43	-3.35	-13.0	-25.43	283.00	Vertical	Horizontal	N/A
2132.700	-41.23	-1.19	-13.0	-28.23	224.00	Vertical	Horizontal	N/A
6997.000	-39.42	13.91	-13.0	-26.42	324.00	Vertical	Horizontal	Pass
18951.662	-30.83	25.06	-13.0	-17.83	51.00	Vertical	Horizontal	Pass

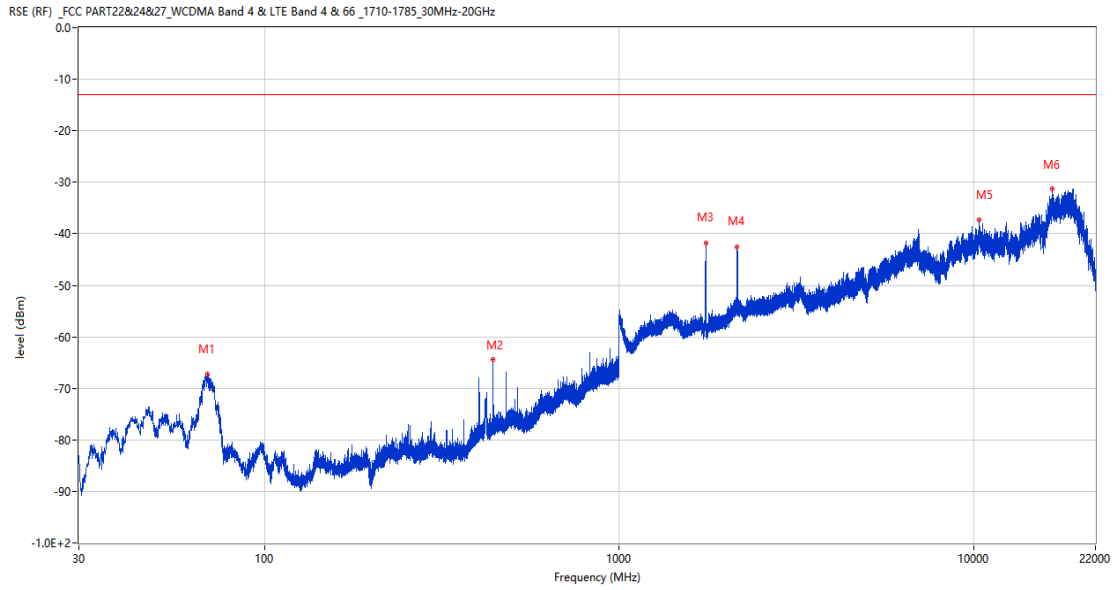
## 2.3 WCDMA Band 4 High Channel

RSE-H&H WCDMA Band 4 CH1513



Frequency (MHz)	Result (dBm)	Factor (dB)	PK Limit (dBm)	Over Limit (dB)	Table (o)	ANT	EUT	Verdict
73.020	-75.73	-17.55	-13.0	-62.73	309.00	Horizontal	Horizontal	Pass
403.207	-68.41	-8.99	-13.0	-55.41	315.00	Horizontal	Horizontal	Pass
1753.800	-35.37	-3.57	-13.0	-22.37	142.00	Horizontal	Horizontal	N/A
2151.600	-24.37	-0.99	-13.0	-11.37	225.00	Horizontal	Horizontal	N/A
10336.725	-36.77	19.32	-13.0	-23.77	203.00	Horizontal	Horizontal	Pass
17782.462	-31.13	25.22	-13.0	-18.13	346.00	Horizontal	Horizontal	Pass

RSE-V&H WCDMA Band 4 CH1513

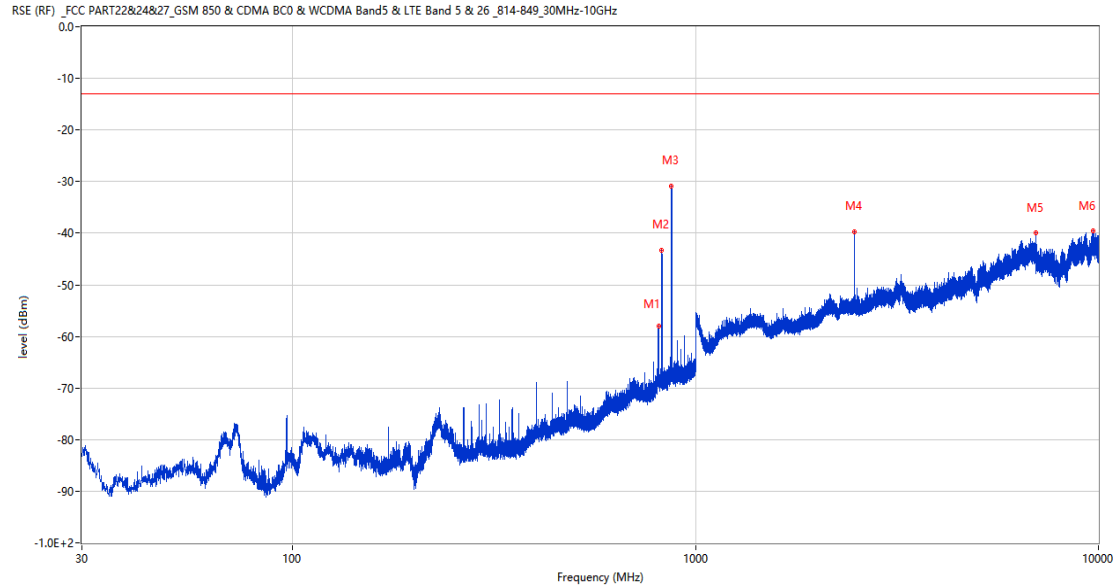


Frequency (MHz)	Result (dBm)	Factor (dB)	PK Limit (dBm)	Over Limit (dB)	Table (o)	ANT	EUT	Verdict
69.237	-67.32	-16.73	-13.0	-54.32	30.00	Vertical	Horizontal	Pass
441.620	-64.31	-8.07	-13.0	-51.31	342.00	Vertical	Horizontal	Pass
1753.700	-41.72	-3.57	-13.0	-28.72	108.00	Vertical	Horizontal	N/A
2152.000	-42.52	-1.00	-13.0	-29.52	64.00	Vertical	Horizontal	N/A
10353.401	-37.33	19.21	-13.0	-24.33	309.00	Vertical	Horizontal	Pass
16668.300	-31.35	26.39	-13.0	-18.35	142.00	Vertical	Horizontal	Pass

### 3 WCDMA Band 5

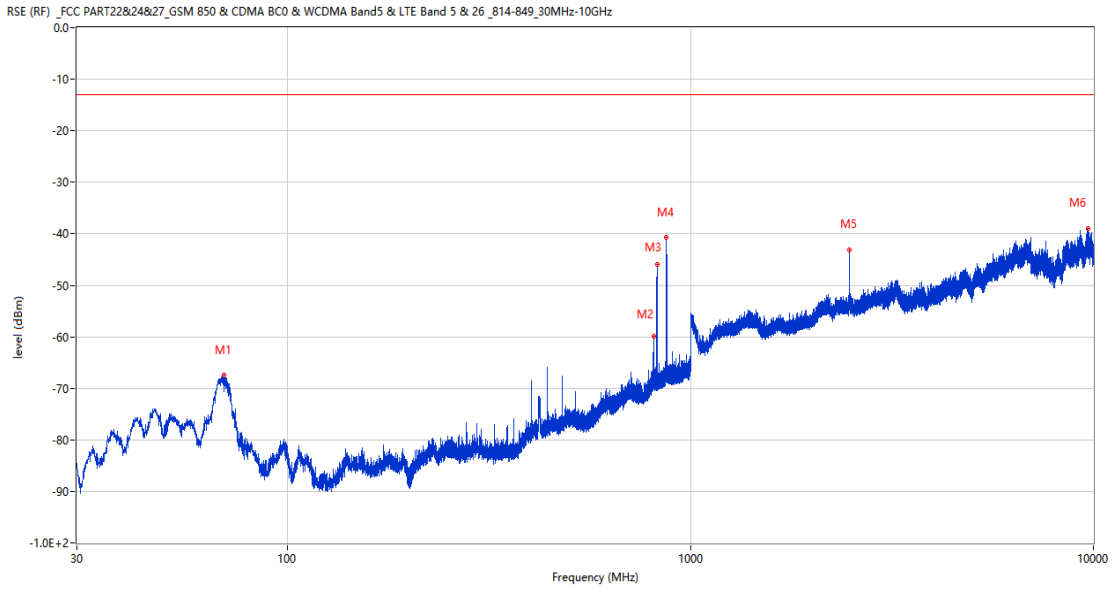
#### 3.1 WCDMA Band 5 Low Channel

RSE-H&H WCDMA Band 5 CH4132



Frequency (MHz)	Result (dBm)	Factor (dB)	PK Limit (dBm)	Over Limit (dB)	Table (o)	ANT	EUT	Verdict
809.201	-58.08	1.49	-13.0	-45.08	42.00	Horizontal	Horizontal	N/A
825.060	-43.27	2.03	-13.0	-30.27	214.00	Horizontal	Horizontal	N/A
872.300	-30.84	2.43	-13.0	-17.84	156.00	Horizontal	Horizontal	N/A
2483.000	-39.72	-0.14	-13.0	-26.72	155.00	Horizontal	Horizontal	Pass
6996.200	-40.00	13.84	-13.0	-27.00	111.00	Horizontal	Horizontal	Pass
9700.600	-39.57	18.81	-13.0	-26.57	32.00	Horizontal	Horizontal	Pass

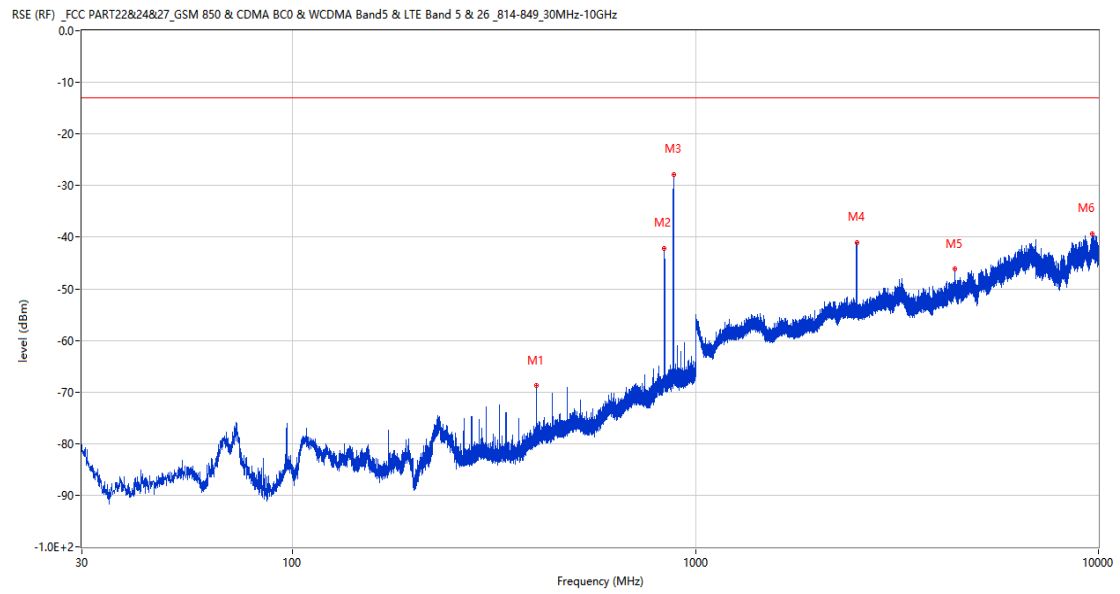
RSE-V&H WCDMA Band 5 CH4132



Frequency (MHz)	Result (dBm)	Factor (dB)	PK Limit (dBm)	Over Limit (dB)	Table (o)	ANT	EUT	Verdict
69.673	-67.49	-16.65	-13.0	-54.49	30.00	Vertical	Horizontal	Pass
809.346	-59.87	1.50	-13.0	-46.87	246.00	Vertical	Horizontal	N/A
827.873	-45.98	2.06	-13.0	-32.98	123.00	Vertical	Horizontal	N/A
872.009	-40.73	2.41	-13.0	-27.73	276.00	Vertical	Horizontal	N/A
2481.700	-43.14	-0.12	-13.0	-30.14	234.00	Vertical	Horizontal	Pass
9682.750	-39.04	19.04	-13.0	-26.04	360.00	Vertical	Horizontal	Pass

### 3.2 WCDMA Band 5 Middle Channel

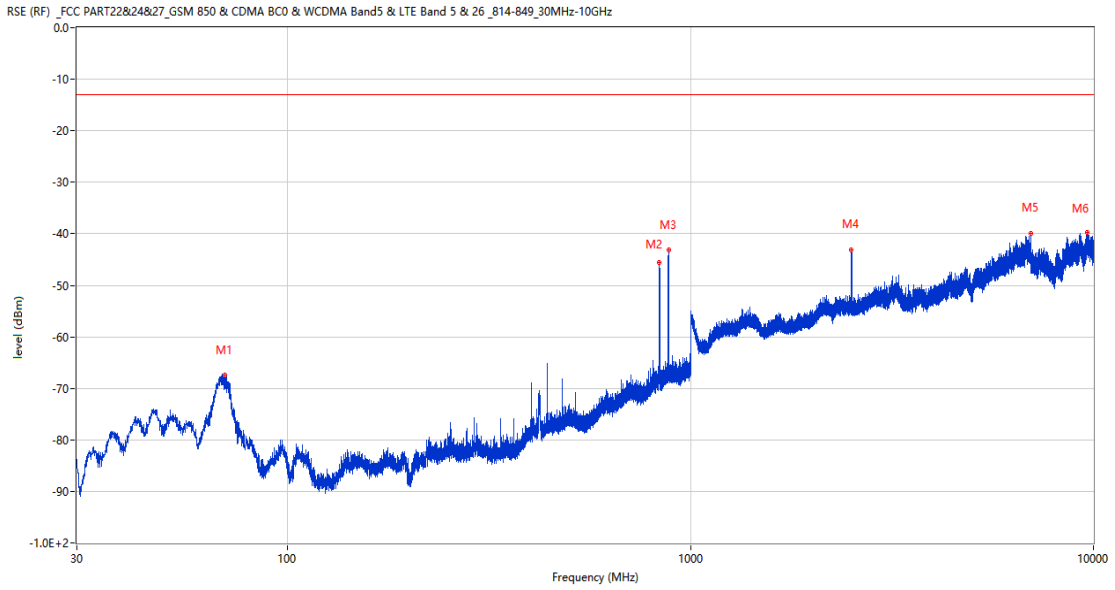
RSE-H&H WCDMA Band 5 CH4182



Frequency (MHz)	Result (dBm)	Factor (dB)	PK Limit (dBm)	Over Limit (dB)	Table (o)	ANT	EUT	Verdict
403.207	-68.83	-8.97	-13.0	-55.83	309.00	Horizontal	Horizontal	Pass
837.670	-42.17	2.20	-13.0	-29.17	59.00	Horizontal	Horizontal	N/A
881.951	-27.83	2.77	-13.0	-14.83	167.00	Horizontal	Horizontal	N/A
2511.600	-40.97	-0.09	-13.0	-27.97	148.00	Horizontal	Horizontal	Pass
4406.000	-46.18	5.99	-13.0	-33.18	236.00	Horizontal	Horizontal	Pass
9658.000	-39.31	18.41	-13.0	-26.31	162.00	Horizontal	Horizontal	Pass



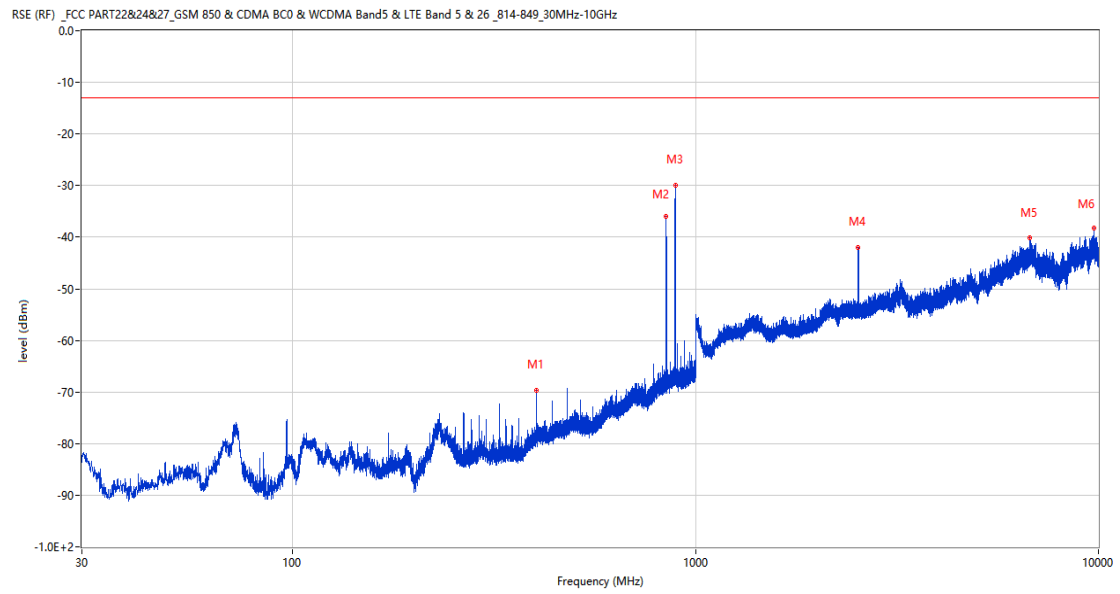
RSE-V&H WCDMA Band 5 CH4182



Frequency (MHz)	Result (dBm)	Factor (dB)	PK Limit (dBm)	Over Limit (dB)	Table (o)	ANT	EUT	Verdict
69.721	-67.45	-16.65	-13.0	-54.45	6.00	Vertical	Horizontal	Pass
837.816	-45.59	2.20	-13.0	-32.59	118.00	Vertical	Horizontal	N/A
882.145	-43.13	2.78	-13.0	-30.13	279.00	Vertical	Horizontal	N/A
2505.900	-43.12	-0.06	-13.0	-30.12	233.00	Vertical	Horizontal	Pass
6993.800	-39.90	13.90	-13.0	-26.90	78.00	Vertical	Horizontal	Pass
9658.450	-39.74	18.42	-13.0	-26.74	200.00	Vertical	Horizontal	Pass

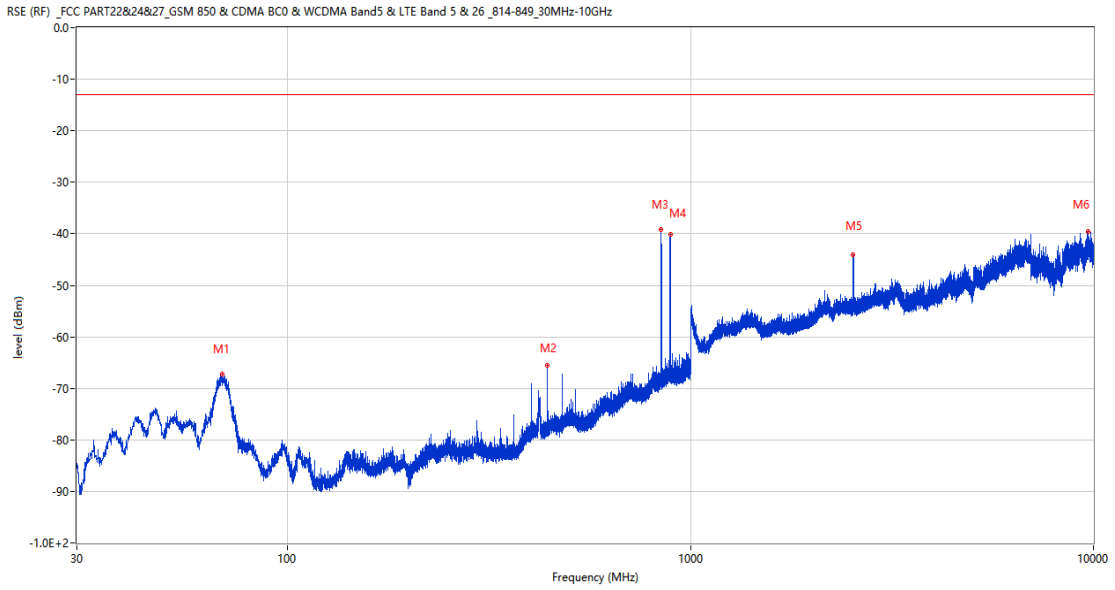
### 3.3 WCDMA Band 5 High Channel

RSE-H&H WCDMA Band 5 CH4233



Frequency (MHz)	Result (dBm)	Factor (dB)	PK Limit (dBm)	Over Limit (dB)	Table (o)	ANT	EUT	Verdict
403.207	-69.68	-8.97	-13.0	-56.68	327.00	Horizontal	Horizontal	Pass
846.401	-35.89	2.27	-13.0	-22.89	71.00	Horizontal	Horizontal	N/A
892.670	-29.93	2.52	-13.0	-16.93	167.00	Horizontal	Horizontal	N/A
2536.600	-41.91	-0.61	-13.0	-28.91	143.00	Horizontal	Horizontal	Pass
6763.400	-40.18	12.33	-13.0	-27.18	0.00	Horizontal	Horizontal	Pass
9768.700	-38.28	18.50	-13.0	-25.28	103.00	Horizontal	Horizontal	Pass

RSE-V&H WCDMA Band 5 CH4233



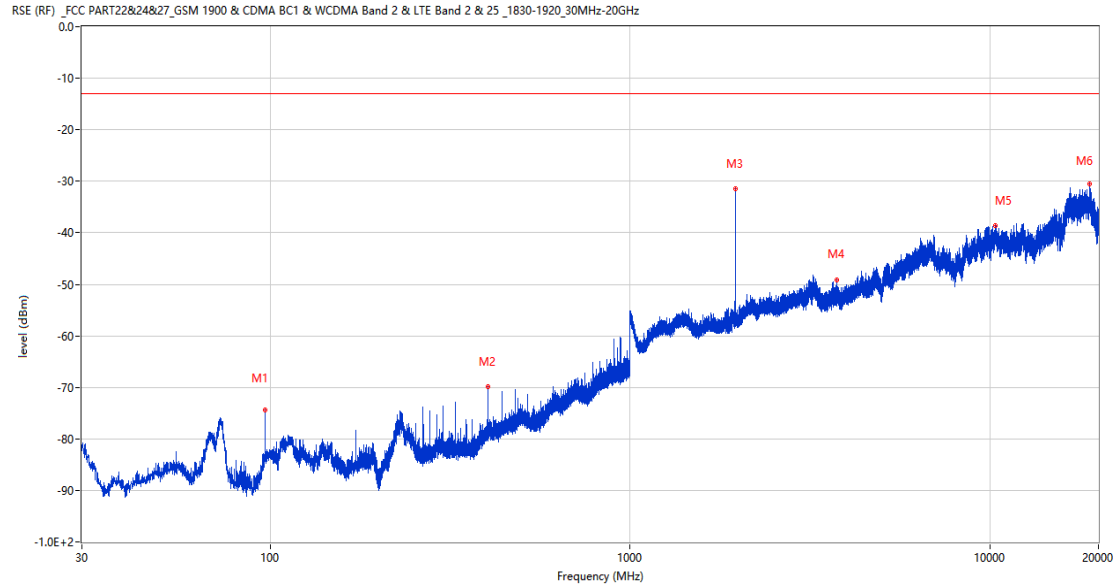
Frequency (MHz)	Result (dBm)	Factor (dB)	PK Limit (dBm)	Over Limit (dB)	Table (o)	ANT	EUT	Verdict
68.897	-67.27	-16.69	-13.0	-54.27	29.00	Vertical	Horizontal	Pass
441.571	-65.49	-8.17	-13.0	-52.49	340.00	Vertical	Horizontal	Pass
846.352	-39.26	2.27	-13.0	-26.26	285.00	Vertical	Horizontal	N/A
891.166	-40.20	2.47	-13.0	-27.20	188.00	Vertical	Horizontal	N/A
2536.400	-44.09	-0.61	-13.0	-31.09	233.00	Vertical	Horizontal	Pass
9678.099	-39.48	19.02	-13.0	-26.48	353.00	Vertical	Horizontal	Pass

# LTE

## 4 LTE Band 2

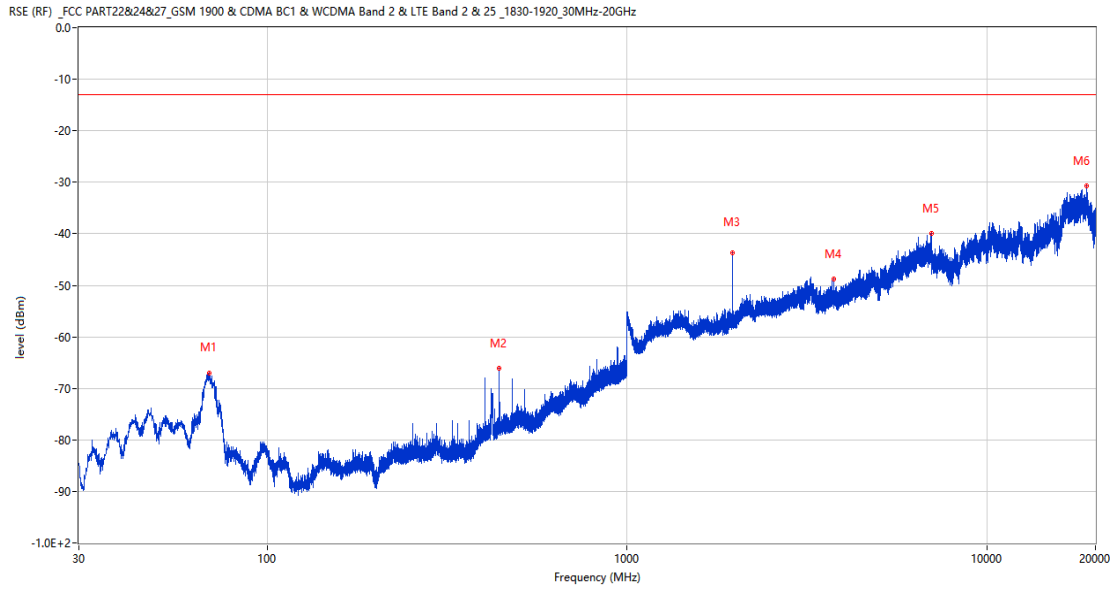
### 4.1 LTE Band 2 BW1.4, Middle Channel

RSE-H&H LTE Band 2 BW1.4 CH18900



Frequency (MHz)	Result (dBm)	Factor (dB)	PK Limit (dBm)	Over Limit (dB)	Table (o)	ANT	EUT	Verdict
96.785	-74.34	-20.55	-13.0	-61.34	128.00	Horizontal	Horizontal	Pass
403.207	-69.94	-9.07	-13.0	-56.94	292.00	Horizontal	Horizontal	Pass
1960.500	-31.46	-3.61	-13.0	-18.46	216.00	Horizontal	Horizontal	N/A
3753.000	-49.19	4.19	-13.0	-36.19	245.00	Horizontal	Horizontal	Pass
10351.388	-38.61	19.26	-13.0	-25.61	19.00	Horizontal	Horizontal	Pass
18940.412	-30.52	25.07	-13.0	-17.52	231.00	Horizontal	Horizontal	Pass

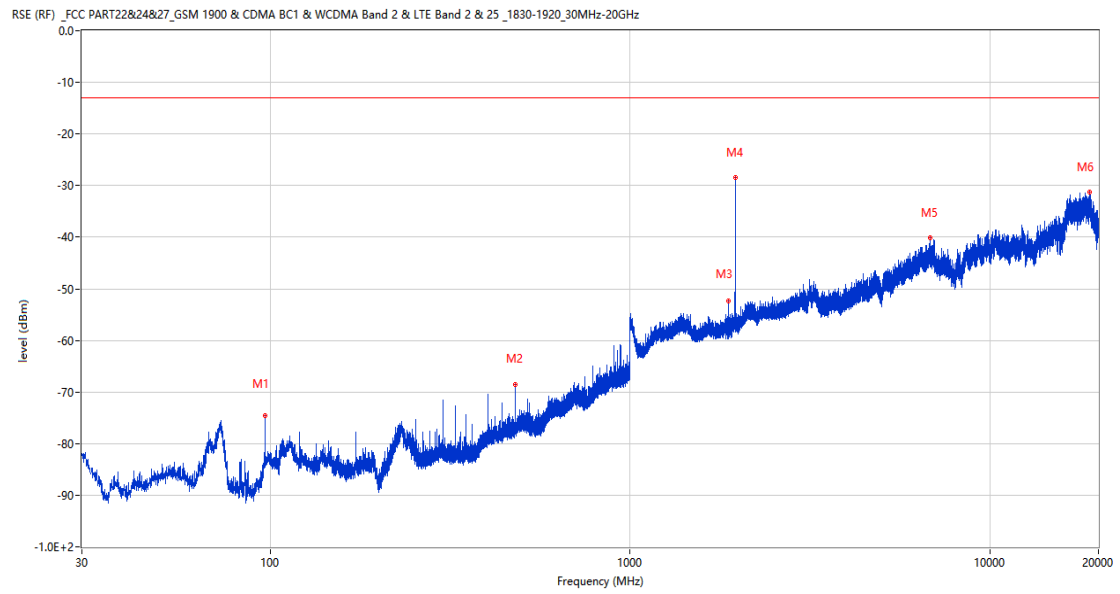
RSE-V&H LTE Band 2 BW1.4 CH18900



Frequency (MHz)	Result (dBm)	Factor (dB)	PK Limit (dBm)	Over Limit (dB)	Table (o)	ANT	EUT	Verdict
69.140	-67.04	-16.71	-13.0	-54.04	17.00	Vertical	Horizontal	Pass
441.571	-66.15	-8.16	-13.0	-53.15	338.00	Vertical	Horizontal	Pass
1960.200	-43.75	-3.60	-13.0	-30.75	108.00	Vertical	Horizontal	N/A
3758.000	-48.72	4.35	-13.0	-35.72	182.00	Vertical	Horizontal	Pass
6995.400	-39.95	13.80	-13.0	-26.95	128.00	Vertical	Horizontal	Pass
18926.275	-30.64	25.08	-13.0	-17.64	142.00	Vertical	Horizontal	Pass

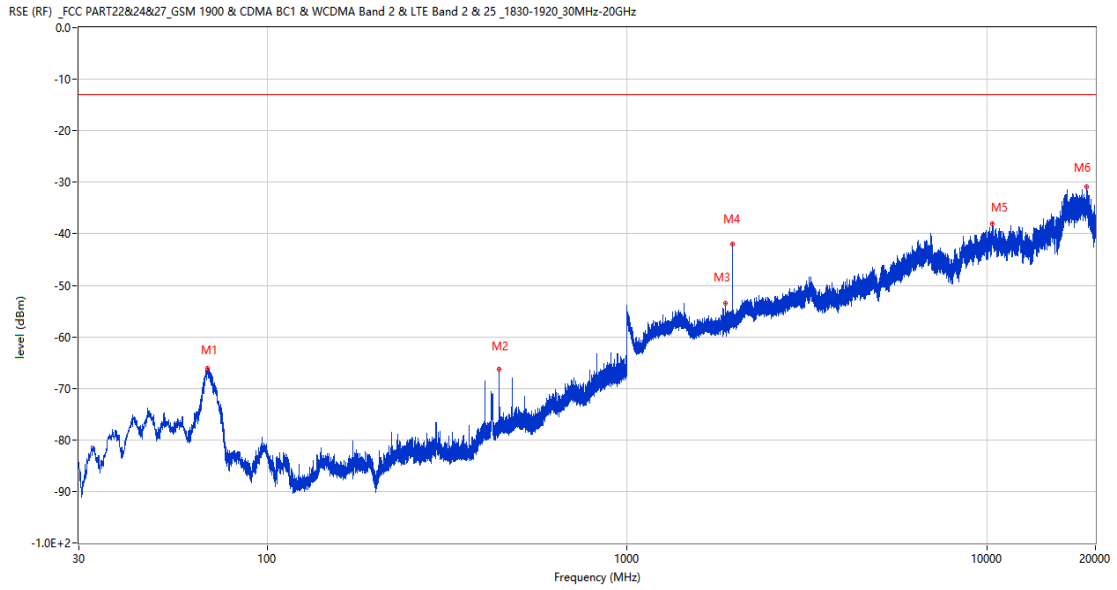
## 4.2 LTE Band 2 BW3, Middle Channel

RSE-H&H LTE Band 2 BW3 CH18900



Frequency (MHz)	Result (dBm)	Factor (dB)	PK Limit (dBm)	Over Limit (dB)	Table (o)	ANT	EUT	Verdict
96.785	-74.48	-20.55	-13.0	-61.48	132.00	Horizontal	Horizontal	Pass
480.031	-68.46	-7.35	-13.0	-55.46	160.00	Horizontal	Horizontal	Pass
1878.700	-52.30	-2.61	-13.0	-39.30	263.00	Horizontal	Horizontal	N/A
1960.900	-28.48	-3.62	-13.0	-15.48	210.00	Horizontal	Horizontal	N/A
6802.200	-40.03	13.12	-13.0	-27.03	226.00	Horizontal	Horizontal	Pass
18933.162	-31.22	25.07	-13.0	-18.22	307.00	Horizontal	Horizontal	Pass

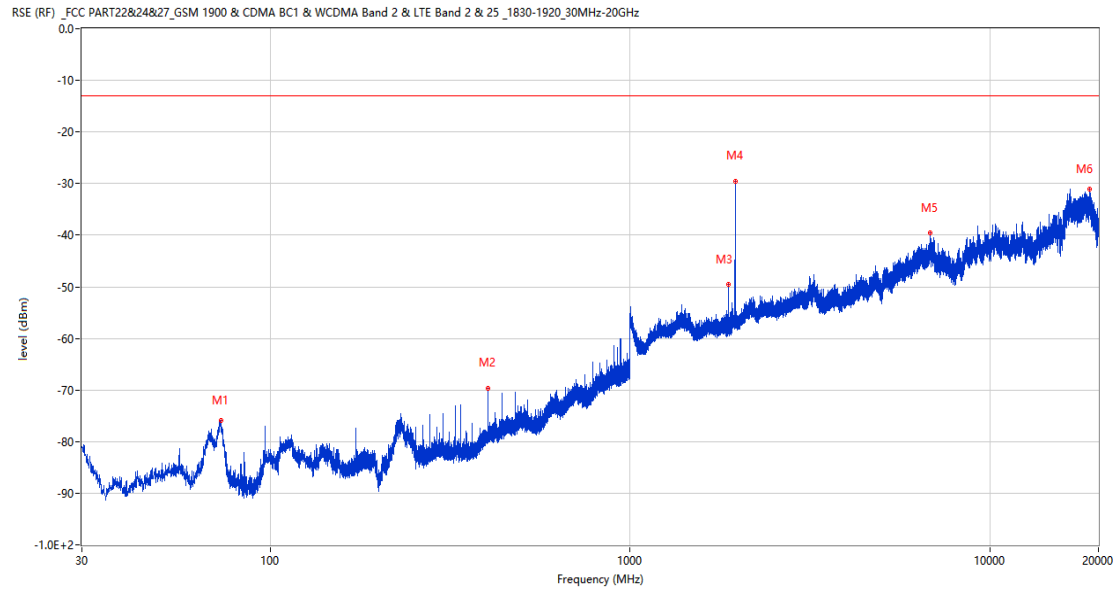
RSE-V&H LTE Band 2 BW3 CH18900



Frequency (MHz)	Result (dBm)	Factor (dB)	PK Limit (dBm)	Over Limit (dB)	Table (o)	ANT	EUT	Verdict
68.364	-66.06	-16.71	-13.0	-53.06	67.00	Vertical	Horizontal	Pass
441.620	-66.35	-8.16	-13.0	-53.35	318.00	Vertical	Horizontal	Pass
1879.300	-53.58	-2.60	-13.0	-40.58	337.00	Vertical	Horizontal	N/A
1960.600	-42.02	-3.61	-13.0	-29.02	321.00	Vertical	Horizontal	N/A
10328.674	-38.12	19.44	-13.0	-25.12	326.00	Vertical	Horizontal	Pass
18948.387	-30.87	25.06	-13.0	-17.87	347.00	Vertical	Horizontal	Pass

### 4.3 LTE Band 2 BW5, Middle Channel

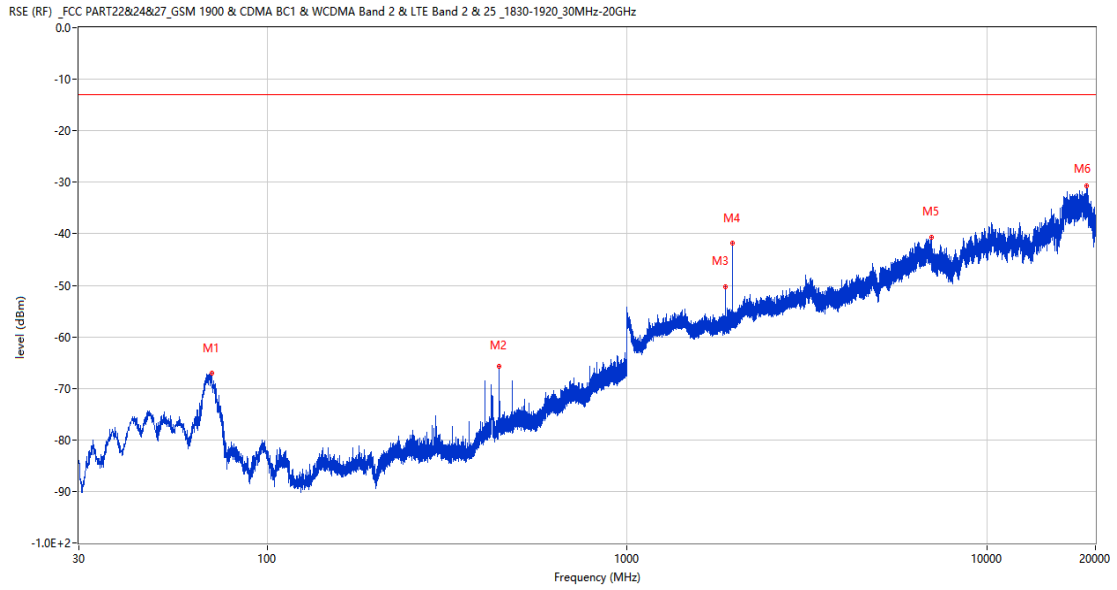
RSE-H&H LTE Band 2 BW5 CH18900



Frequency (MHz)	Result (dBm)	Factor (dB)	PK Limit (dBm)	Over Limit (dB)	Table (o)	ANT	EUT	Verdict
72.874	-75.96	-17.45	-13.0	-62.96	114.00	Horizontal	Horizontal	Pass
403.159	-69.65	-9.07	-13.0	-56.65	308.00	Horizontal	Horizontal	Pass
1878.100	-49.55	-2.61	-13.0	-36.55	120.00	Horizontal	Horizontal	N/A
1959.300	-29.65	-3.59	-13.0	-16.65	216.00	Horizontal	Horizontal	N/A
6804.600	-39.57	13.12	-13.0	-26.57	346.00	Horizontal	Horizontal	Pass
18921.927	-31.07	25.08	-13.0	-18.07	277.00	Horizontal	Horizontal	Pass



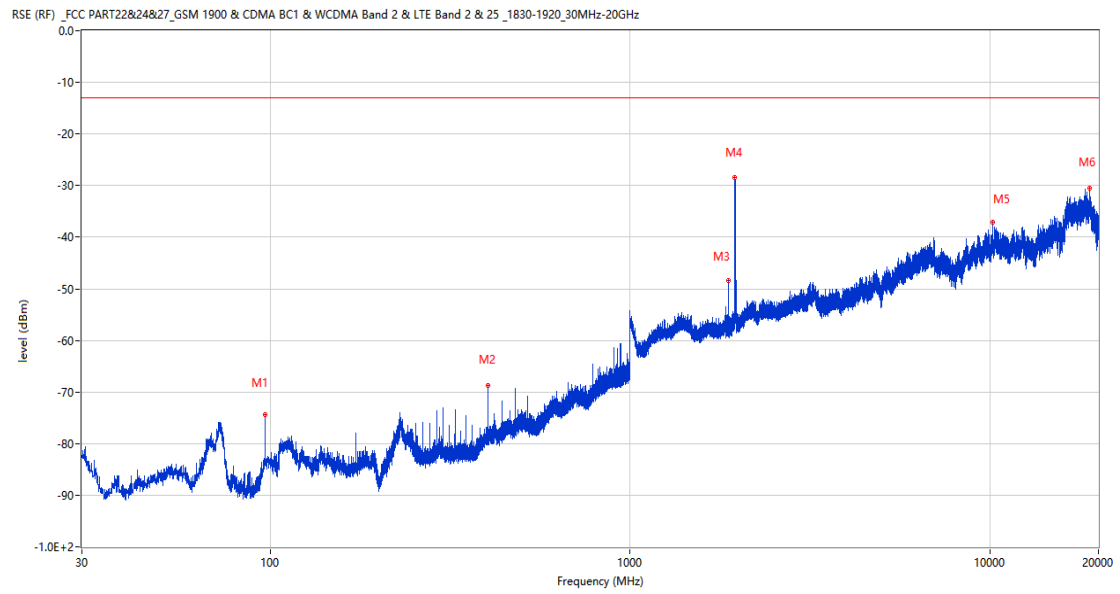
RSE-V&H LTE Band 2 BW5 CH18900



Frequency (MHz)	Result (dBm)	Factor (dB)	PK Limit (dBm)	Over Limit (dB)	Table (o)	ANT	EUT	Verdict
70.352	-67.06	-16.80	-13.0	-54.06	8.00	Vertical	Horizontal	Pass
441.620	-65.66	-8.16	-13.0	-52.66	335.00	Vertical	Horizontal	Pass
1878.100	-50.27	-2.61	-13.0	-37.27	348.00	Vertical	Horizontal	N/A
1958.600	-41.88	-3.64	-13.0	-28.88	107.00	Vertical	Horizontal	N/A
6998.600	-40.74	13.94	-13.0	-27.74	312.00	Vertical	Horizontal	Pass
18912.864	-30.76	25.08	-13.0	-17.76	175.00	Vertical	Horizontal	Pass

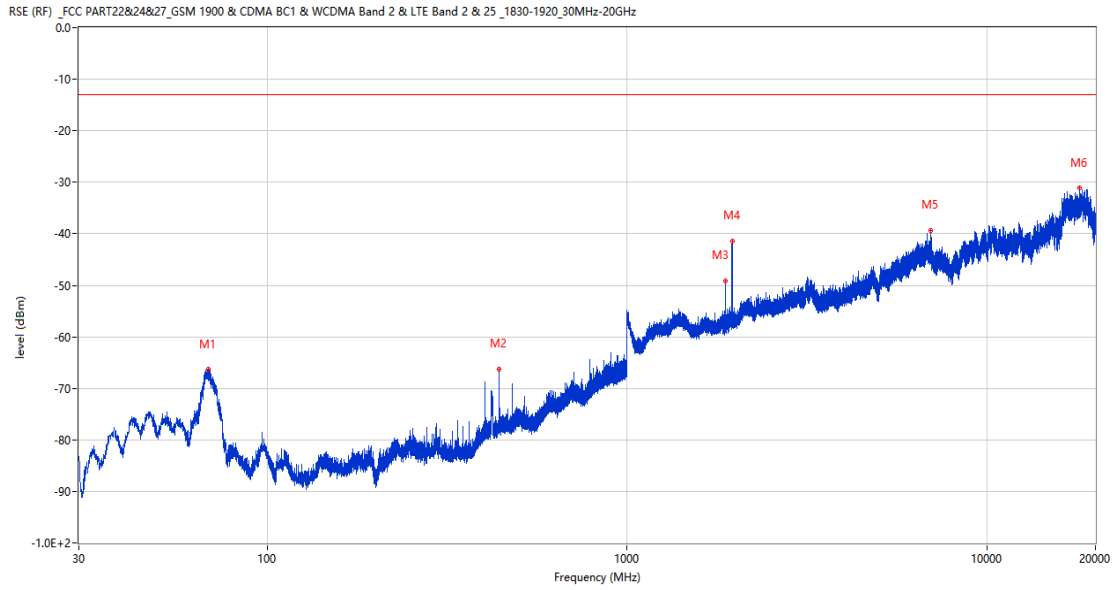
#### 4.4 LTE Band 2 BW10, Middle Channel

RSE-H&H LTE Band 2 BW10 CH18900



Frequency (MHz)	Result (dBm)	Factor (dB)	PK Limit (dBm)	Over Limit (dB)	Table (o)	ANT	EUT	Verdict
96.736	-74.36	-20.54	-13.0	-61.36	125.00	Horizontal	Horizontal	Pass
403.207	-68.69	-9.07	-13.0	-55.69	321.00	Horizontal	Horizontal	Pass
1875.700	-48.37	-2.64	-13.0	-35.37	114.00	Horizontal	Horizontal	N/A
1956.800	-28.46	-3.77	-13.0	-15.46	203.00	Horizontal	Horizontal	N/A
10163.075	-37.12	18.60	-13.0	-24.12	15.00	Horizontal	Horizontal	Pass
18936.787	-30.47	25.07	-13.0	-17.47	90.00	Horizontal	Horizontal	Pass

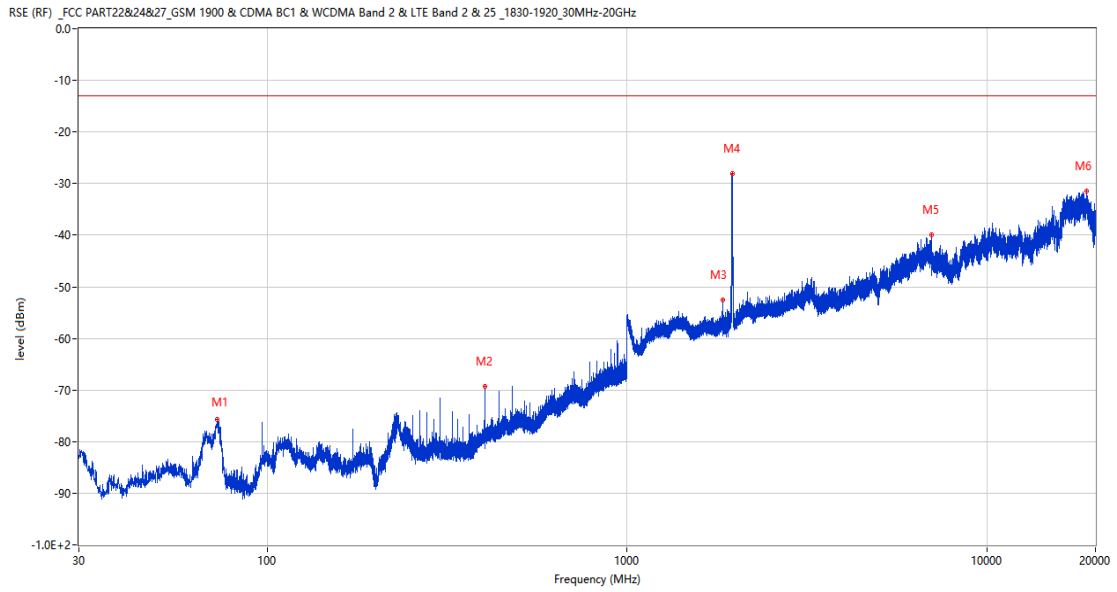
RSE-V&H LTE Band 2 BW10 CH18900



Frequency (MHz)	Result (dBm)	Factor (dB)	PK Limit (dBm)	Over Limit (dB)	Table (o)	ANT	EUT	Verdict
68.655	-66.33	-16.71	-13.0	-53.33	18.00	Vertical	Horizontal	Pass
441.620	-66.30	-8.16	-13.0	-53.30	322.00	Vertical	Horizontal	Pass
1875.800	-49.16	-2.64	-13.0	-36.16	18.00	Vertical	Horizontal	N/A
1963.500	-41.40	-3.71	-13.0	-28.40	97.00	Vertical	Horizontal	N/A
6982.200	-39.36	13.53	-13.0	-26.36	61.00	Vertical	Horizontal	Pass
18085.636	-31.11	25.54	-13.0	-18.11	278.00	Vertical	Horizontal	Pass

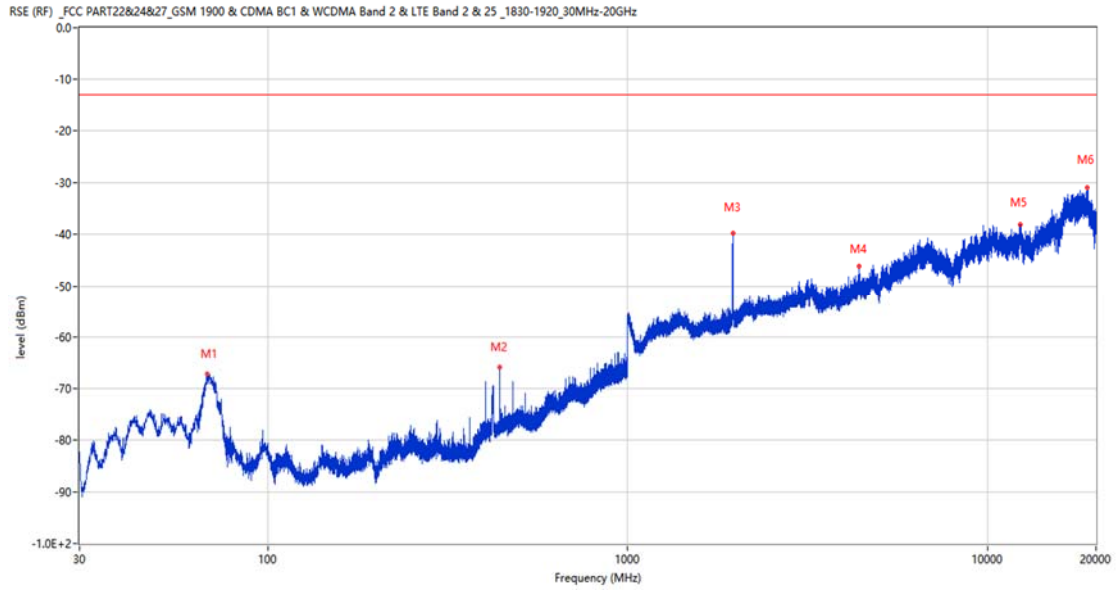
## 4.5 LTE Band 2 BW15, Middle Channel

RSE-H&H LTE Band 2 BW15 CH18900



Frequency (MHz)	Result (dBm)	Factor (dB)	PK Limit (dBm)	Over Limit (dB)	Table (o)	ANT	EUT	Verdict
72.777	-75.76	-17.43	-13.0	-62.76	109.00	Horizontal	Horizontal	Pass
403.207	-69.34	-9.07	-13.0	-56.34	316.00	Horizontal	Horizontal	Pass
1841.400	-52.53	-2.93	-13.0	-39.53	157.00	Horizontal	Horizontal	N/A
1959.100	-28.07	-3.60	-13.0	-15.07	215.00	Horizontal	Horizontal	N/A
6995.800	-39.91	13.81	-13.0	-26.91	124.00	Horizontal	Horizontal	Pass
18894.375	-31.38	25.09	-13.0	-18.38	44.00	Horizontal	Horizontal	Pass

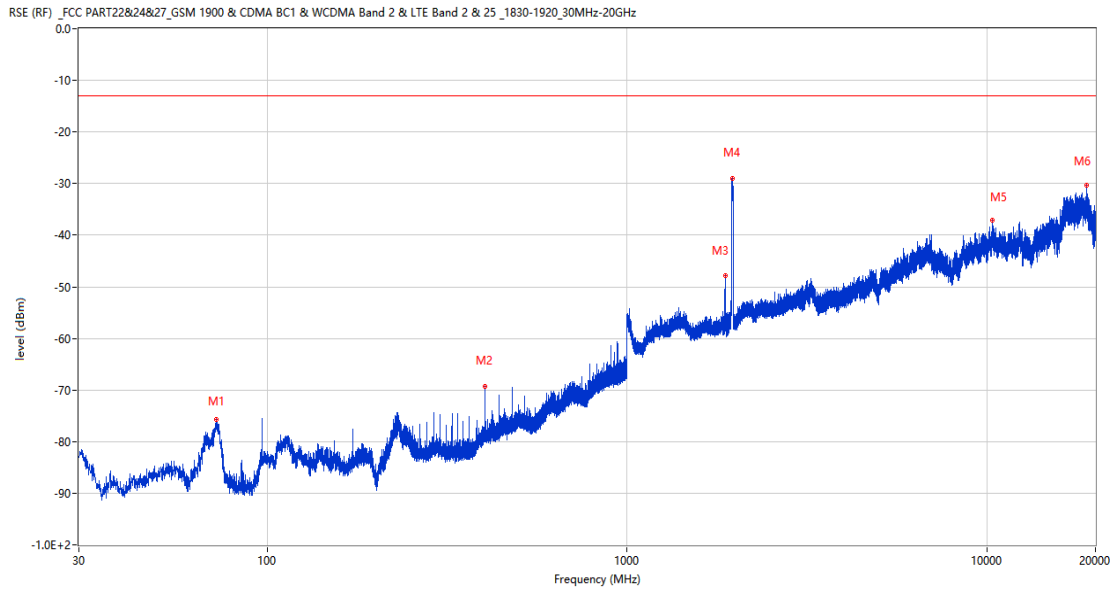
RSE-V&H LTE Band 2 BW15 CH18900



Frequency (MHz)	Result (dBm)	Factor (dB)	PK Limit (dBm)	Over Limit (dB)	Table (o)	ANT	EUT	Verdict
67.976	-67.23	-16.73	-13.0	-54.23	42.00	Vertical	Horizontal	Pass
441.620	-65.88	-8.16	-13.0	-52.88	337.00	Vertical	Horizontal	Pass
1961.600	-39.78	-3.65	-13.0	-26.78	108.00	Vertical	Horizontal	N/A
4397.600	-46.19	6.10	-13.0	-33.19	0.00	Vertical	Horizontal	Pass
12334.850	-38.01	17.66	-13.0	-25.01	7.00	Vertical	Horizontal	Pass
18927.364	-30.87	25.08	-13.0	-17.87	75.00	Vertical	Horizontal	Pass

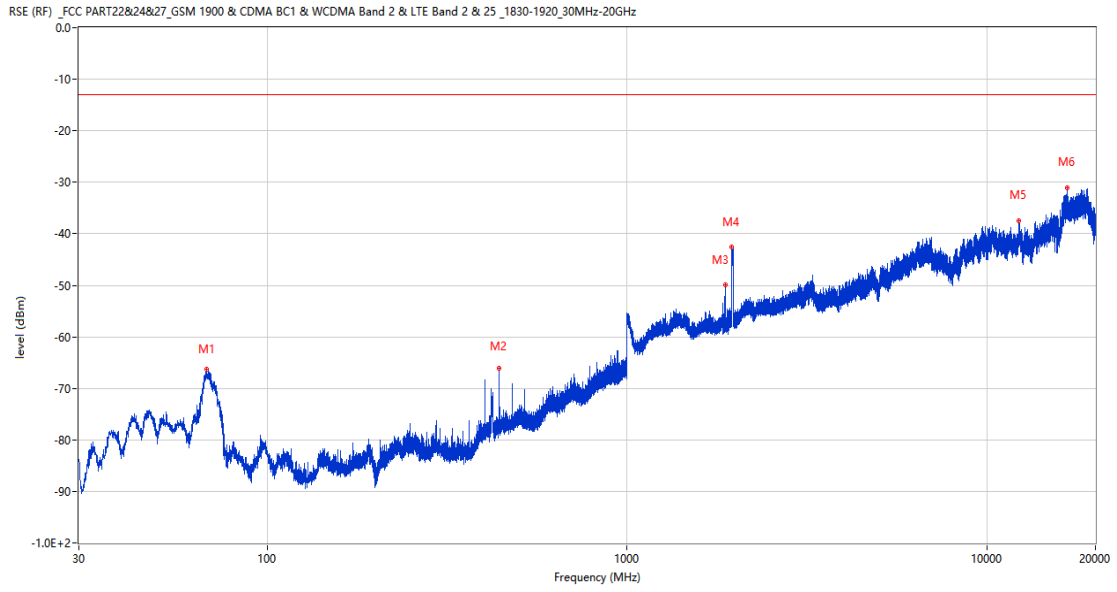
## 4.6 LTE Band 2 BW20, Middle Channel

RSE-H&H LTE Band 2 BW20 CH18900



Frequency (MHz)	Result (dBm)	Factor (dB)	PK Limit (dBm)	Over Limit (dB)	Table (o)	ANT	EUT	Verdict
72.438	-75.70	-17.35	-13.0	-62.70	127.00	Horizontal	Horizontal	Pass
403.207	-69.28	-9.07	-13.0	-56.28	306.00	Horizontal	Horizontal	Pass
1871.300	-47.77	-2.68	-13.0	-34.77	116.00	Horizontal	Horizontal	N/A
1957.200	-28.99	-3.75	-13.0	-15.99	210.00	Horizontal	Horizontal	N/A
10332.701	-37.03	19.38	-13.0	-24.03	52.00	Horizontal	Horizontal	Pass
18938.239	-30.36	25.07	-13.0	-17.36	49.00	Horizontal	Horizontal	Pass

RSE-V&H LTE Band 2 BW20 CH18900

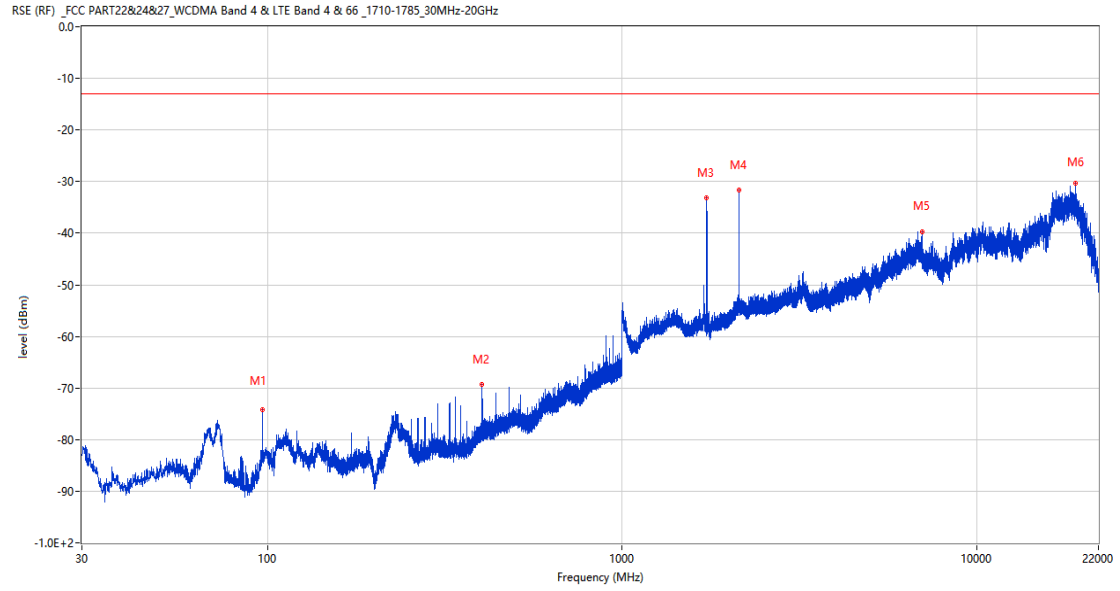


Frequency (MHz)	Result (dBm)	Factor (dB)	PK Limit (dBm)	Over Limit (dB)	Table (o)	ANT	EUT	Verdict
67.830	-66.23	-16.77	-13.0	-53.23	57.00	Vertical	Horizontal	Pass
441.620	-66.13	-8.16	-13.0	-53.13	308.00	Vertical	Horizontal	Pass
1871.500	-49.90	-2.68	-13.0	-36.90	13.00	Vertical	Horizontal	N/A
1954.000	-42.61	-3.84	-13.0	-29.61	112.00	Vertical	Horizontal	N/A
12267.000	-37.39	18.68	-13.0	-24.39	140.00	Vertical	Horizontal	Pass
16696.537	-30.99	26.23	-13.0	-17.99	309.00	Vertical	Horizontal	Pass

## 5 LTE Band 4

### 5.1 LTE Band 4 BW1.4, Middle Channel

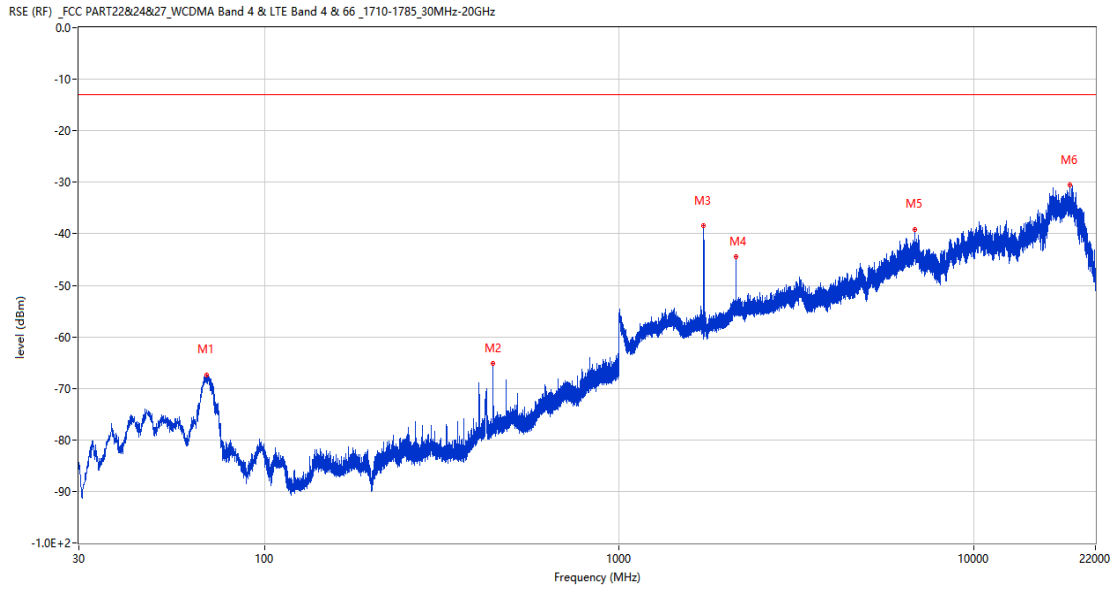
RSE-H&H LTE Band 4 BW1.4 CH20175



Frequency (MHz)	Result (dBm)	Factor (dB)	PK Limit (dBm)	Over Limit (dB)	Table (o)	ANT	EUT	Verdict
96.736	-74.28	-20.59	-13.0	-61.28	128.00	Horizontal	Horizontal	Pass
403.207	-69.39	-8.99	-13.0	-56.39	287.00	Horizontal	Horizontal	Pass
1732.200	-33.20	-3.33	-13.0	-20.20	151.00	Horizontal	Horizontal	N/A
2132.800	-31.65	-1.19	-13.0	-18.65	229.00	Horizontal	Horizontal	N/A
6993.400	-39.73	13.92	-13.0	-26.73	248.00	Horizontal	Horizontal	Pass
18933.162	-30.36	25.07	-13.0	-17.36	224.00	Horizontal	Horizontal	Pass



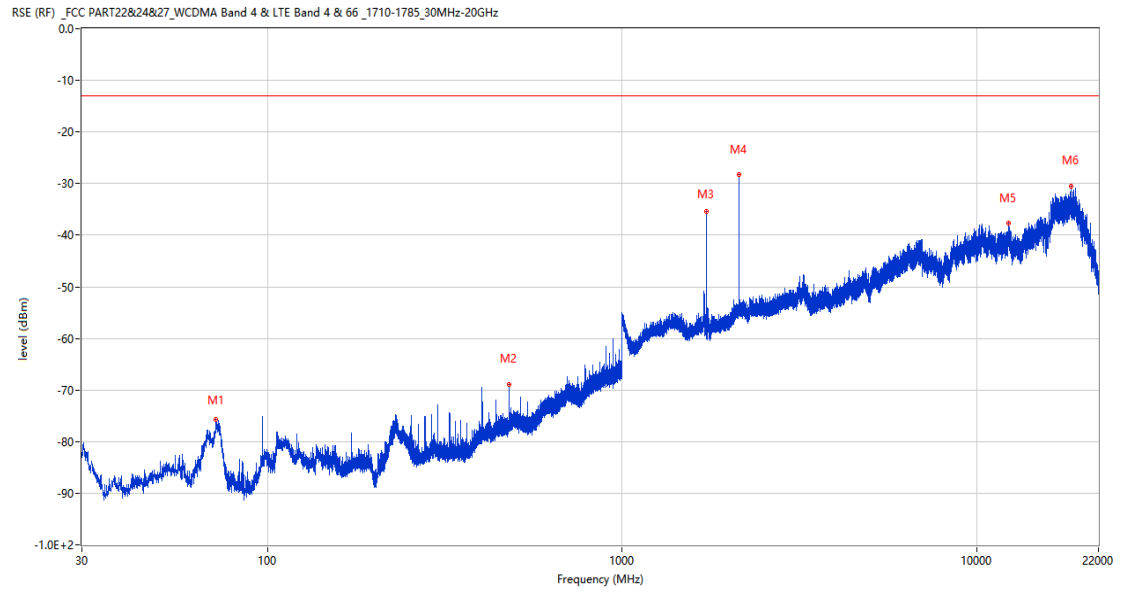
RSE-V&H LTE Band 4 BW1.4 CH20175



Frequency (MHz)	Result (dBm)	Factor (dB)	PK Limit (dBm)	Over Limit (dB)	Table (o)	ANT	EUT	Verdict
68.849	-67.42	-16.75	-13.0	-54.42	32.00	Vertical	Horizontal	Pass
441.620	-65.09	-8.07	-13.0	-52.09	341.00	Vertical	Horizontal	Pass
1732.300	-38.50	-3.33	-13.0	-25.50	84.00	Vertical	Horizontal	N/A
2133.000	-44.48	-1.19	-13.0	-31.48	214.00	Vertical	Horizontal	N/A
6800.200	-39.10	13.17	-13.0	-26.10	202.00	Vertical	Horizontal	Pass
18614.962	-30.58	25.25	-13.0	-17.58	284.00	Vertical	Horizontal	Pass

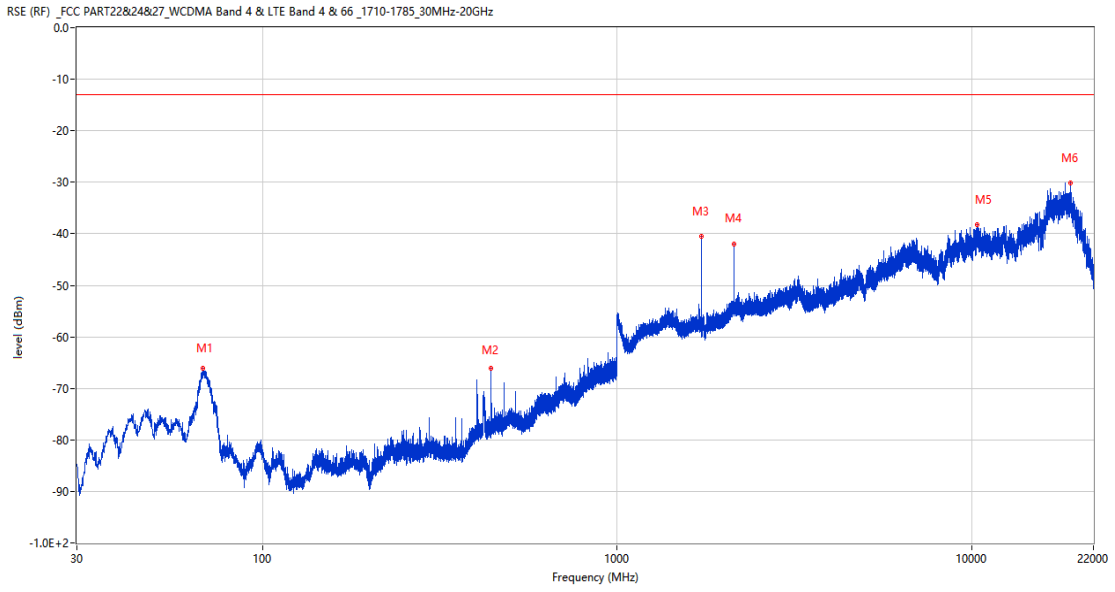
## 5.2 LTE Band 4 BW3, Middle Channel

RSE-H&H LTE Band 4 BW3 CH20175



Frequency (MHz)	Result (dBm)	Factor (dB)	PK Limit (dBm)	Over Limit (dB)	Table (o)	ANT	EUT	Verdict
71.564	-75.73	-17.16	-13.0	-62.73	326.00	Horizontal	Horizontal	Pass
479.983	-68.98	-7.29	-13.0	-55.98	156.00	Horizontal	Horizontal	Pass
1731.400	-35.40	-3.32	-13.0	-22.40	141.00	Horizontal	Horizontal	N/A
2132.700	-28.27	-1.19	-13.0	-15.27	213.00	Horizontal	Horizontal	N/A
12253.776	-37.75	18.46	-13.0	-24.75	210.00	Horizontal	Horizontal	Pass
18376.313	-30.50	25.38	-13.0	-17.50	90.00	Horizontal	Horizontal	Pass

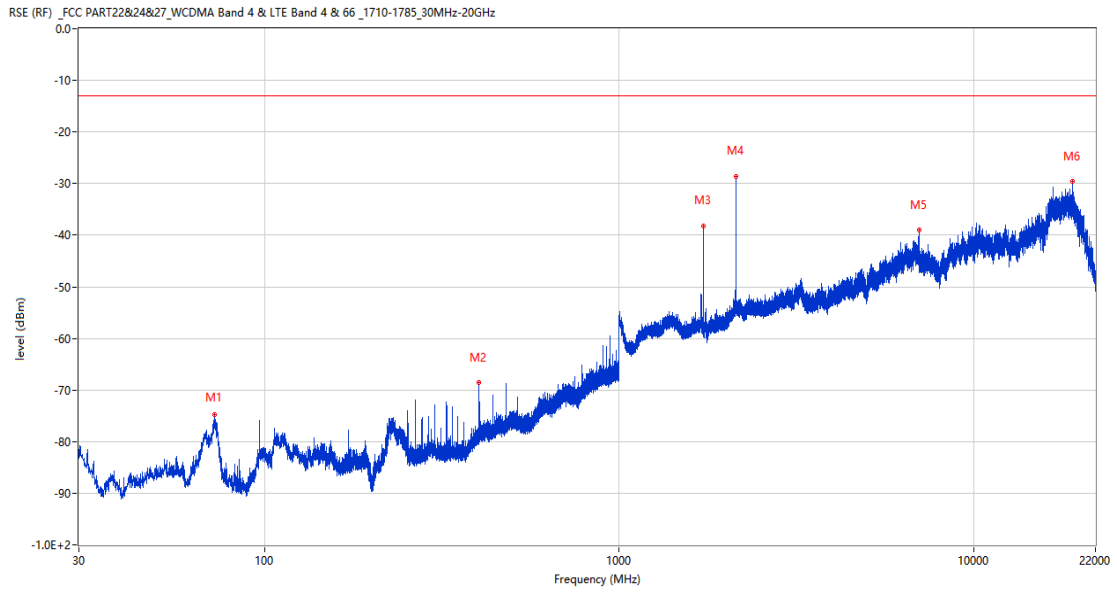
RSE-V&H LTE Band 4 BW3 CH20175



Frequency (MHz)	Result (dBm)	Factor (dB)	PK Limit (dBm)	Over Limit (dB)	Table (o)	ANT	EUT	Verdict
68.073	-66.14	-16.77	-13.0	-53.14	53.00	Vertical	Horizontal	Pass
441.571	-66.08	-8.07	-13.0	-53.08	312.00	Vertical	Horizontal	Pass
1731.600	-40.55	-3.32	-13.0	-27.55	275.00	Vertical	Horizontal	N/A
2132.200	-41.97	-1.20	-13.0	-28.97	225.00	Vertical	Horizontal	N/A
10317.175	-38.25	19.54	-13.0	-25.25	7.00	Vertical	Horizontal	Pass
18959.989	-30.10	25.06	-13.0	-17.10	103.00	Vertical	Horizontal	Pass

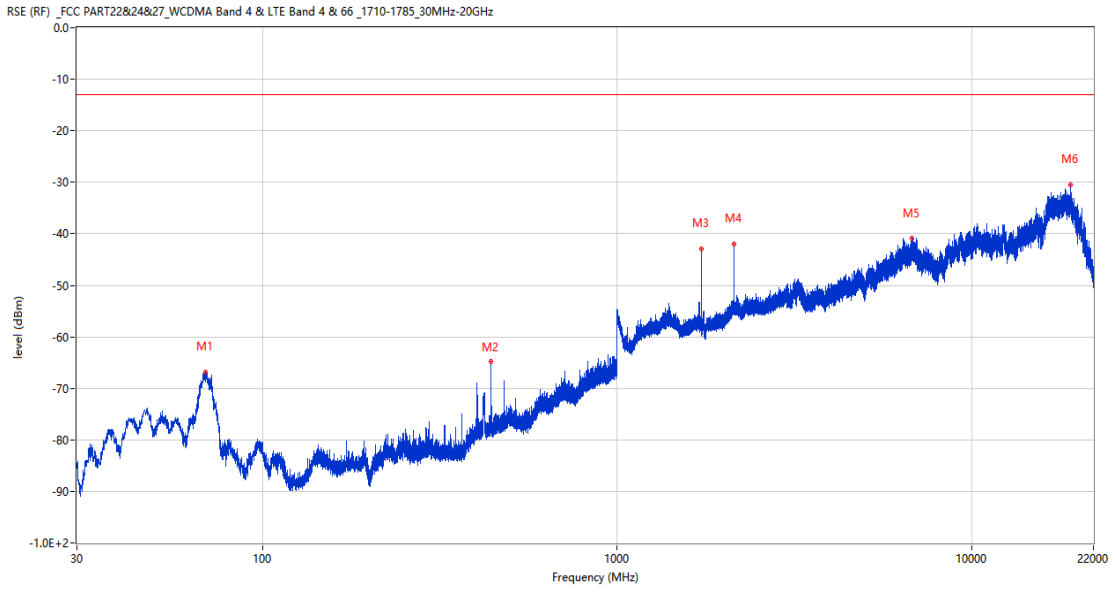
### 5.3 LTE Band 4 BW5, Middle Channel

RSE-H&H LTE Band 4 BW5 CH20175



Frequency (MHz)	Result (dBm)	Factor (dB)	PK Limit (dBm)	Over Limit (dB)	Table (o)	ANT	EUT	Verdict
72.438	-74.68	-17.43	-13.0	-61.68	132.00	Horizontal	Horizontal	Pass
403.207	-68.60	-8.99	-13.0	-55.60	309.00	Horizontal	Horizontal	Pass
1730.700	-38.27	-3.31	-13.0	-25.27	150.00	Horizontal	Horizontal	N/A
2132.800	-28.60	-1.19	-13.0	-15.60	226.00	Horizontal	Horizontal	N/A
6996.600	-39.00	13.88	-13.0	-26.00	275.00	Horizontal	Horizontal	Pass
18941.026	-29.58	25.07	-13.0	-16.58	319.00	Horizontal	Horizontal	Pass

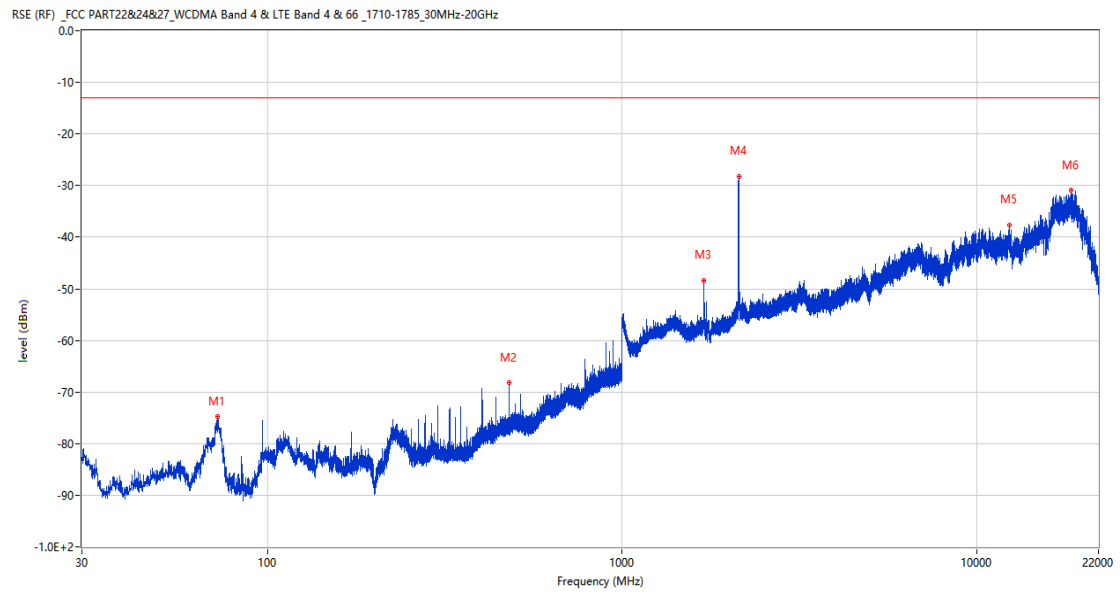
RSE-V&H LTE Band 4 BW5 CH20175



Frequency (MHz)	Result (dBm)	Factor (dB)	PK Limit (dBm)	Over Limit (dB)	Table (o)	ANT	EUT	Verdict
69.140	-66.78	-16.74	-13.0	-53.78	7.00	Vertical	Horizontal	Pass
441.571	-64.80	-8.07	-13.0	-51.80	344.00	Vertical	Horizontal	Pass
1730.600	-42.86	-3.31	-13.0	-29.86	268.00	Vertical	Horizontal	N/A
2132.600	-41.96	-1.19	-13.0	-28.96	215.00	Vertical	Horizontal	N/A
6793.000	-40.87	12.93	-13.0	-27.87	342.00	Vertical	Horizontal	Pass
18941.026	-30.46	25.07	-13.0	-17.46	149.00	Vertical	Horizontal	Pass

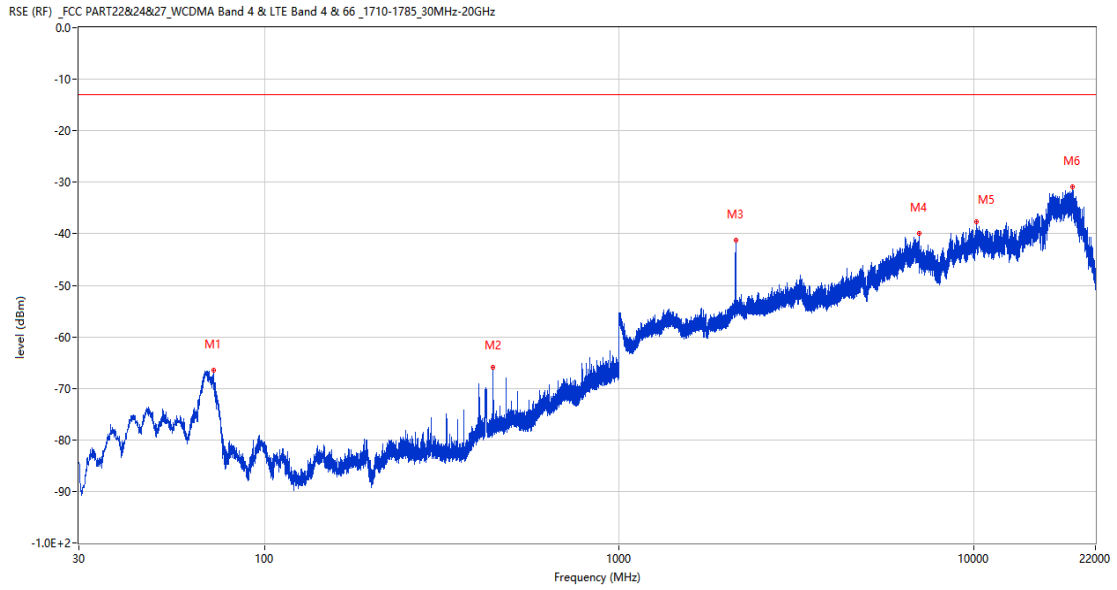
## 5.4 LTE Band 4 BW10, Middle Channel

RSE-H&H LTE Band 4 BW10 CH20175



Frequency (MHz)	Result (dBm)	Factor (dB)	PK Limit (dBm)	Over Limit (dB)	Table (o)	ANT	EUT	Verdict
72.292	-74.84	-17.39	-13.0	-61.84	320.00	Horizontal	Horizontal	Pass
480.031	-68.24	-7.29	-13.0	-55.24	155.00	Horizontal	Horizontal	Pass
1701.800	-48.40	-3.14	-13.0	-35.40	126.00	Horizontal	Horizontal	N/A
2131.300	-28.25	-1.19	-13.0	-15.25	217.00	Horizontal	Horizontal	N/A
12347.787	-37.72	17.13	-13.0	-24.72	0.00	Horizontal	Horizontal	Pass
18434.126	-30.94	25.35	-13.0	-17.94	352.00	Horizontal	Horizontal	Pass

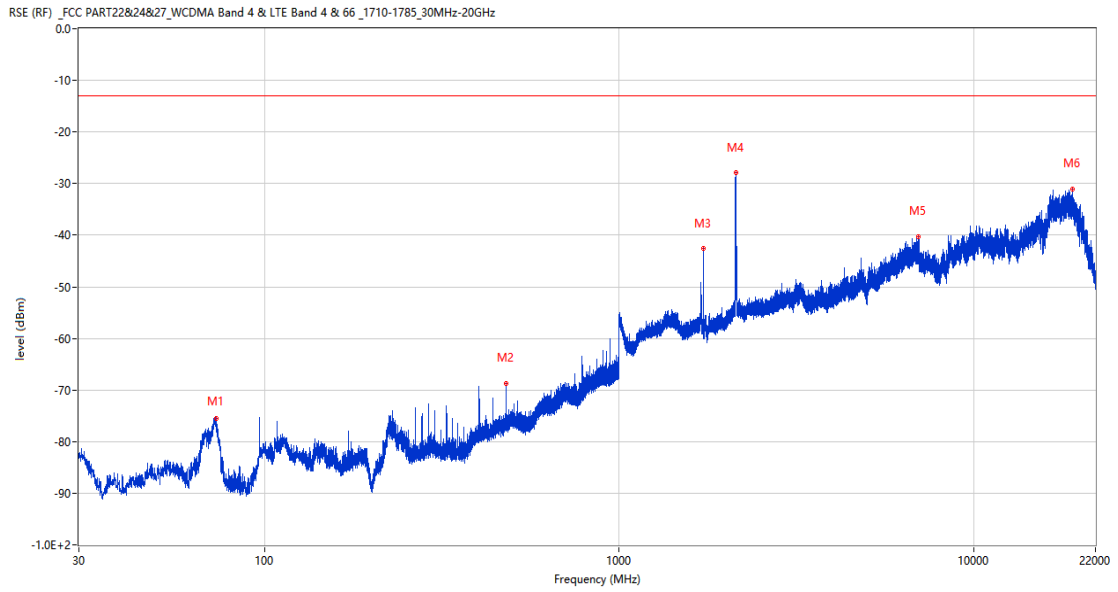
RSE-V&H LTE Band 4 BW10 CH20175



Frequency (MHz)	Result (dBm)	Factor (dB)	PK Limit (dBm)	Over Limit (dB)	Table (o)	ANT	EUT	Verdict
71.807	-66.51	-17.24	-13.0	-53.51	318.00	Vertical	Horizontal	Pass
441.620	-65.91	-8.07	-13.0	-52.91	341.00	Vertical	Horizontal	Pass
2134.600	-41.19	-1.20	-13.0	-28.19	228.00	Vertical	Horizontal	N/A
6995.400	-39.96	13.80	-13.0	-26.96	223.00	Vertical	Horizontal	Pass
10142.662	-37.66	19.06	-13.0	-24.66	337.00	Vertical	Horizontal	Pass
18933.162	-30.94	25.07	-13.0	-17.94	0.00	Vertical	Horizontal	Pass

## 5.5 LTE Band 4 BW15, Middle Channel

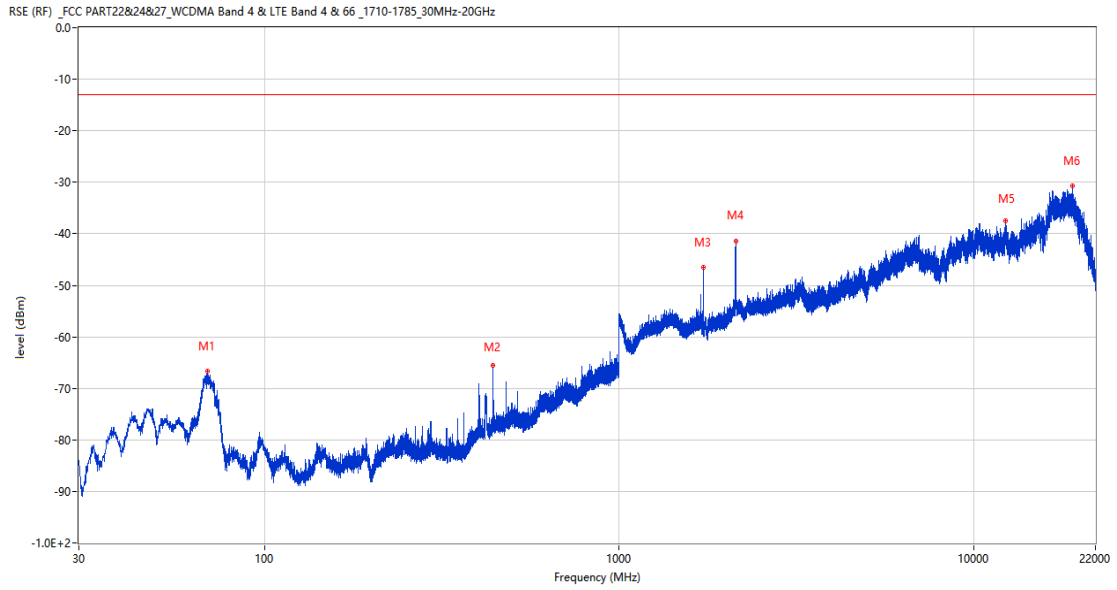
RSE-H&H LTE Band 4 BW15 CH20175



Frequency (MHz)	Result (dBm)	Factor (dB)	PK Limit (dBm)	Over Limit (dB)	Table (o)	ANT	EUT	Verdict
73.068	-75.56	-17.56	-13.0	-62.56	315.00	Horizontal	Horizontal	Pass
479.983	-68.68	-7.29	-13.0	-55.68	145.00	Horizontal	Horizontal	Pass
1726.000	-42.54	-3.24	-13.0	-29.54	155.00	Horizontal	Horizontal	N/A
2137.900	-27.96	-1.13	-13.0	-14.96	230.00	Horizontal	Horizontal	N/A
6982.200	-40.23	13.53	-13.0	-27.23	154.00	Horizontal	Horizontal	Pass
18941.950	-31.04	25.07	-13.0	-18.04	326.00	Horizontal	Horizontal	Pass



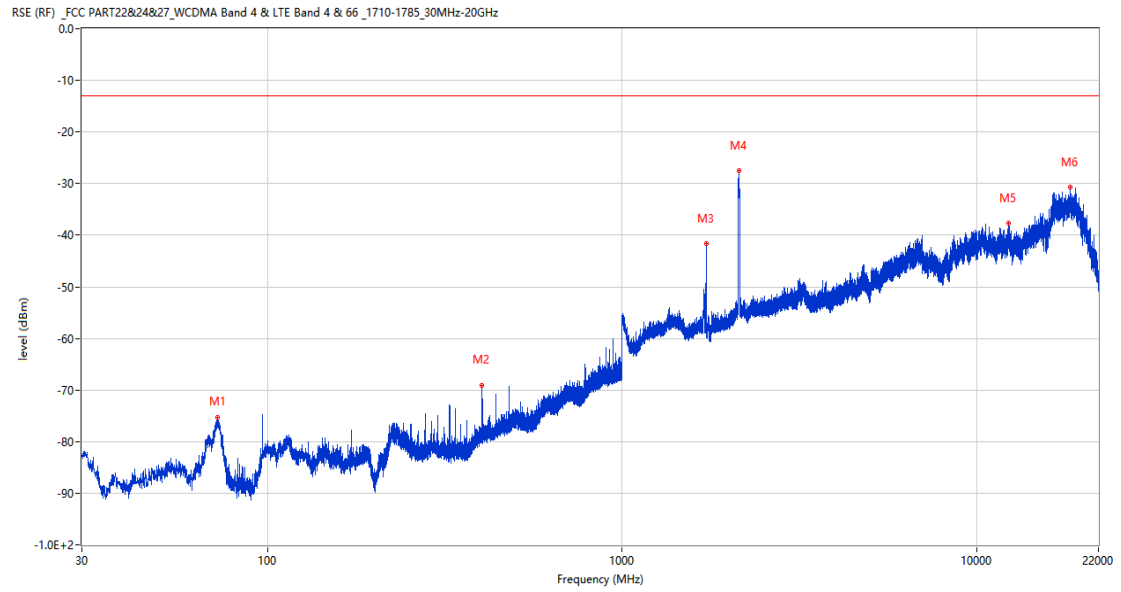
RSE-V&H LTE Band 4 BW15 CH20175



Frequency (MHz)	Result (dBm)	Factor (dB)	PK Limit (dBm)	Over Limit (dB)	Table (o)	ANT	EUT	Verdict
69.091	-66.75	-16.74	-13.0	-53.75	20.00	Vertical	Horizontal	Pass
441.620	-65.53	-8.07	-13.0	-52.53	354.00	Vertical	Horizontal	Pass
1726.200	-46.58	-3.25	-13.0	-33.58	92.00	Vertical	Horizontal	N/A
2132.300	-41.38	-1.20	-13.0	-28.38	210.00	Vertical	Horizontal	N/A
12302.650	-37.51	18.86	-13.0	-24.51	0.00	Vertical	Horizontal	Pass
18939.175	-30.78	25.07	-13.0	-17.78	237.00	Vertical	Horizontal	Pass

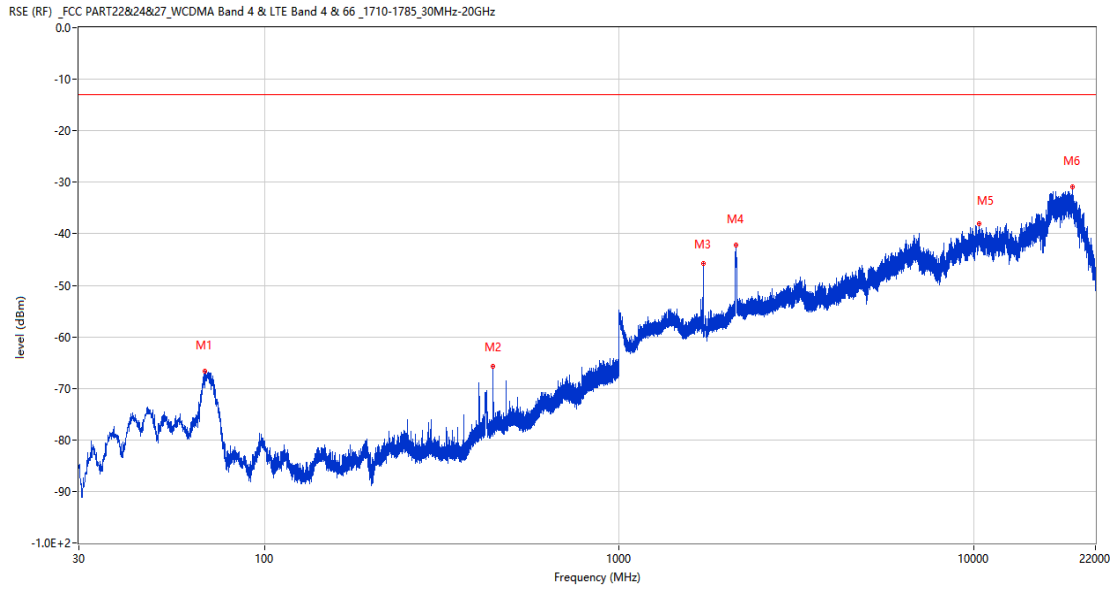
## 5.6 LTE Band 4 BW20, Middle Channel

RSE-H&H LTE Band 4 BW20 CH20175



Frequency (MHz)	Result (dBm)	Factor (dB)	PK Limit (dBm)	Over Limit (dB)	Table (o)	ANT	EUT	Verdict
72.195	-75.39	-17.36	-13.0	-62.39	130.00	Horizontal	Horizontal	Pass
403.207	-69.03	-8.99	-13.0	-56.03	308.00	Horizontal	Horizontal	Pass
1723.800	-41.69	-3.22	-13.0	-28.69	137.00	Horizontal	Horizontal	N/A
2140.400	-27.51	-0.98	-13.0	-14.51	213.00	Horizontal	Horizontal	N/A
12300.349	-37.68	18.94	-13.0	-24.68	152.00	Horizontal	Horizontal	Pass
18318.500	-30.73	25.41	-13.0	-17.73	165.00	Horizontal	Horizontal	Pass

RSE-V&H LTE Band 4 BW20 CH20175

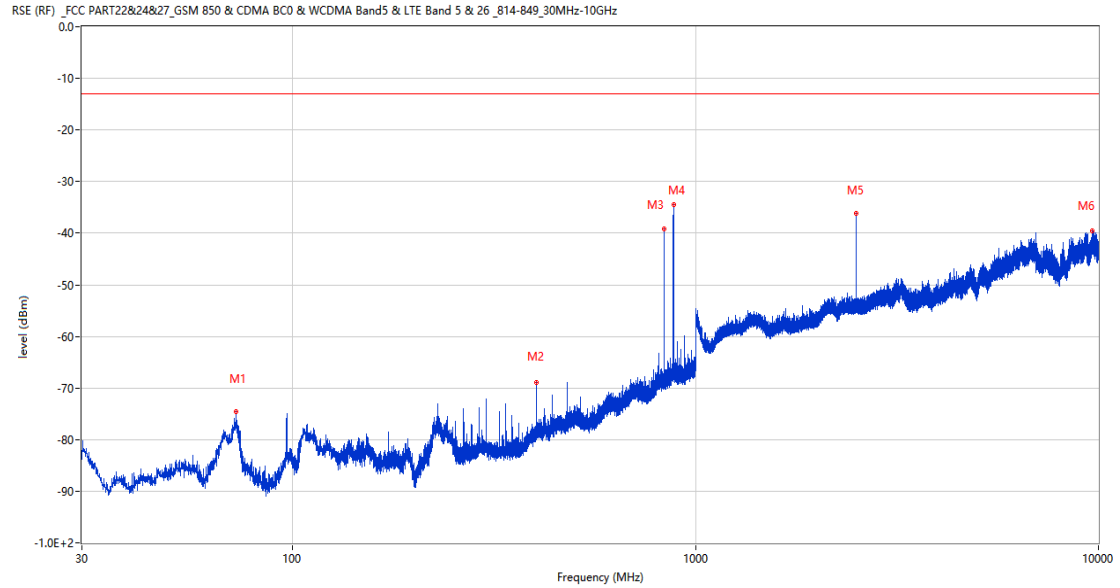


Frequency (MHz)	Result (dBm)	Factor (dB)	PK Limit (dBm)	Over Limit (dB)	Table (o)	ANT	EUT	Verdict
68.121	-66.61	-16.77	-13.0	-53.61	44.00	Vertical	Horizontal	Pass
441.620	-65.73	-8.07	-13.0	-52.73	326.00	Vertical	Horizontal	Pass
1723.800	-45.82	-3.22	-13.0	-32.82	277.00	Vertical	Horizontal	N/A
2136.900	-42.18	-1.17	-13.0	-29.18	226.00	Vertical	Horizontal	N/A
10331.263	-37.98	19.40	-13.0	-24.98	254.00	Vertical	Horizontal	Pass
18935.011	-30.87	25.07	-13.0	-17.87	297.00	Vertical	Horizontal	Pass

## 6 LTE Band 5

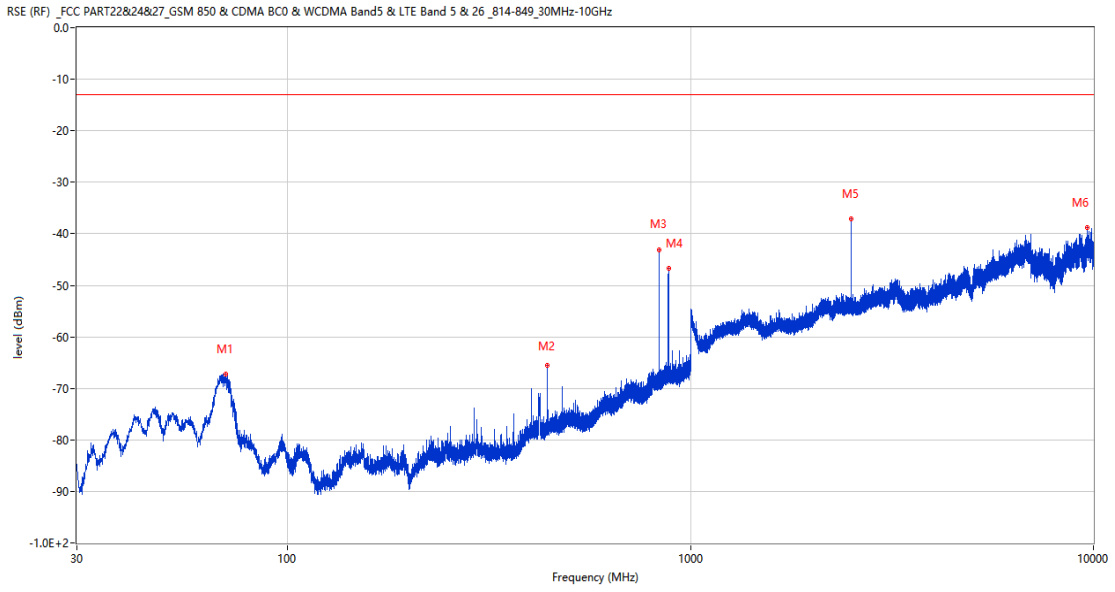
### 6.1 LTE Band 5 BW1.4, Middle Channel

RSE-H&H LTE Band 5 BW1.4 CH20525



Frequency (MHz)	Result (dBm)	Factor (dB)	PK Limit (dBm)	Over Limit (dB)	Table (o)	ANT	EUT	Verdict
72.292	-74.55	-17.38	-13.0	-61.55	127.00	Horizontal	Horizontal	Pass
403.207	-68.85	-8.97	-13.0	-55.85	312.00	Horizontal	Horizontal	Pass
835.973	-39.22	2.17	-13.0	-26.22	142.00	Horizontal	Horizontal	N/A
881.612	-34.39	2.73	-13.0	-21.39	171.00	Horizontal	Horizontal	N/A
2508.400	-36.14	-0.01	-13.0	-23.14	145.00	Horizontal	Horizontal	Pass
9667.151	-39.49	18.68	-13.0	-26.49	340.00	Horizontal	Horizontal	Pass

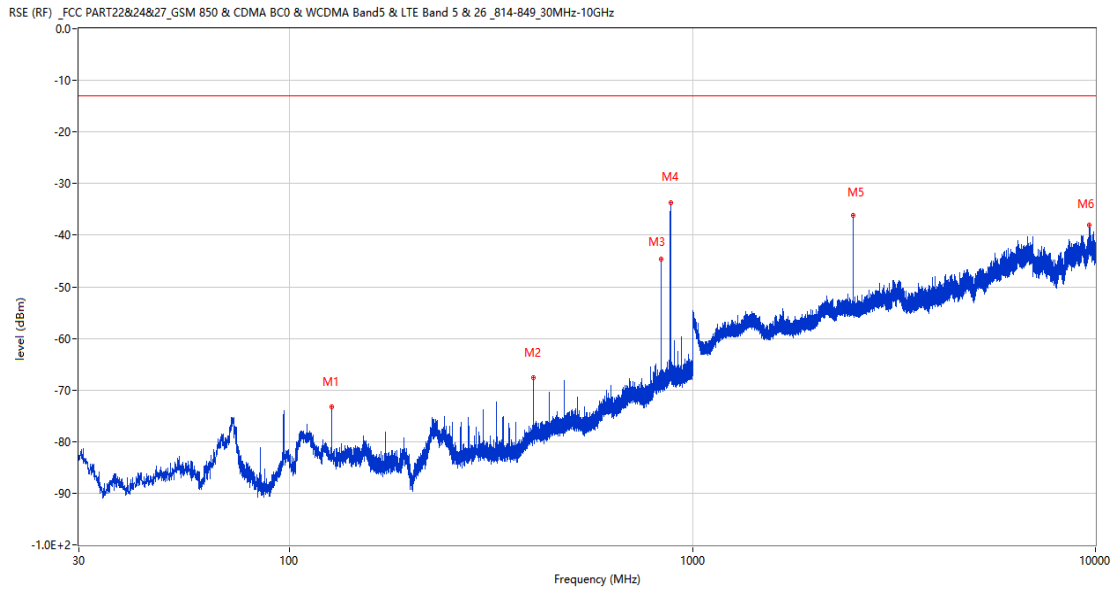
RSE-V&H LTE Band 5 BW1.4 CH20525



Frequency (MHz)	Result (dBm)	Factor (dB)	PK Limit (dBm)	Over Limit (dB)	Table (o)	ANT	EUT	Verdict
70.352	-67.32	-16.71	-13.0	-54.32	0.00	Vertical	Horizontal	Pass
441.620	-65.49	-8.17	-13.0	-52.49	351.00	Vertical	Horizontal	Pass
836.070	-43.08	2.17	-13.0	-30.08	110.00	Vertical	Horizontal	N/A
881.708	-46.72	2.74	-13.0	-33.72	263.00	Vertical	Horizontal	N/A
2508.500	-37.18	-0.01	-13.0	-24.18	239.00	Vertical	Horizontal	Pass
9654.100	-38.83	18.30	-13.0	-25.83	308.00	Vertical	Horizontal	Pass

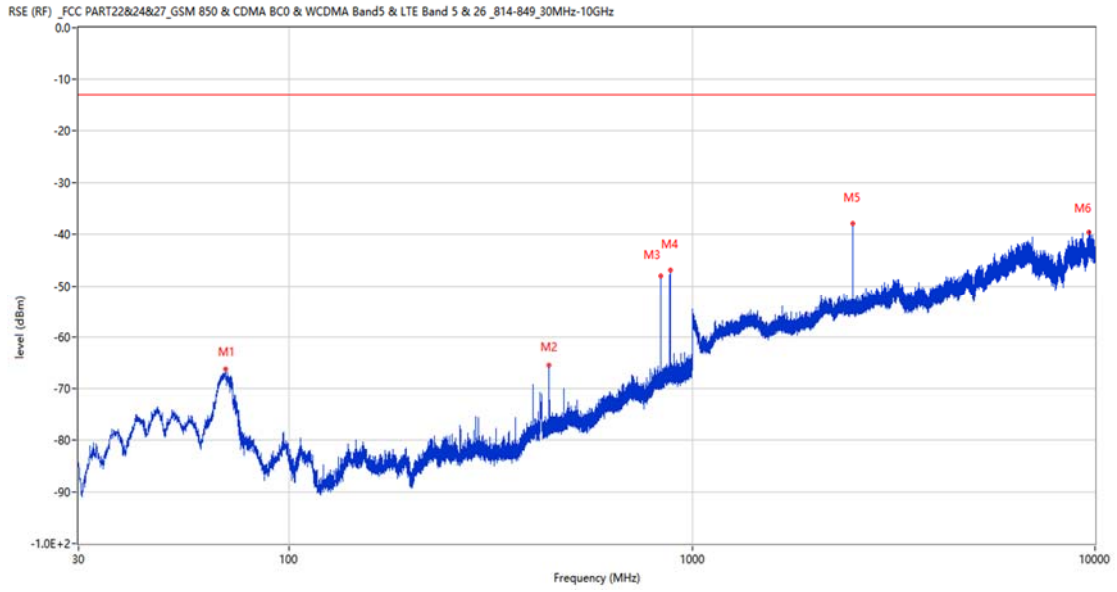
## 6.2 LTE Band 5 BW3, Middle Channel

RSE-H&H LTE Band 5 BW3 CH20525



Frequency (MHz)	Result (dBm)	Factor (dB)	PK Limit (dBm)	Over Limit (dB)	Table (o)	ANT	EUT	Verdict
127.146	-73.32	-18.34	-13.0	-60.32	4.00	Horizontal	Horizontal	Pass
403.207	-67.65	-8.97	-13.0	-54.65	324.00	Horizontal	Horizontal	Pass
835.294	-44.71	2.16	-13.0	-31.71	142.00	Horizontal	Horizontal	N/A
881.951	-33.77	2.77	-13.0	-20.77	173.00	Horizontal	Horizontal	N/A
2506.100	-36.24	-0.05	-13.0	-23.24	148.00	Horizontal	Horizontal	Pass
9677.650	-38.13	19.00	-13.0	-25.13	122.00	Horizontal	Horizontal	Pass

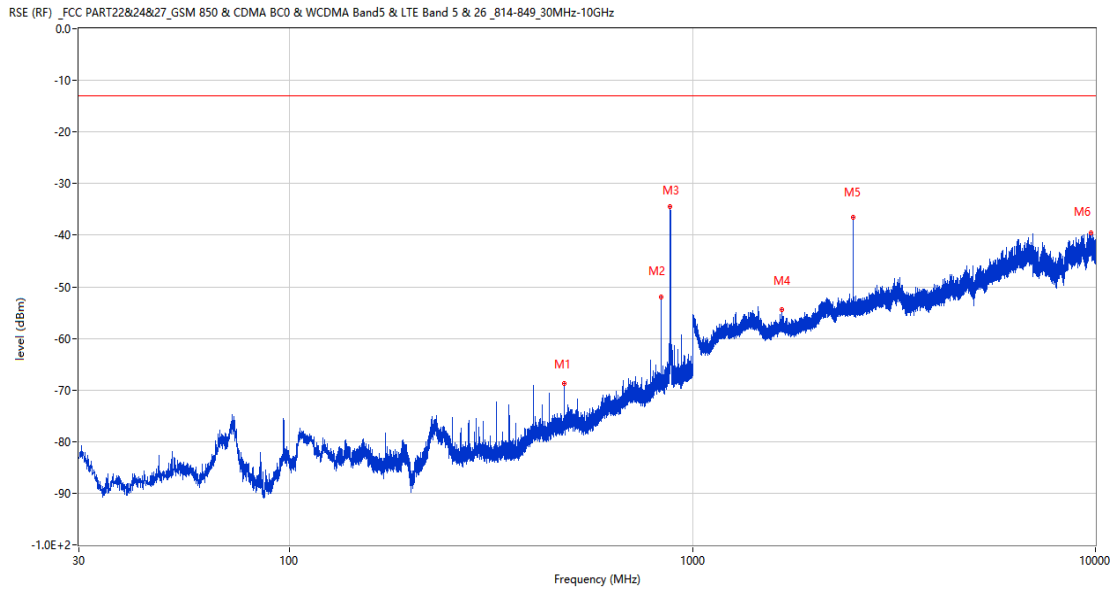
RSE-V&H LTE Band 5 BW3 CH20525



Frequency (MHz)	Result (dBm)	Factor (dB)	PK Limit (dBm)	Over Limit (dB)	Table (o)	ANT	EUT	Verdict
69.688	-66.15	-16.70	-13.0	-53.15	1.00	Vertical	Horizontal	Pass
441.620	-65.77	-8.17	-13.0	-52.77	342.00	Vertical	Horizontal	Pass
835.246	-48.03	2.16	-13.0	-35.03	238.00	Vertical	Horizontal	N/A
881.612	-46.85	2.73	-13.0	-33.85	273.00	Vertical	Horizontal	N/A
2505.900	-37.87	-0.06	-13.0	-24.87	334.00	Vertical	Horizontal	Pass
9656.651	-39.60	18.37	-13.0	-26.60	279.00	Vertical	Horizontal	Pass

### 6.3 LTE Band 5 BW5, Middle Channel

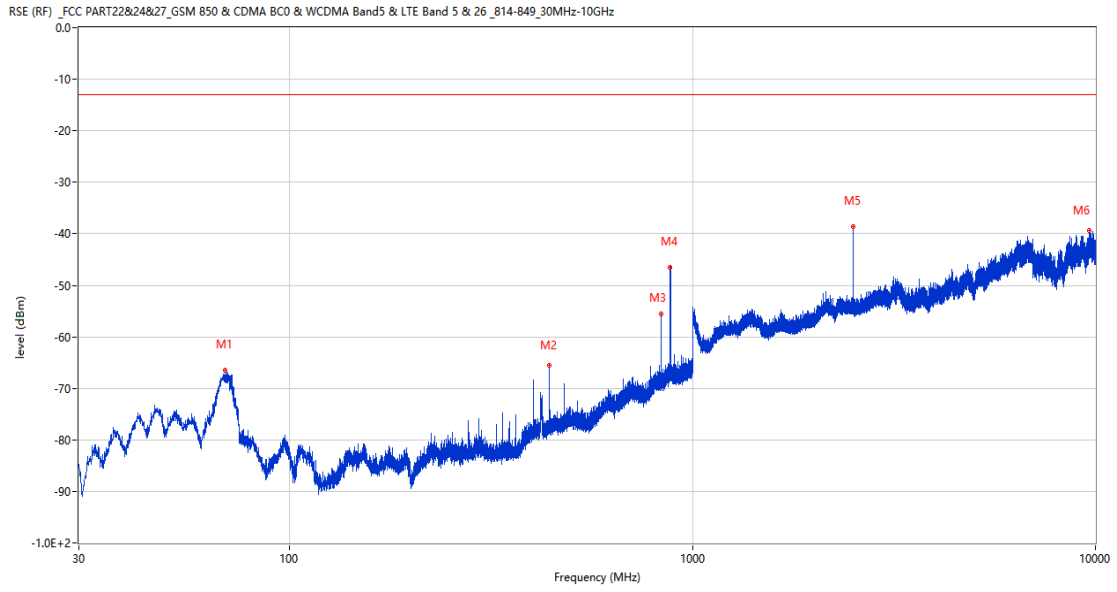
RSE-H&H LTE Band 5 BW5 CH20525



Frequency (MHz)	Result (dBm)	Factor (dB)	PK Limit (dBm)	Over Limit (dB)	Table (o)	ANT	EUT	Verdict
479.983	-68.69	-7.32	-13.0	-55.69	156.00	Horizontal	Horizontal	Pass
834.276	-51.96	2.15	-13.0	-38.96	54.00	Horizontal	Horizontal	N/A
880.447	-34.43	2.63	-13.0	-21.43	170.00	Horizontal	Horizontal	N/A
1669.100	-54.43	-4.24	-13.0	-41.43	158.00	Horizontal	Horizontal	Pass
2503.200	-36.56	-0.17	-13.0	-23.56	188.00	Horizontal	Horizontal	Pass
9744.400	-39.47	18.43	-13.0	-26.47	153.00	Horizontal	Horizontal	Pass



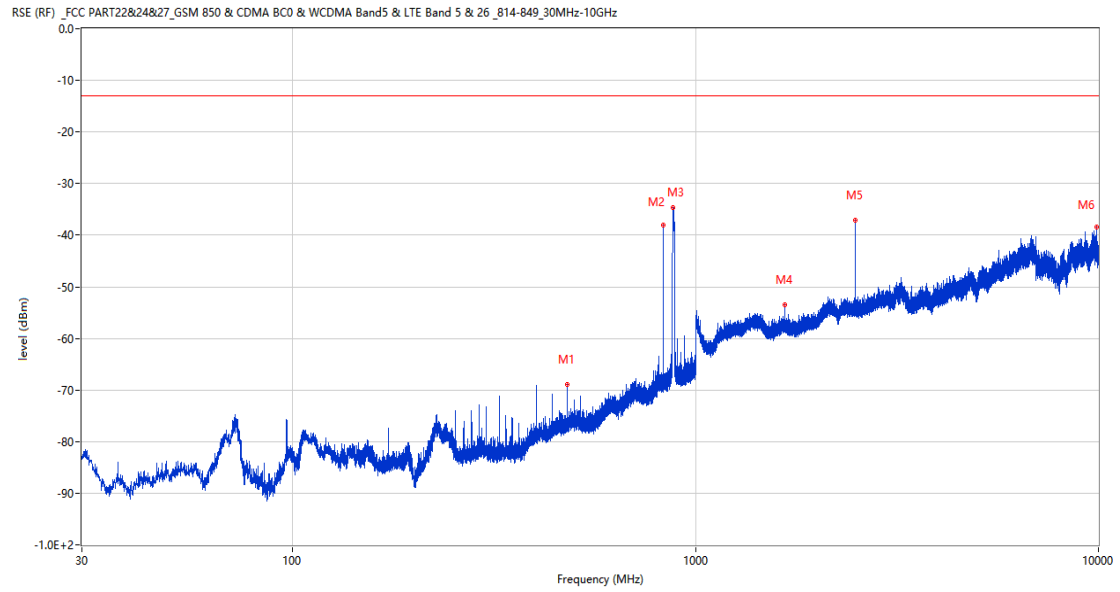
RSE-V&H LTE Band 5 BW5 CH20525



Frequency (MHz)	Result (dBm)	Factor (dB)	PK Limit (dBm)	Over Limit (dB)	Table (o)	ANT	EUT	Verdict
69.237	-66.49	-16.67	-13.0	-53.49	0.00	Vertical	Horizontal	Pass
441.620	-65.55	-8.17	-13.0	-52.55	351.00	Vertical	Horizontal	Pass
834.324	-55.64	2.15	-13.0	-42.64	235.00	Vertical	Horizontal	N/A
881.321	-46.50	2.71	-13.0	-33.50	275.00	Vertical	Horizontal	N/A
2503.200	-38.54	-0.17	-13.0	-25.54	331.00	Vertical	Horizontal	Pass
9651.849	-39.42	18.24	-13.0	-26.42	360.00	Vertical	Horizontal	Pass

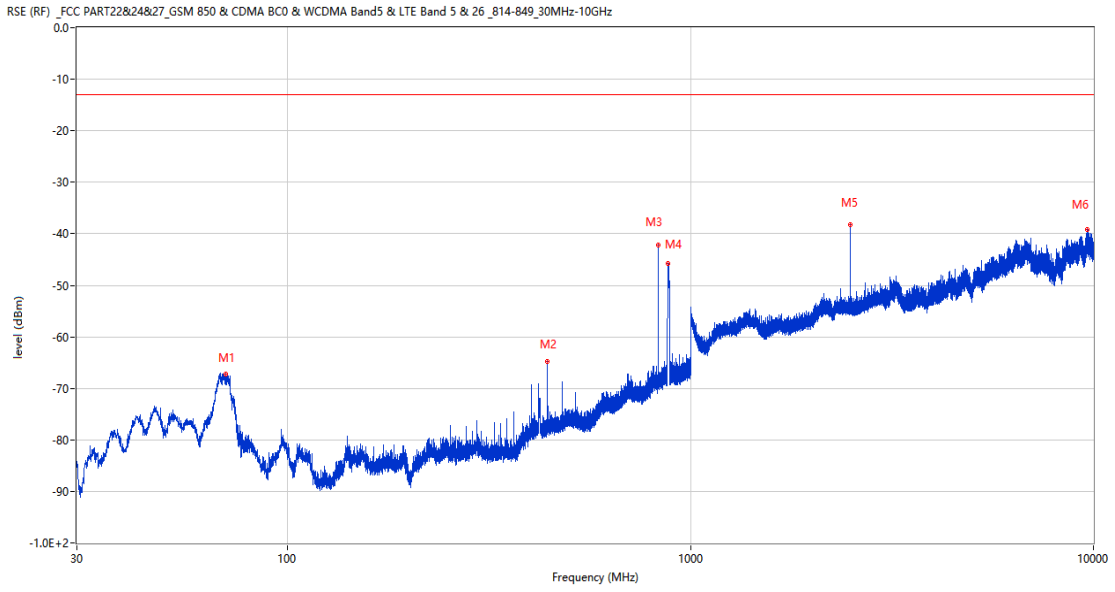
## 6.4 LTE Band 5 BW10, Middle Channel

RSE-H&H LTE Band 5 BW10 CH20525



Frequency (MHz)	Result (dBm)	Factor (dB)	PK Limit (dBm)	Over Limit (dB)	Table (o)	ANT	EUT	Verdict
480.031	-68.95	-7.32	-13.0	-55.95	159.00	Horizontal	Horizontal	Pass
832.044	-38.04	2.12	-13.0	-25.04	68.00	Horizontal	Horizontal	N/A
878.217	-34.67	2.61	-13.0	-21.67	164.00	Horizontal	Horizontal	N/A
1664.300	-53.52	-4.21	-13.0	-40.52	161.00	Horizontal	Horizontal	Pass
2496.400	-37.17	-0.26	-13.0	-24.17	186.00	Horizontal	Horizontal	Pass
9878.651	-38.47	18.27	-13.0	-25.47	223.00	Horizontal	Horizontal	Pass

RSE-V&H LTE Band 5 BW10 CH20525

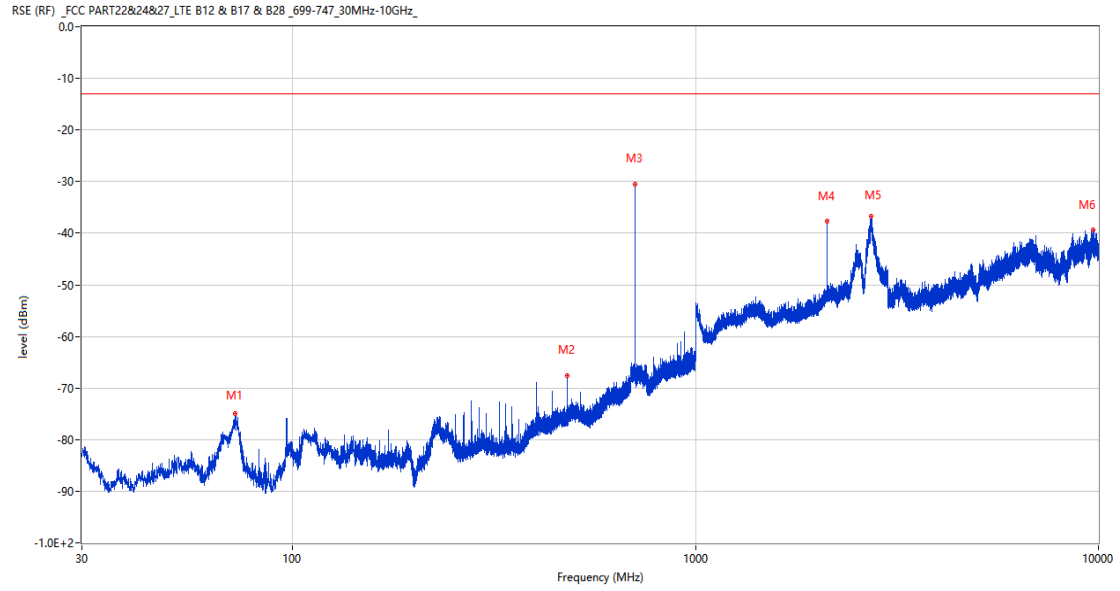


Frequency (MHz)	Result (dBm)	Factor (dB)	PK Limit (dBm)	Over Limit (dB)	Table (o)	ANT	EUT	Verdict
70.109	-67.22	-16.66	-13.0	-54.22	15.00	Vertical	Horizontal	Pass
441.620	-64.76	-8.17	-13.0	-51.76	349.00	Vertical	Horizontal	Pass
832.044	-42.21	2.12	-13.0	-29.21	235.00	Vertical	Horizontal	N/A
878.556	-45.70	2.61	-13.0	-32.70	278.00	Vertical	Horizontal	N/A
2496.400	-38.28	-0.26	-13.0	-25.28	329.00	Vertical	Horizontal	Pass
9660.550	-39.15	18.48	-13.0	-26.15	13.00	Vertical	Horizontal	Pass

## 7 LTE Band 12

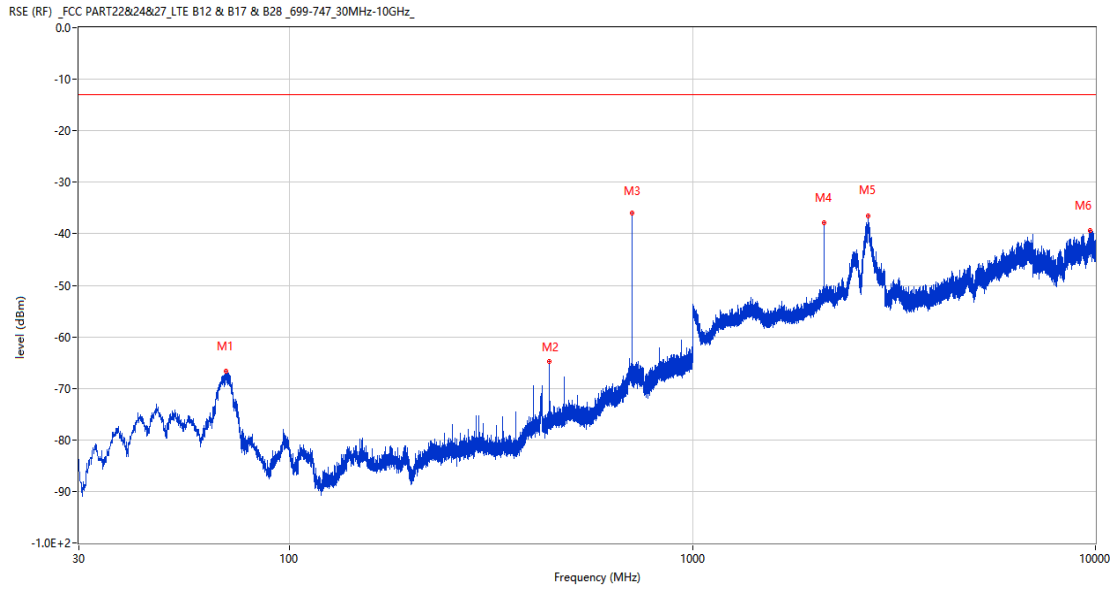
### 7.1 LTE Band 12 BW1.4, Middle Channel

RSE-H&H LTE Band 12 BW1.4 CH23095



Frequency (MHz)	Result (dBm)	Factor (dB)	PK Limit (dBm)	Over Limit (dB)	Table (o)	ANT	EUT	Verdict
71.855	-74.93	-16.86	-13.0	-61.93	323.00	Horizontal	Horizontal	Pass
479.983	-67.68	-6.30	-13.0	-54.68	159.00	Horizontal	Horizontal	Pass
707.011	-30.47	3.17	-13.0	-17.47	204.00	Horizontal	Horizontal	N/A
2121.500	-37.91	1.27	-13.0	-24.91	177.00	Horizontal	Horizontal	Pass
2728.400	-36.71	19.72	-13.0	-23.71	274.00	Horizontal	Horizontal	Pass
9679.600	-39.35	19.06	-13.0	-26.35	13.00	Horizontal	Horizontal	Pass

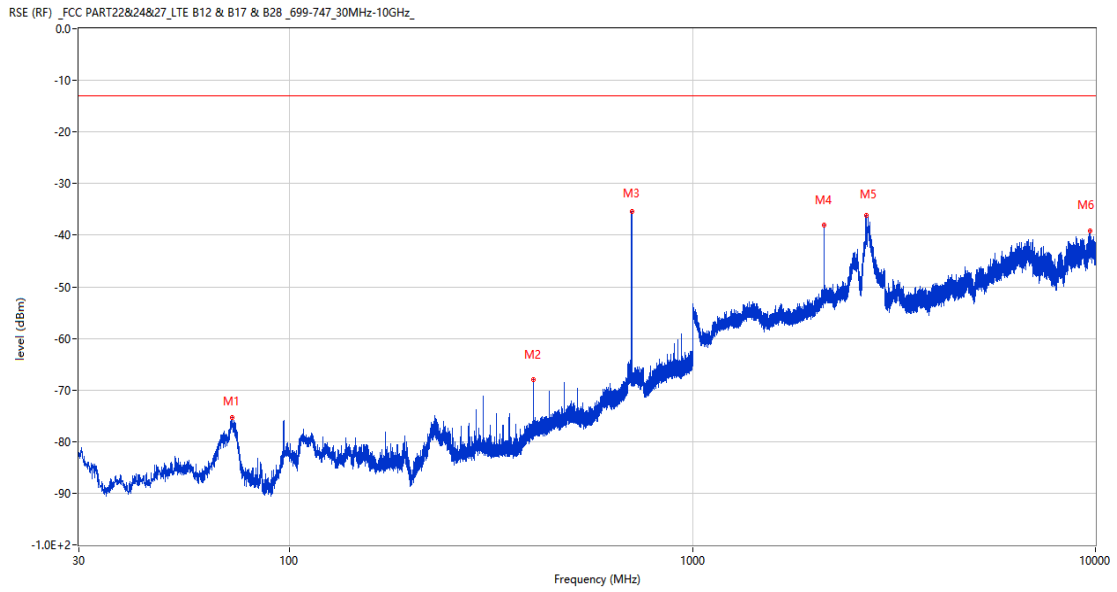
RSE-V&H LTE Band 12 BW1.4 CH23095



Frequency (MHz)	Result (dBm)	Factor (dB)	PK Limit (dBm)	Over Limit (dB)	Table (o)	ANT	EUT	Verdict
69.382	-66.71	-16.48	-13.0	-53.71	0.00	Vertical	Horizontal	Pass
441.620	-64.70	-7.09	-13.0	-51.70	348.00	Vertical	Horizontal	Pass
707.060	-35.94	3.17	-13.0	-22.94	344.00	Vertical	Horizontal	N/A
2121.400	-37.85	1.26	-13.0	-24.85	207.00	Vertical	Horizontal	Pass
2731.700	-36.56	19.59	-13.0	-23.56	350.00	Vertical	Horizontal	Pass
9707.350	-39.30	18.70	-13.0	-26.30	124.00	Vertical	Horizontal	Pass

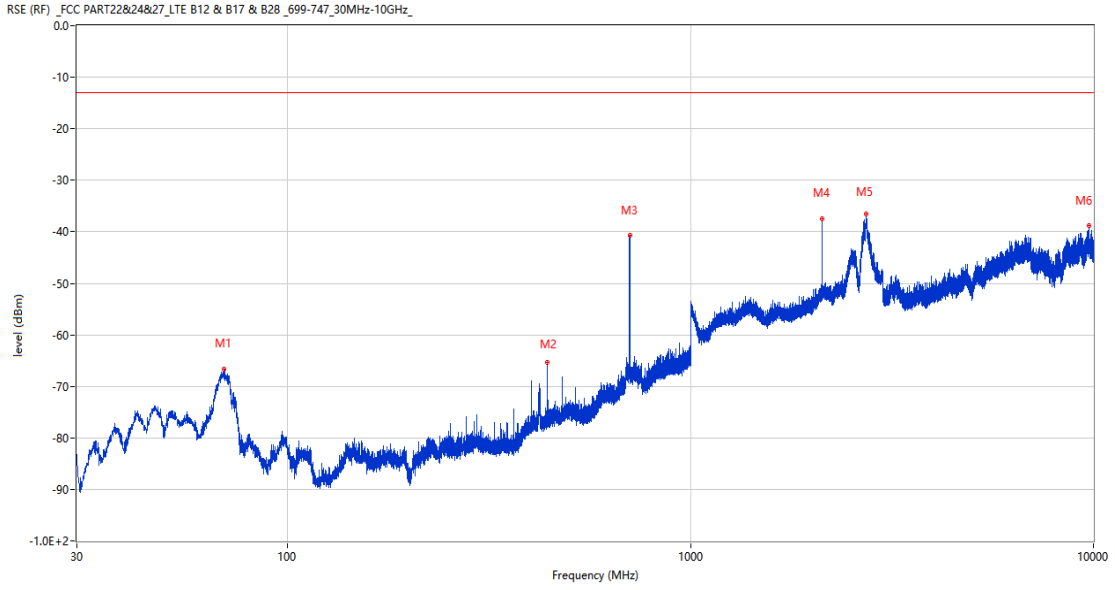
## 7.2 LTE Band 12 BW3, Middle Channel

RSE-H&H LTE Band 12 BW3 CH23095



Frequency (MHz)	Result (dBm)	Factor (dB)	PK Limit (dBm)	Over Limit (dB)	Table (o)	ANT	EUT	Verdict
71.855	-75.39	-16.86	-13.0	-62.39	120.00	Horizontal	Horizontal	Pass
403.207	-68.08	-8.04	-13.0	-55.08	322.00	Horizontal	Horizontal	Pass
706.284	-35.33	3.17	-13.0	-22.33	213.00	Horizontal	Horizontal	N/A
2118.900	-37.99	1.18	-13.0	-24.99	155.00	Horizontal	Horizontal	Pass
2694.600	-36.13	17.62	-13.0	-23.13	208.00	Horizontal	Horizontal	Pass
9692.349	-39.13	18.92	-13.0	-26.13	251.00	Horizontal	Horizontal	Pass

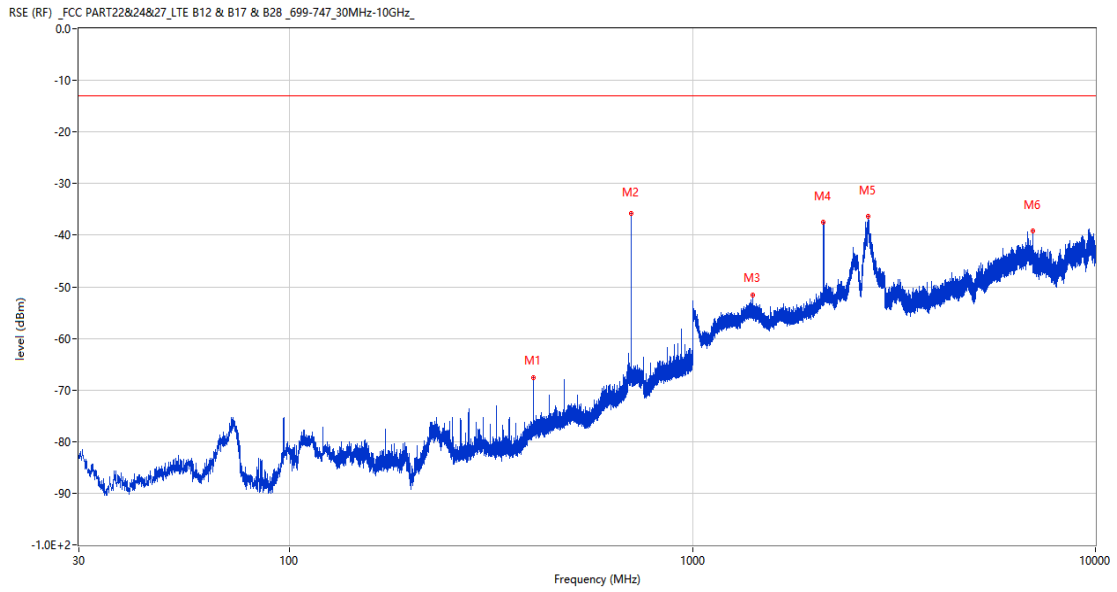
RSE-V&H LTE Band 12 BW3 CH23095



Frequency (MHz)	Result (dBm)	Factor (dB)	PK Limit (dBm)	Over Limit (dB)	Table (o)	ANT	EUT	Verdict
69.527	-66.67	-16.47	-13.0	-53.67	0.00	Vertical	Horizontal	Pass
441.571	-65.35	-7.09	-13.0	-52.35	360.00	Vertical	Horizontal	Pass
706.284	-40.74	3.17	-13.0	-27.74	344.00	Vertical	Horizontal	N/A
2118.900	-38.34	1.18	-13.0	-25.34	355.00	Vertical	Horizontal	Pass
2725.000	-36.60	18.93	-13.0	-23.60	248.00	Vertical	Horizontal	Pass
9741.400	-38.70	18.39	-13.0	-25.70	206.00	Vertical	Horizontal	Pass

### 7.3 LTE Band 12 BW5, Middle Channel

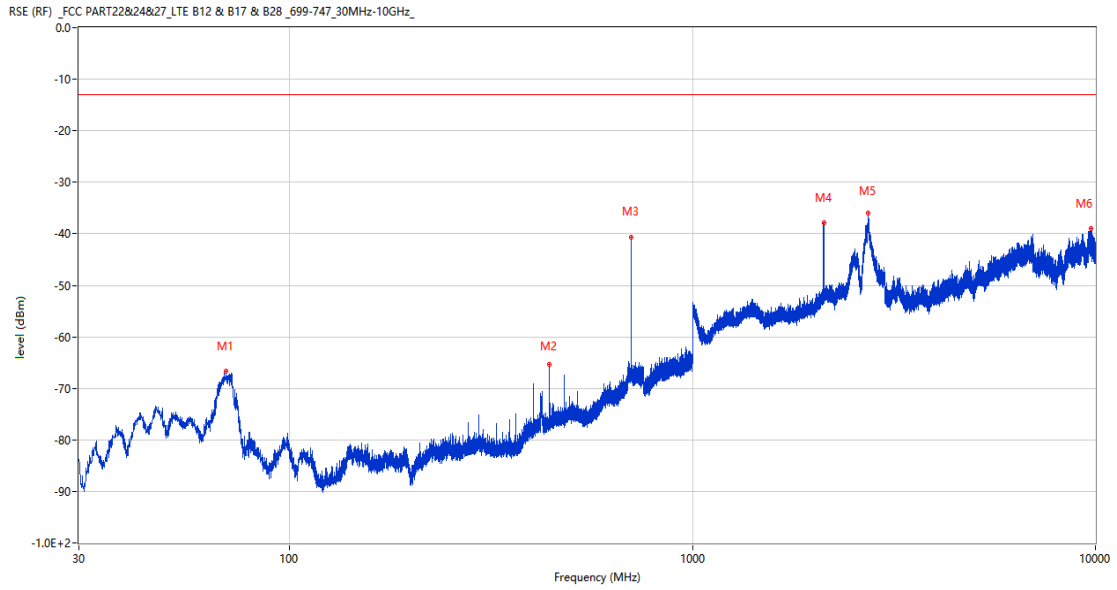
RSE-H&H LTE Band 12 BW5 CH23095



Frequency (MHz)	Result (dBm)	Factor (dB)	PK Limit (dBm)	Over Limit (dB)	Table (o)	ANT	EUT	Verdict
403.207	-67.70	-8.04	-13.0	-54.70	323.00	Horizontal	Horizontal	Pass
705.314	-35.86	3.16	-13.0	-22.86	211.00	Horizontal	Horizontal	N/A
1410.700	-51.55	-1.55	-13.0	-38.55	347.00	Horizontal	Horizontal	Pass
2116.100	-37.52	1.15	-13.0	-24.52	108.00	Horizontal	Horizontal	Pass
2728.500	-36.38	19.73	-13.0	-23.38	187.00	Horizontal	Horizontal	Pass
6996.000	-39.10	13.83	-13.0	-26.10	85.00	Horizontal	Horizontal	Pass



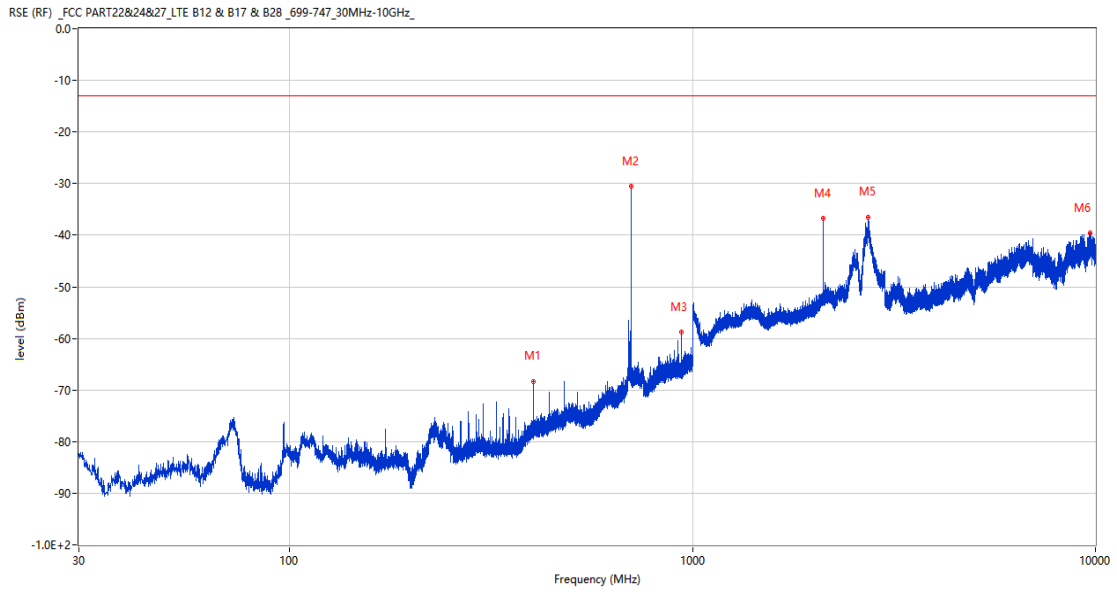
RSE-V&H LTE Band 12 BW5 CH23095



Frequency (MHz)	Result (dBm)	Factor (dB)	PK Limit (dBm)	Over Limit (dB)	Table (o)	ANT	EUT	Verdict
69.527	-66.72	-16.47	-13.0	-53.72	4.00	Vertical	Horizontal	Pass
441.571	-65.32	-7.09	-13.0	-52.32	352.00	Vertical	Horizontal	Pass
705.314	-40.68	3.16	-13.0	-27.68	339.00	Vertical	Horizontal	N/A
2116.300	-37.90	1.14	-13.0	-24.90	209.00	Vertical	Horizontal	Pass
2734.200	-36.00	19.22	-13.0	-23.00	125.00	Vertical	Horizontal	Pass
9740.200	-39.00	18.37	-13.0	-26.00	304.00	Vertical	Horizontal	Pass

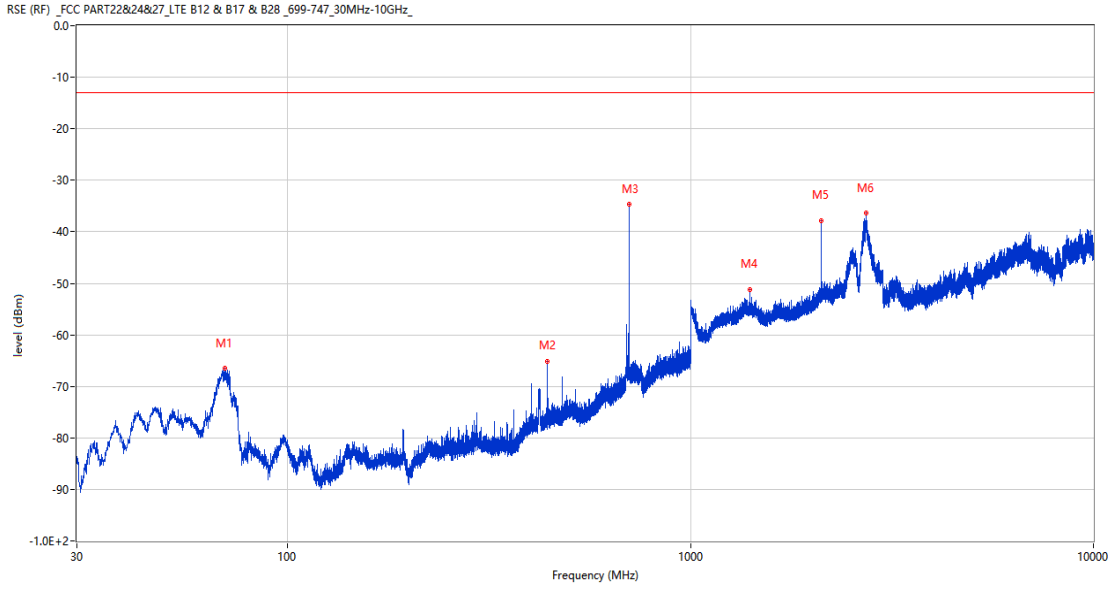
## 7.4 LTE Band 12 BW10, Middle Channel

RSE-H&H LTE Band 12 BW10 CH23095



Frequency (MHz)	Result (dBm)	Factor (dB)	PK Limit (dBm)	Over Limit (dB)	Table (o)	ANT	EUT	Verdict
403.207	-68.33	-8.04	-13.0	-55.33	331.00	Horizontal	Horizontal	Pass
703.034	-30.52	3.15	-13.0	-17.52	211.00	Horizontal	Horizontal	N/A
940.782	-58.81	3.99	-13.0	-45.81	211.00	Horizontal	Horizontal	Pass
2109.500	-36.82	1.41	-13.0	-23.82	100.00	Horizontal	Horizontal	Pass
2727.300	-36.52	19.52	-13.0	-23.52	347.00	Horizontal	Horizontal	Pass
9713.050	-39.47	18.60	-13.0	-26.47	344.00	Horizontal	Horizontal	Pass

RSE-V&H LTE Band 12 BW10 CH23095

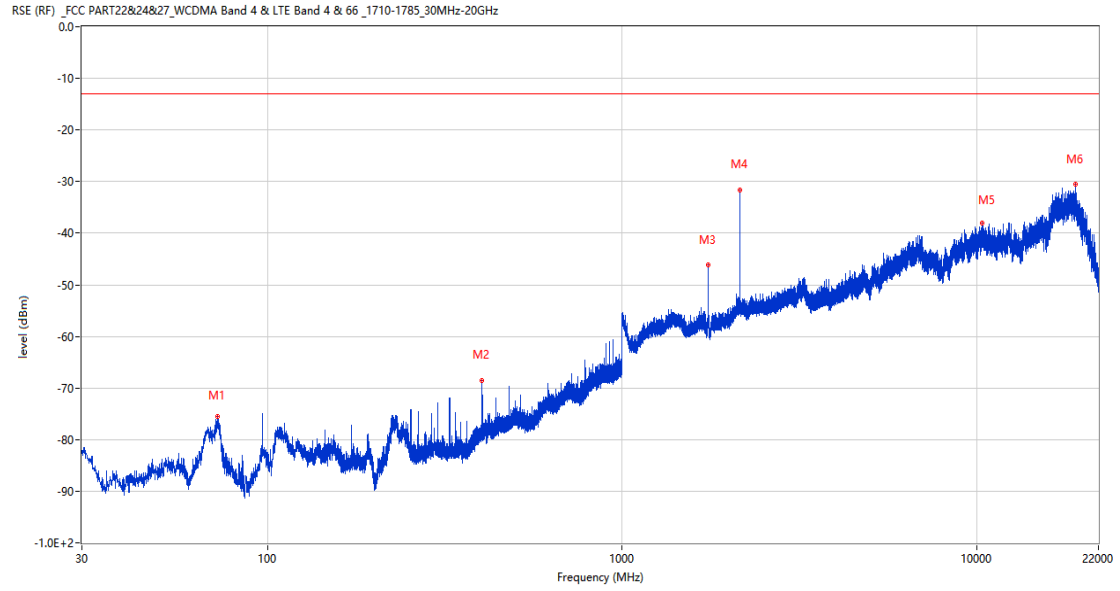


Frequency (MHz)	Result (dBm)	Factor (dB)	PK Limit (dBm)	Over Limit (dB)	Table (o)	ANT	EUT	Verdict
69.915	-66.50	-16.44	-13.0	-53.50	0.00	Vertical	Horizontal	Pass
441.620	-65.74	-7.09	-13.0	-52.74	260.00	Vertical	Horizontal	Pass
703.034	-37.19	3.15	-13.0	-24.19	0.00	Vertical	Horizontal	N/A
1406.300	-51.21	-1.53	-13.0	-38.21	317.00	Vertical	Horizontal	Pass
2109.500	-37.77	1.41	-13.0	-24.77	355.00	Vertical	Horizontal	Pass
2726.300	-36.37	19.31	-13.0	-23.37	214.00	Vertical	Horizontal	Pass

## 8 LTE Band 66

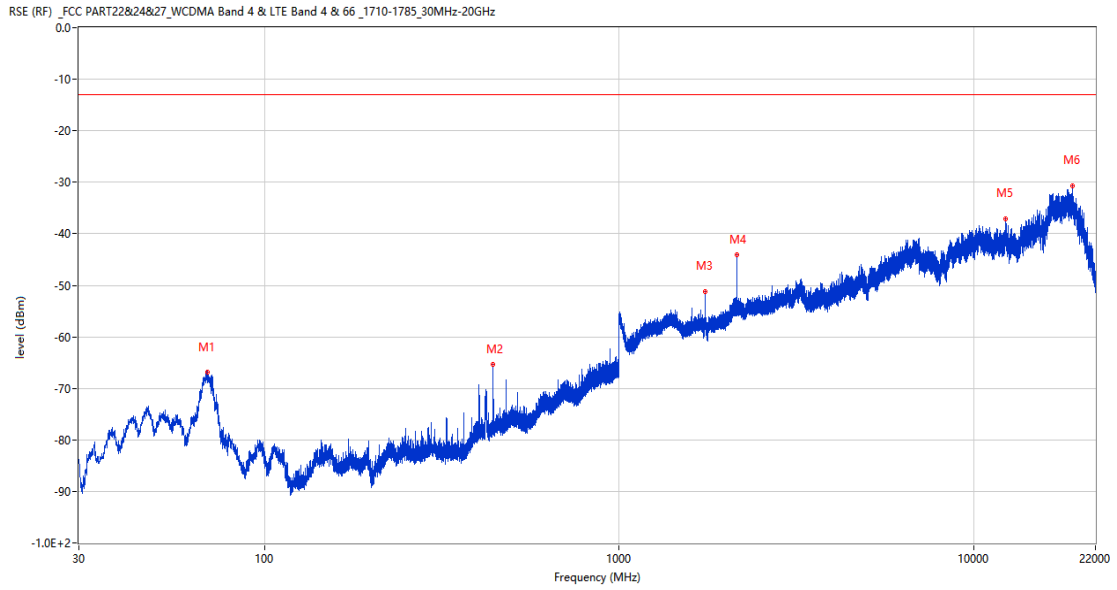
### 8.1 LTE Band 66 BW1.4, Middle Channel

RSE-H&H LTE Band 66 BW1.4 CH132322



Frequency (MHz)	Result (dBm)	Factor (dB)	PK Limit (dBm)	Over Limit (dB)	Table (o)	ANT	EUT	Verdict
72.389	-75.46	-17.42	-13.0	-62.46	311.00	Horizontal	Horizontal	Pass
403.207	-68.54	-8.99	-13.0	-55.54	333.00	Horizontal	Horizontal	Pass
1744.800	-46.23	-3.49	-13.0	-33.23	142.00	Horizontal	Horizontal	N/A
2145.600	-31.73	-1.13	-13.0	-18.73	220.00	Horizontal	Horizontal	N/A
10330.974	-38.09	19.41	-13.0	-25.09	52.00	Horizontal	Horizontal	Pass
18940.563	-30.60	25.07	-13.0	-17.60	345.00	Horizontal	Horizontal	Pass

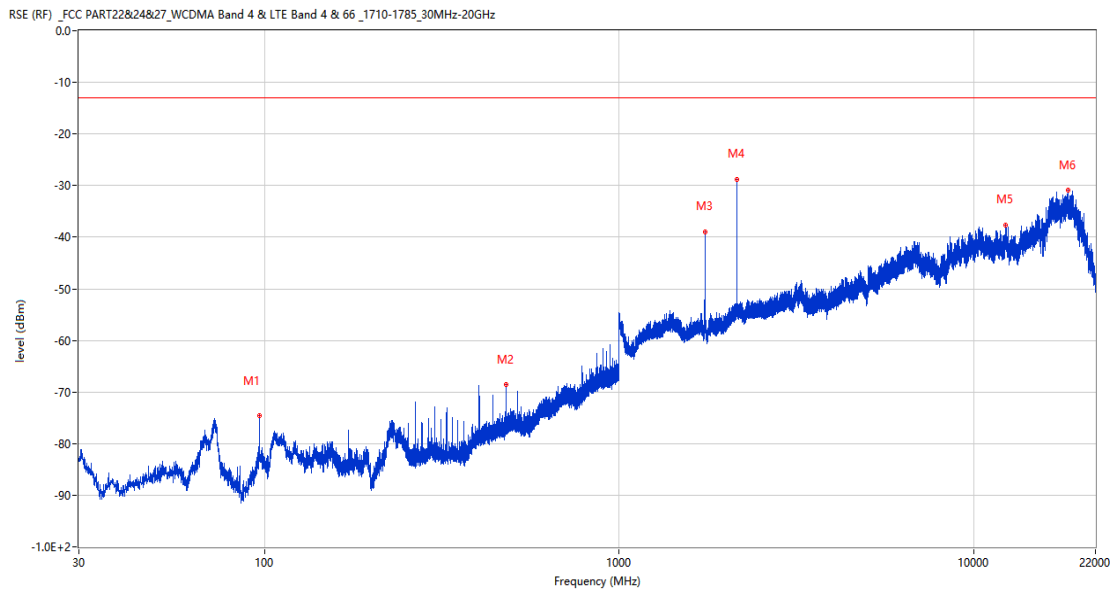
RSE-V&H LTE Band 66 BW1.4 CH132322



Frequency (MHz)	Result (dBm)	Factor (dB)	PK Limit (dBm)	Over Limit (dB)	Table (o)	ANT	EUT	Verdict
68.946	-66.92	-16.75	-13.0	-53.92	36.00	Vertical	Horizontal	Pass
441.620	-65.43	-8.07	-13.0	-52.43	345.00	Vertical	Horizontal	Pass
1744.800	-51.16	-3.49	-13.0	-38.16	106.00	Vertical	Horizontal	N/A
2145.500	-44.13	-1.12	-13.0	-31.13	215.00	Vertical	Horizontal	N/A
12246.875	-37.07	18.21	-13.0	-24.07	220.00	Vertical	Horizontal	Pass
18938.712	-30.63	25.07	-13.0	-17.63	49.00	Vertical	Horizontal	Pass

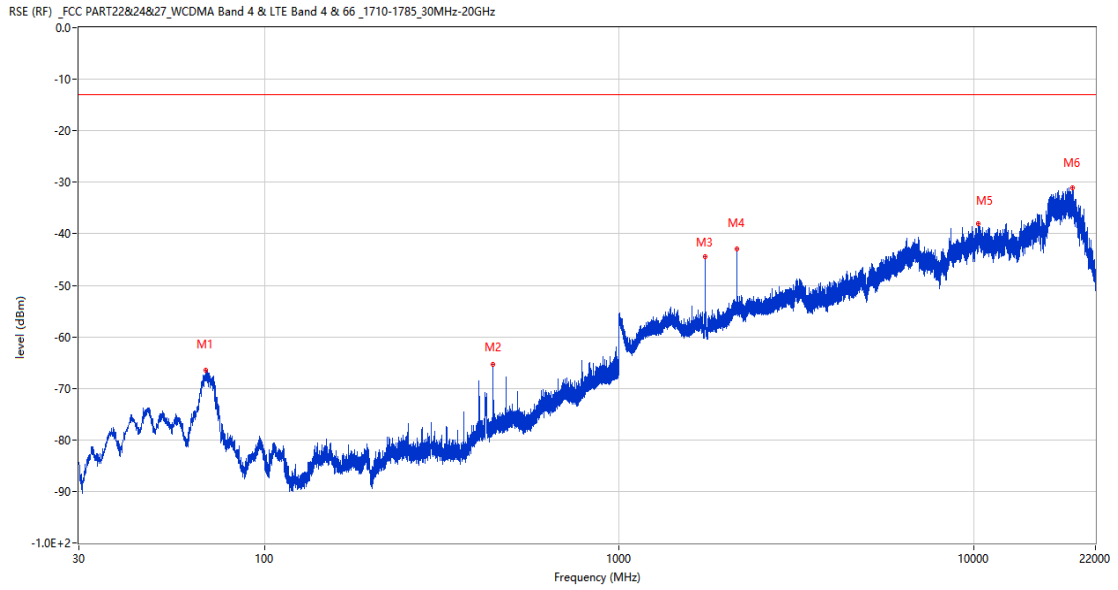
## 8.2 LTE Band 66 BW3, Middle Channel

RSE-H&H LTE Band 66 BW3 CH132322



Frequency (MHz)	Result (dBm)	Factor (dB)	PK Limit (dBm)	Over Limit (dB)	Table (o)	ANT	EUT	Verdict
96.736	-74.52	-20.59	-13.0	-61.52	119.00	Horizontal	Horizontal	Pass
479.983	-68.56	-7.29	-13.0	-55.56	151.00	Horizontal	Horizontal	Pass
1743.900	-39.06	-3.48	-13.0	-26.06	140.00	Horizontal	Horizontal	N/A
2145.900	-28.80	-1.15	-13.0	-15.80	221.00	Horizontal	Horizontal	N/A
12246.875	-37.64	18.21	-13.0	-24.64	226.00	Horizontal	Horizontal	Pass
18376.776	-30.81	25.38	-13.0	-17.81	355.00	Horizontal	Horizontal	Pass

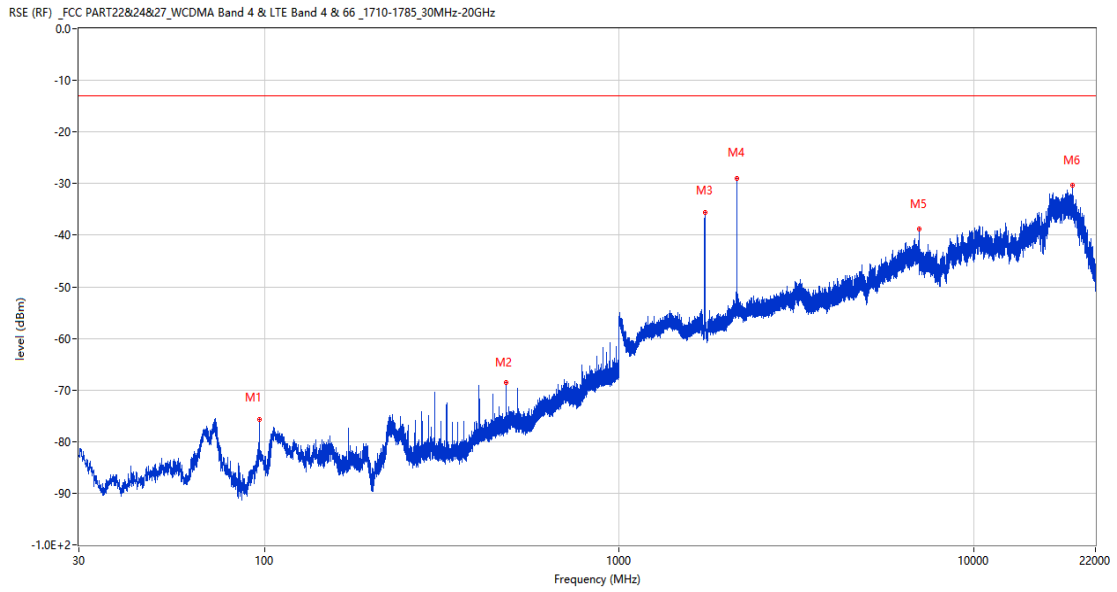
RSE-V&H LTE Band 66 BW3 CH132322



Frequency (MHz)	Result (dBm)	Factor (dB)	PK Limit (dBm)	Over Limit (dB)	Table (o)	ANT	EUT	Verdict
68.267	-66.43	-16.78	-13.0	-53.43	12.00	Vertical	Horizontal	Pass
441.571	-65.43	-8.07	-13.0	-52.43	339.00	Vertical	Horizontal	Pass
1744.000	-44.52	-3.48	-13.0	-31.52	276.00	Vertical	Horizontal	N/A
2145.700	-42.86	-1.13	-13.0	-29.86	223.00	Vertical	Horizontal	N/A
10305.100	-38.02	19.39	-13.0	-25.02	210.00	Vertical	Horizontal	Pass
18929.000	-31.09	25.08	-13.0	-18.09	360.00	Vertical	Horizontal	Pass

### 8.3 LTE Band 66 BW5, Middle Channel

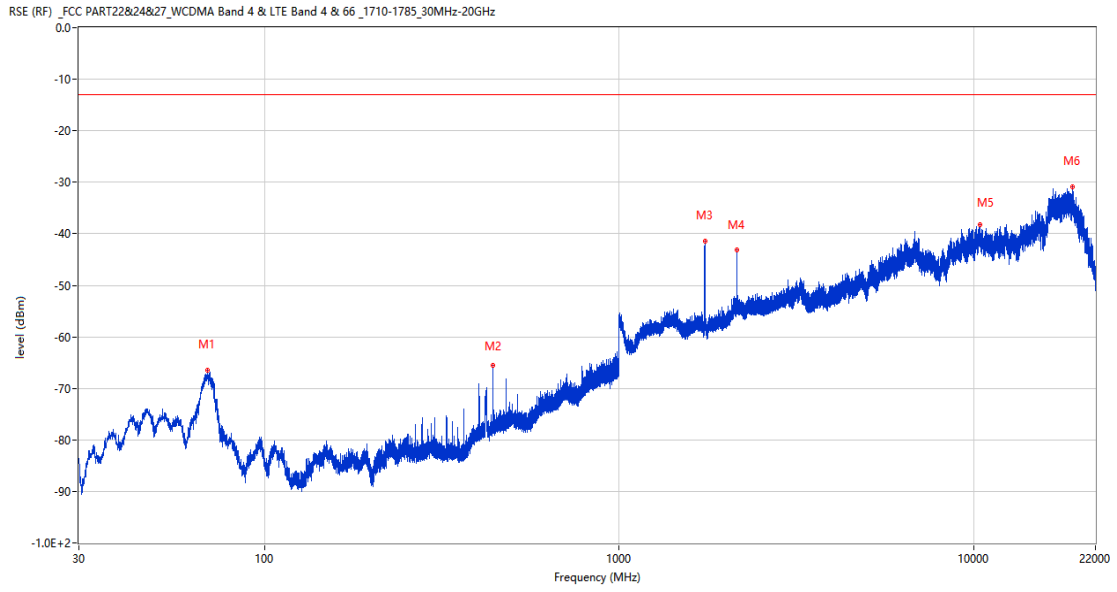
RSE-H&H LTE Band 66 BW5 CH132322



Frequency (MHz)	Result (dBm)	Factor (dB)	PK Limit (dBm)	Over Limit (dB)	Table (o)	ANT	EUT	Verdict
96.688	-75.70	-20.58	-13.0	-62.70	102.00	Horizontal	Horizontal	Pass
480.031	-68.58	-7.29	-13.0	-55.58	151.00	Horizontal	Horizontal	Pass
1743.100	-35.51	-3.47	-13.0	-22.51	151.00	Horizontal	Horizontal	N/A
2143.700	-28.96	-1.04	-13.0	-15.96	219.00	Horizontal	Horizontal	N/A
6998.600	-38.81	13.94	-13.0	-25.81	244.00	Horizontal	Horizontal	Pass
18929.463	-30.35	25.08	-13.0	-17.35	17.00	Horizontal	Horizontal	Pass



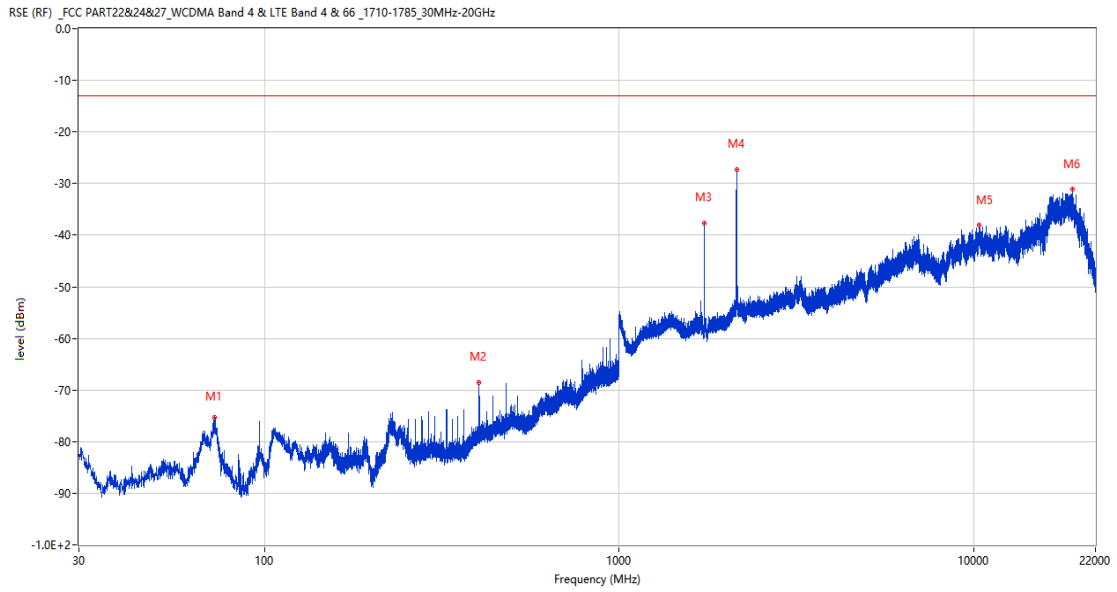
RSE-V&H LTE Band 66 BW5 CH132322



Frequency (MHz)	Result (dBm)	Factor (dB)	PK Limit (dBm)	Over Limit (dB)	Table (o)	ANT	EUT	Verdict
69.285	-66.42	-16.73	-13.0	-53.42	19.00	Vertical	Horizontal	Pass
441.620	-65.47	-8.07	-13.0	-52.47	331.00	Vertical	Horizontal	Pass
1743.100	-41.35	-3.47	-13.0	-28.35	277.00	Vertical	Horizontal	N/A
2145.100	-43.18	-1.08	-13.0	-30.18	266.00	Vertical	Horizontal	N/A
10429.300	-38.21	19.15	-13.0	-25.21	261.00	Vertical	Horizontal	Pass
18939.175	-30.85	25.07	-13.0	-17.85	336.00	Vertical	Horizontal	Pass

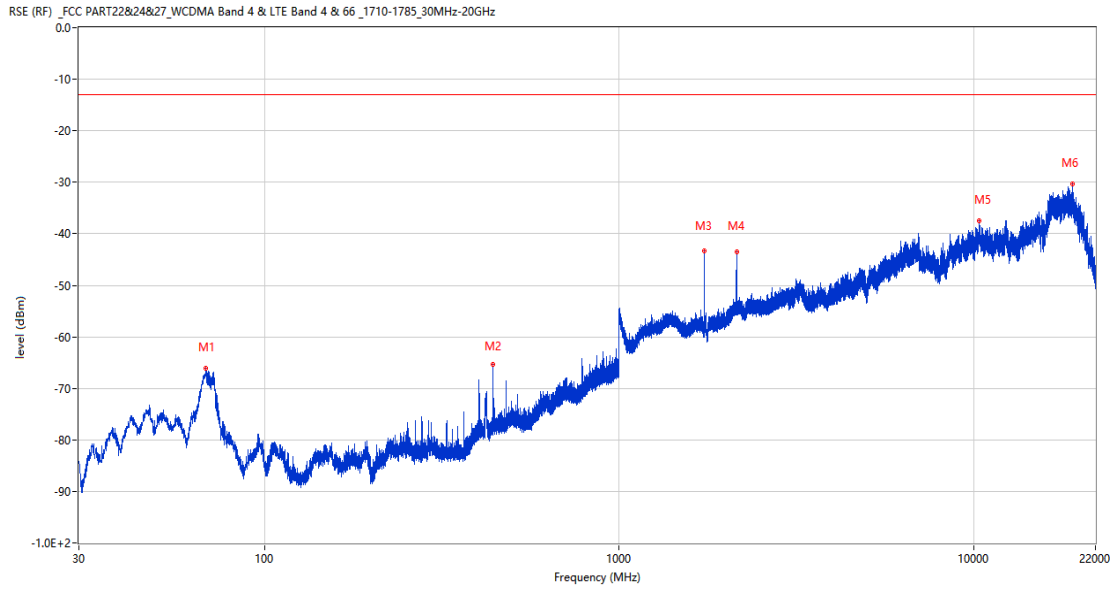
## 8.4 LTE Band 66 BW10, Middle Channel

RSE-H&H LTE Band 66 BW10 CH132322



Frequency (MHz)	Result (dBm)	Factor (dB)	PK Limit (dBm)	Over Limit (dB)	Table (o)	ANT	EUT	Verdict
72.535	-75.30	-17.46	-13.0	-62.30	146.00	Horizontal	Horizontal	Pass
403.207	-68.53	-8.99	-13.0	-55.53	323.00	Horizontal	Horizontal	Pass
1740.800	-37.58	-3.44	-13.0	-24.58	137.00	Horizontal	Horizontal	N/A
2144.700	-27.26	-1.05	-13.0	-14.26	217.00	Horizontal	Horizontal	N/A
10330.974	-38.01	19.41	-13.0	-25.01	117.00	Horizontal	Horizontal	Pass
18934.551	-31.03	25.07	-13.0	-18.03	82.00	Horizontal	Horizontal	Pass

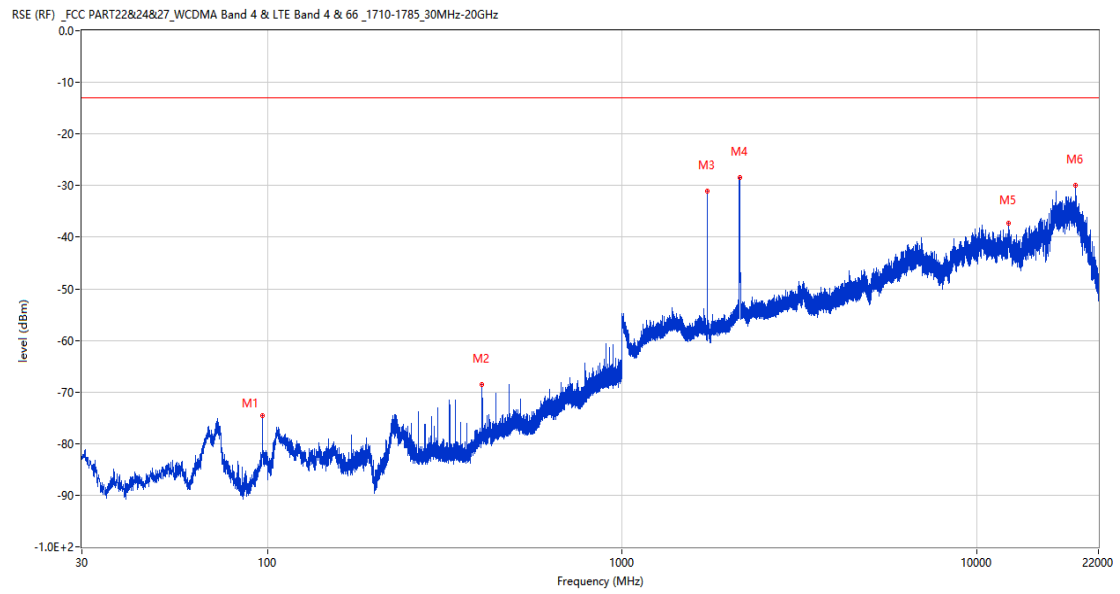
RSE-V&H LTE Band 66 BW10 CH132322



Frequency (MHz)	Result (dBm)	Factor (dB)	PK Limit (dBm)	Over Limit (dB)	Table (o)	ANT	EUT	Verdict
68.364	-66.10	-16.77	-13.0	-53.10	28.00	Vertical	Horizontal	Pass
441.620	-65.44	-8.07	-13.0	-52.44	248.00	Vertical	Horizontal	Pass
1740.700	-43.37	-3.44	-13.0	-30.37	275.00	Vertical	Horizontal	N/A
2144.900	-43.51	-1.06	-13.0	-30.51	74.00	Vertical	Horizontal	N/A
10326.950	-37.45	19.47	-13.0	-24.45	273.00	Vertical	Horizontal	Pass
18933.162	-30.41	25.07	-13.0	-17.41	0.00	Vertical	Horizontal	Pass

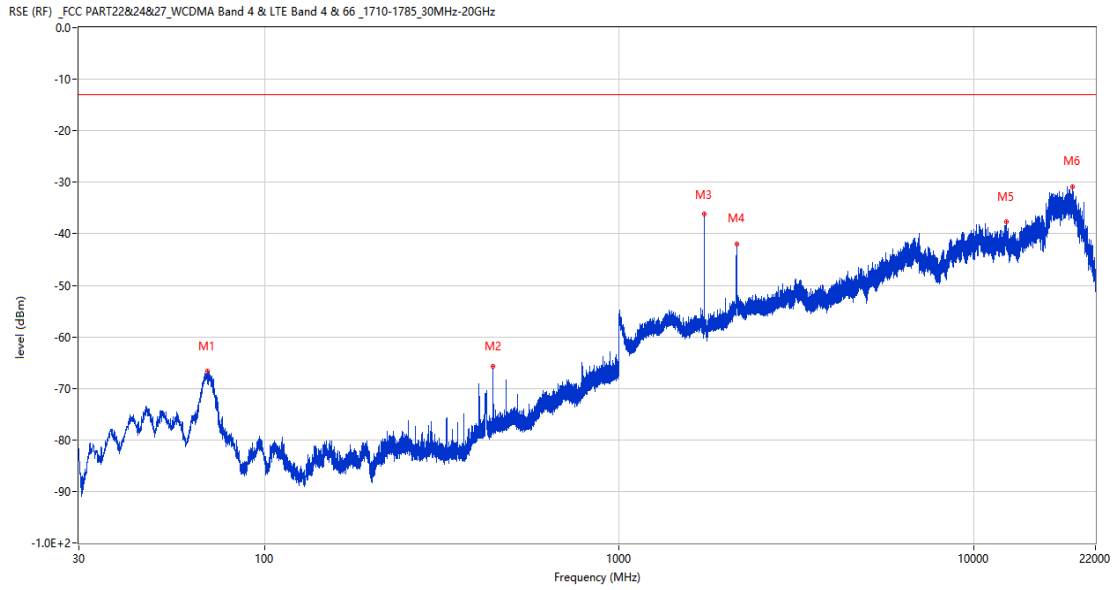
## 8.5 LTE Band 66 BW15, Middle Channel

RSE-H&H LTE Band 66 BW15 CH132322



Frequency (MHz)	Result (dBm)	Factor (dB)	PK Limit (dBm)	Over Limit (dB)	Table (o)	ANT	EUT	Verdict
96.736	-74.50	-20.59	-13.0	-61.50	133.00	Horizontal	Horizontal	Pass
403.207	-68.50	-8.99	-13.0	-55.50	308.00	Horizontal	Horizontal	Pass
1738.500	-31.06	-3.41	-13.0	-18.06	145.00	Horizontal	Horizontal	N/A
2150.600	-28.35	-0.98	-13.0	-15.35	225.00	Horizontal	Horizontal	N/A
12276.487	-37.24	18.79	-13.0	-24.24	250.00	Horizontal	Horizontal	Pass
18958.600	-29.88	25.06	-13.0	-16.88	338.00	Horizontal	Horizontal	Pass

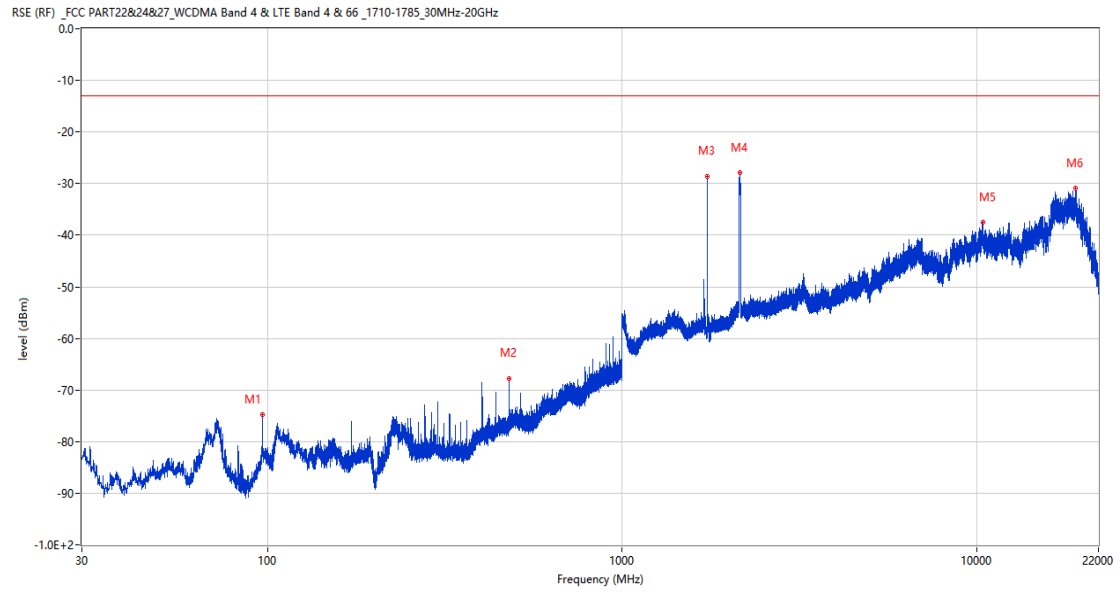
RSE-V&H LTE Band 66 BW15 CH132322



Frequency (MHz)	Result (dBm)	Factor (dB)	PK Limit (dBm)	Over Limit (dB)	Table (o)	ANT	EUT	Verdict
69.091	-66.75	-16.74	-13.0	-53.75	12.00	Vertical	Horizontal	Pass
441.571	-65.70	-8.07	-13.0	-52.70	353.00	Vertical	Horizontal	Pass
1738.600	-36.23	-3.41	-13.0	-23.23	275.00	Vertical	Horizontal	N/A
2145.800	-41.97	-1.14	-13.0	-28.97	215.00	Vertical	Horizontal	N/A
12361.588	-37.76	16.63	-13.0	-24.76	267.00	Vertical	Horizontal	Pass
18959.526	-30.79	25.06	-13.0	-17.79	23.00	Vertical	Horizontal	Pass

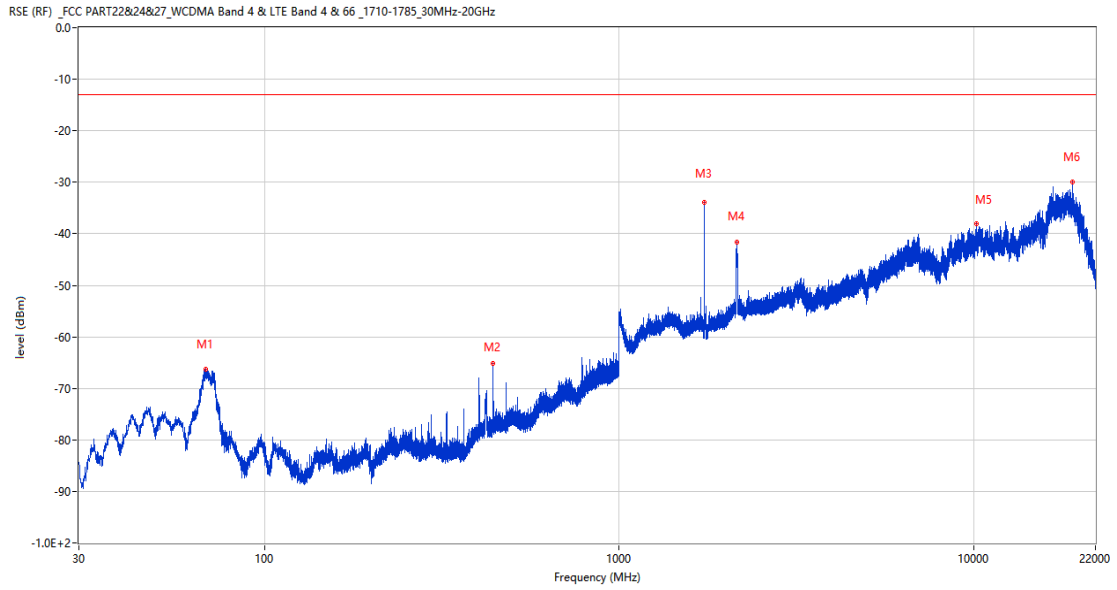
## 8.6 LTE Band 66 BW20, Middle Channel

RSE-H&H LTE Band 66 BW20 CH132322



Frequency (MHz)	Result (dBm)	Factor (dB)	PK Limit (dBm)	Over Limit (dB)	Table (o)	ANT	EUT	Verdict
96.736	-74.71	-20.59	-13.0	-61.71	330.00	Horizontal	Horizontal	Pass
480.031	-67.75	-7.29	-13.0	-54.75	155.00	Horizontal	Horizontal	Pass
1736.300	-28.56	-3.38	-13.0	-15.56	142.00	Horizontal	Horizontal	N/A
2153.100	-27.94	-0.99	-13.0	-14.94	218.00	Horizontal	Horizontal	N/A
10396.237	-37.42	19.26	-13.0	-24.42	268.00	Horizontal	Horizontal	Pass
18921.136	-30.90	25.08	-13.0	-17.90	23.00	Horizontal	Horizontal	Pass

RSE-V&H LTE Band 66 BW20 CH132322



Frequency (MHz)	Result (dBm)	Factor (dB)	PK Limit (dBm)	Over Limit (dB)	Table (o)	ANT	EUT	Verdict
68.315	-66.35	-16.77	-13.0	-53.35	33.00	Vertical	Horizontal	Pass
441.571	-65.12	-8.07	-13.0	-52.12	329.00	Vertical	Horizontal	Pass
1736.400	-33.97	-3.38	-13.0	-20.97	279.00	Vertical	Horizontal	N/A
2152.600	-41.62	-1.01	-13.0	-28.62	226.00	Vertical	Horizontal	N/A
10143.237	-38.09	19.05	-13.0	-25.09	133.00	Vertical	Horizontal	Pass
18939.636	-30.01	25.07	-13.0	-17.01	169.00	Vertical	Horizontal	Pass