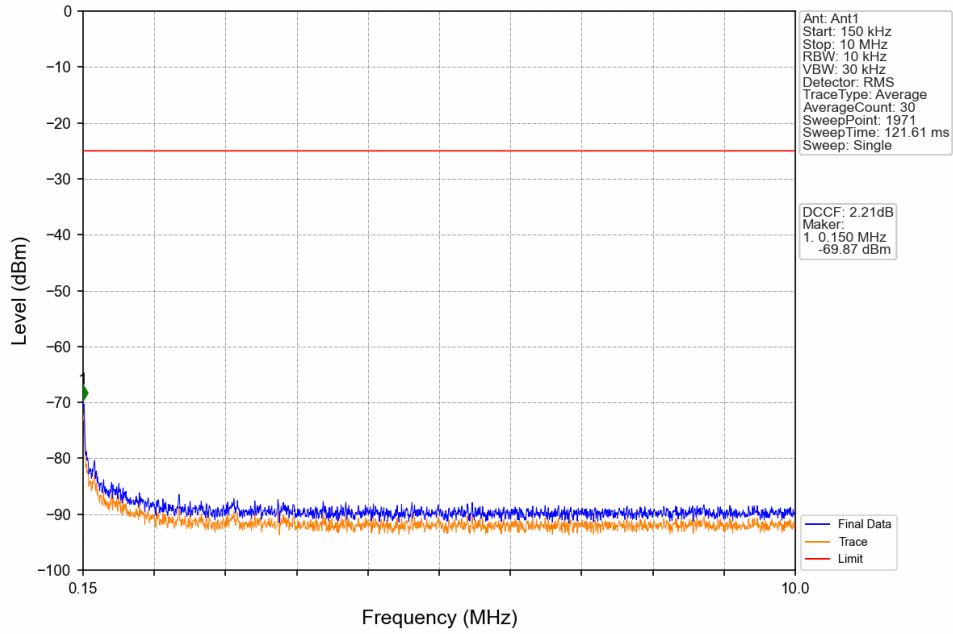
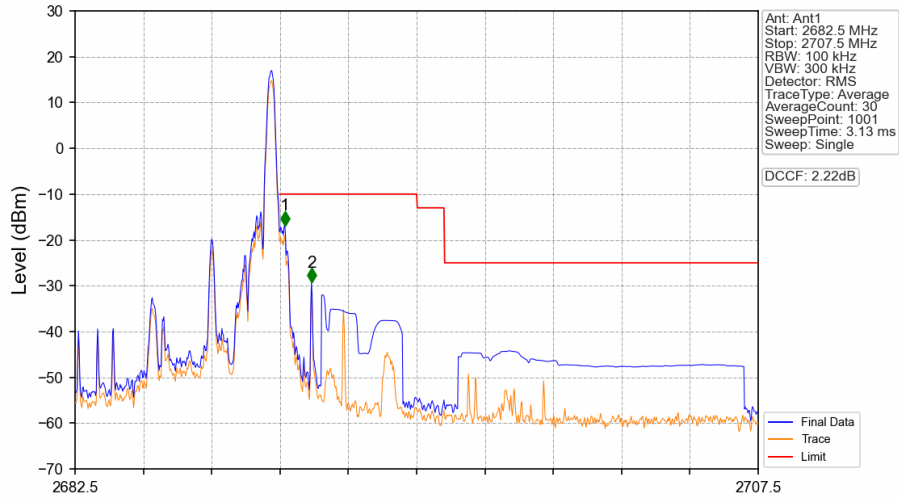


Band41_5MHz_QPSK_HCH_2687.5MHz_RB_1_0_NTNV

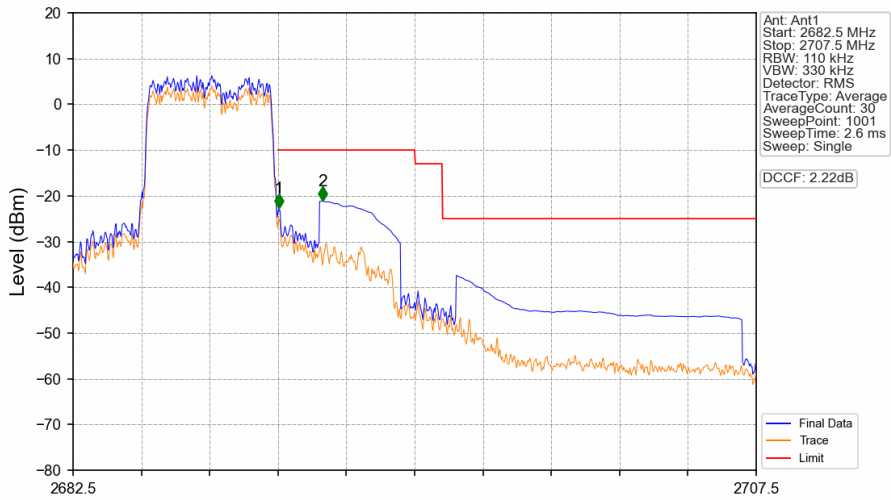


Band41_5MHz_QPSK_HCH_2687.5MHz_RB_1_24_NTNV



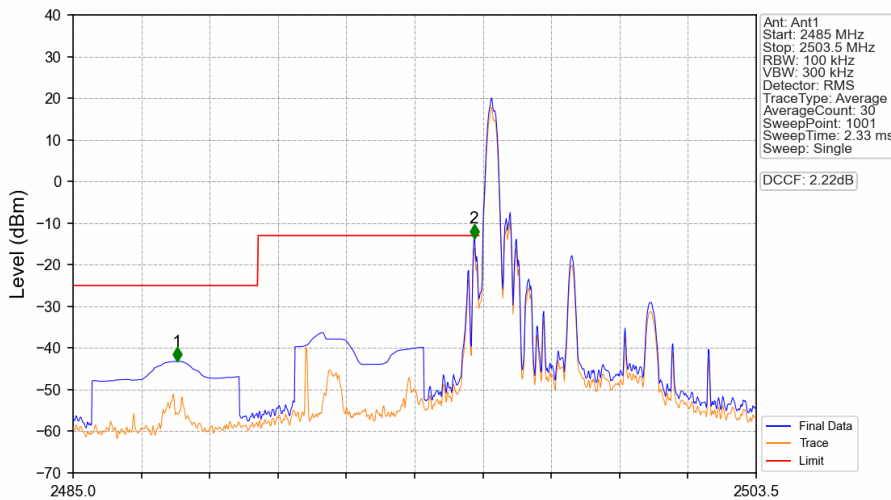
Start (MHz)	Stop (MHz)	RBW (MHz)	Method	Marker No.	Freq (MHz)	Level (dBm)	Limit (dBm)	Result
2682.5	2690	0.1	/	/	/	/	/	/
2690	2691	0.1	/	1	2690.175	-16.84	-10	Pass
2691	2707.5	1	CHP	2	2691.150	-29.21	-10	Pass

Band41_5MHz_QPSK_HCH_2687.5MHz_RB_25_0_NTNV



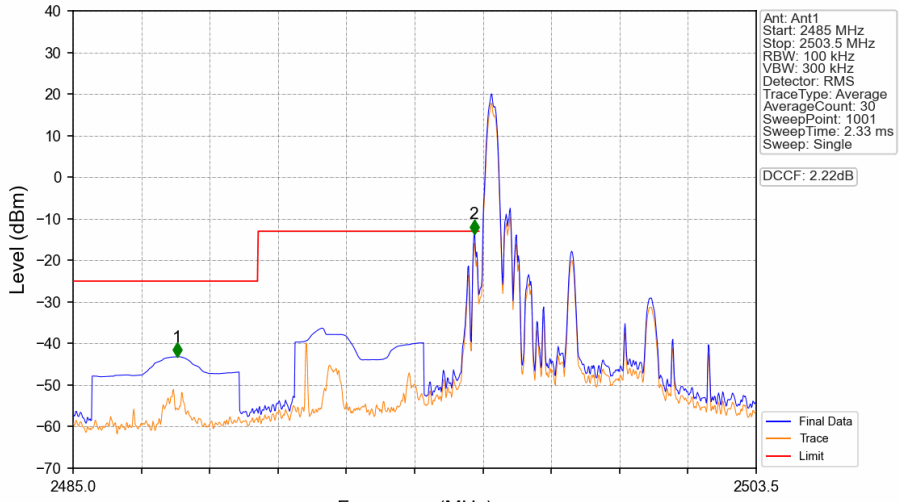
Start (MHz)	Stop (MHz)	RBW (MHz)	Method	Marker No.	Freq (MHz)	Level (dBm)	Limit (dBm)	Result
2682.5	2690	0.11	/	1	2690.025	-22.73	-10	Pass
2690	2691	0.11	/	1	2690.025	-22.73	-10	Pass
2691	2707.5	1	CHP	2	2691.625	-21.16	-10	Pass

Band41_5MHz_16QAM_LCH_2498.5MHz_RB_1_0_NTNV



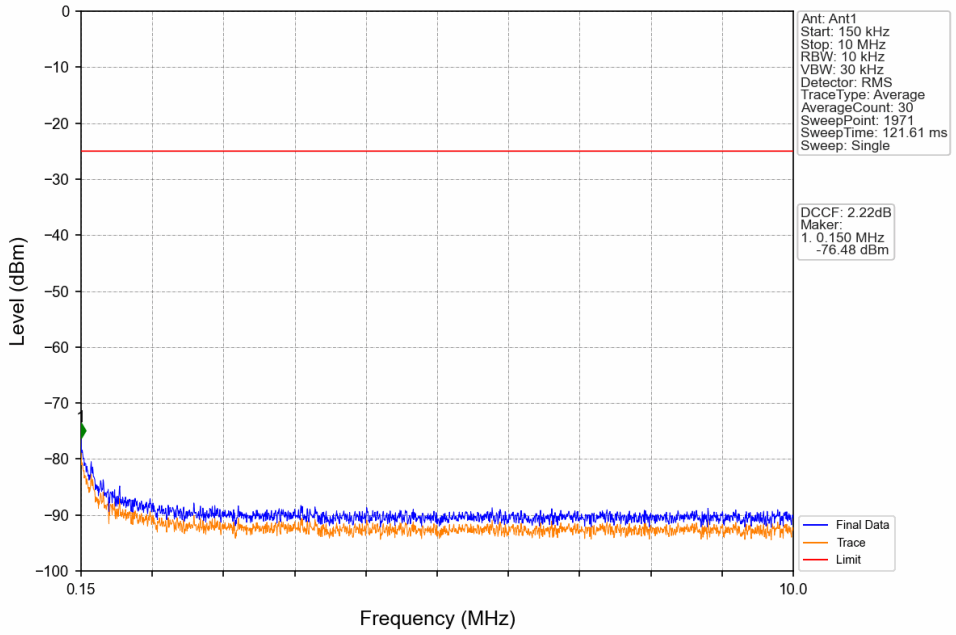
Start (MHz)	Stop (MHz)	RBW (MHz)	Method	Marker No.	Freq (MHz)	Level (dBm)	Limit (dBm)	Result
2485	2495	1	CHP	1	2487.812	-43.19	-25	Pass
2495	2496	0.1	/	2	2495.860	-13.64	-13	Pass
2496	2503.5	0.1	/	/	/	/	/	/

Band41_5MHz_16QAM_LCH_2498.5MHz_RB_1_0_NTNV

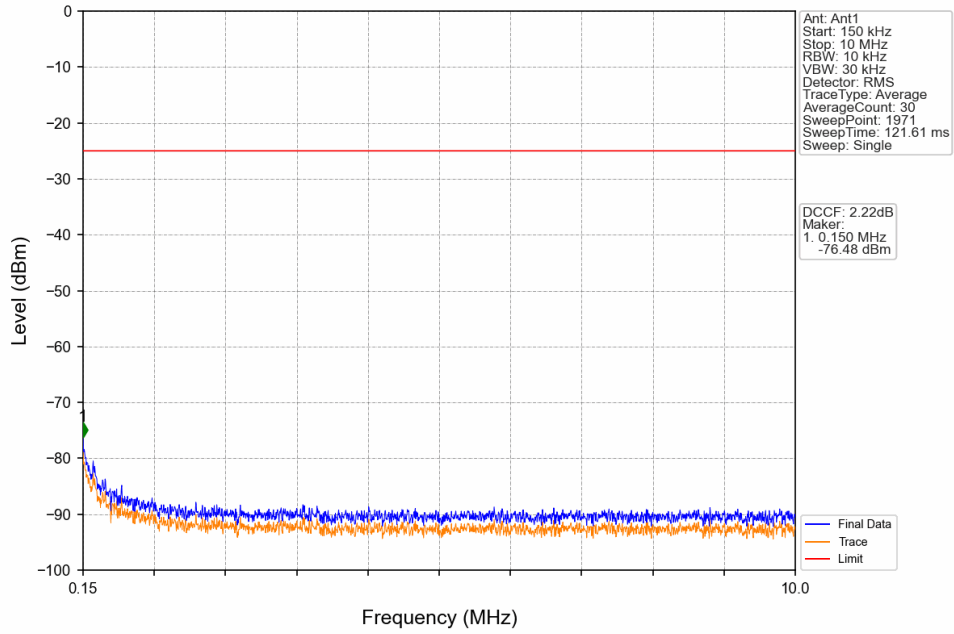


Start (MHz)	Stop (MHz)	RBW (MHz)	Method	Marker No.	Freq (MHz)	Level (dBm)	Limit (dBm)	Result
2485	2495	1	CHP	1	2487.812	-43.19	-25	Pass
2495	2496	0.1	/	2	2495.860	-13.64	-13	Pass
2496	2503.5	0.1	/	/	/	/	/	/

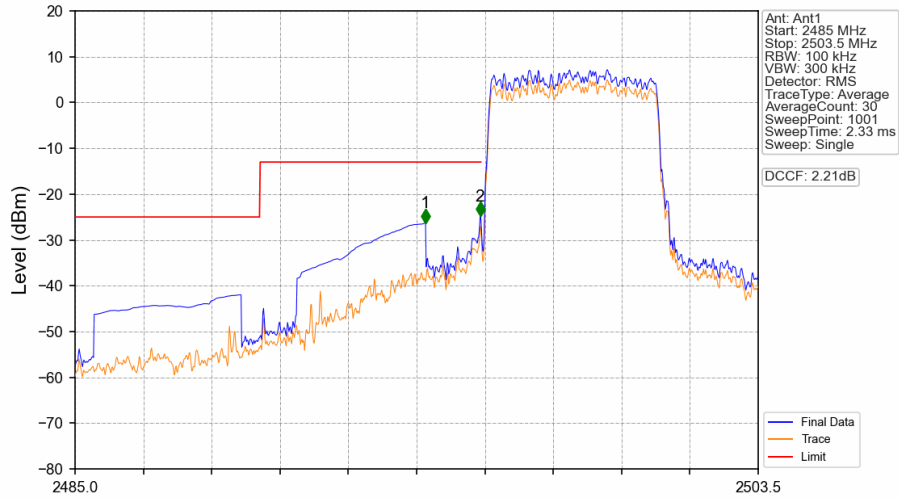
Band41_5MHz_16QAM_LCH_2498.5MHz_RB_1_0_NTNV



Band41_5MHz_16QAM_LCH_2498.5MHz_RB_1_0_NTNV

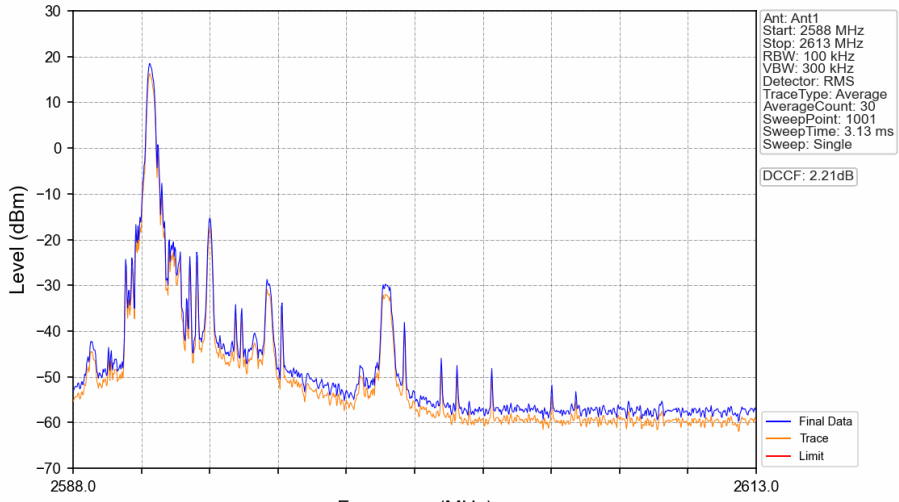


Band41_5MHz_16QAM_LCH_2498.5MHz_RB_25_0_NTNV



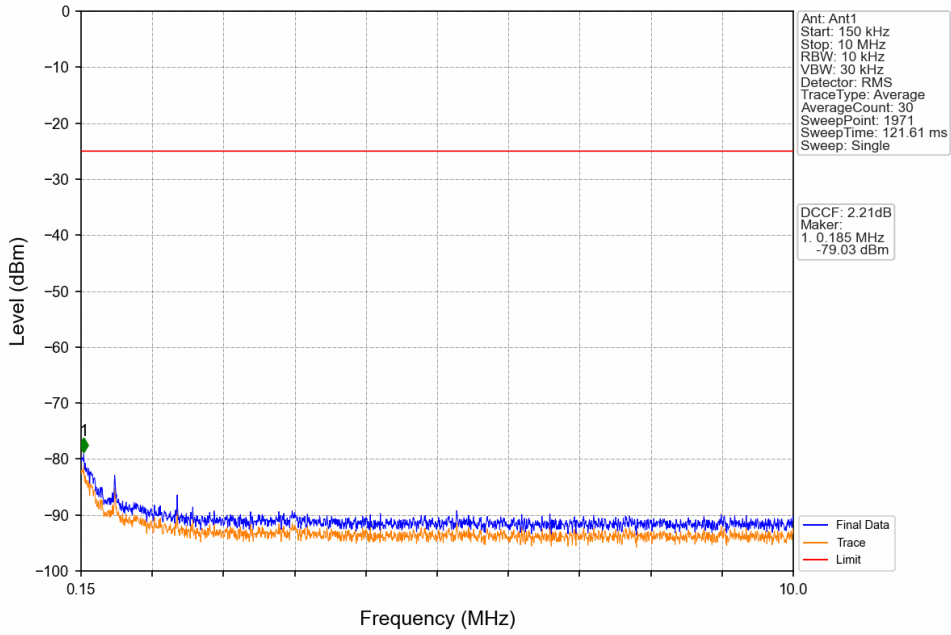
Start (MHz)	Stop (MHz)	RBW (MHz)	Method	Marker No.	Freq (MHz)	Level (dBm)	Limit (dBm)	Result
2485	2495	1	CHP	1	2494.490	-26.30	-13	Pass
2495	2496	0.1	/	2	2495.970	-24.80	-13	Pass
2496	2503.5	0.105	/	/	/	/	/	/

Band41_5MHz_16QAM_MCH_2593MHz_RB_1_0_NTNV

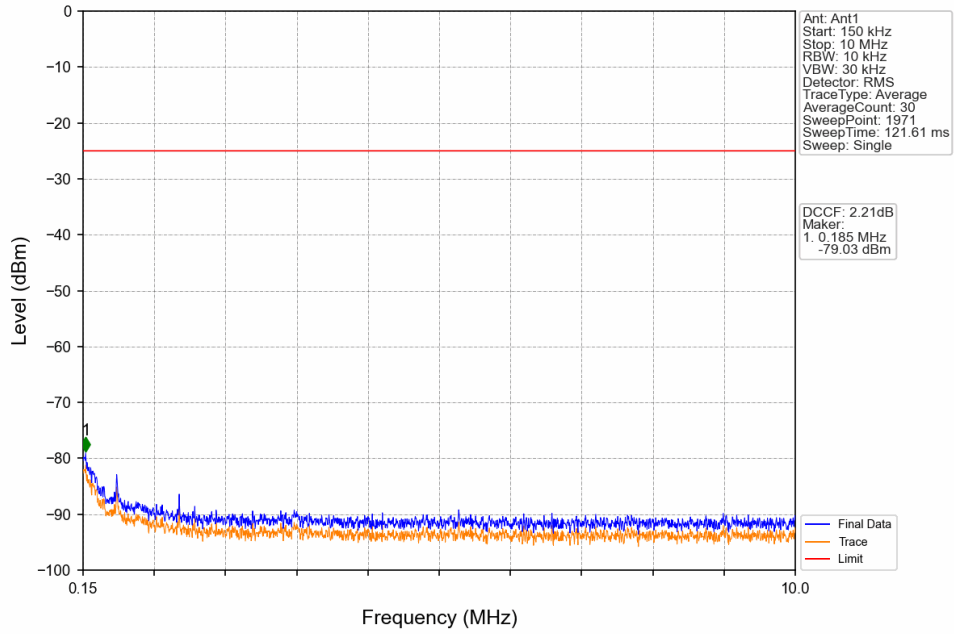


Start (MHz)	Stop (MHz)	RBW (MHz)	Method	Marker No.	Freq (MHz)	Level (dBm)	Limit (dBm)	Result
2588	2613	0.1	/	/	/	/	/	/

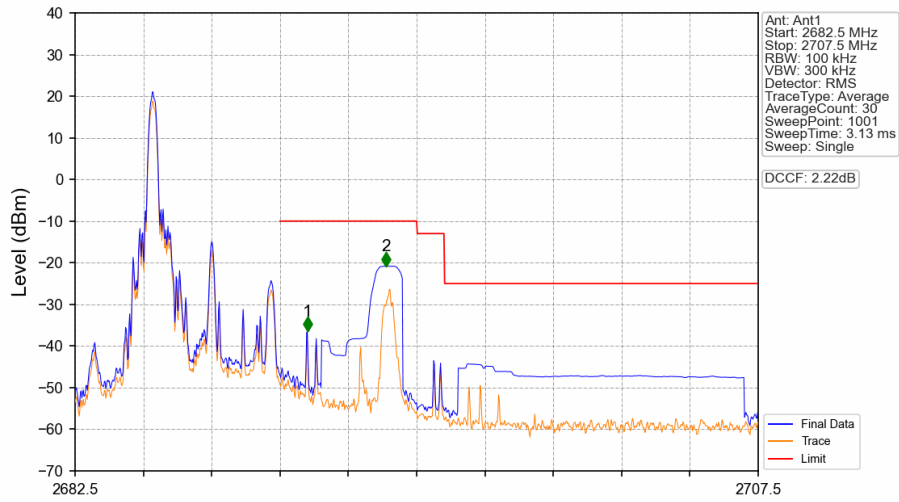
Band41_5MHz_16QAM_MCH_2593MHz_RB_1_0_NTNV



Band41_5MHz_16QAM_MCH_2593MHz_RB_1_0_NTNV

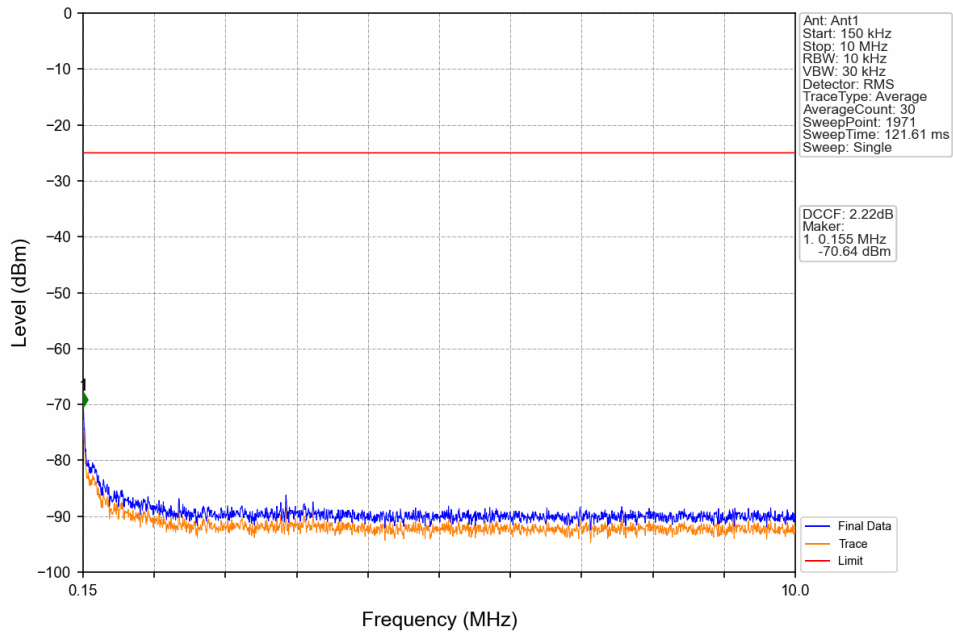


Band41_5MHz_16QAM_HCH_2687.5MHz_RB_1_0_NTNV

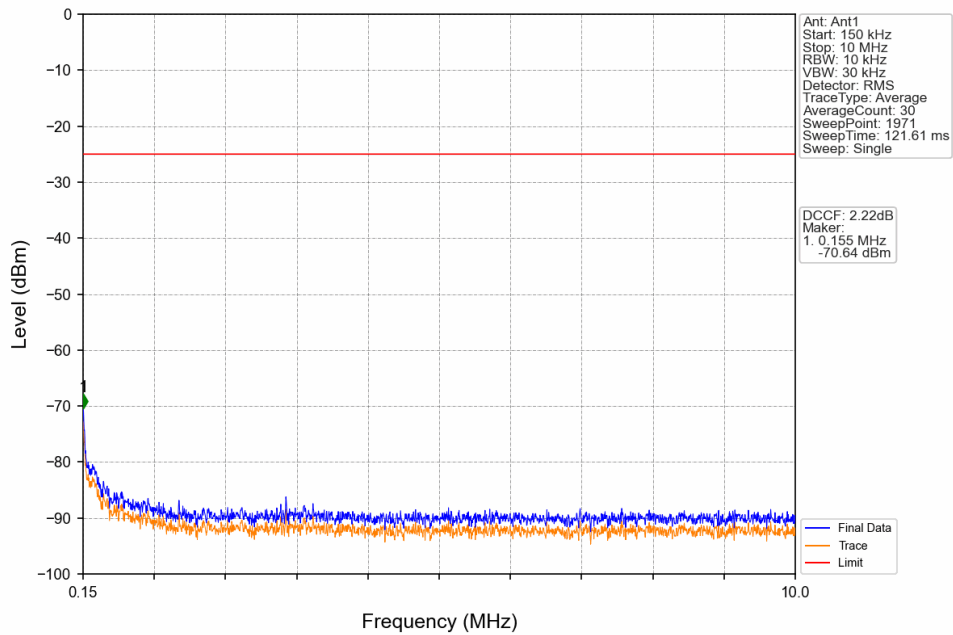


Start (MHz)	Stop (MHz)	RBW (MHz)	Method	Marker No.	Freq (MHz)	Level (dBm)	Limit (dBm)	Result
2682.5	2690	0.1	/	/	/	/	/	/
2690	2691	0.1	/	1	2691.000	-36.52	-10	Pass
2691	2707.5	1	CHP	2	2693.875	-20.83	-10	Pass

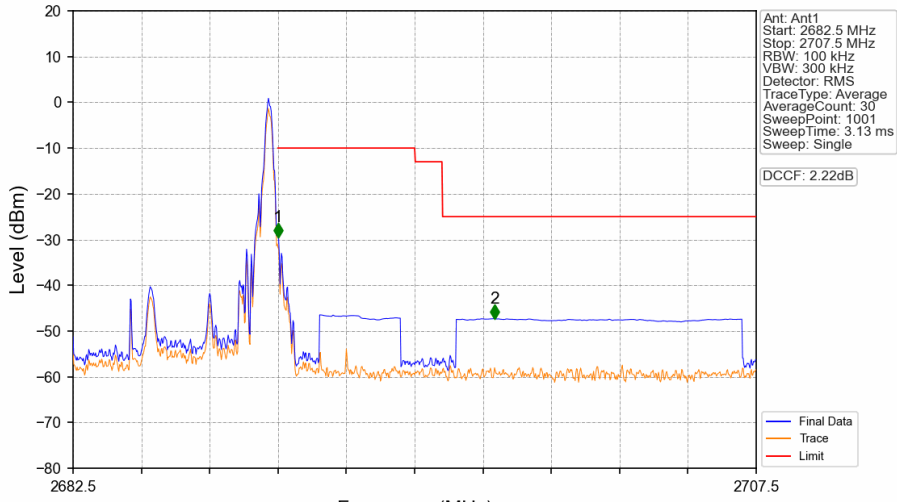
Band41_5MHz_16QAM_HCH_2687.5MHz_RB_1_0_NTNV



Band41_5MHz_16QAM_HCH_2687.5MHz_RB_1_0_NTNV

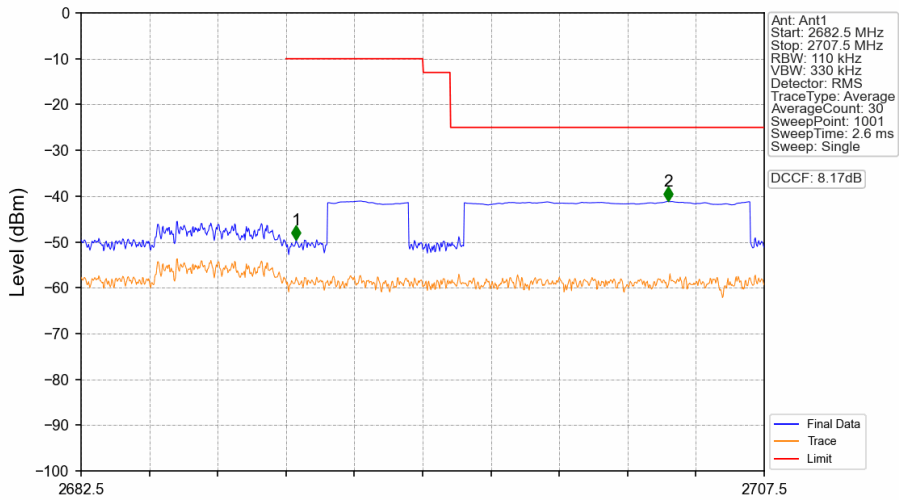


Band41_5MHz_16QAM_HCH_2687.5MHz_RB_1_24_NTNV



Start (MHz)	Stop (MHz)	RBW (MHz)	Method	Marker No.	Freq (MHz)	Level (dBm)	Limit (dBm)	Result
2682.5	2690	0.1	/	/	/	/	/	/
2690	2691	0.1	/	1	2690.000	-29.50	-10	Pass
2691	2707.5	1	CHP	2	2697.925	-47.29	-25	Pass

Band41_5MHz_16QAM_HCH_2687.5MHz_RB_25_0_NTNV



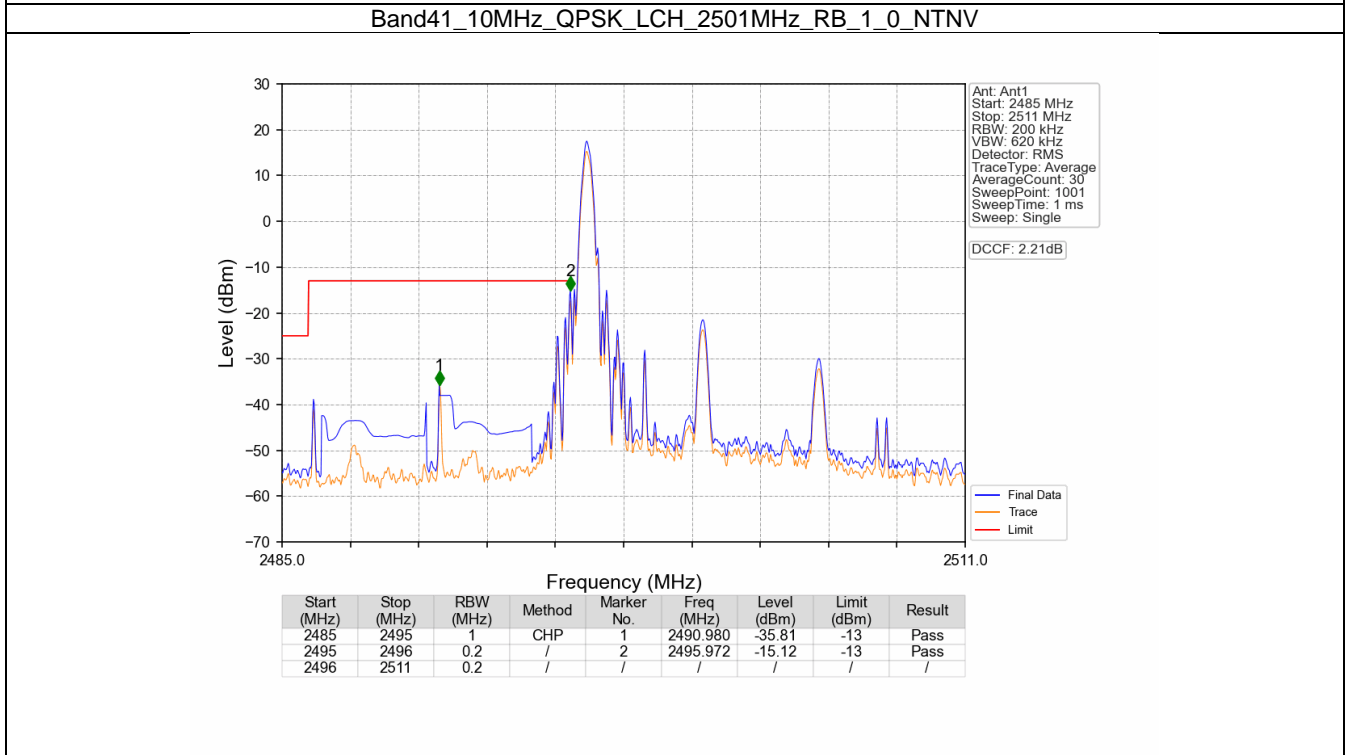
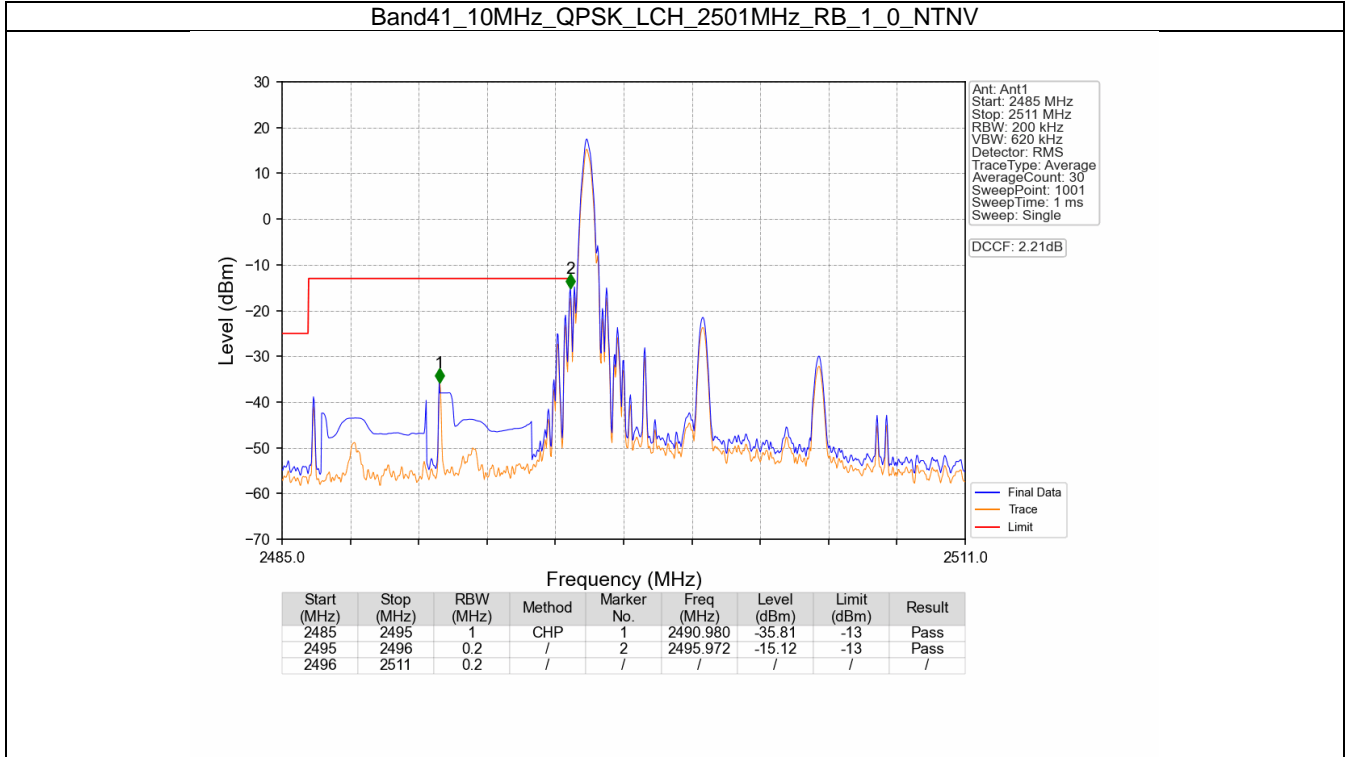
Start (MHz)	Stop (MHz)	RBW (MHz)	Method	Marker No.	Freq (MHz)	Level (dBm)	Limit (dBm)	Result
2682.5	2690	0.11	/	/	/	/	/	/
2690	2691	0.11	/	1	2690.375	-49.53	-10	Pass
2691	2707.5	1	CHP	2	2703.975	-41.17	-25	Pass

6.2 B41_10MHz

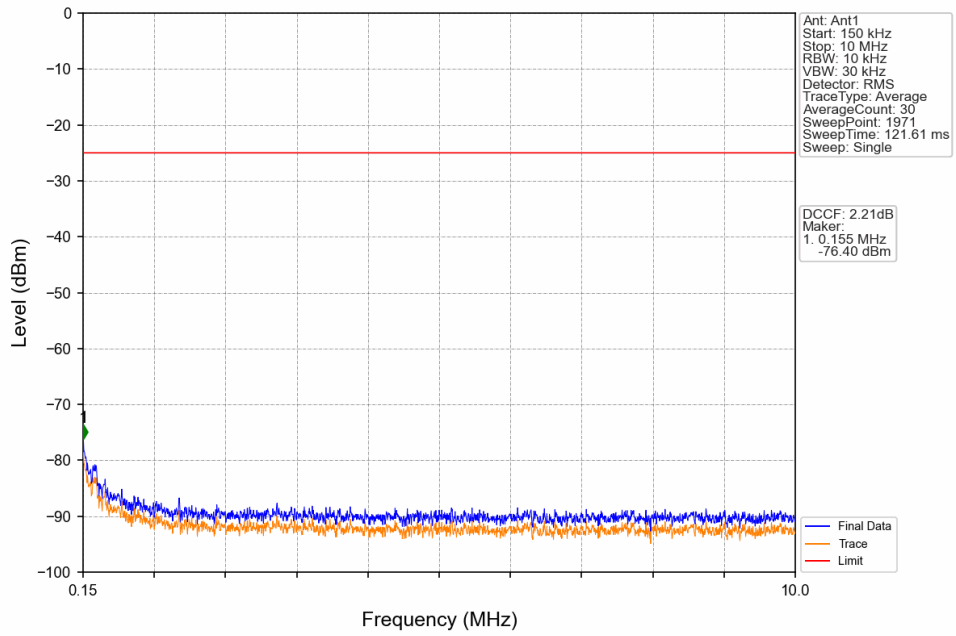
6.2.1 Test Result

Band: 41 / Bandwidth: 10MHz / NTV						
Modulation	Frequency (MHz)	RB Allocation		Spurious Emission		Verdict
		Size	Offset	Result	Limit	
QPSK	2501	1	0	Refer To Test Graph		Pass
		50	0	Refer To Test Graph		Pass
	2593	1	0	Refer To Test Graph		Pass
	2685	1	0	Refer To Test Graph		Pass
			49	Refer To Test Graph		Pass
		50	0	Refer To Test Graph		Pass
16QAM	2501	1	0	Refer To Test Graph		Pass
		50	0	Refer To Test Graph		Pass
	2593	1	0	Refer To Test Graph		Pass
	2685	1	0	Refer To Test Graph		Pass
			49	Refer To Test Graph		Pass
		50	0	Refer To Test Graph		Pass

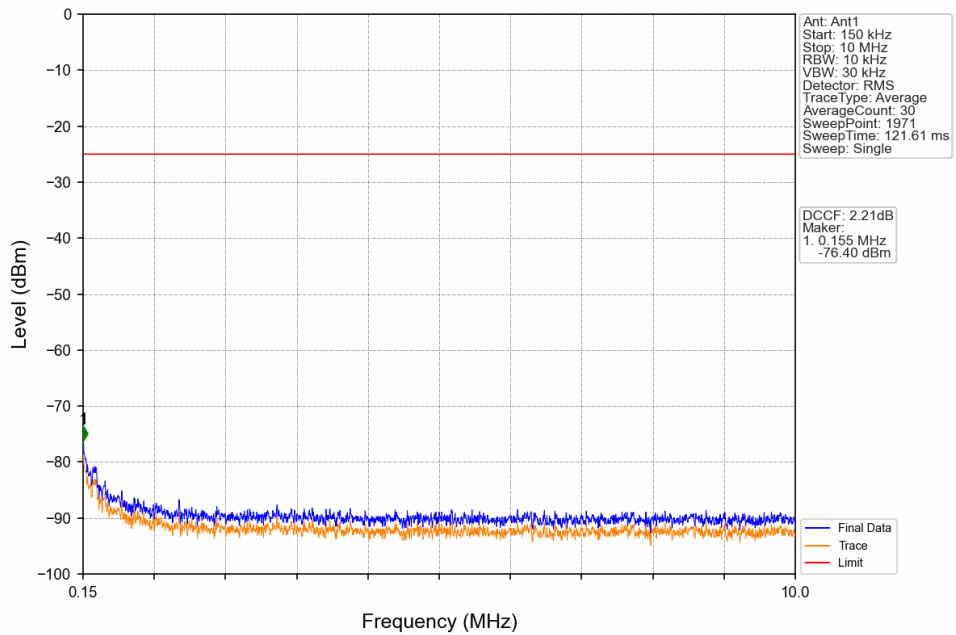
6.2.2 Test Graph



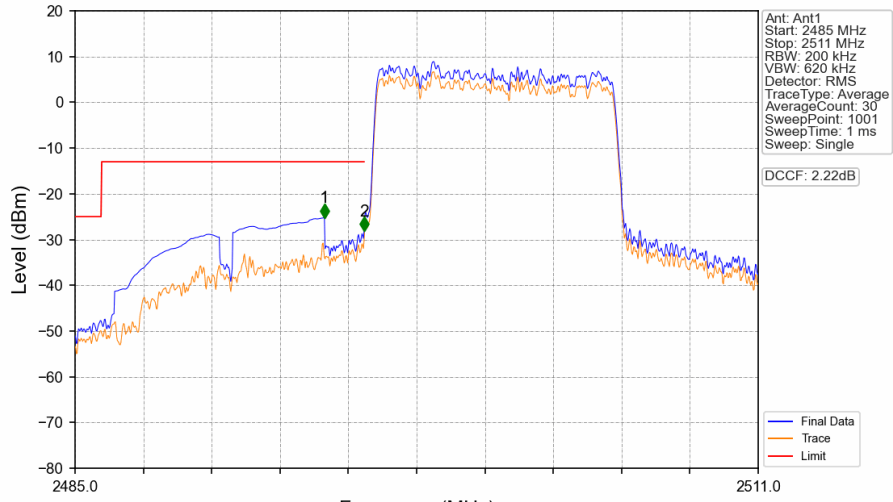
Band41_10MHz_QPSK_LCH_2501MHz_RB_1_0_NTNV



Band41_10MHz_QPSK_LCH_2501MHz_RB_1_0_NTNV

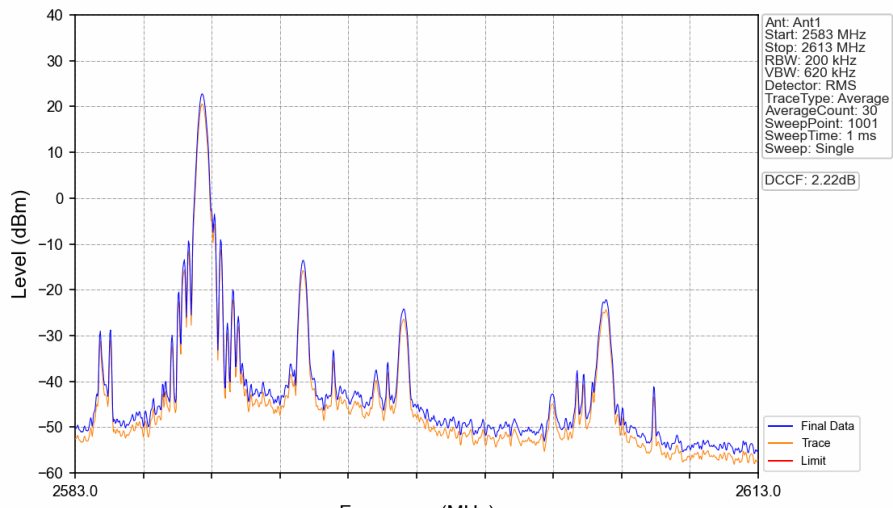


Band41_10MHz_QPSK_LCH_2501MHz_RB_50_0_NTNV



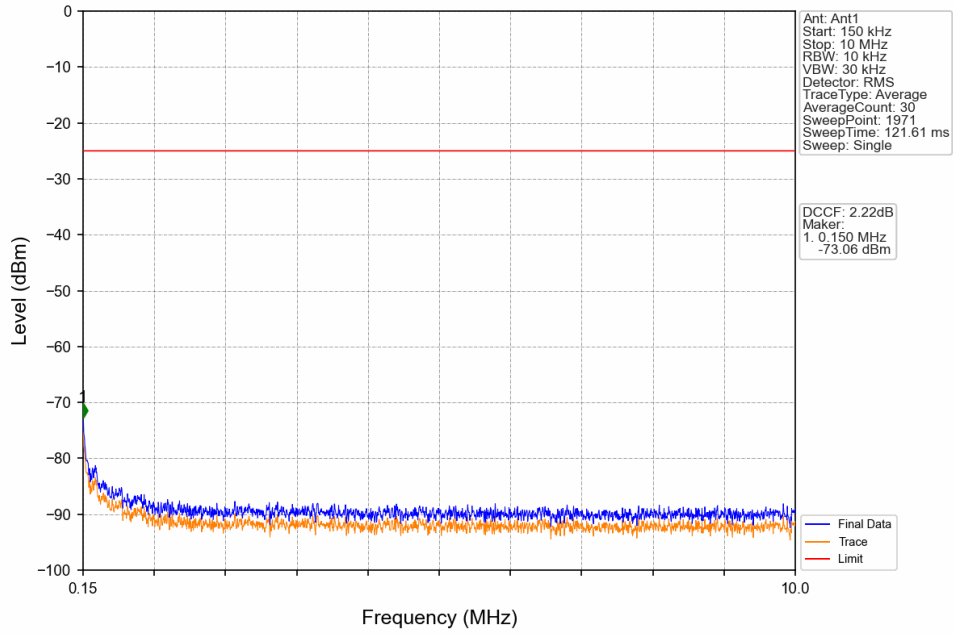
Start (MHz)	Stop (MHz)	RBW (MHz)	Method	Marker No.	Freq (MHz)	Level (dBm)	Limit (dBm)	Result
2485	2495	1	CHP	1	2494.490	-25.24	-13	Pass
2495	2496	0.2	/	2	2495.998	-28.19	-13	Pass
2496	2511	0.215	/	/	/	/	/	/

Band41_10MHz_QPSK_MCH_2593MHz_RB_1_0_NTNV

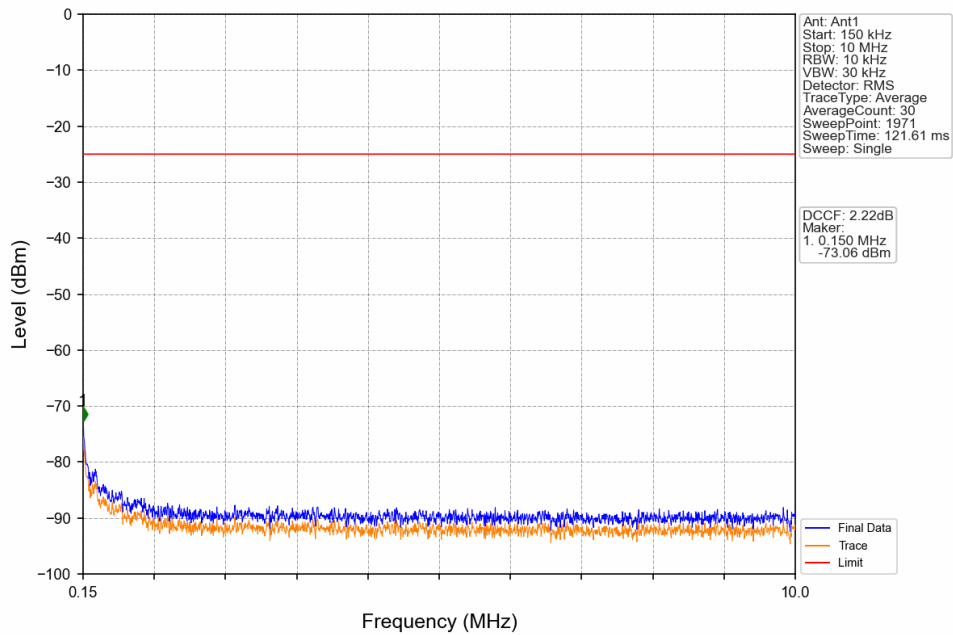


Start (MHz)	Stop (MHz)	RBW (MHz)	Method	Marker No.	Freq (MHz)	Level (dBm)	Limit (dBm)	Result
2583	2613	0.2	/	/	/	/	/	/

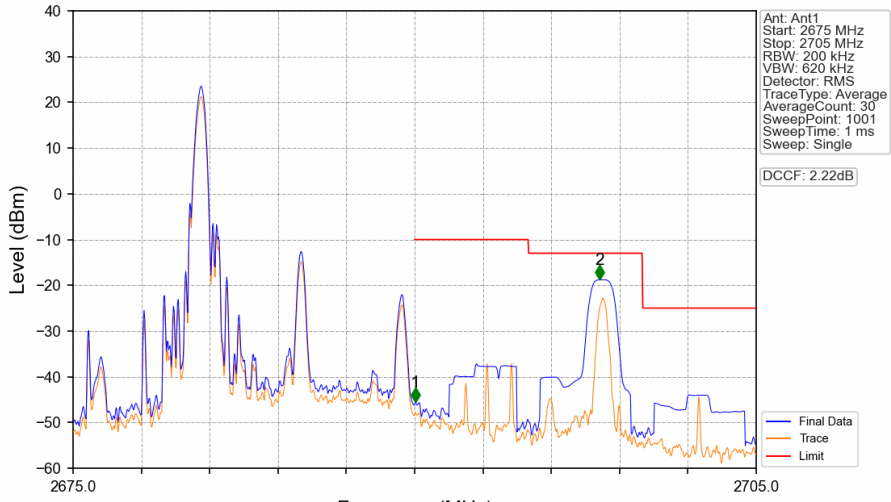
Band41_10MHz_QPSK_MCH_2593MHz_RB_1_0_NTNV



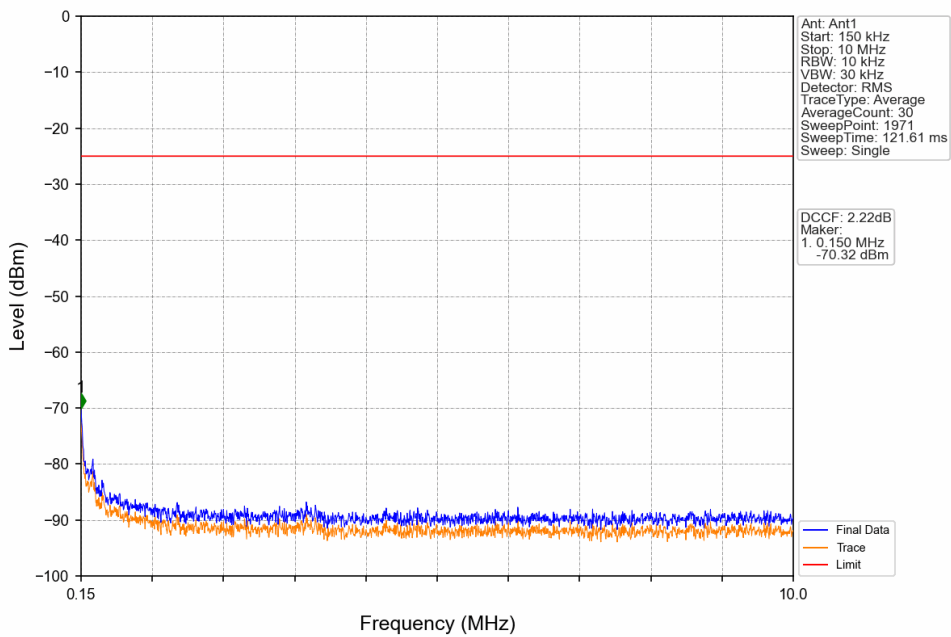
Band41_10MHz_QPSK_MCH_2593MHz_RB_1_0_NTNV



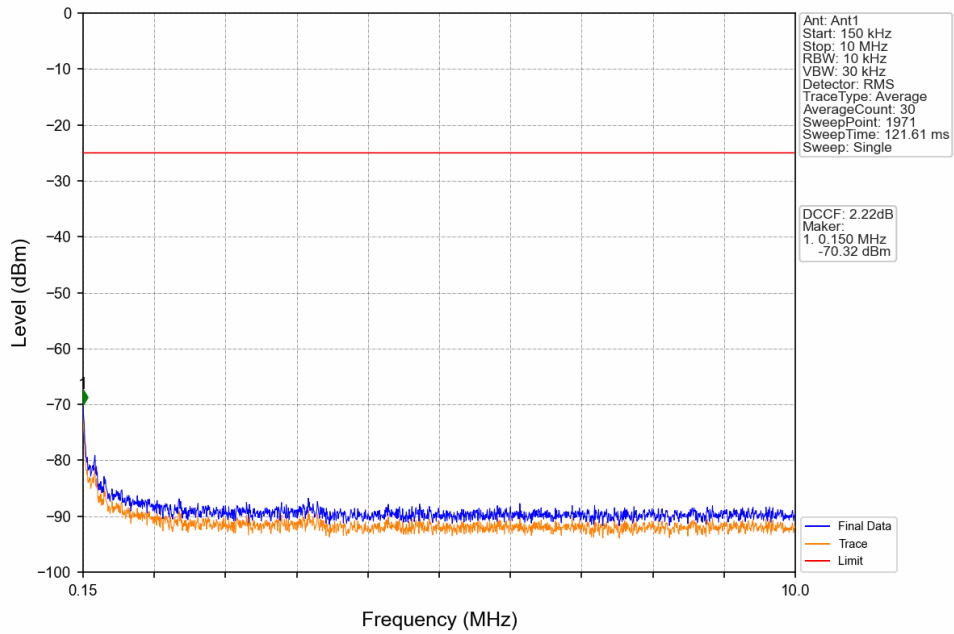
Band41_10MHz_QPSK_HCH_2685MHz_RB_1_0_NTNV



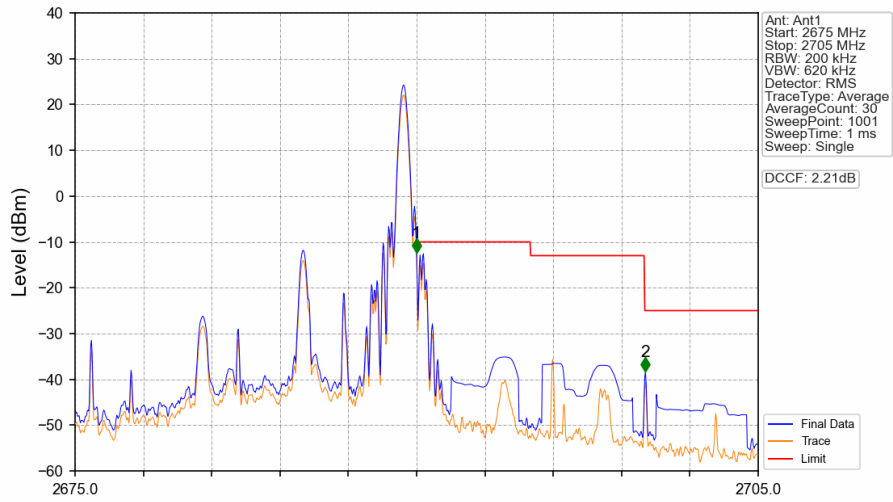
Band41_10MHz_QPSK_HCH_2685MHz_RB_1_0_NTNV



Band41_10MHz_QPSK_HCH_2685MHz_RB_1_0_NTNV

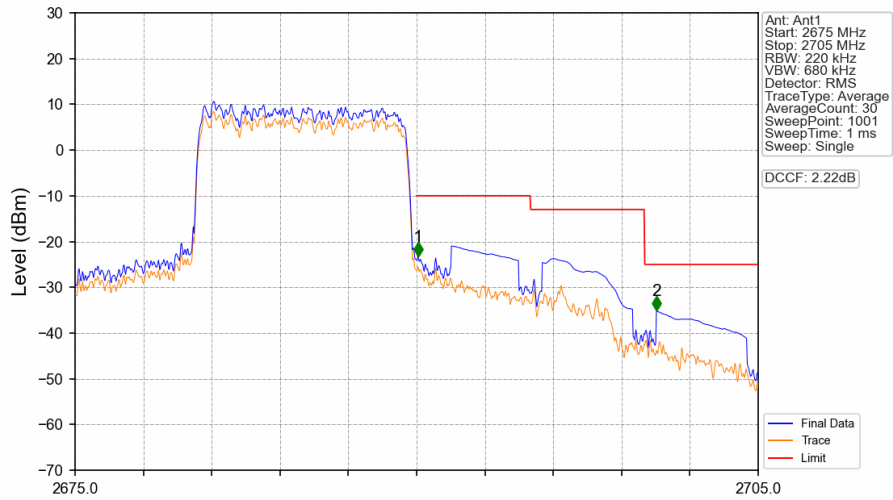


Band41_10MHz_QPSK_HCH_2685MHz_RB_1_49_NTNV



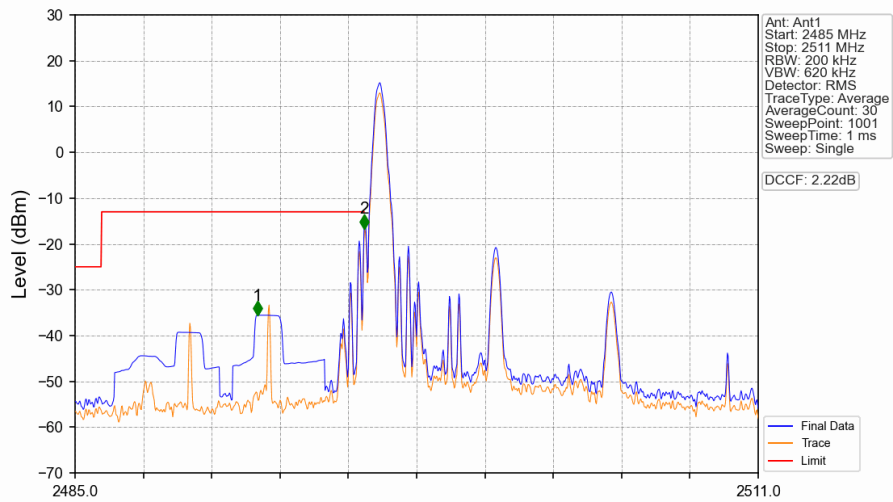
Start (MHz)	Stop (MHz)	RBW (MHz)	Method	Marker No.	Freq (MHz)	Level (dBm)	Limit (dBm)	Result
2675	2690	0.2	/	/	/	/	/	/
2690	2691	0.2	/	1	2690.000	-12.35	-10	Pass
2691	2705	1	CHP	2	2700.050	-38.36	-25	Pass

Band41_10MHz_QPSK_HCH_2685MHz_RB_50_0_NTNV



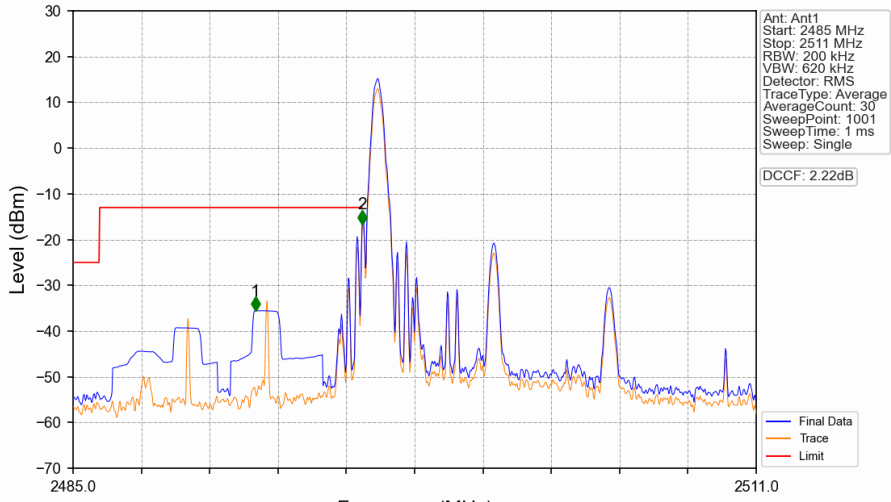
Start (MHz)	Stop (MHz)	RBW (MHz)	Method	Marker No.	Freq (MHz)	Level (dBm)	Limit (dBm)	Result
2675	2690	0.22	/	/	/	/	/	/
2690	2691	0.22	/	1	2690.060	-23.30	-10	Pass
2691	2705	1	CHP	2	2700.530	-35.13	-25	Pass

Band41_10MHz_16QAM_LCH_2501MHz_RB_1_0_NTNV



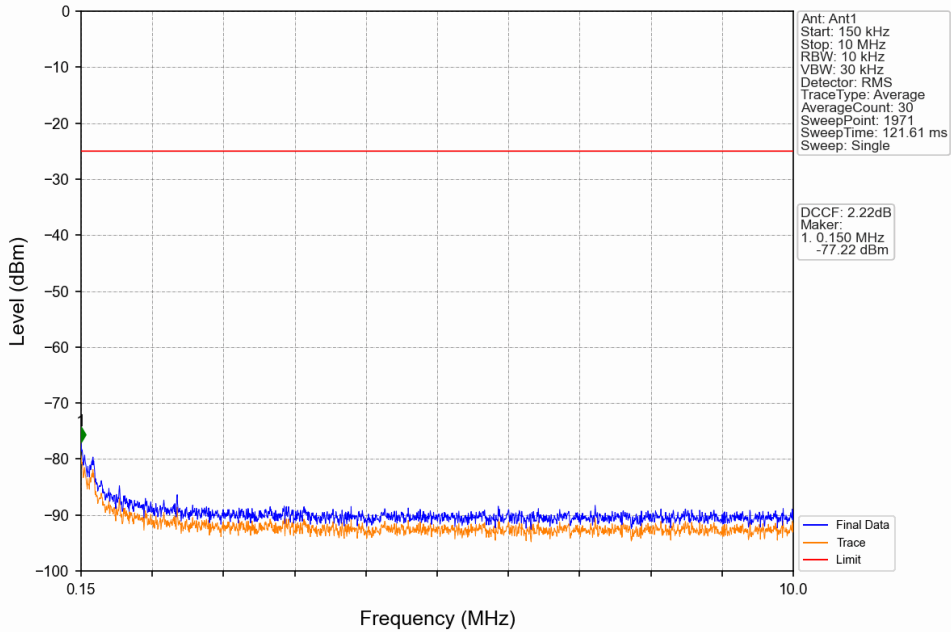
Start (MHz)	Stop (MHz)	RBW (MHz)	Method	Marker No.	Freq (MHz)	Level (dBm)	Limit (dBm)	Result
2485	2495	1	CHP	1	2491.942	-35.57	-13	Pass
2495	2496	0.2	/	2	2495.998	-16.66	-13	Pass
2496	2511	0.2	/	/	/	/	/	/

Band41_10MHz_16QAM_LCH_2501MHz_RB_1_0_NTNV

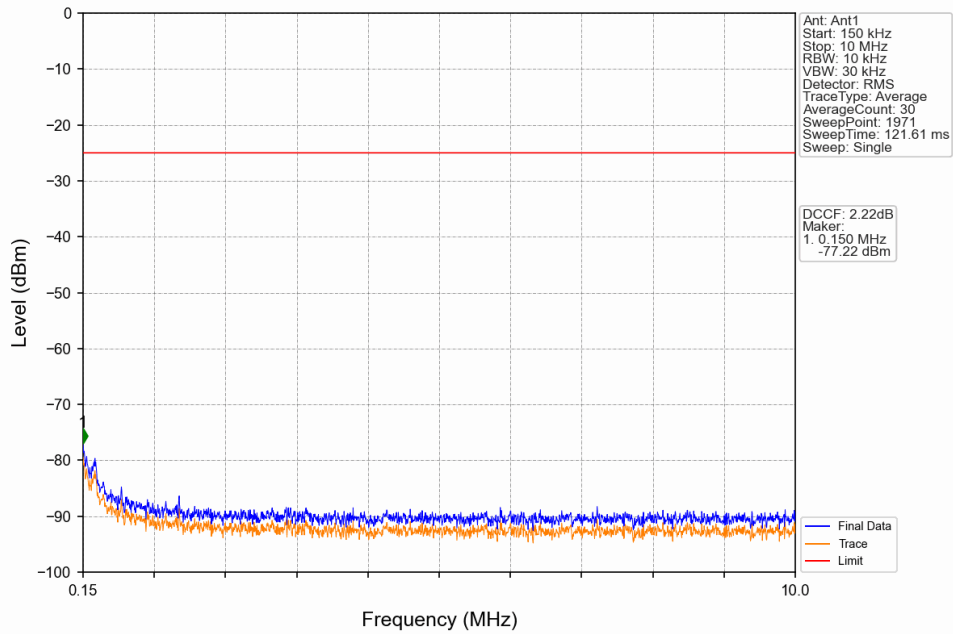


Start (MHz)	Stop (MHz)	RBW (MHz)	Method	Marker No.	Freq (MHz)	Level (dBm)	Limit (dBm)	Result
2485	2495	1	CHP	1	2491.942	-35.57	-13	Pass
2495	2496	0.2	/	2	2495.998	-16.66	-13	Pass
2496	2511	0.2	/	/	/	/	/	/

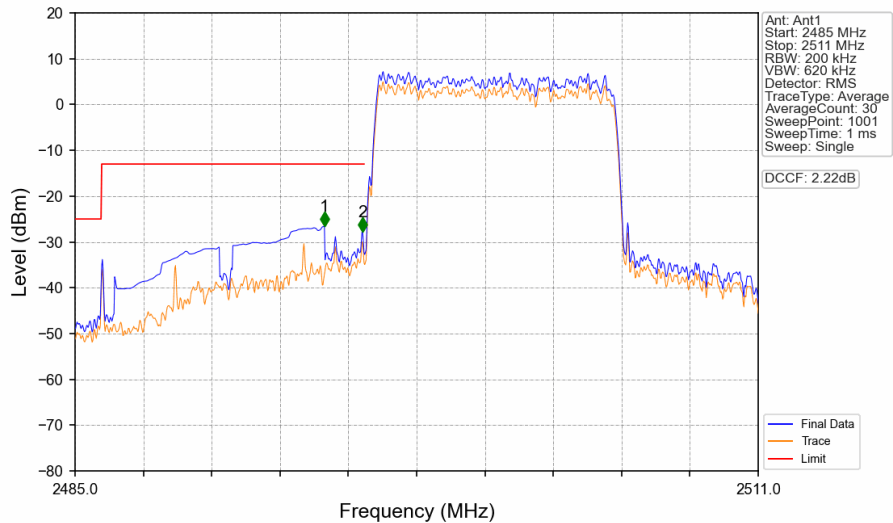
Band41_10MHz_16QAM_LCH_2501MHz_RB_1_0_NTNV



Band41_10MHz_16QAM_LCH_2501MHz_RB_1_0_NTNV

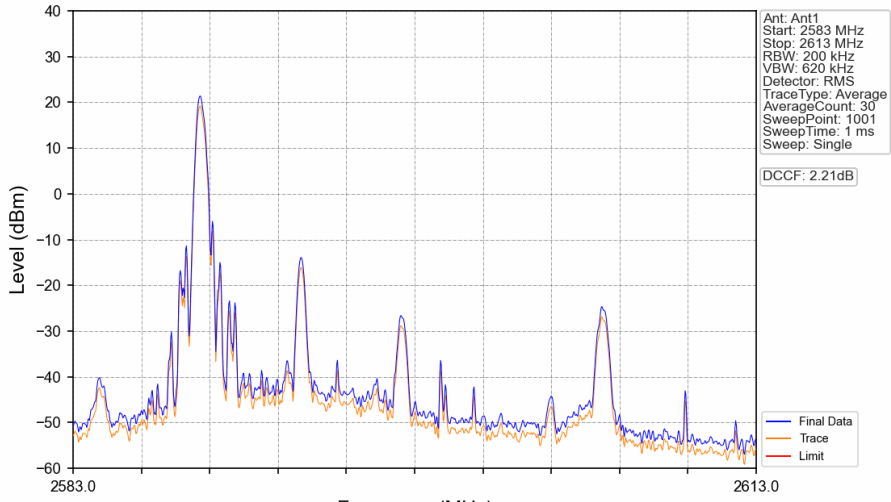


Band41_10MHz_16QAM_LCH_2501MHz_RB_50_0_NTNV



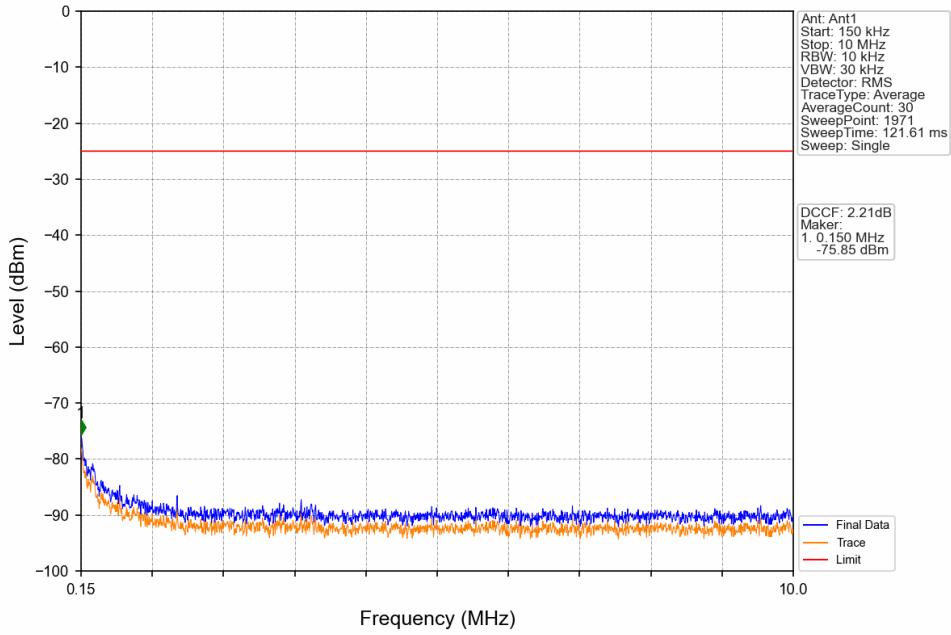
Start (MHz)	Stop (MHz)	RBW (MHz)	Method	Marker No.	Freq (MHz)	Level (dBm)	Limit (dBm)	Result
2485	2495	1	CHP	1	2494.490	-26.63	-13	Pass
2495	2496	0.2	/	2	2495.946	-27.82	-13	Pass
2496	2511	0.216	/	/	/	/	/	/

Band41_10MHz_16QAM_MCH_2593MHz_RB_1_0_NTNV

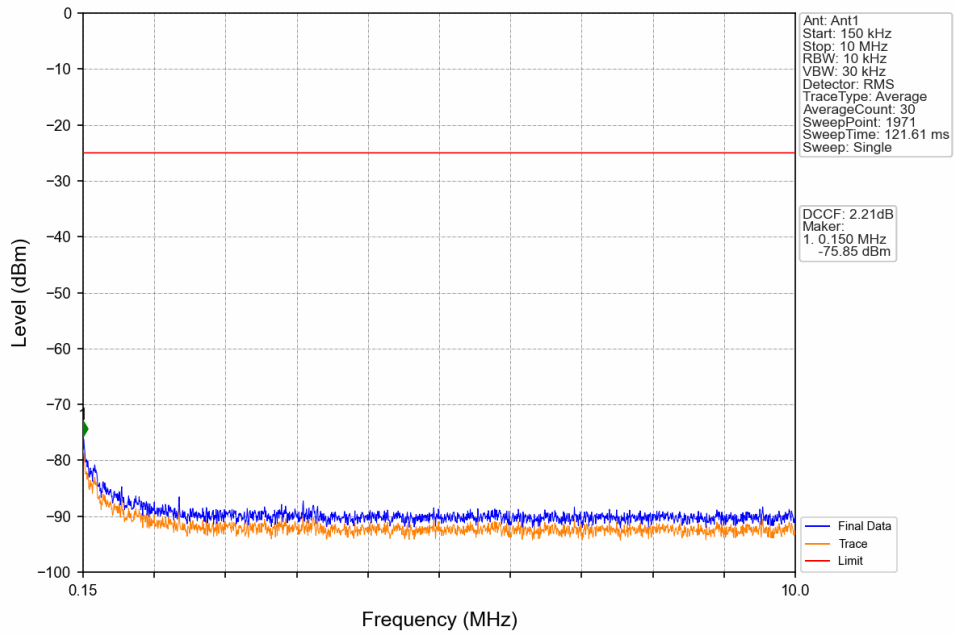


Start (MHz)	Stop (MHz)	RBW (MHz)	Method	Marker No.	Freq (MHz)	Level (dBm)	Limit (dBm)	Result
2583	2613	0.2	/	/	/	/	/	/

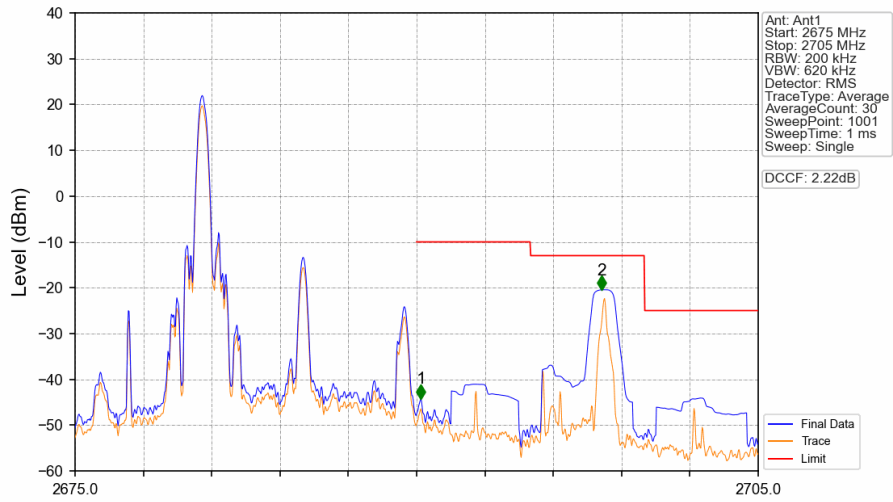
Band41_10MHz_16QAM_MCH_2593MHz_RB_1_0_NTNV



Band41_10MHz_16QAM_MCH_2593MHz_RB_1_0_NTNV

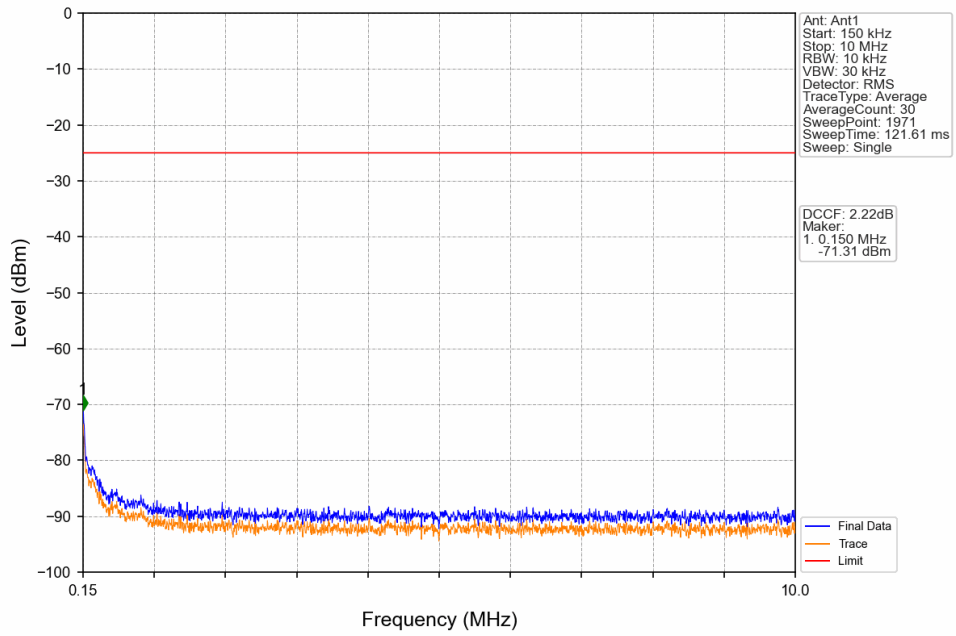


Band41_10MHz_16QAM_HCH_2685MHz_RB_1_0_NTNV

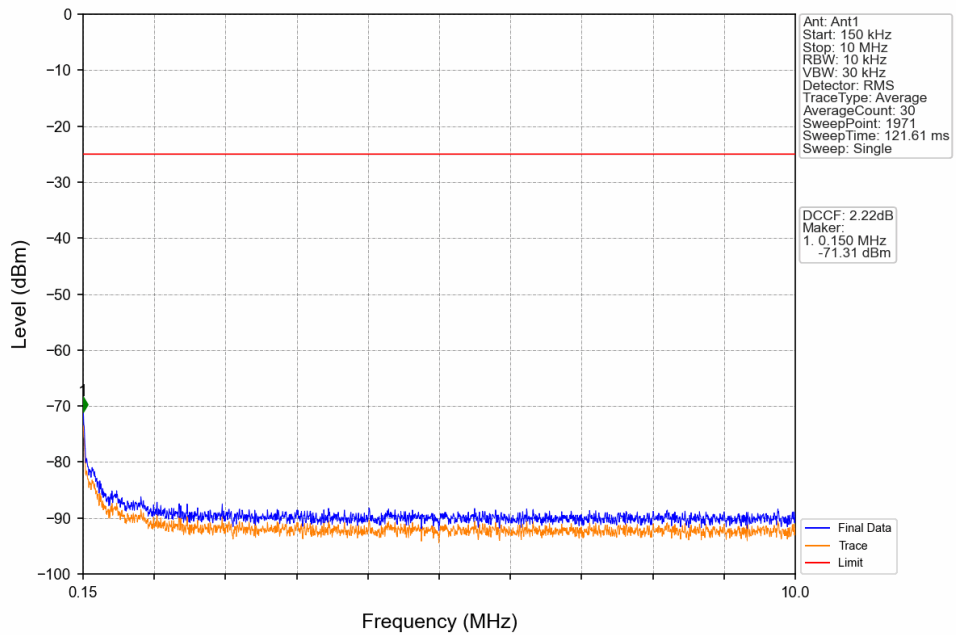


Start (MHz)	Stop (MHz)	RBW (MHz)	Method	Marker No.	Freq (MHz)	Level (dBm)	Limit (dBm)	Result
2675	2690	0.2	/	/	/	/	/	/
2690	2691	0.2	/	1	2690.180	-44.22	-10	Pass
2691	2705	1	CHP	2	2698.130	-20.45	-13	Pass

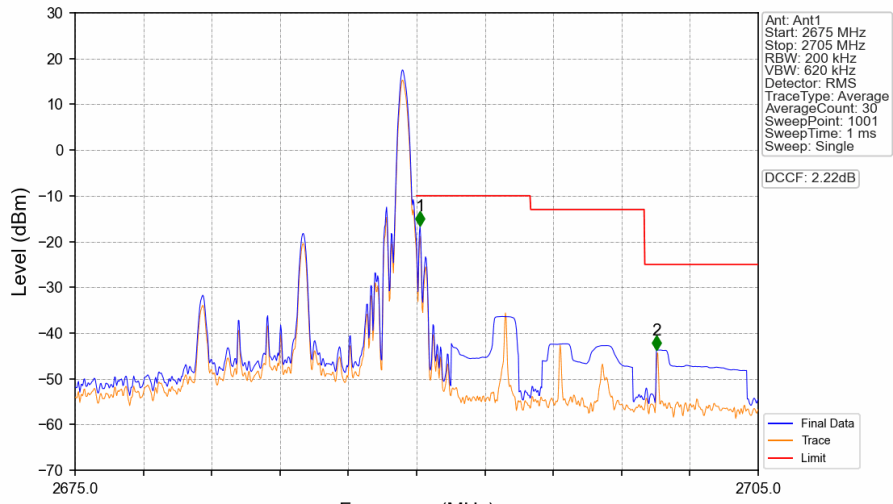
Band41_10MHz_16QAM_HCH_2685MHz_RB_1_0_NTNV



Band41_10MHz_16QAM_HCH_2685MHz_RB_1_0_NTNV

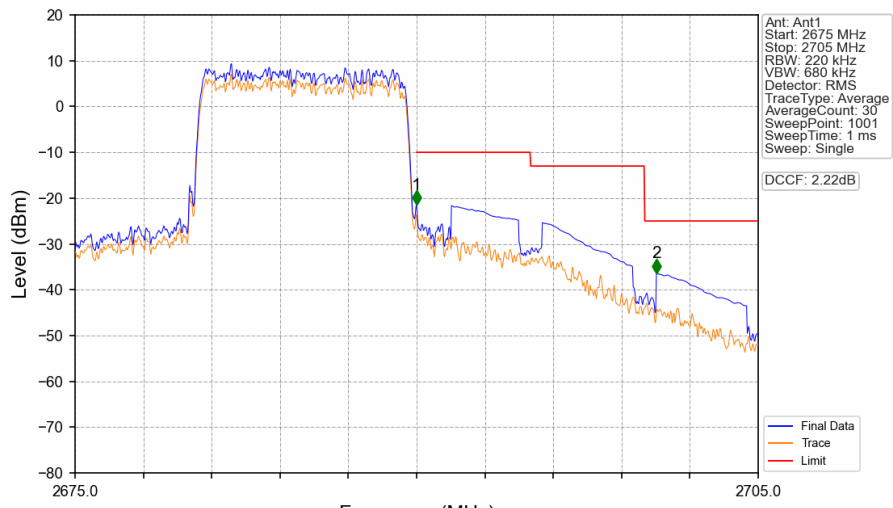


Band41_10MHz_16QAM_HCH_2685MHz_RB_1_49_NTNV



Start (MHz)	Stop (MHz)	RBW (MHz)	Method	Marker No.	Freq (MHz)	Level (dBm)	Limit (dBm)	Result
2675	2690	0.2	/	/	/	/	/	/
2690	2691	0.2	/	1	2690.150	-16.64	-10	Pass
2691	2705	1	CHP	2	2700.530	-43.71	-25	Pass

Band41_10MHz_16QAM_HCH_2685MHz_RB_50_0_NTNV



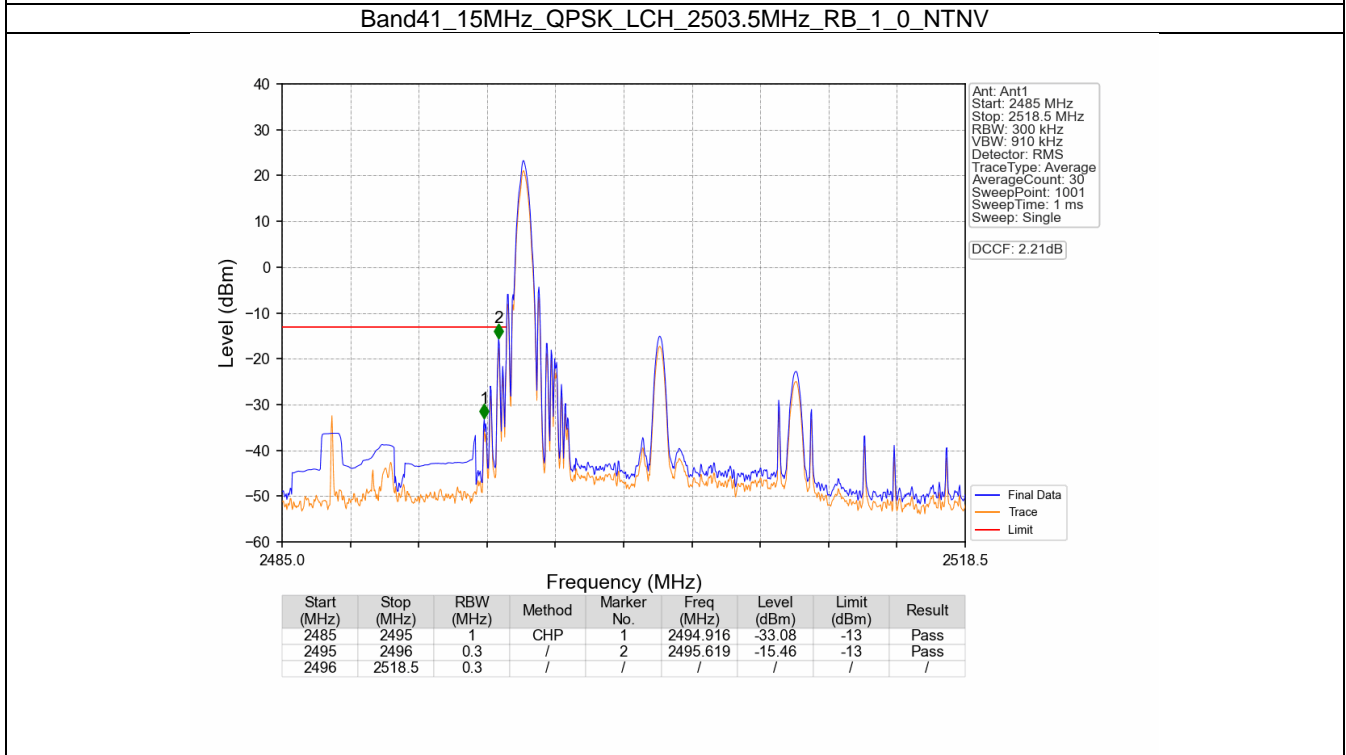
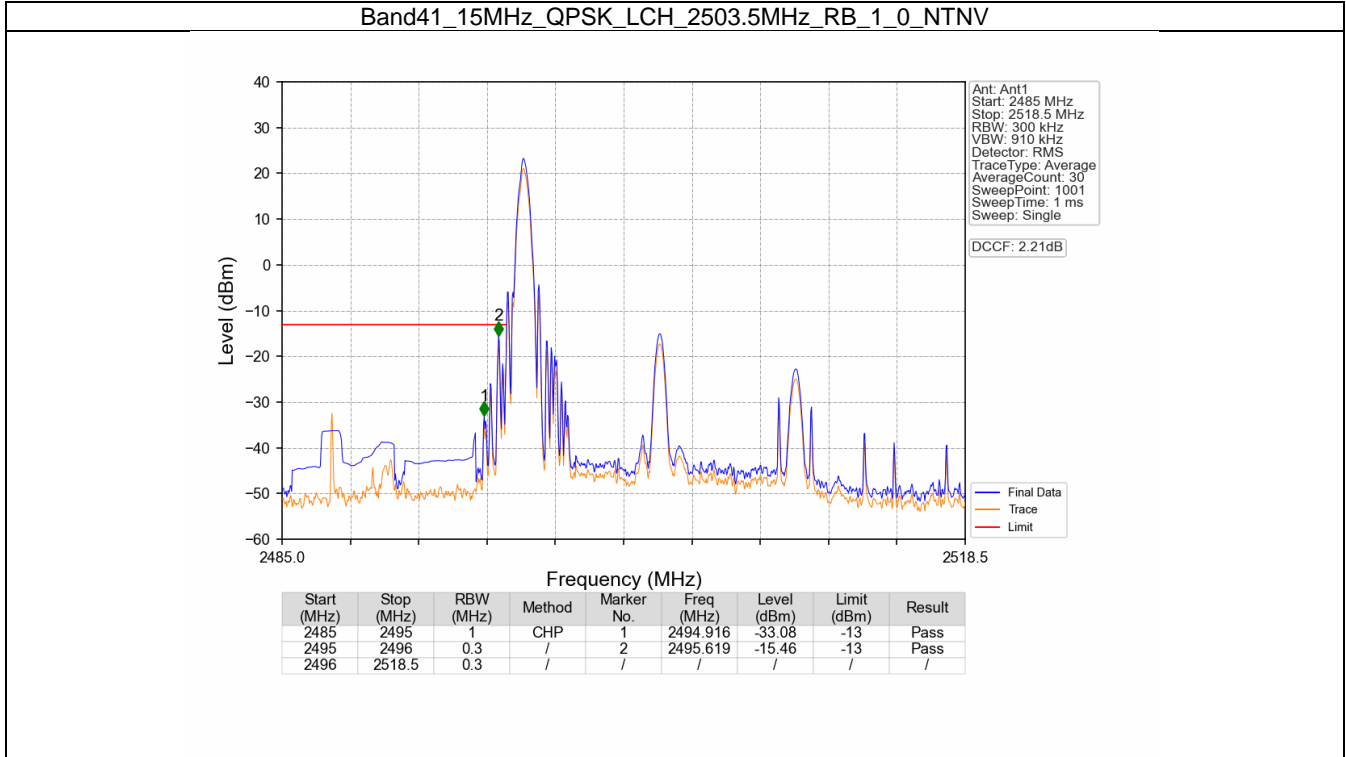
Start (MHz)	Stop (MHz)	RBW (MHz)	Method	Marker No.	Freq (MHz)	Level (dBm)	Limit (dBm)	Result
2675	2690	0.22	/	/	/	/	/	/
2690	2691	0.22	/	1	2690.000	-21.42	-10	Pass
2691	2705	1	CHP	2	2700.530	-36.37	-25	Pass

6.3 B41_15MHz

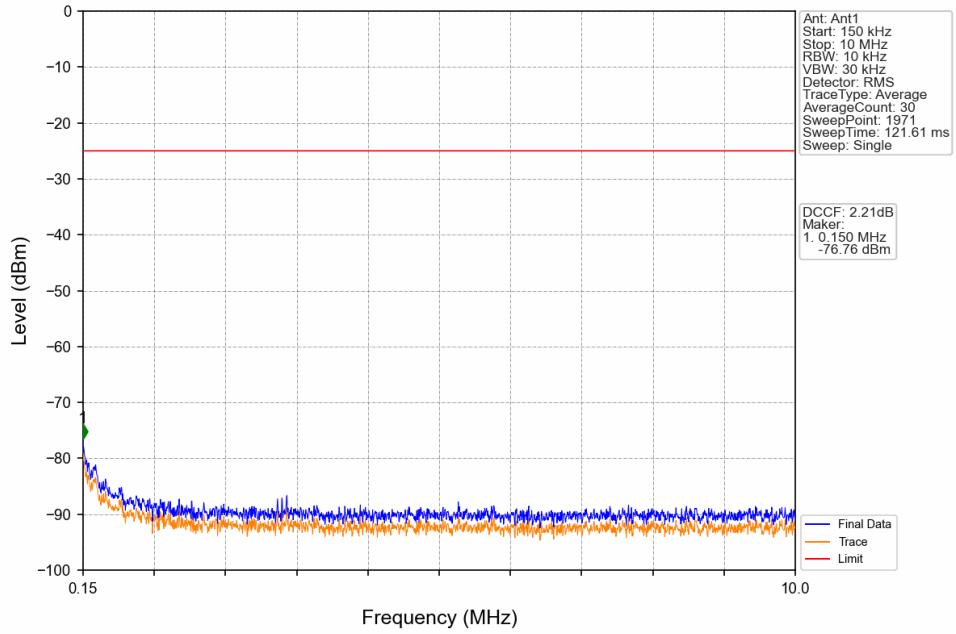
6.3.1 Test Result

Band: 41 / Bandwidth: 15MHz / NTV						
Modulation	Frequency (MHz)	RB Allocation		Spurious Emission		Verdict
		Size	Offset	Result	Limit	
QPSK	2503.5	1	0	Refer To Test Graph		Pass
		75	0	Refer To Test Graph		Pass
	2593	1	0	Refer To Test Graph		Pass
	2682.5	1	0	Refer To Test Graph		Pass
			74	Refer To Test Graph		Pass
		75	0	Refer To Test Graph		Pass
16QAM	2503.5	1	0	Refer To Test Graph		Pass
		75	0	Refer To Test Graph		Pass
	2593	1	0	Refer To Test Graph		Pass
	2682.5	1	0	Refer To Test Graph		Pass
			74	Refer To Test Graph		Pass
		75	0	Refer To Test Graph		Pass

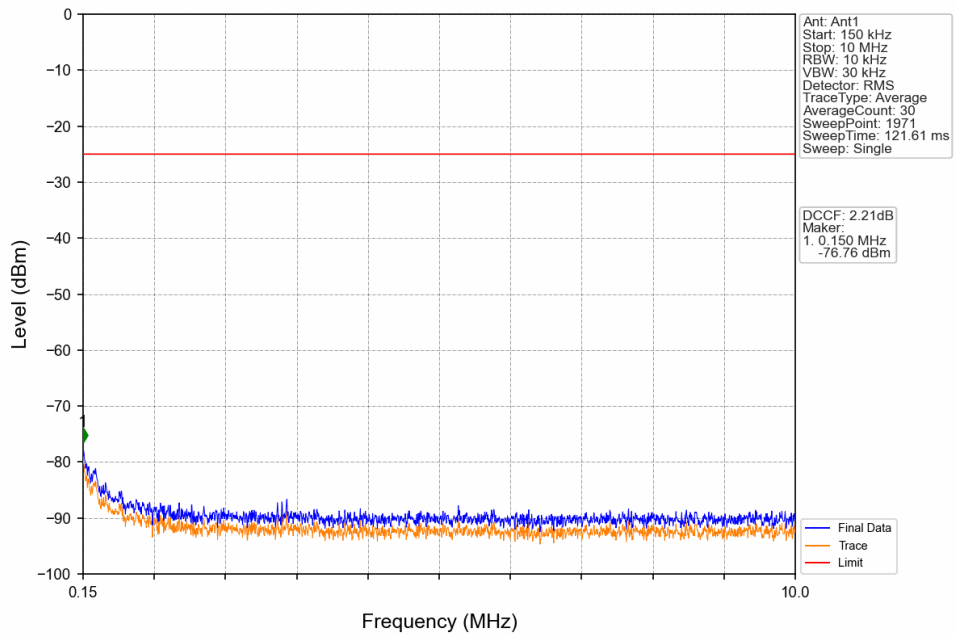
6.3.2 Test Graph



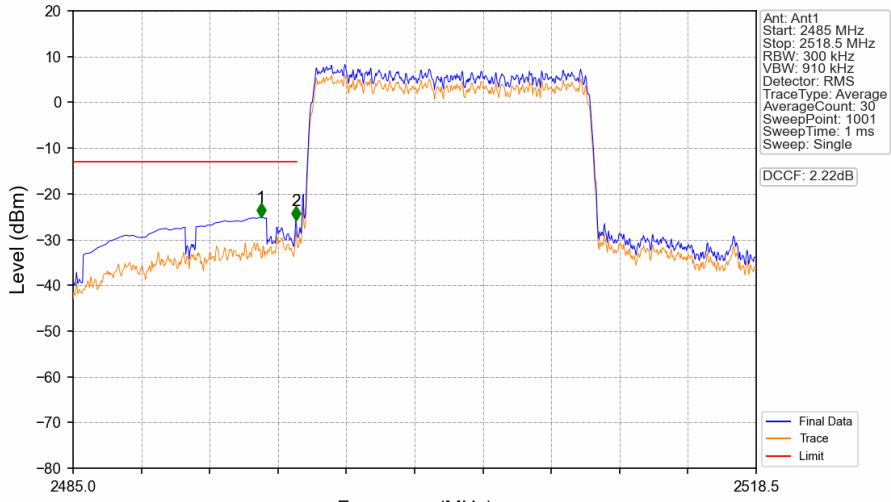
Band41_15MHz_QPSK_LCH_2503.5MHz_RB_1_0_NTNV



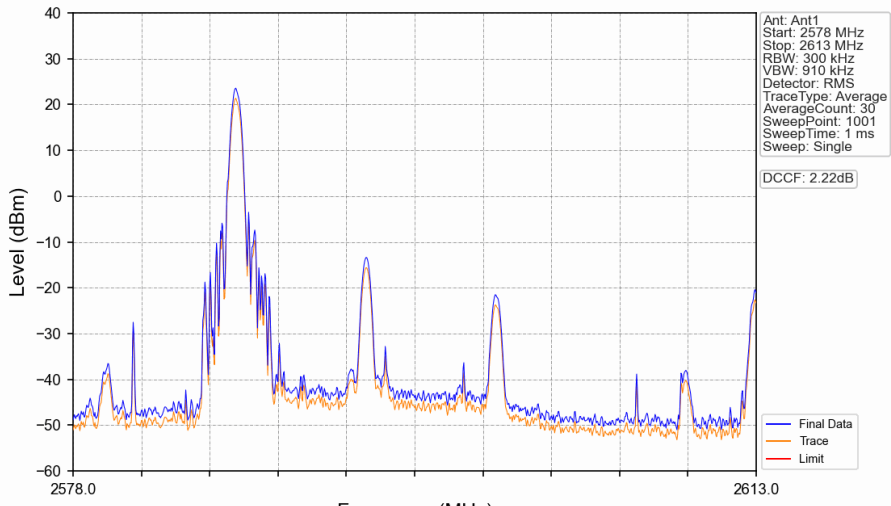
Band41_15MHz_QPSK_LCH_2503.5MHz_RB_1_0_NTNV



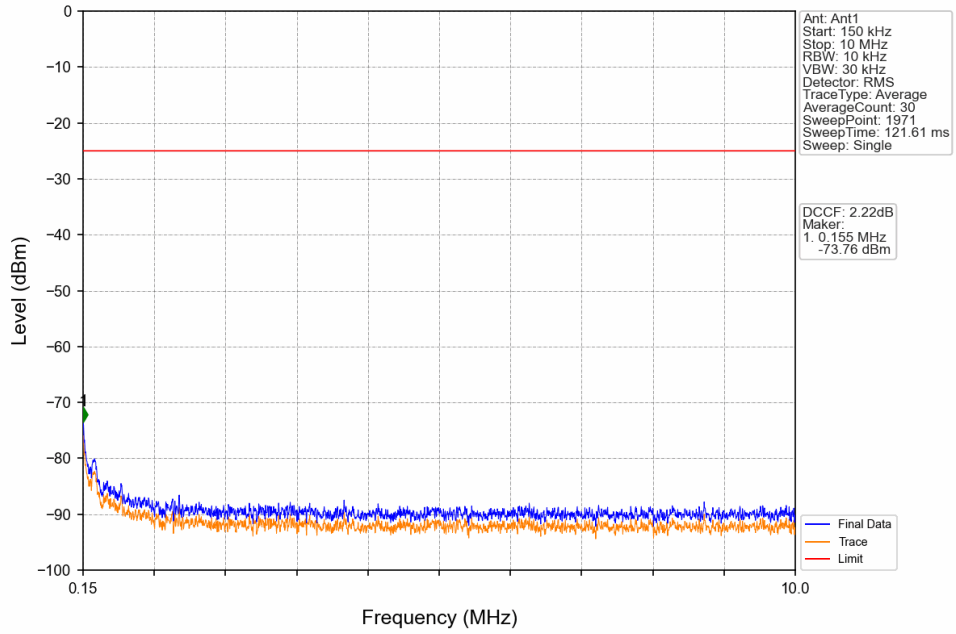
Band41_15MHz_QPSK_LCH_2503.5MHz_RB_75_0_NTNV



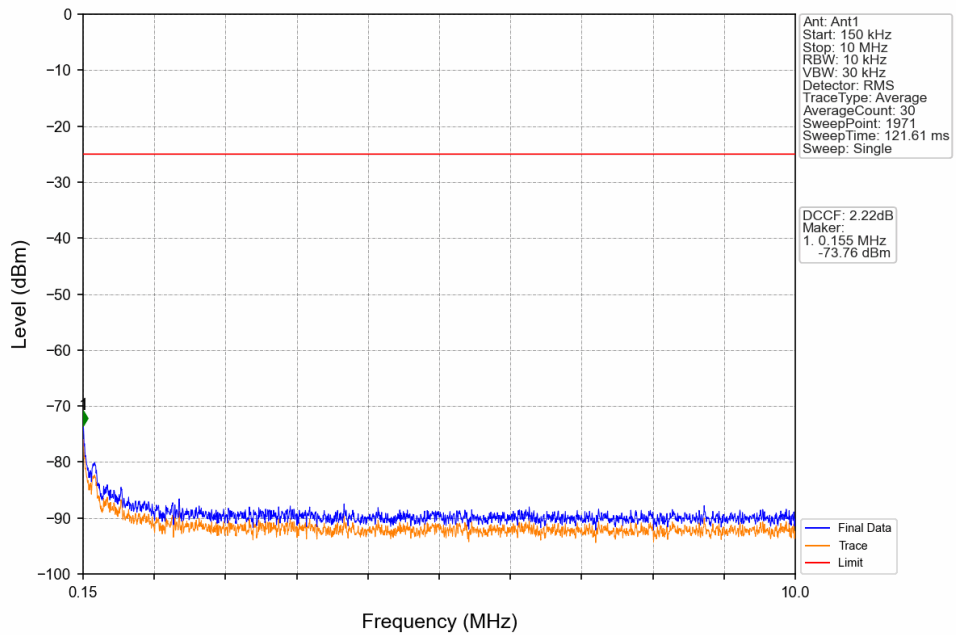
Band41_15MHz_QPSK_MCH_2593MHz_RB_1_0_NTNV



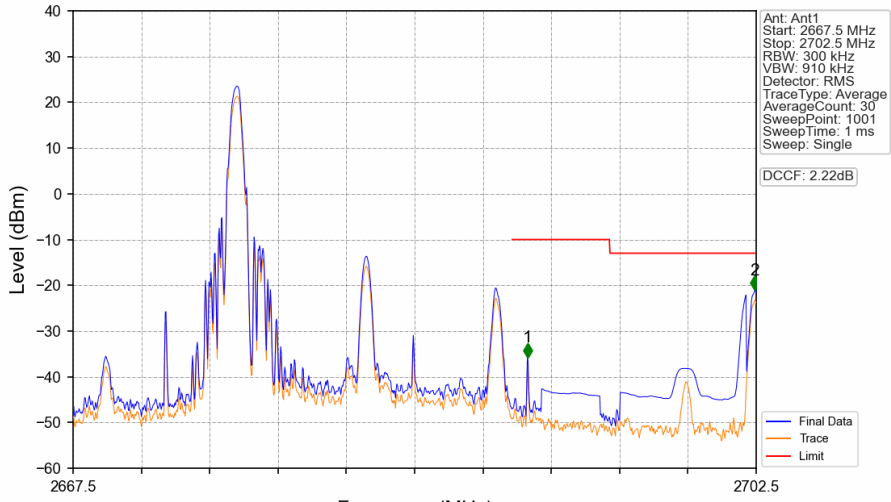
Band41_15MHz_QPSK_MCH_2593MHz_RB_1_0_NTNV



Band41_15MHz_QPSK_MCH_2593MHz_RB_1_0_NTNV

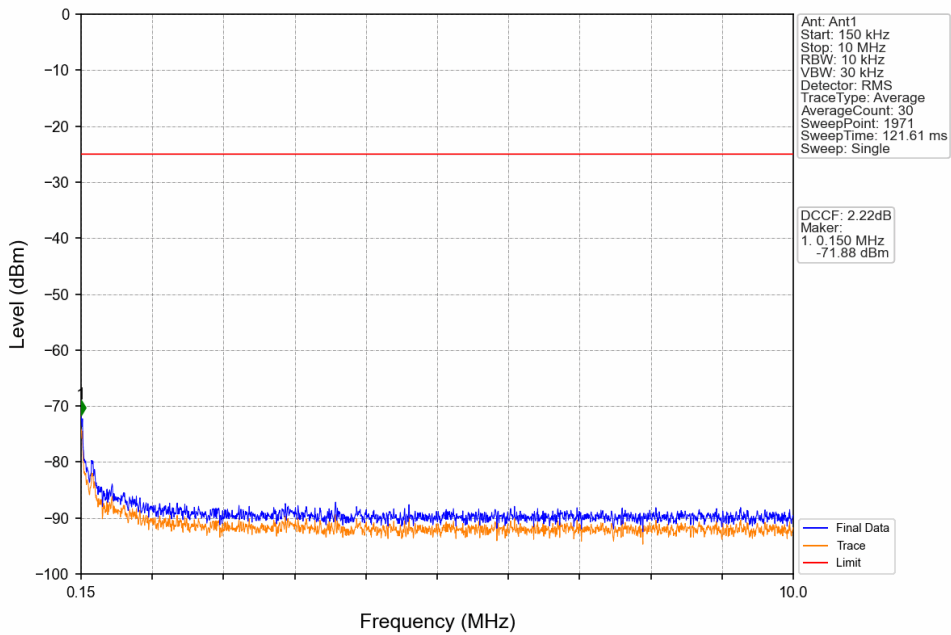


Band41_15MHz_QPSK_HCH_2682.5MHz_RB_1_0_NTNV

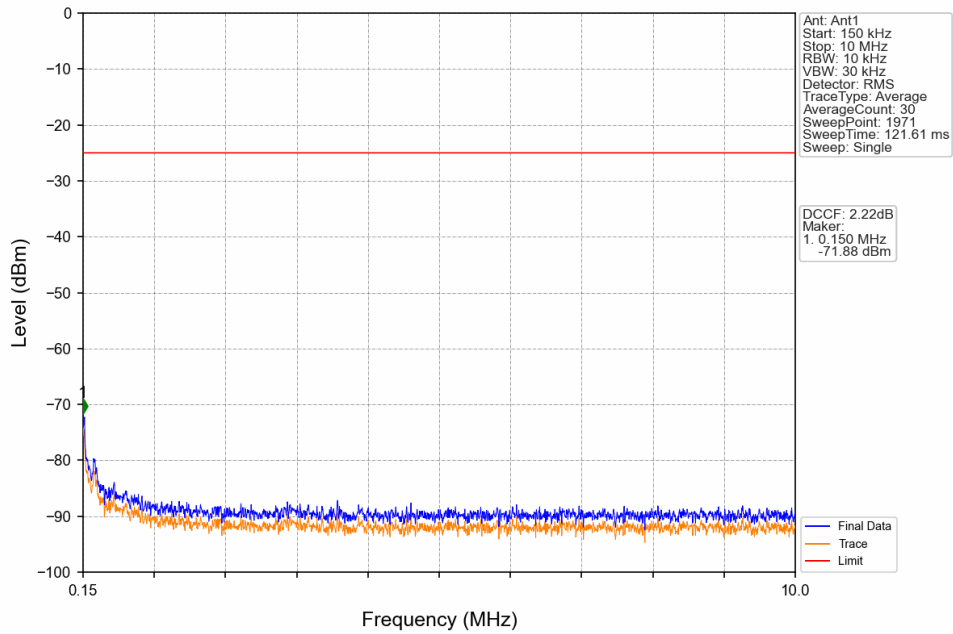


Start (MHz)	Stop (MHz)	RBW (MHz)	Method	Marker No.	Freq (MHz)	Level (dBm)	Limit (dBm)	Result
2667.5	2690	0.3	/	1	2690.775	-35.77	-10	Pass
2691	2702.5	1	CHP	2	2702.430	-21.03	-13	Pass

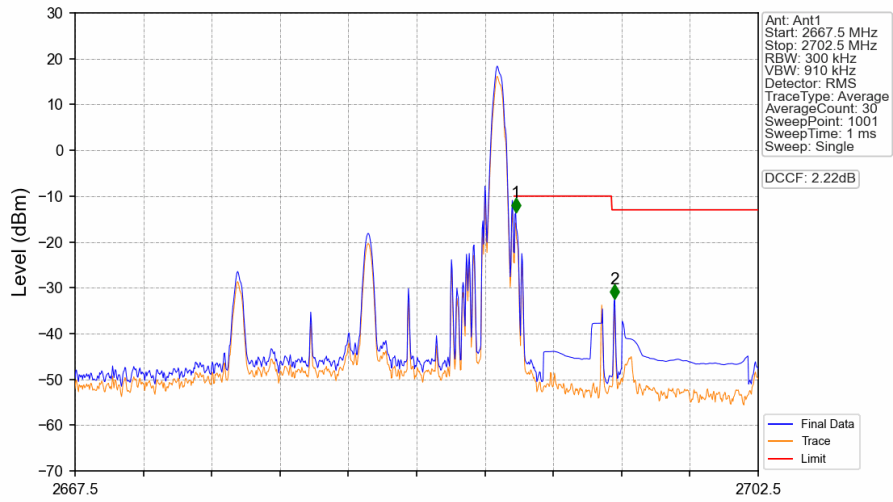
Band41_15MHz_QPSK_HCH_2682.5MHz_RB_1_0_NTNV



Band41_15MHz_QPSK_HCH_2682.5MHz_RB_1_0_NTNV

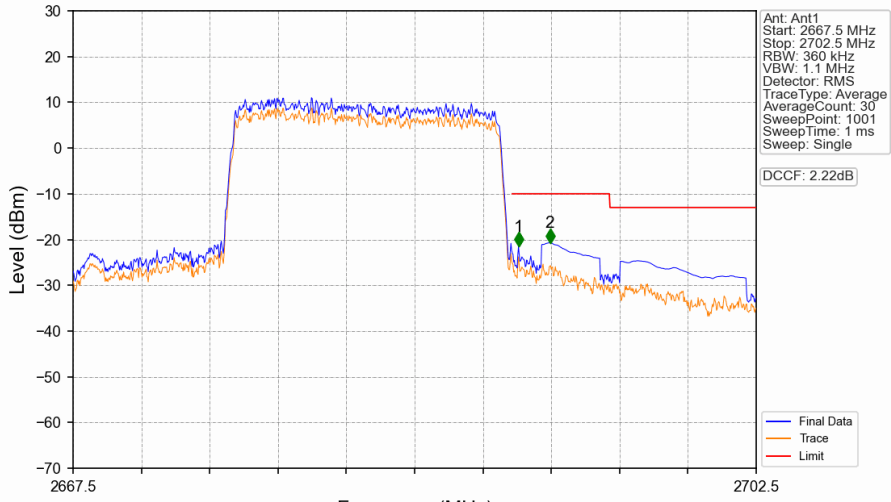


Band41_15MHz_QPSK_HCH_2682.5MHz_RB_1_74_NTNV

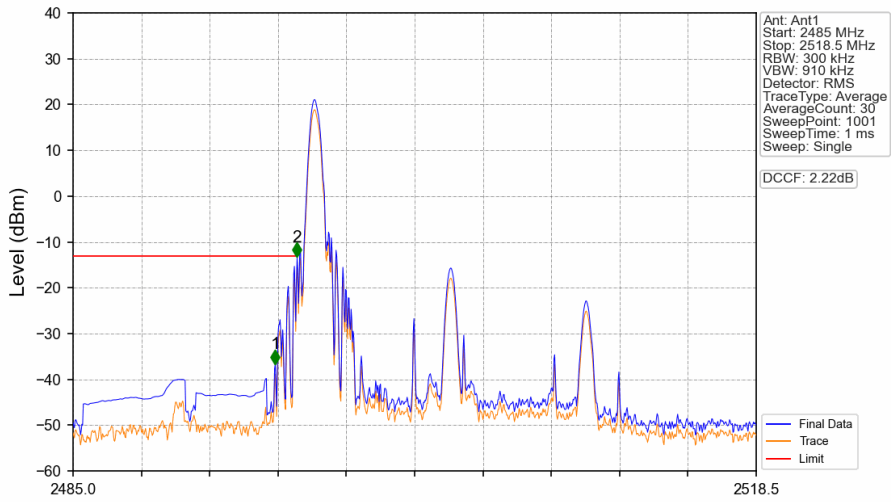


Start (MHz)	Stop (MHz)	RBW (MHz)	Method	Marker No.	Freq (MHz)	Level (dBm)	Limit (dBm)	Result
2667.5	2690	0.3	/	/	/	/	/	/
2690	2691	0.3	/	1	2690.075	-13.63	-10	Pass
2691	2702.5	1	CHP	2	2695.150	-32.49	-13	Pass

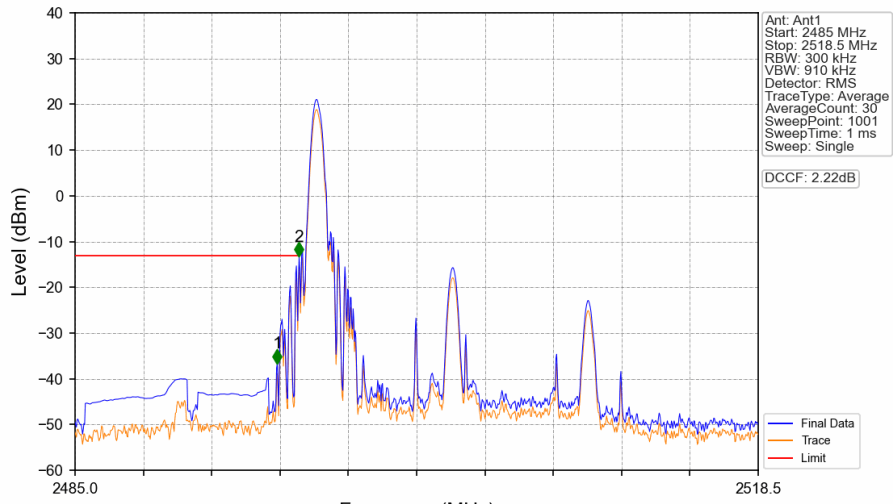
Band41_15MHz_QPSK_HCH_2682.5MHz_RB_75_0_NTNV



Band41_15MHz_16QAM_LCH_2503.5MHz_RB_1_0_NTNV

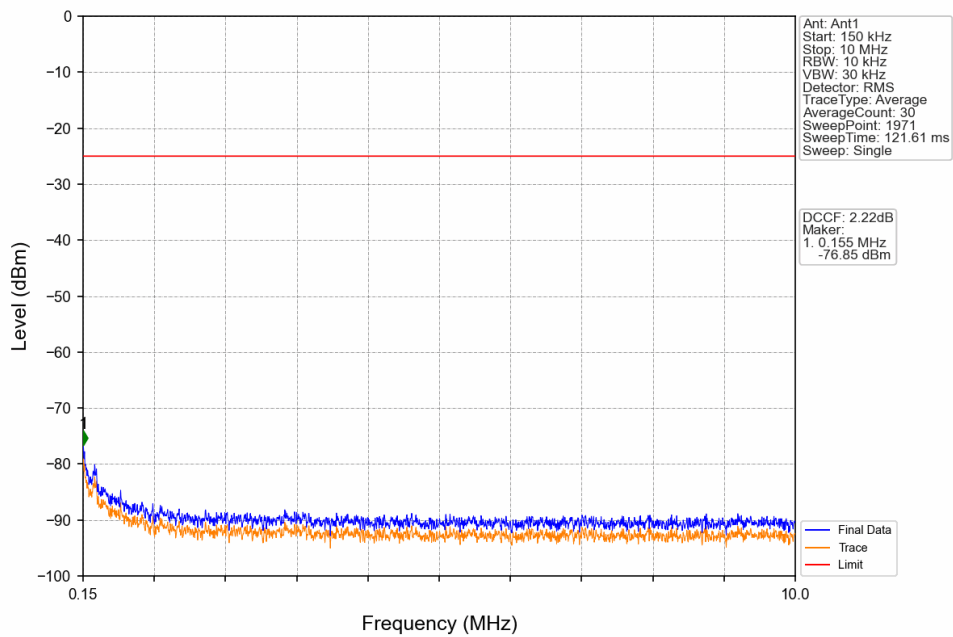


Band41_15MHz_16QAM_LCH_2503.5MHz_RB_1_0_NTNV

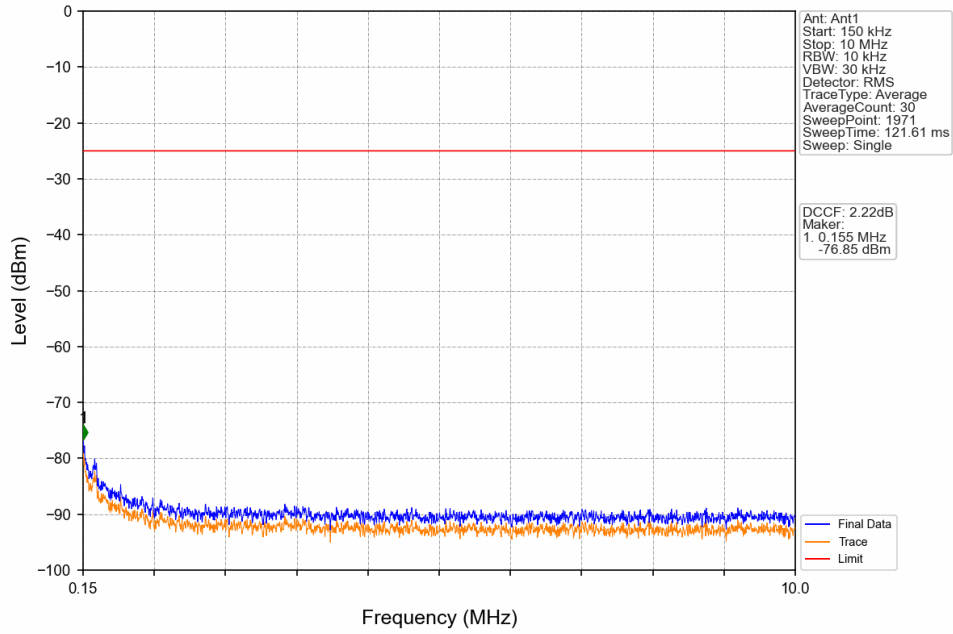


Start (MHz)	Stop (MHz)	RBW (MHz)	Method	Marker No.	Freq (MHz)	Level (dBm)	Limit (dBm)	Result
2485	2495	1	CHP	1	2494.916	-36.64	-13	Pass
2495	2496	0.3	/	2	2495.988	-13.32	-13	Pass
2496	2518.5	0.3	/	/	/	/	/	/

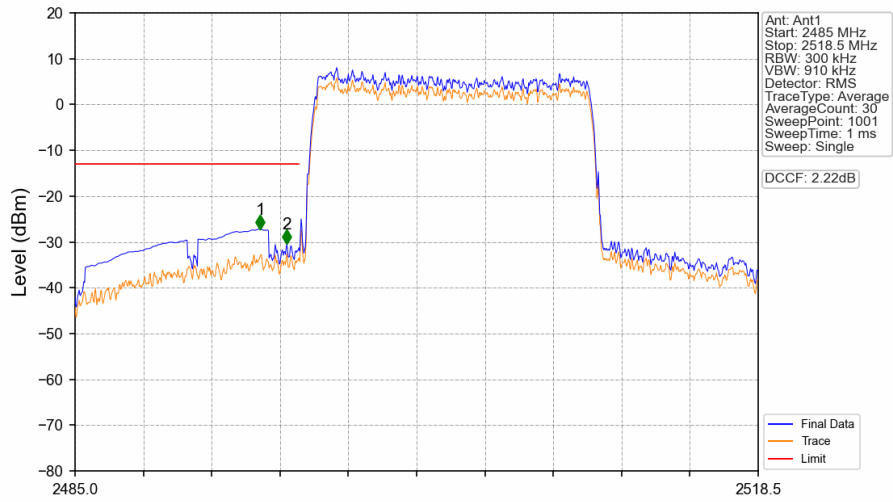
Band41_15MHz_16QAM_LCH_2503.5MHz_RB_1_0_NTNV



Band41_15MHz_16QAM_LCH_2503.5MHz_RB_1_0_NTNV

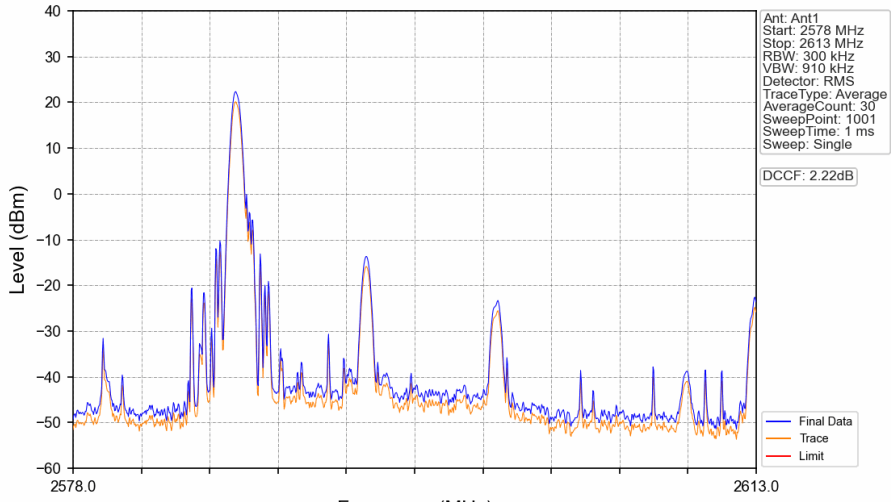


Band41_15MHz_16QAM_LCH_2503.5MHz_RB_75_0_NTNV



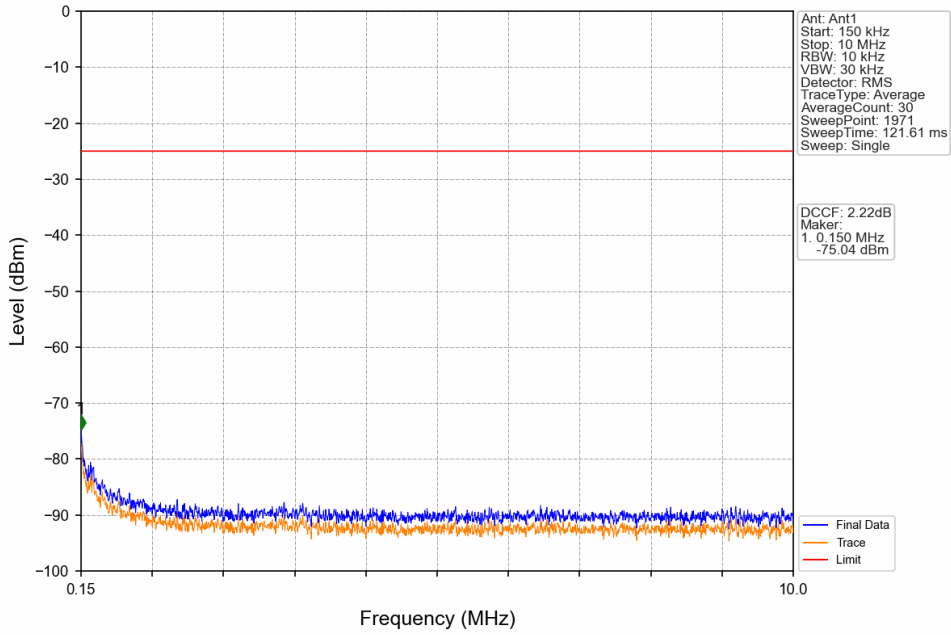
Start (MHz)	Stop (MHz)	RBW (MHz)	Method	Marker No.	Freq (MHz)	Level (dBm)	Limit (dBm)	Result
2485	2495	1	CHP	1	2494.079	-27.23	-13	Pass
2495	2496	0.3	/	2	2495.385	-30.40	-13	Pass
2496	2518.5	0.328	/	/	/	/	/	/

Band41_15MHz_16QAM_MCH_2593MHz_RB_1_0_NTNV

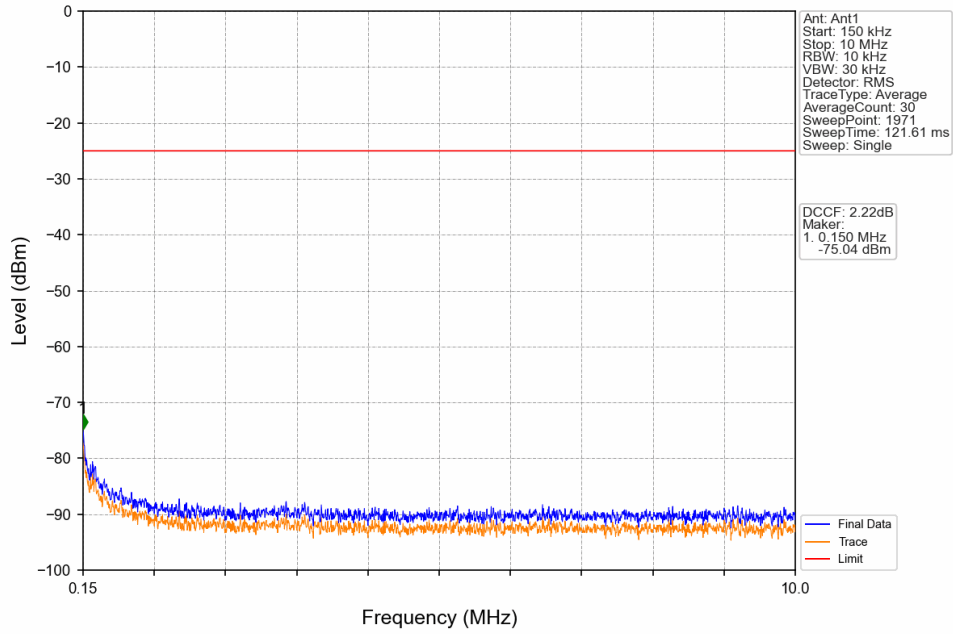


Start (MHz)	Stop (MHz)	RBW (MHz)	Method	Marker No.	Freq (MHz)	Level (dBm)	Limit (dBm)	Result
2578	2613	0.3	/	/	/	/	/	/

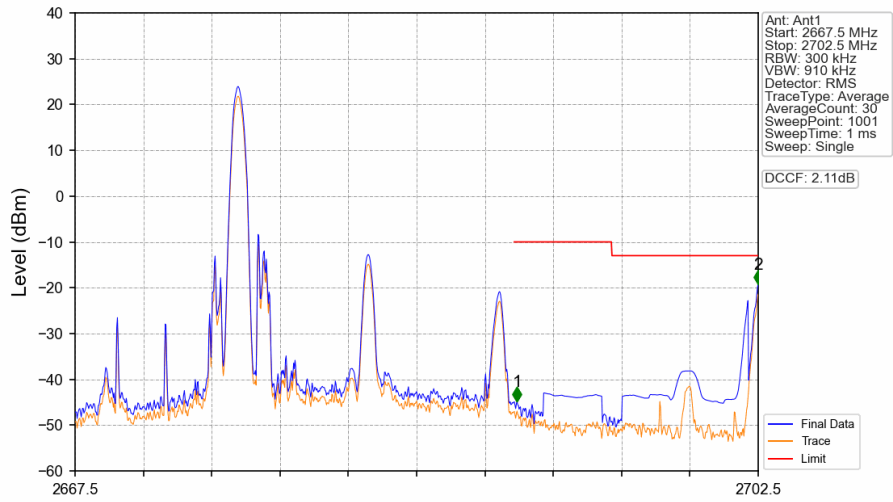
Band41_15MHz_16QAM_MCH_2593MHz_RB_1_0_NTNV



Band41_15MHz_16QAM_MCH_2593MHz_RB_1_0_NTNV

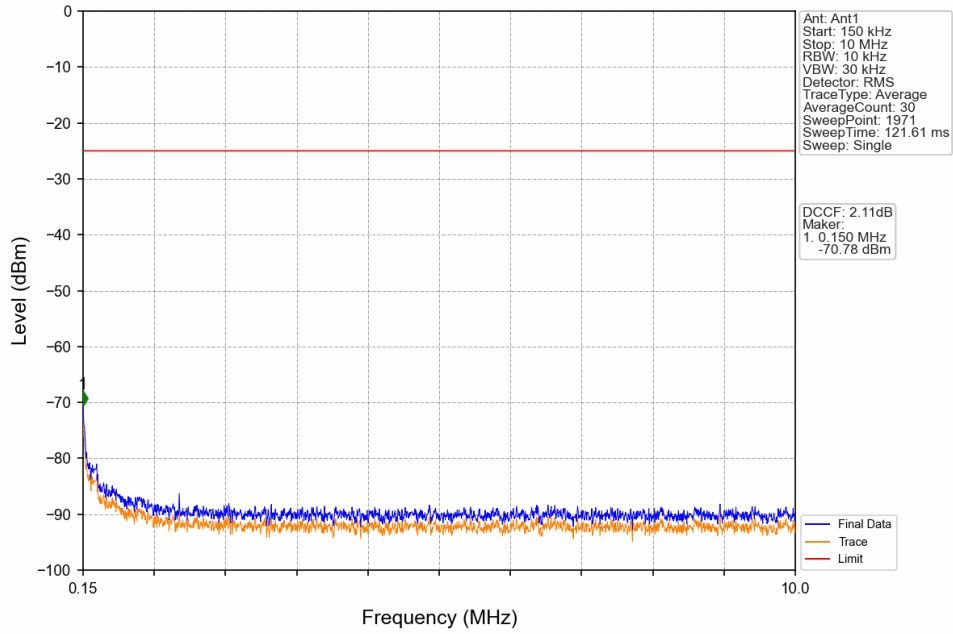


Band41_15MHz_16QAM_HCH_2682.5MHz_RB_1_0_NTNV

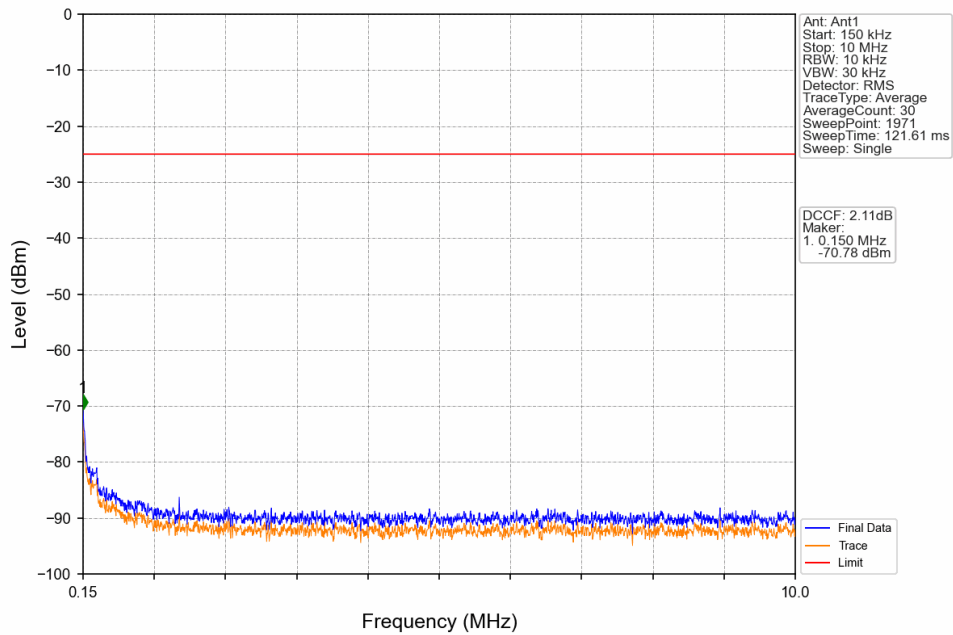


Start (MHz)	Stop (MHz)	RBW (MHz)	Method	Marker No.	Freq (MHz)	Level (dBm)	Limit (dBm)	Result
2667.5	2690	0.3	/	/	/	/	/	/
2690	2691	0.3	/	1	2690.145	-44.83	-10	Pass
2691	2702.5	1	CHP	2	2702.500	-19.29	-13	Pass

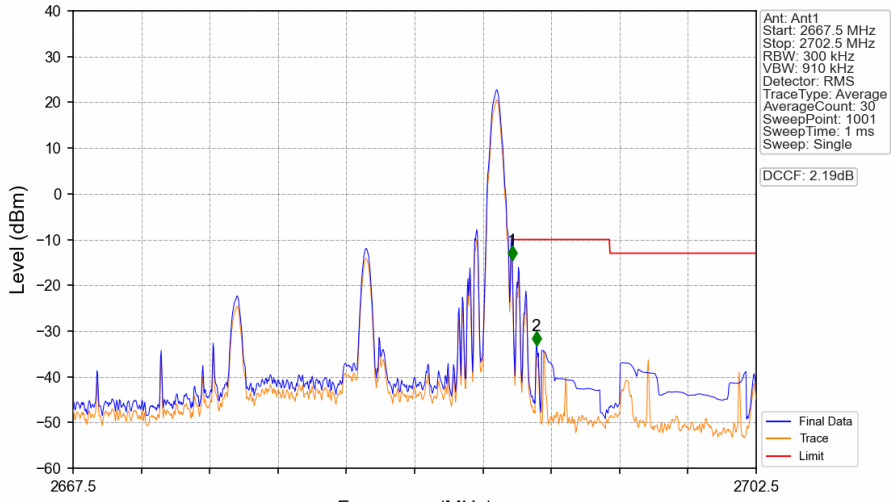
Band41_15MHz_16QAM_HCH_2682.5MHz_RB_1_0_NTNV



Band41_15MHz_16QAM_HCH_2682.5MHz_RB_1_0_NTNV

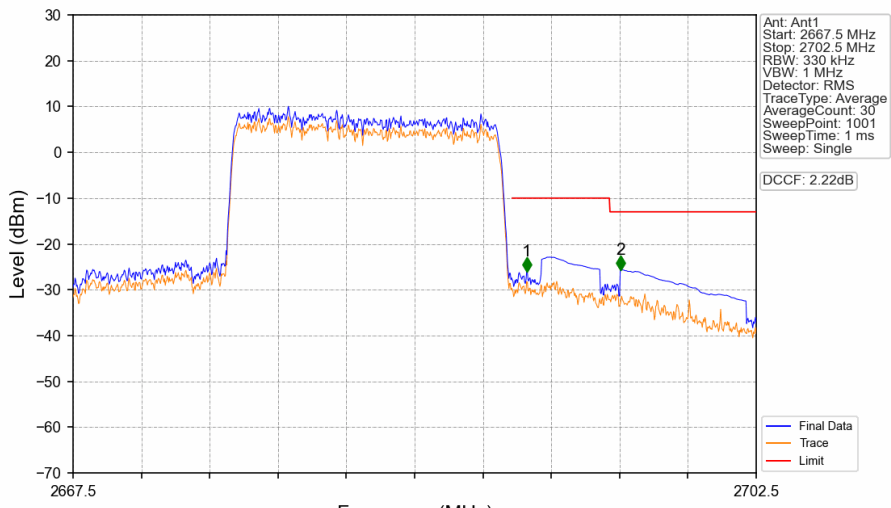


Band41_15MHz_16QAM_HCH_2682.5MHz_RB_1_74_NTV



Start (MHz)	Stop (MHz)	RBW (MHz)	Method	Marker No.	Freq (MHz)	Level (dBm)	Limit (dBm)	Result
2667.5	2690	0.3	/	/	/	/	/	/
2690	2691	0.3	/	1	2690.005	-14.50	-10	Pass
2691	2702.5	1	CHP	2	2691.230	-33.14	-10	Pass

Band41_15MHz_16QAM_HCH_2682.5MHz_RB_75_0_NTV



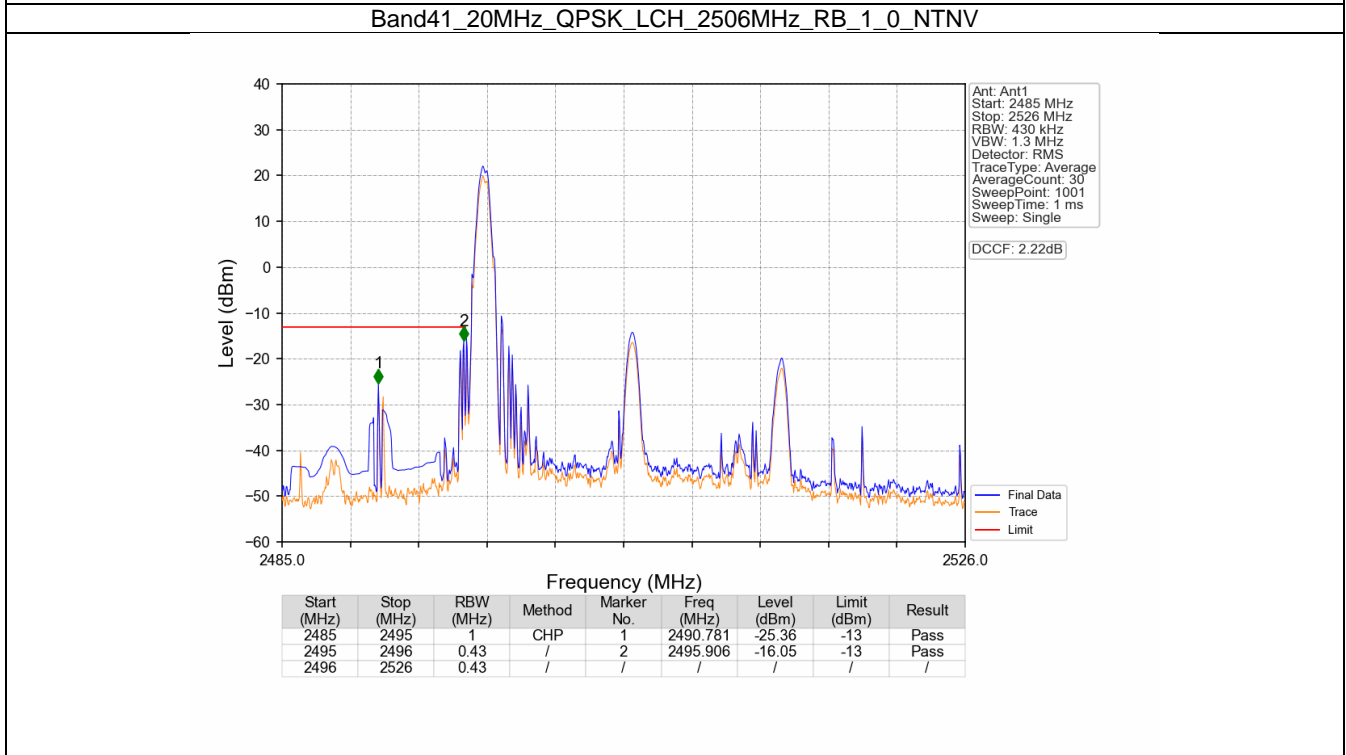
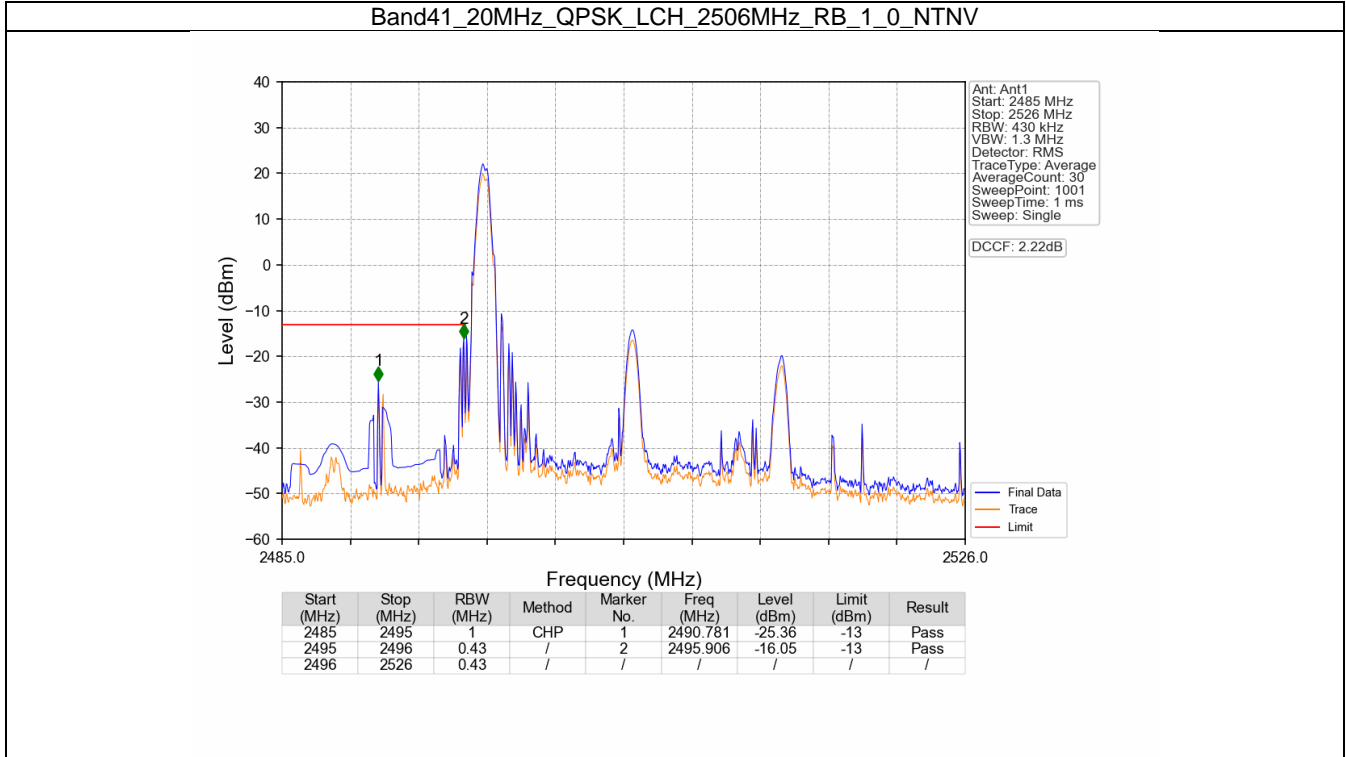
Start (MHz)	Stop (MHz)	RBW (MHz)	Method	Marker No.	Freq (MHz)	Level (dBm)	Limit (dBm)	Result
2667.5	2690	0.33	/	/	/	/	/	/
2690	2691	0.33	/	1	2690.740	-26.03	-10	Pass
2691	2702.5	1	CHP	2	2695.570	-25.67	-13	Pass

6.4 B41_20MHz

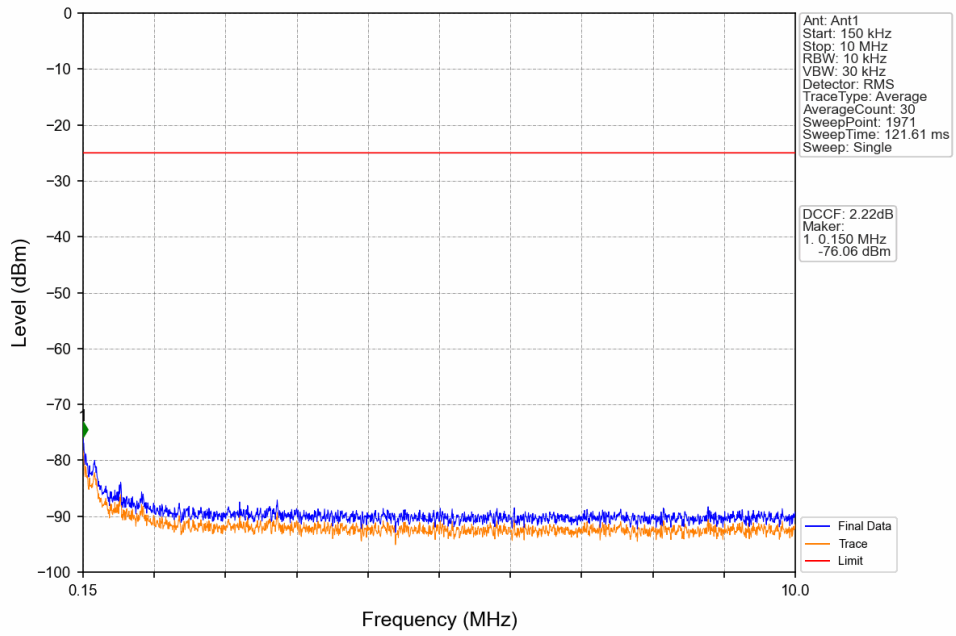
6.4.1 Test Result

Band: 41 / Bandwidth: 20MHz / NTV						
Modulation	Frequency (MHz)	RB Allocation		Spurious Emission		Verdict
		Size	Offset	Result	Limit	
QPSK	2506	1	0	Refer To Test Graph		Pass
		100	0	Refer To Test Graph		Pass
	2593	1	0	Refer To Test Graph		Pass
	2680	1	0	Refer To Test Graph		Pass
			99	Refer To Test Graph		Pass
		100	0	Refer To Test Graph		Pass
16QAM	2506	1	0	Refer To Test Graph		Pass
		100	0	Refer To Test Graph		Pass
	2593	1	0	Refer To Test Graph		Pass
	2680	1	0	Refer To Test Graph		Pass
			99	Refer To Test Graph		Pass
		100	0	Refer To Test Graph		Pass

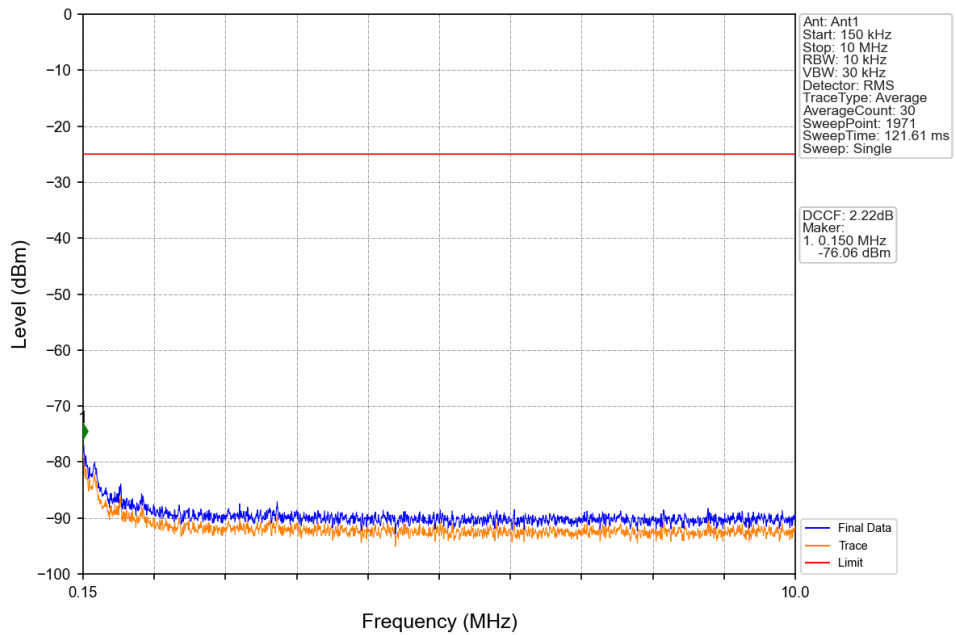
6.4.2 Test Graph



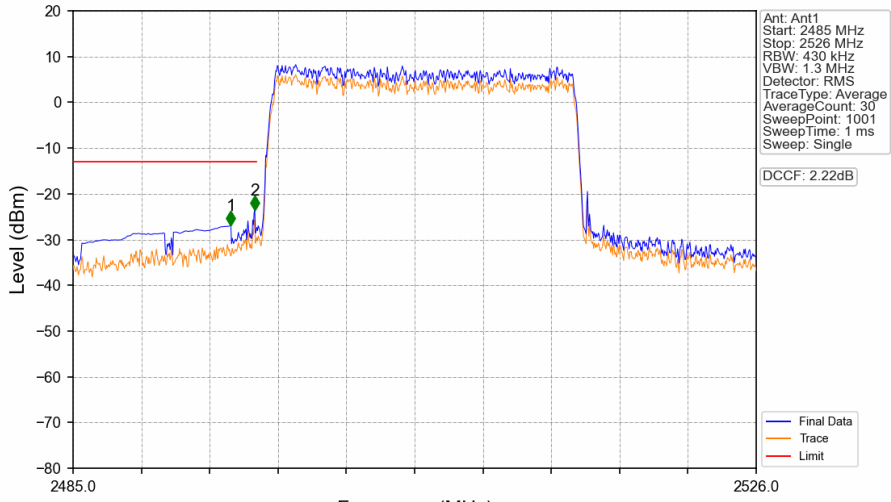
Band41_20MHz_QPSK_LCH_2506MHz_RB_1_0_NTNV



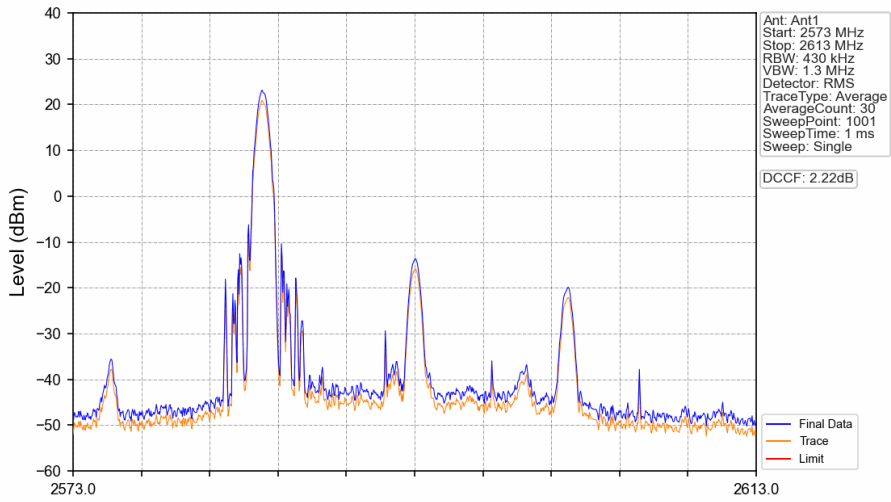
Band41_20MHz_QPSK_LCH_2506MHz_RB_1_0_NTNV



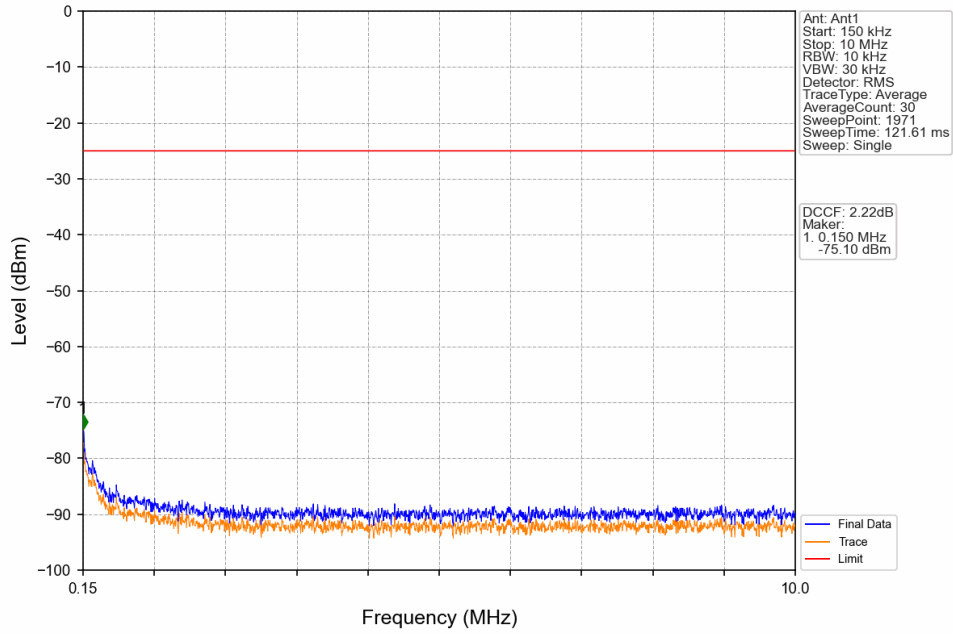
Band41_20MHz_QPSK_LCH_2506MHz_RB_100_0_NTNV



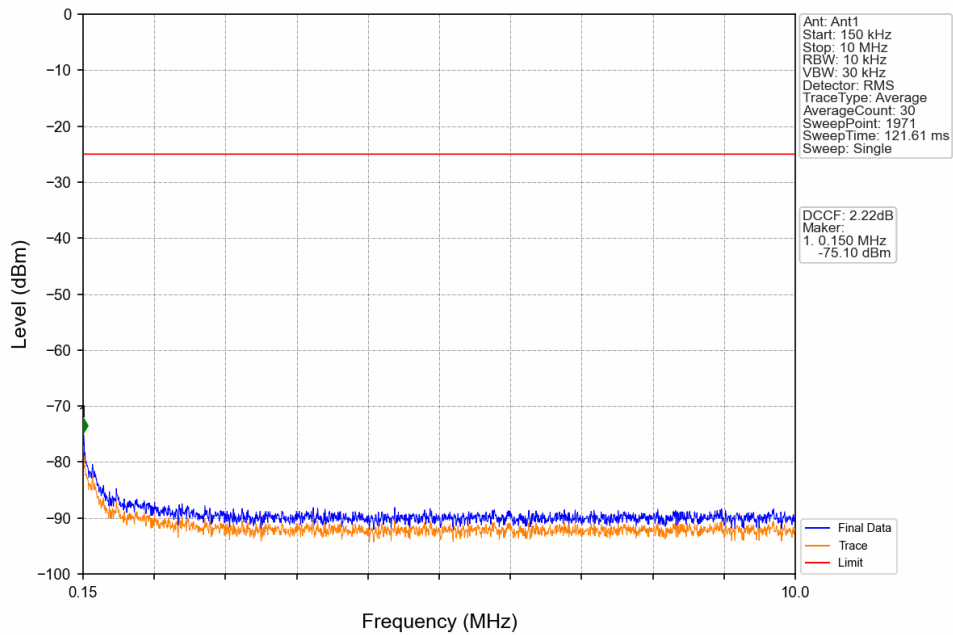
Band41_20MHz_QPSK_MCH_2593MHz_RB_1_0_NTNV



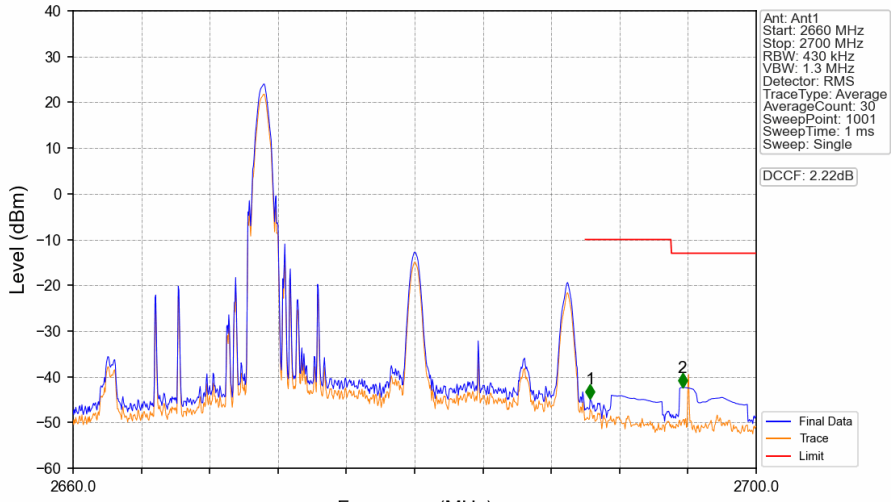
Band41_20MHz_QPSK_MCH_2593MHz_RB_1_0_NTNV



Band41_20MHz_QPSK_MCH_2593MHz_RB_1_0_NTNV

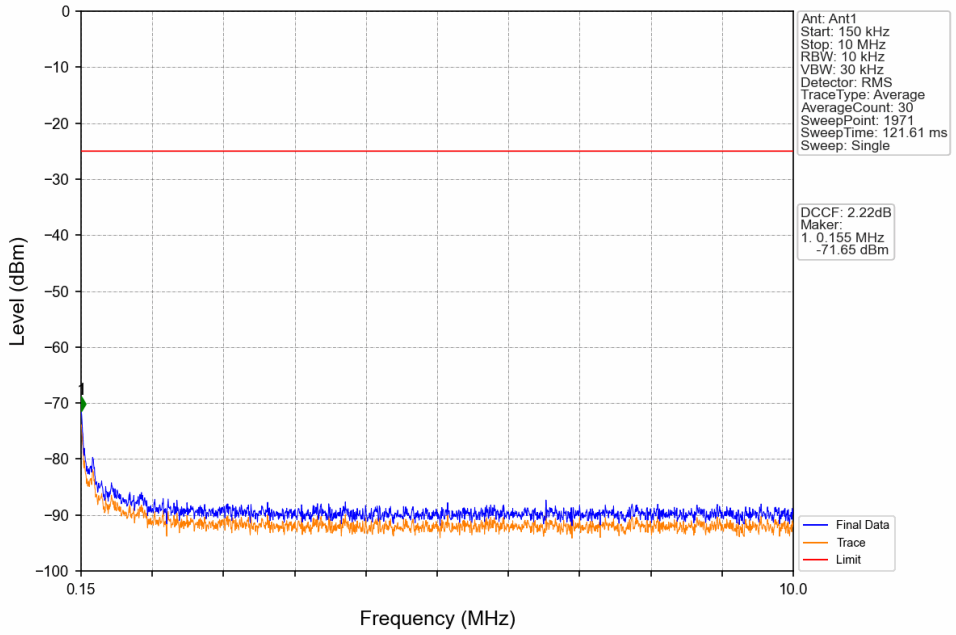


Band41_20MHz_QPSK_HCH_2680MHz_RB_1_0_NTNV

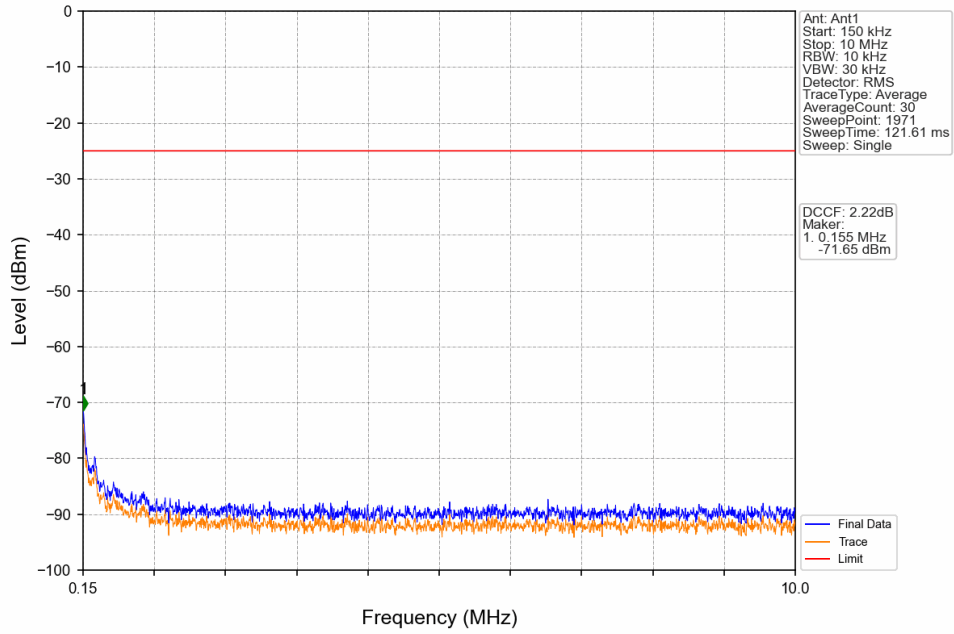


Start (MHz)	Stop (MHz)	RBW (MHz)	Method	Marker No.	Freq (MHz)	Level (dBm)	Limit (dBm)	Result
2660	2690	0.43	/	1	2690.280	-44.87	-10	Pass
2691	2700	1	CHP	2	2695.680	-42.34	-13	Pass

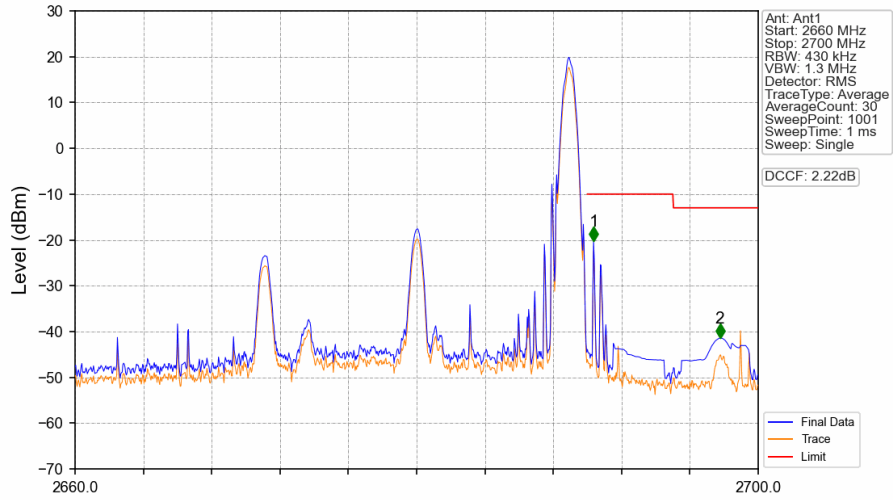
Band41_20MHz_QPSK_HCH_2680MHz_RB_1_0_NTNV



Band41_20MHz_QPSK_HCH_2680MHz_RB_1_0_NTNV

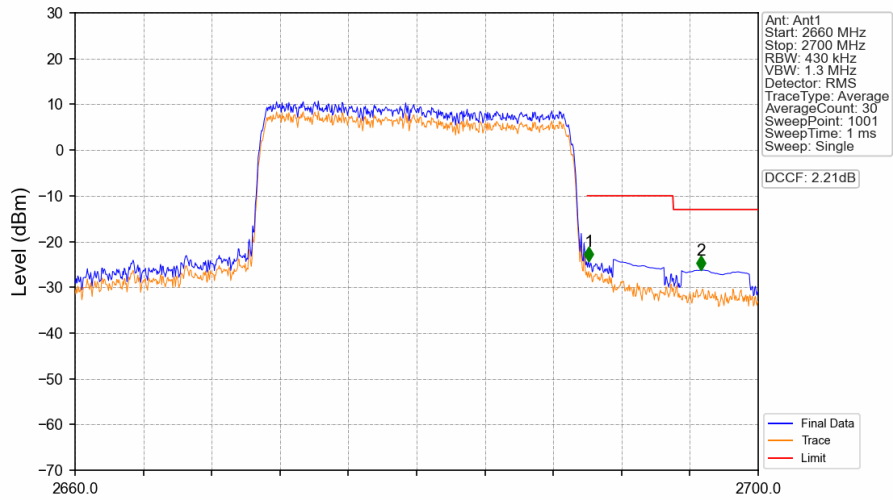


Band41_20MHz_QPSK_HCH_2680MHz_RB_1_99_NTNV



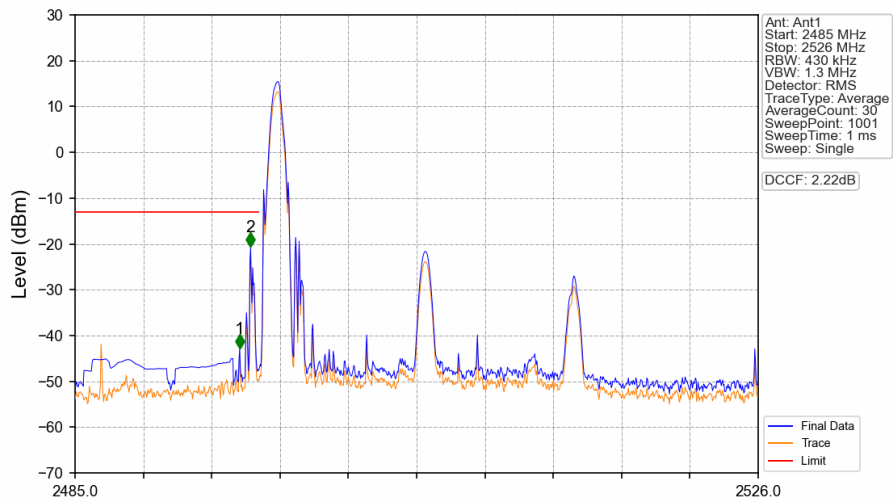
Start (MHz)	Stop (MHz)	RBW (MHz)	Method	Marker No.	Freq (MHz)	Level (dBm)	Limit (dBm)	Result
2660	2690	0.43	/	/	/	/	/	/
2690	2691	0.43	/	1	2690.360	-20.28	-10	Pass
2691	2700	1	CHP	2	2697.760	-41.44	-13	Pass

Band41_20MHz_QPSK_HCH_2680MHz_RB_100_0_NTNV



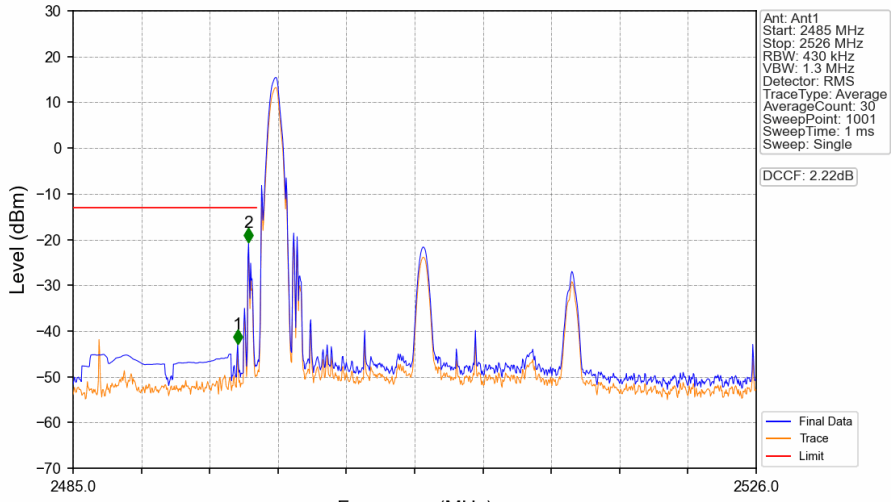
Start (MHz)	Stop (MHz)	RBW (MHz)	Method	Marker No.	Freq (MHz)	Level (dBm)	Limit (dBm)	Result
2660	2690	0.43	/	/	/	/	/	/
2690	2691	0.43	/	1	2690.080	-24.33	-10	Pass
2691	2700	1	CHP	2	2696.640	-26.21	-13	Pass

Band41_20MHz_16QAM_LCH_2506MHz_RB_1_0_NTNV



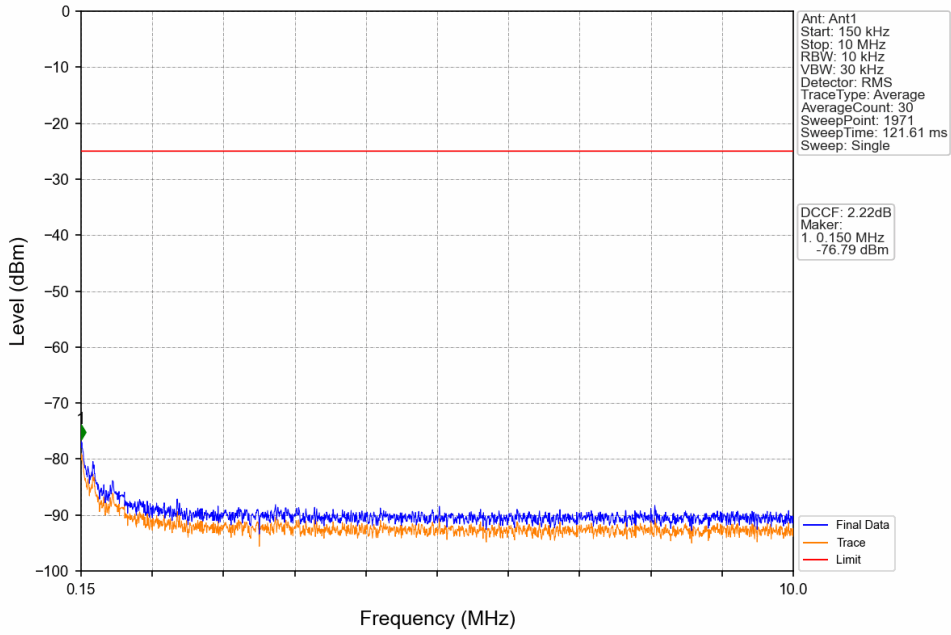
Start (MHz)	Stop (MHz)	RBW (MHz)	Method	Marker No.	Freq (MHz)	Level (dBm)	Limit (dBm)	Result
2485	2495	1	CHP	1	2494.881	-42.86	-13	Pass
2495	2496	0.43	/	2	2495.537	-20.67	-13	Pass
2496	2526	0.43	/	/	/	/	/	/

Band41_20MHz_16QAM_LCH_2506MHz_RB_1_0_NTNV

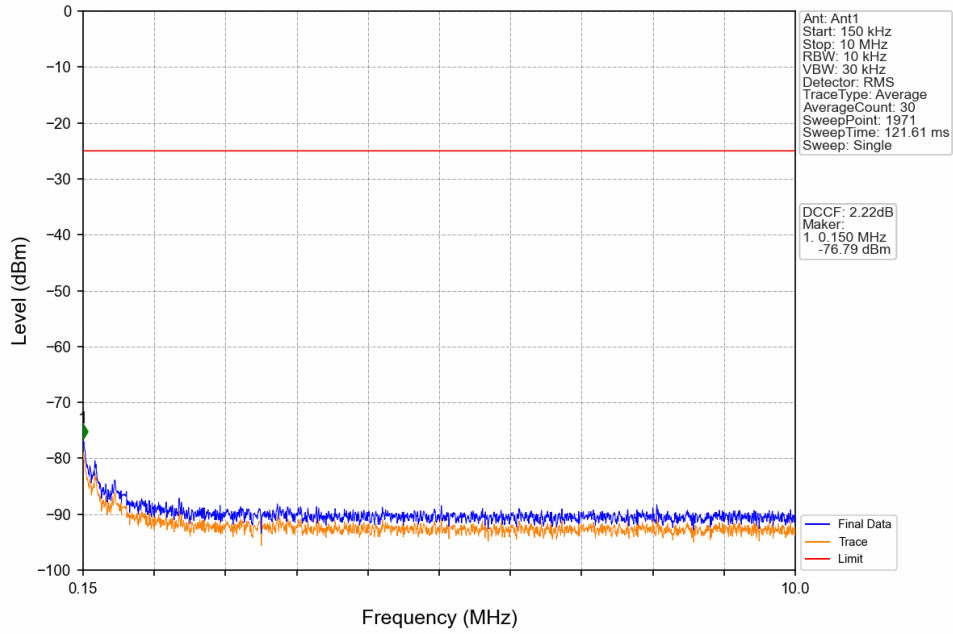


Start (MHz)	Stop (MHz)	RBW (MHz)	Method	Marker No.	Freq (MHz)	Level (dBm)	Limit (dBm)	Result
2485	2495	1	CHP	1	2494.881	-42.86	-13	Pass
2495	2496	0.43	/	2	2495.537	-20.67	-13	Pass
2496	2526	0.43	/	/	/	/	/	/

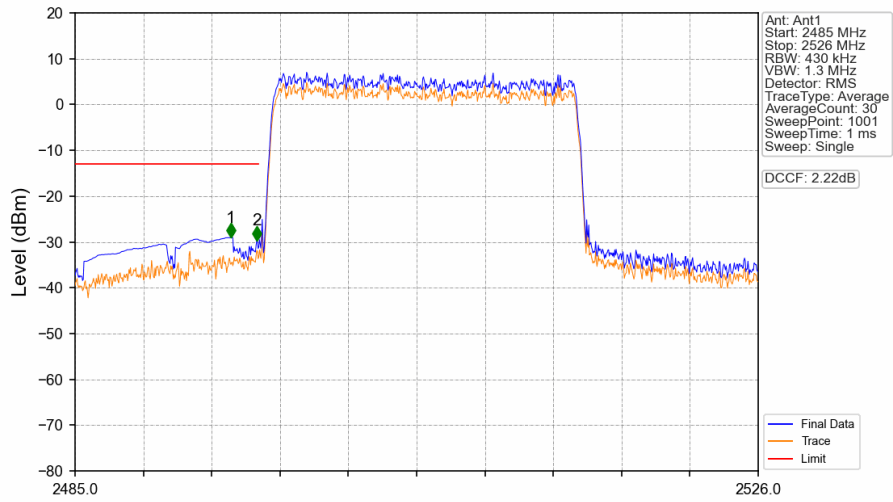
Band41_20MHz_16QAM_LCH_2506MHz_RB_1_0_NTNV



Band41_20MHz_16QAM_LCH_2506MHz_RB_1_0_NTNV

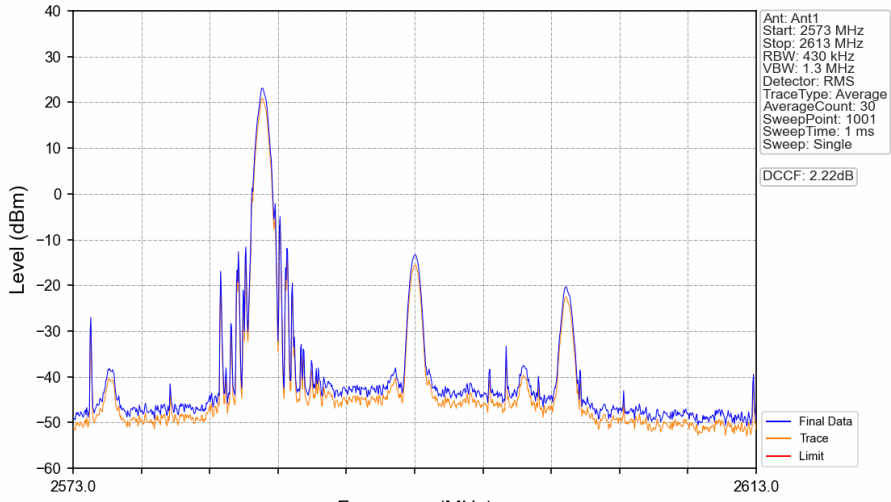


Band41_20MHz_16QAM_LCH_2506MHz_RB_100_0_NTNV



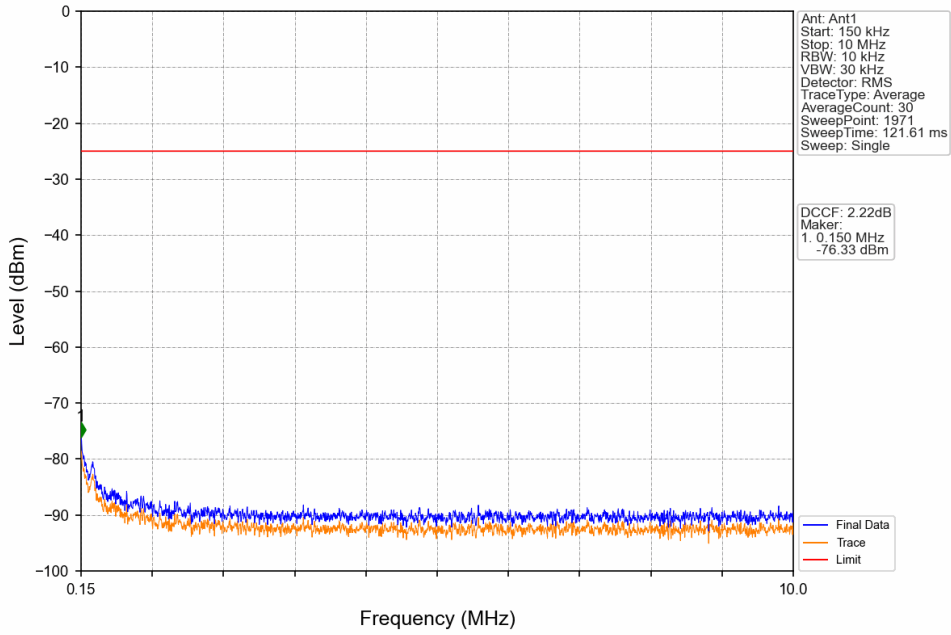
Start (MHz)	Stop (MHz)	RBW (MHz)	Method	Marker No.	Freq (MHz)	Level (dBm)	Limit (dBm)	Result
2485	2495	1	CHP	1	2494.348	-29.03	-13	Pass
2495	2496	0.43	/	2	2495.906	-29.66	-13	Pass
2496	2526	0.43	/	/	/	/	/	/

Band41_20MHz_16QAM_MCH_2593MHz_RB_1_0_NTNV

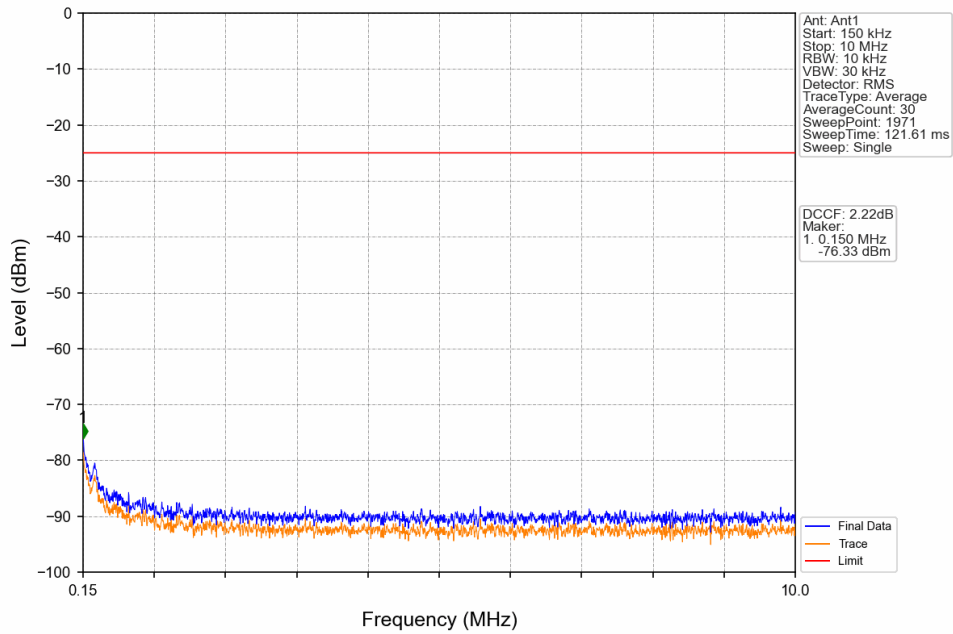


Start (MHz)	Stop (MHz)	RBW (MHz)	Method	Marker No.	Freq (MHz)	Level (dBm)	Limit (dBm)	Result
2573	2613	0.43	/	/	/	/	/	/

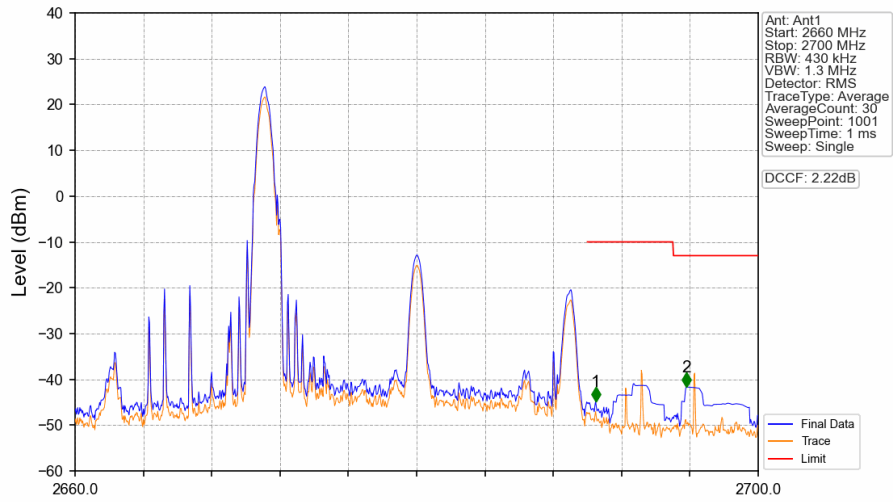
Band41_20MHz_16QAM_MCH_2593MHz_RB_1_0_NTNV



Band41_20MHz_16QAM_MCH_2593MHz_RB_1_0_NTNV

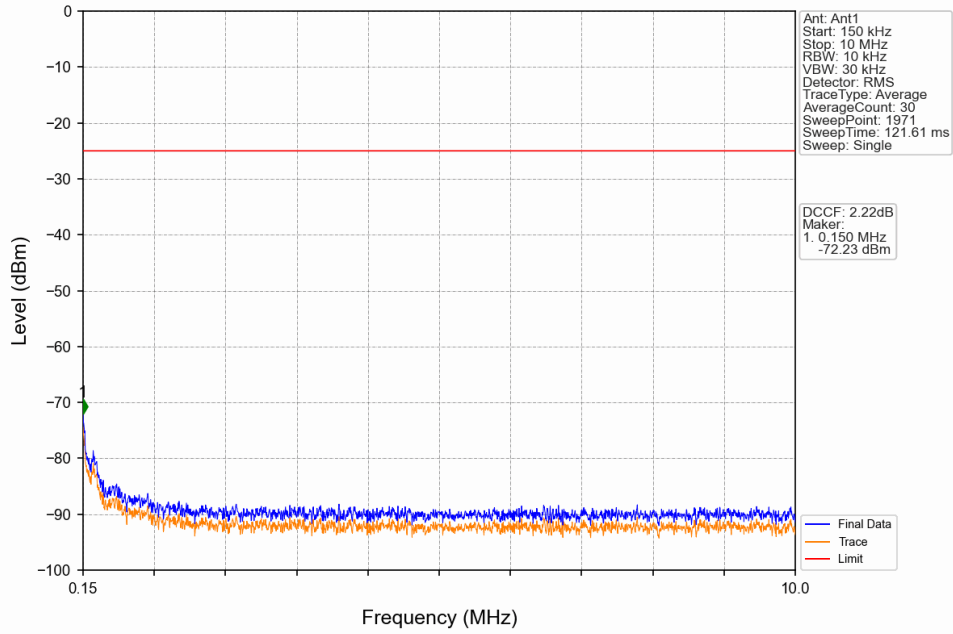


Band41_20MHz_16QAM_HCH_2680MHz_RB_1_0_NTNV

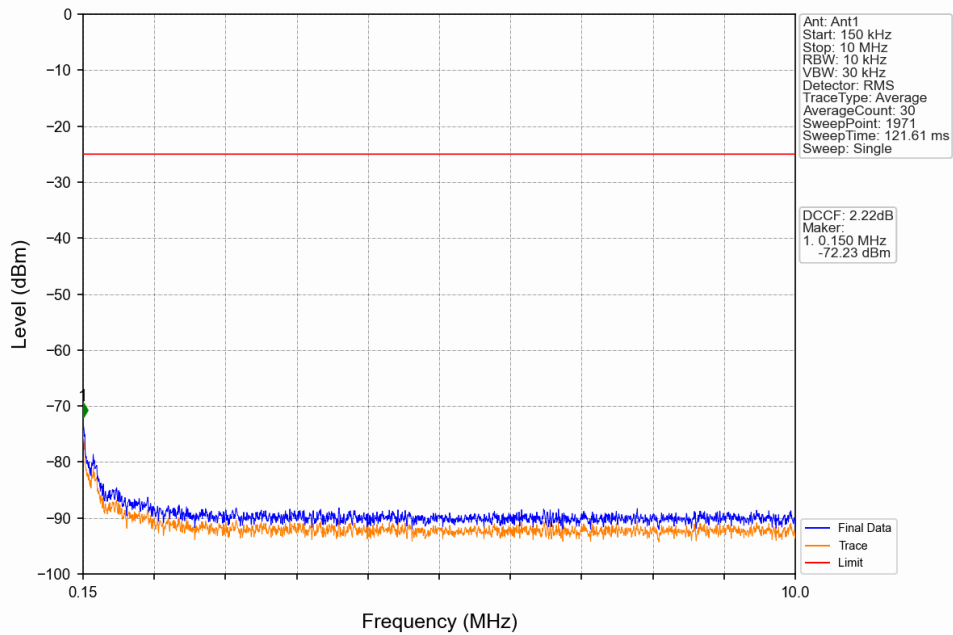


Start (MHz)	Stop (MHz)	RBW (MHz)	Method	Marker No.	Freq (MHz)	Level (dBm)	Limit (dBm)	Result
2660	2690	0.43	/	/	/	/	/	/
2690	2691	0.43	/	1	2690.480	-44.83	-10	Pass
2691	2700	1	CHP	2	2695.800	-41.68	-13	Pass

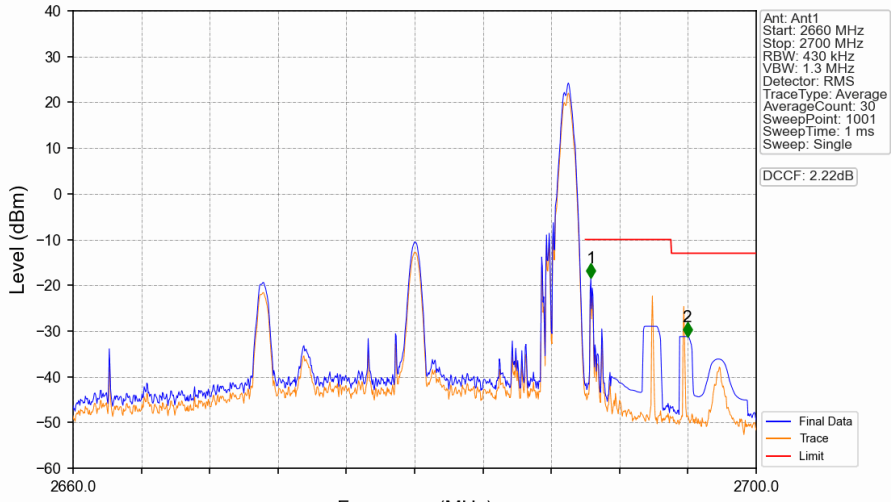
Band41_20MHz_16QAM_HCH_2680MHz_RB_1_0_NTNV



Band41_20MHz_16QAM_HCH_2680MHz_RB_1_0_NTNV

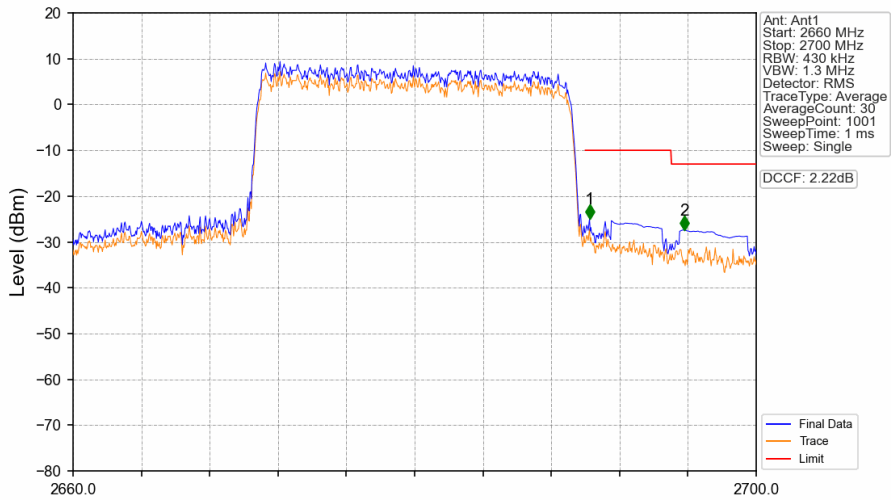


Band41_20MHz_16QAM_HCH_2680MHz_RB_1_99_NTNV



Start (MHz)	Stop (MHz)	RBW (MHz)	Method	Marker No.	Freq (MHz)	Level (dBm)	Limit (dBm)	Result
2660	2690	0.43	/	/	/	/	/	/
2690	2691	0.43	/	1	2690.320	-18.41	-10	Pass
2691	2700	1	CHP	2	2695.960	-31.21	-13	Pass

Band41_20MHz_16QAM_HCH_2680MHz_RB_100_0_NTNV



Start (MHz)	Stop (MHz)	RBW (MHz)	Method	Marker No.	Freq (MHz)	Level (dBm)	Limit (dBm)	Result
2660	2690	0.43	/	/	/	/	/	/
2690	2691	0.43	/	1	2690.240	-24.94	-10	Pass
2691	2700	1	CHP	2	2695.800	-27.40	-13	Pass

7. Form731

7.1 Form731_Power

7.1.1 Test Result

Band	BW	Lower Freq	High Freq	MAX Power (W)	Value	Hz/ppm	Emission Designator	Rule Parts	MAX Power (dBm)
41	5	2498.5	2687.5	0.2805	0.0252	ppm	4M58G7D	27M	24.48
41	5	2498.5	2687.5	0.2223	0.0281	ppm	4M62W7D	27M	23.47
41	10	2501	2685	0.2897	0.0066	ppm	9M10G7D	27M	24.62
41	10	2501	2685	0.2323	0.0035	ppm	9M10W7D	27M	23.66
41	15	2503.5	2682.5	0.2805	0.0082	ppm	13M7G7D	27M	24.48
41	15	2503.5	2682.5	0.2234	0.0065	ppm	13M7W7D	27M	23.49
41	20	2506	2680	0.2911	0.0046	ppm	18M2G7D	27M	24.64
41	20	2506	2680	0.2259	0.0042	ppm	18M2W7D	27M	23.54

7.2 Form731_EIRP

7.2.1 Test Result

Band	BW	Lower Freq	High Freq	MAX Power (W)	Value	Hz/ppm	Emission Designator	Rule Parts	MAX Power (dBm)
41	5	2498.5	2687.5	0.2805	0.0252	ppm	4M58G7D	27M	24.48
41	5	2498.5	2687.5	0.2223	0.0281	ppm	4M62W7D	27M	23.47
41	10	2501	2685	0.2897	0.0066	ppm	9M10G7D	27M	24.62
41	10	2501	2685	0.2323	0.0035	ppm	9M10W7D	27M	23.66
41	15	2503.5	2682.5	0.2805	0.0082	ppm	13M7G7D	27M	24.48
41	15	2503.5	2682.5	0.2234	0.0065	ppm	13M7W7D	27M	23.49
41	20	2506	2680	0.2911	0.0046	ppm	18M2G7D	27M	24.64
41	20	2506	2680	0.2259	0.0042	ppm	18M2W7D	27M	23.54