

Specification for Approval

CONTENTS

Customer:	N/A	Vendor:	N/A
Customer P/N:	N/A	HL P/N:	N/A
Customer Device Name:	N/A	HL Device Name:	N/A
Version:	Initial Release	Approval Date:	2022-12-07

Internal Approval		
Approved By:	Checked By:	Prepared By:
		TIAN XIANG
Customer Approval		

Revision:



HL Tronics (Kunshan)

Co.,Ltd.

Date	Rev	Description of Changes
2018-03-09	A	Initial Release

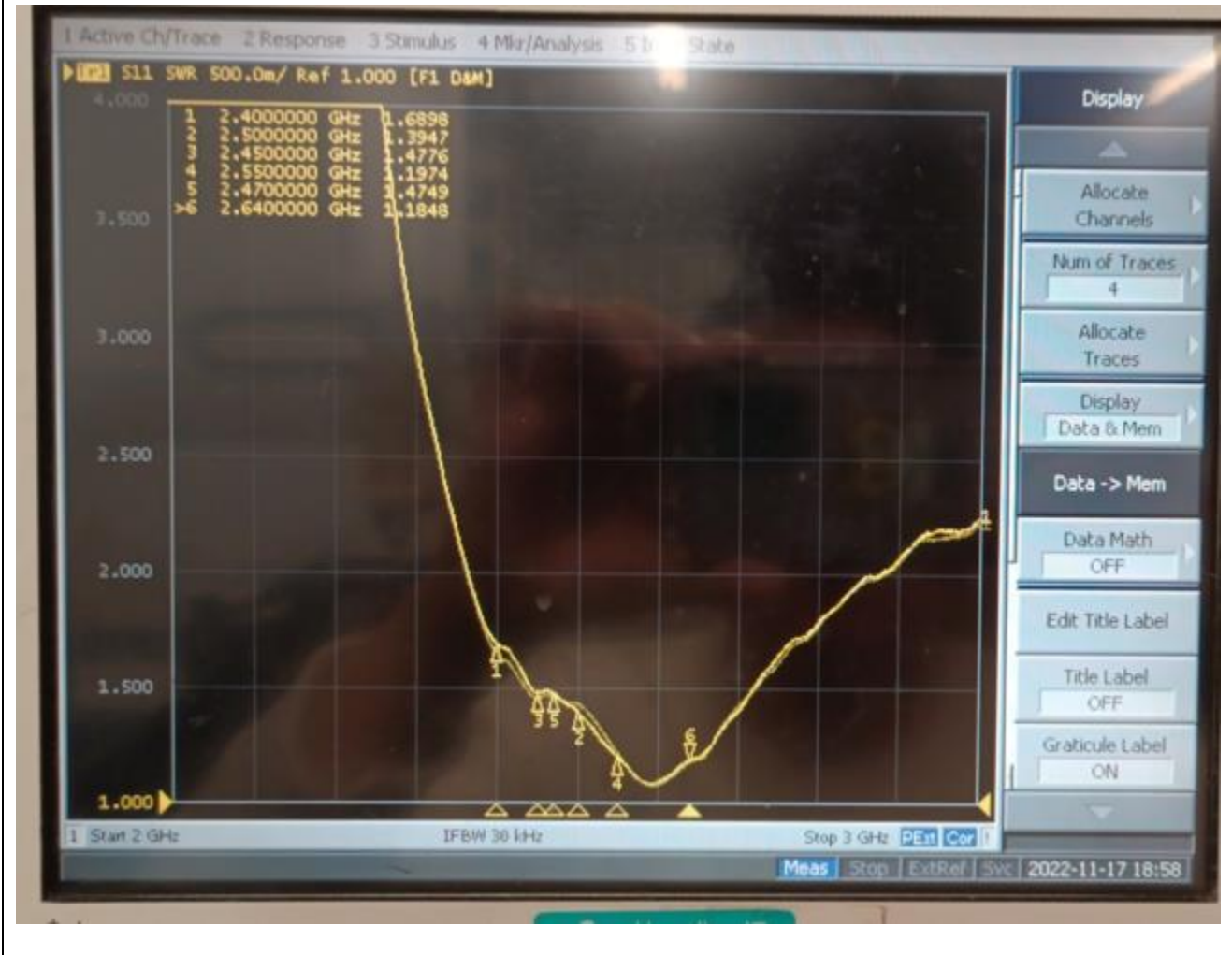
1、Products Electrical

PCB Antenna

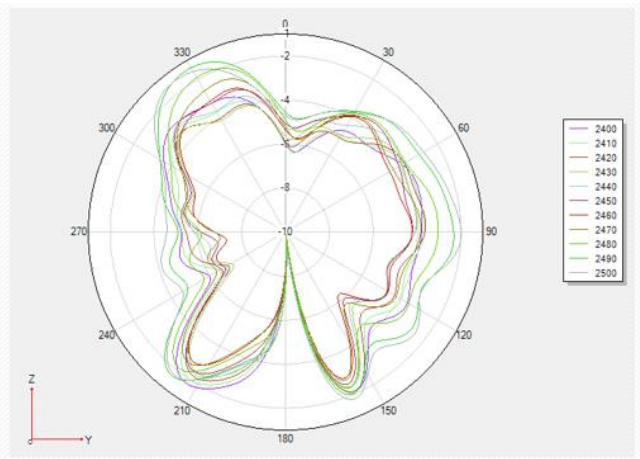
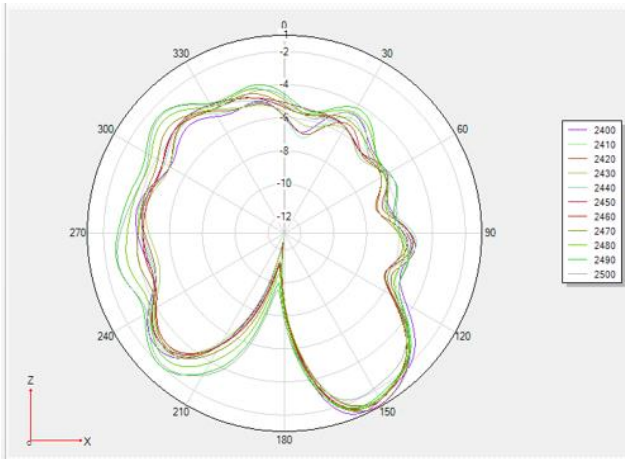
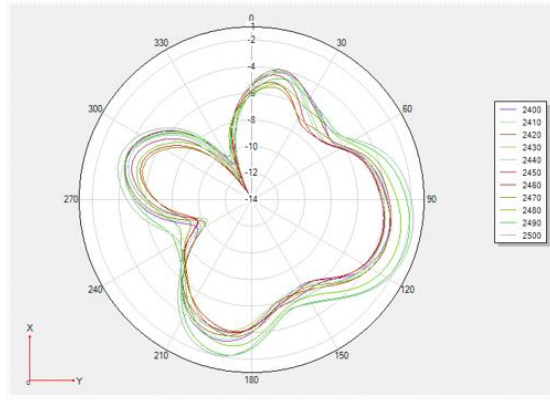
1	Antenna Model	PCB IFA Antenna
2	Frequency Range	2400-2500MHz
3	VSWR	<2
4	Broadband	>100MHz
5	Impedance	50 ohm
6	Gain	-0.68dbi
7	Polarization	LP

2、Antenna Test Data

2.1 VSWR



2.2 RADIATION PATTERNS



2.3 GAIN AND EFFICIENCY

	HSEL7_02_66M_30	
Frequency / MHz	Efficiency / %	Gain/ dB
2400	28.50	-0.68
2410	30.71	-0.75
2420	31.08	-0.76
2430	33.44	-0.95
2440	34.14	-0.93
2450	35.88	-0.99
2460	36.04	-1.08
2470	35.11	-1.25
2480	35.48	-1.19
2490	35.84	-0.95
2500	35.33	-1.06
AVG	33.78	-0.96

3、PCB ANTENNA (MM)

