

Specification for Approval

CONTENTS

Customer:	N/A	Vendor:	N/A
Customer P/N:	N/A	HL P/N:	N/A
Customer Device Name:	N/A	HL Device Name:	N/A
Version:	Initial Release	Approval Date:	2023-08-15

Internal Approval		
Approved By:	Checked By:	Prepared By:
		TIAN XIANG
Customer Approval		



HL Tronics (Kunshan) Co.,Ltd.

Revision:

Date	Rev	Description of Changes
2018-03-09	A	Initial Release

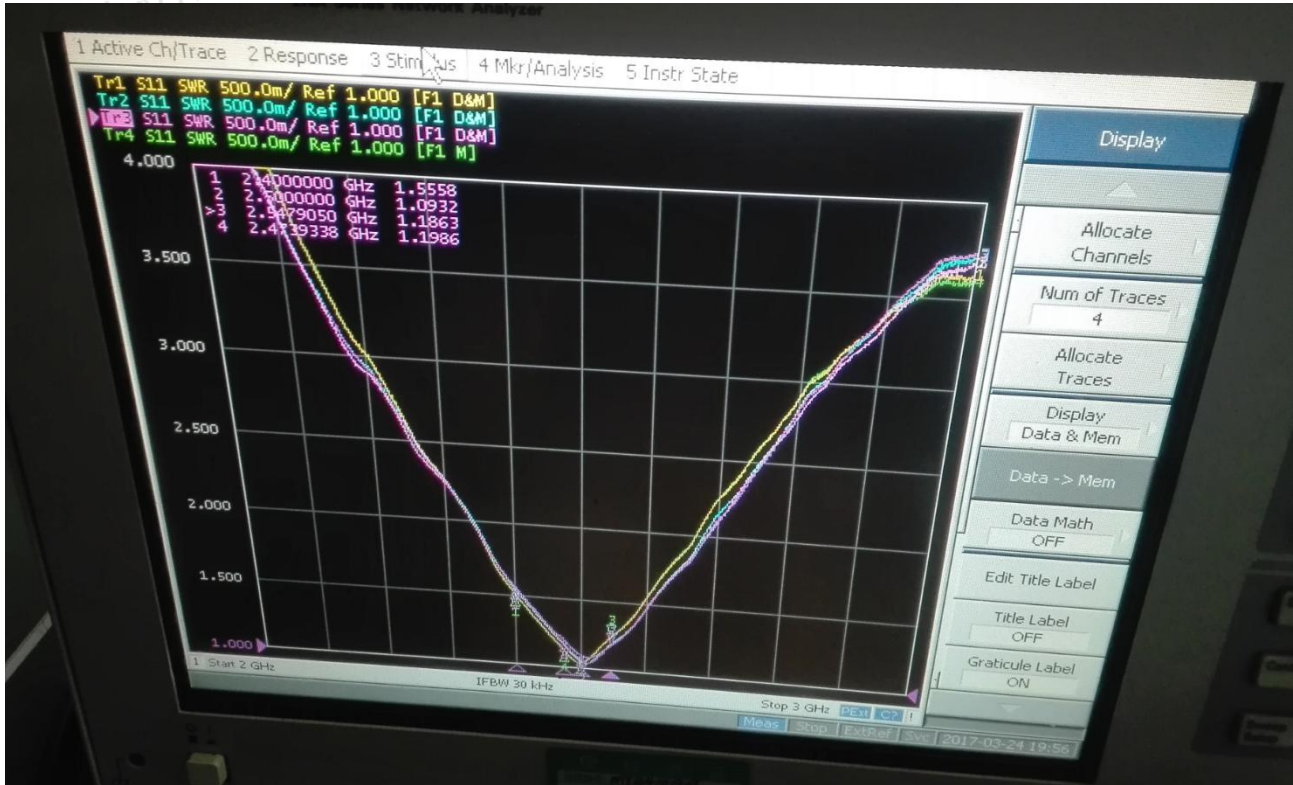
1、Products Electrical

PCB Antenna

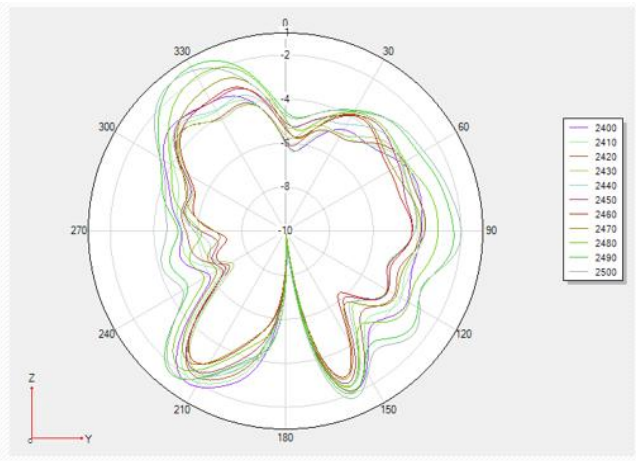
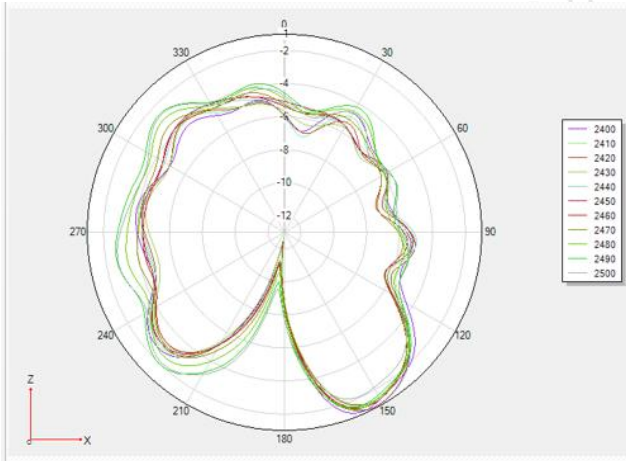
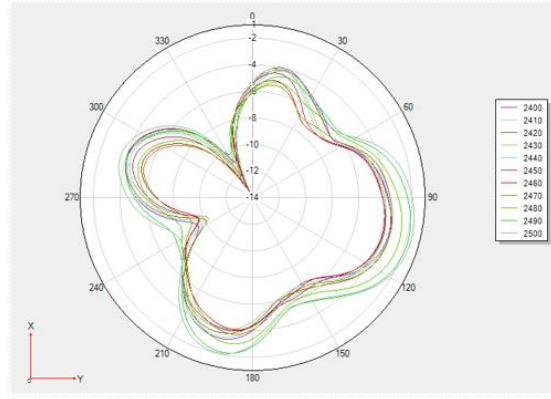
1	Antenna Model	PCB IFA Antenna
2	Frequency Range	2400-2500MHz
3	VSWR	<2
4	Broadband	>100MHz
5	Impedance	50 ohm
6	Gain	-0.6
7	Polarization	LP

2、Antenna Test Data

2.1 VSWR



2.2 RADIATION PATTERNS



2.3 GAIN AND EFFICIENCY

	HSEL7_02_66M_30	
Frequency / MHz	Efficiency / %	Gain/ dB
2400	34.51	-0.6
2410	35.81	-0.75
2420	36.98	-0.76
2430	36.64	-0.95
2440	36.14	-0.83
2450	33.88	-0.93
2460	32.14	-1.18
2470	33.11	-1.21
2480	35.48	-1.09
2490	37.84	-0.95
2500	37.33	-1.01
AVG	35.44	-0.93

3、PCB ANTENNA (MM)

