



Hanshow Nebular-266 Series Product Manual

V1.0.0

HS-ESL-NEBULAR266001

For more information, visit our website at: <http://www.hanshow.com>

STATEMENT

This document and all its contents contained remain the proprietary material of Zhejiang Hanshow Technology Co., Ltd. (Hanshow) and are protected by Chinese laws and applicable international conventions on copyrights. Any reproduction, transmission, disclosure, revision, modification or use otherwise of this document or the whole or part of its contents, in whatever form and by whatever means, is not permitted without prior express written authorization from Hanshow. Offenders will be liable for any and all damages caused by their offence hereof and will be subject to all remedies that Hanshow is entitled to seek under applicable laws.

ABOUT THE DOCUMENT

Thank you very much for using the Nebular-266 series products of Hanshow.

The document introduces the role of label, functional, hardware parameters, features and precautions, etc.



Please read the product manual carefully before using this product, retain the manual for subsequent use or for the next owner. If the instructions contained in this manual are insufficient to resolve issues that occur during device operation or maintenance, please contact Hanshow Technical Customer Service Center (400-0365-305) directly, we will provide you with multi-channel technical services.

TARGET USERS

This document provides engineers with the necessary data and detailed usage precautions of Nebular-266 series labels. Users have to master the basic knowledge on communication, DSP and Network. This document is applicable for the below engineers:

- Testing engineer
- Technical support engineer
- After sales engineer
- Installation engineer

SYMBOL DESCRIPTION

Icon	Description
	Information indicated with this icon should be paid special attention and attached great importance by the reader
	Information indicated with this icon is the explanation on the formal text for the readers to comprehend the text better
[X-X]	It means special noun definition is provided here

EXPLANATION OF TERMS

Term	Expanded form	Description
PriSmart	PriSmart Smart Retail System	To manage all store product data and issue price update command, as well as support multi-store management.
ESL-Working	ESL-Working System	To manage all the APs and ESLs in store, and 3.0 and above supports multi-store.
ESL Controller	ESL Controller	ESL Controller
ESL	Electronic Shelf Label	ESL

Table of Contents

Table of Contents	IV
1 Overview	1
2 Specifications and characteristics	1
2.1 Product information	1
2.2 Product view	1
2.2.1 Front area	1
2.2.2 Rear area	2
2.3 Hardware parameters	2
2.4 Function introduction	4
3 Product function features	6
3.1 Performance parameters	6
3.2 Performance benefits	6
4 Precautions	7
4.1 Transport consideration	7
4.2 Precautions for use	7
5 Application scenarios introduction	9
6 FCC ID warning	9
6.1 Warning for nameplate	9
6.2 Warning for product manual	9

List of Figures

Figure 2-1 Front area of Nebular-266	1
Figure 2-2 Rear panel of Nebular-266	2

Hanshow Confidential

List of Tables

Table 2-1 Nebular-266 product information	1
Table 2-2 Description for front area of Nebular-266	1
Table 2-3 Nebular-266 hardware parameter.....	2
Table 2-4 Nebular-266 usage scenarios.....	4
Table 2-5 Nebular-266 basic function table	4
Table 3-1 Nebular-266 series product performance parameters	6

1 Overview

Nebular-266 series are an Electronic Shelf Label (ESL) researched and developed independently by Hanshow. It is an important part of the Hanshow electronic shelf label system, interacting with AP and ESL-Working for data and information. It supports bi-directional communication, remote control function, NFC function, multi-page switch and multiple colors. The Nebular-266 series have high-definition visual effects, convenient and unified management and long life cycle, widely serving traditional retail, new retail, apartment store and fashion, medicare, culture and entertainment, etc.

Nebular-266 series products have a variety of models, including Nebular-266R-N, Nebular-266Y-N, Nebular-266F-N.


2 Specifications and characteristics

This chapter introduces the product information, product view, hardware parameters and function introduction of the Nebular-266 series.

2.1 Product information

Table 2-1 Nebular-266 product information

Marketing name	Color	ID rule
Nebular-266X-XXX [2-1]	<ul style="list-style-type: none"> ● Case color: Black, Gray, White, Blue ● The color of EPD screen supported: black/white, black/white/red and black/white/yellow 	Total of 18-digit ID

 **Note:** [2-1]: X represents EPD color and temperature, and XXX represents optional hardware peripherals.

- 266 is: 2.66 inch
- R is: Red
- Y is Yellow
- F is Freezer
- N is: NFC chip

2.2 Product view

The following sections introduce the appearance area of the front and rear of Nebular-266 series.

2.2.1 Front area

The front area of Nebular-266 is shown in [Figure 2-1](#), and the function of each area is shown in [Table 2-2](#).

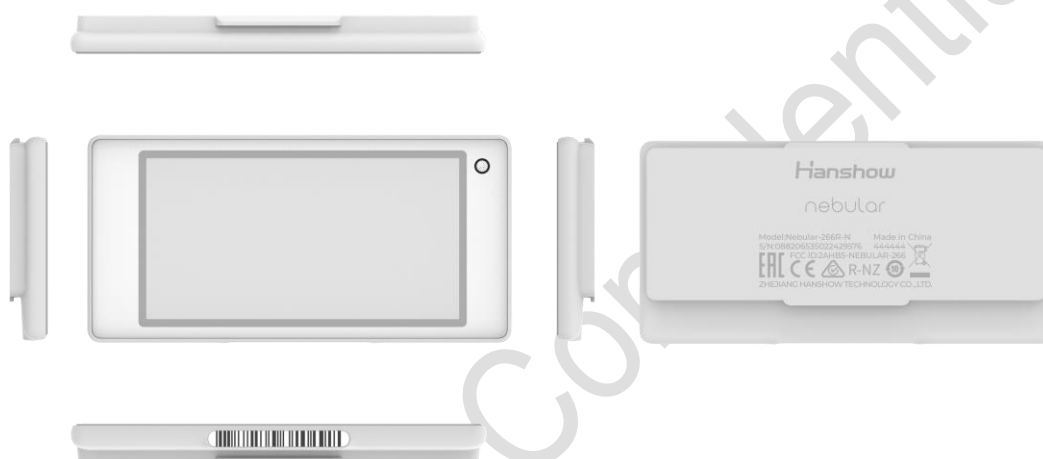


Figure 2-1 Front area of Nebular-266

Table 2-2 Description for front area of Nebular-266

No.	Name	Description
1	LED area	Support for RGB tricolor LED flashing.
2	Screen area	E-paper screen, support three colors (black/white for freezer ESLs, black/white/red and black/white/yellow for room temperature ESLs) display schemes, NOT SUPPORT grayscale.
3	Barcode area	18 digits barcode used for binding product and maintenance.

2.2.2 Rear area

The rear area of Nebular-266 is shown in [Figure 2-2](#).



Figure 2-2 Rear panel of Nebular-266

Note:

- MODEL: Each type of ESL's MODEL is different.
- S/N: Each type of ESL S/N is different; the content is for reference only.

2.3 Hardware parameters

The hardware parameters of Nebular-266 are shown in [Table 2-3](#).

Table 2-3 Nebular-266 hardware parameter

Name	Room temperature ESLs	Freezer ESLs
Product dimensions (mm*mm*mm)	82.3*40.4*7.8	82.3*40.4*7.8
Active display area (mm*mm)	60.1*30.7	60.1*30.7
Product weight (g)	31.0	31.0
Product appearance	Black, Gray, White	Blue
Display size (inch)	2.66	2.66
Resolution (pixel)	296*152 [2-2]	296*152 [2-2]

Name	Room temperature ESLs	Freezer ESLs
DPI	125 [2-2]	125 [2-2]
Display effect	EPD e-paper display screen, including black/white/red and black/white/yellow	EPD e-paper display screen, including black/white
Viewing angle	Nearly 180 degree	Nearly 180 degree
Working life	10 years [2-3]	8 years [2-3]
NFC function (optional)	<p>"N" in the product model indicates the NFC function. It has the following features:</p> <ul style="list-style-type: none"> ● Conforms to ISO/IEC 14443 Type A standard. ● Supports NFC NDEF data format. ● 200 byte storage space, and write content configurable. ● Maximum 1cm communication distance. ● Greatly improve batch data transmission rate for the same template ESLs. 	<p>"N" in the product model indicates the NFC function. It has the following features:</p> <ul style="list-style-type: none"> ● Conforms to ISO/IEC 14443 Type A standard. ● Supports NFC NDEF data format. ● 200 byte storage space, and write content configurable. ● Maximum 1cm communication distance. <p>Greatly improve batch data transmission rate for the same template ESLs.</p>
Page switching	Supports up to 8 pages	Supports up to 8 pages
Battery specification	1030mAh	1030mAh
Battery changeable	Unchangeable (compatible to standard Hanshow battery)	Unchangeable (compatible to standard Hanshow battery)
Protection level	IP68	IP68
Operating temperature	0°C ~ 40°C	-25°C ~ 0°C
Storage temperature	0°C ~ 40°C	-25°C ~ 30°C
Humidity	30% ~ 70%	30% ~ 70%
Certifications	ROHS, CE	ROHS, CE

 **Note:**

- [2-2]: The resolution and DPI vary with different screen.

- [2-3]: When ESLs implement green flashing, they can work for 10 years at room temperature, while 8 years at refrigerating temperature.

The ESLs can perform flashing, page switch, update and other functions, thus the working life of ESLs will reduce due to limitations in [Table 2-4](#).

Table 2-4 Nebular-266 usage scenarios

Name	Description
LED flashing	0.5 hour/day (on=30ms, off=120ms, on=30ms, off=1200ms flashing)
Frequency of update	Twice/day
Frequency of page switching	Once/day

⚠Notice:

- Environment temperature has a great impact on the output capacity of ESL's power, and the output capacity will have a different level of decline due to low temperature environment.
- If the screen is stored or used outside of the above conditions like operating temperature, normal humidity and usage standard, the working life of screen will be affected.

2.4 Function introduction

The basic functions of Nebular-266 are shown in [Table 2-5](#).

Table 2-5 Nebular-266 basic function table

Name	Function	Description
Product series	-	Nebular
Product type	-	Nebular-266
Screen display area	Screen display	<ul style="list-style-type: none"> ● Dot matrix screen, ultra-wide viewing angles, high-contrast, and adapting to complex light environment. ● Flexible display such as text, digit, pictures, barcode, QR code and others. ● All display areas, including independent elements such as name, price, place, unit, specification, phone number, barcode, QR code, place and font size settable.

Name	Function	Description
		<ul style="list-style-type: none"> Supports up to 8 pages of storage content and page switch function.
LED display function (Optional)	Flashing light	Supports RGB tricolor
		LED flash cycle configurable [2-4]
		Supports marquee function
Remote control function	Flashing light	Supports flashing light function
	Page switch	Supports page switch for remote controller
NFC function	Label management	<ul style="list-style-type: none"> ESL binding and unbinding Lighting control Page switch control Data operation for private area and public area
Temperature acquisition	Range	0°C ~ 40°C (only for red screen)
	Accuracy	±2°C

 **Note:** [2-4]: Adjustable flashing cycle: 30ms ~ 7s, smallest unit of 30ms.

3 Product function features

This chapter introduces the performance parameters and benefits of Nebular-266 series.

3.1 Performance parameters

The performance parameters of Nebular-266 series are shown in [Table 3-1](#).

Table 3-1 Nebular-266 series product performance parameters

RF parameters	
Transmission band	2402MHz ~ 2480MHz
Transmit power	Maximum 1dBm
System throughput	
Average rate	10000 tags/hour
Peak rate	18000 tags/hour

3.2 Performance benefits

The performance benefits of Nebular-266 series are as follows:

- Support bi-directional communication and wider coverage range.
- Multiple installation ways and suitable for different scenarios.

4 Precautions

This section emphasizes the Nebular-266 series transportation and use precautions. Please be sure to strictly abide by the precautions to ensure the Nebular-266 series can work normally.

4.1 Transport consideration

The transport considerations for Nebular-266 series are as follows:

- Pay attention to the waterproof during transporting, prohibit water and prevent ESL damage.
- Do not extrude ESL during transporting, to avoid screen damage.
- Temperature never exceed 40°C during transporting.
- The freezer ESLs can be transported at room temperature, but never exceed 30°C during transporting, and the transportation period is not more than 3 months.

4.2 Precautions for use

The precautions for use of Nebular-266 series are as follows:

- Keep ESLs working at the operating temperature.
- It's highly prohibited ESLs temperature is over 60°C.
- Clean ESL screens regularly and maintain cleanliness.
- Do not disassemble the entire ESLs without permission.
- Pay attention to the waterproof during use.
- Pay attention to prevent collisions during use.
- ESLs must be kept working within standard temperature range. If ESLs are working out of the nominal temperature range, screen will be damage.
- ESLs must be kept working within standard temperature range. If ESLs are working out of the nominal temperature range, the battery life will be shortened.
- Try to keep dry environment, to avoid short circuit and component damage due to wetting.

- The screen of ESLs should be treated promptly to avoid affecting the screen display effect, and even causing permanent effects on the shell and lenses, such as cosmetics, perfume, etc.
- Don't use chemical detergent to wipe the screen.
- It is forbidden to install ESLs in a strong magnetic environment.
- Do not violently disassemble the ESLs.

5 Application scenarios introduction

ESLs can be applied to various areas and shelves of hypermarket, supermarket and retail stores. Nebular-266 series products are widely used for the below areas and scenes:

- Common shelf racking areas
- Common shelf hook areas
- Common fence areas
- Common promotion table areas

6 FCC ID warning

6.1 Warning for nameplate

This device complies with Part 15 of the FCC Rules. Operation is subject to the following two conditions:

1. This device may not cause harmful interference, and
2. This device must accept any interference received, including interference that may cause undesired operation.

6.2 Warning for product manual

Changes or modifications not expressly approved by the party responsible for compliance could void the user's authority to operate the equipment.

This equipment has been tested and found to comply with the limits for a Class B digital device, pursuant to Part 15 of the FCC Rules. These limits are designed to provide reasonable protection against harmful interference in a residential installation. This equipment generates, uses and can radiate radio frequency energy and, if not installed and used in accordance with the instructions, may cause harmful interference to radio communications. However, there is no guarantee that interference will not occur in a particular installation. If this equipment does cause harmful interference to radio or television reception, which can be determined by turning the equipment off and on, the user is encouraged to try to correct the interference by one or more of the following measures:

- Reorient or relocate the receiving antenna.
- Increase the separation between the equipment and receiver.

- Connect the equipment into an outlet on a circuit different from that to which the receiver is connected.
- Consult the dealer or an experienced radio/TV technician for help.

Hanshow Confidential