



---

## Hanshow Nebular Series Product Manual

V2.0.0

HS-ESL-EPDN0001

# STATEMENT

This document and all its contents contained remain the proprietary material of Hanshow Technology Co., Ltd. (Hanshow) and are protected by Chinese laws and applicable international conventions on copyrights. Any reproduction, transmission, disclosure, revision, modification or use otherwise of this document or the whole or part of its contents, in whatever form and by whatever means, is not permitted without prior express written authorization from Hanshow. Offenders will be liable for any and all damages caused by their offence hereof and will be subject to all remedies that Hanshow is entitled to seek under applicable laws.

Hanshow Confidential

# ABOUT THE MANUAL

This document describes Nebular series, including features, specification, package and precautions, etc.



Please read this manual carefully before using the device in first, retain the manual for subsequent use or for the next owner. If the instructions contained in this manual are insufficient to resolve issues that occur during device operation or maintenance, please contact Hanshow Technical Customer Service Center (China: 400-0365-305; Netherlands: 0800-022-5037; Belgium: 0800-71-335; France: 0800-91-7602; Thailand: 1800-011-185) directly, we will provide you with multi-channel technical services.

## TARGET USERS

This document provides engineers with necessary data and related guidelines of Nebular series. Users have to master the basic knowledge on communication and network and so on. This manual is applicable for the below engineers:

- Testing Engineer
- Technical Support Engineer
- After Sales Engineer
- Installation Engineer

## SYMBOL DESCRIPTION

Icon	Description
	Information indicated with this icon should be paid special attention and attached great importance by the reader.
	Information indicated with this icon is the explanation on the formal text for the readers to comprehend the text better.
[X-X]	It means special noun definition is provided here.

## EXPLANATION OF TERMS

Acronym	Expanded form	Description
PriSmart	PriSmart Smart Retail System	Manage all store product data and issue price update command, as well as support multi-store management.
ESL-Working	ESL-Working System	Manage all the APs and ESLs in store, and ESL-Working 3.0 and above supports multi-store management.
ESL Controller	ESL Controller	Also called AP that is used for data interaction between ESL-Working and ESL Controller.
ESL	Electronic Shelf Label	Used for displaying product information like promotion information, price and grade, etc.

# Table of Contents

1 Overview .....	1
1.1 System architecture.....	1
1.2 Features .....	2
2 Product view.....	3
2.1 Product appearance .....	3
2.2 Dimensions.....	5
3 Hardware performance .....	9
3.1 Specifications .....	9
3.2 NFC specification .....	11
3.3 Identifying your ESLs.....	11
3.4 Product nameplate .....	12
4 Packaging and accessories .....	13
4.1 Packaging.....	13
4.2 Product accessories .....	14
5 Application scenarios .....	15
6 Precautions .....	16
6.1 Transportation considerations .....	16
6.2 Precautions for use.....	16
7 FCC ID warning.....	17
7.1 Warning for nameplate .....	17
7.2 Warning for product manual .....	17
8 IC STATEMENT .....	18

# 1 Overview

The Nebular series is Hanshow's newest generation Electronic Shelf Labels (ESLs). They adopt e-ink screen to achieve page switching, light flashing, pricing and so on based on 2.4GHz wireless communication. With ultra-thin, extended life and high-definition visual effects, the Nebular series widely serves traditional retail, new retail, department stores and fashion, pharmacies, culture and entertainment, etc.

## 1.1 System architecture

Hanshow ESL system includes ESLs, ESL Controller, ESL-Working, PriSmart/ShopWeb, Database, Integration server, CloudMonitor and Handheld Terminal (PDA), as shown in [Figure 1-1](#). Specifically, the ESLs are used for electronically displaying product information such as name and price, and services available for customers.

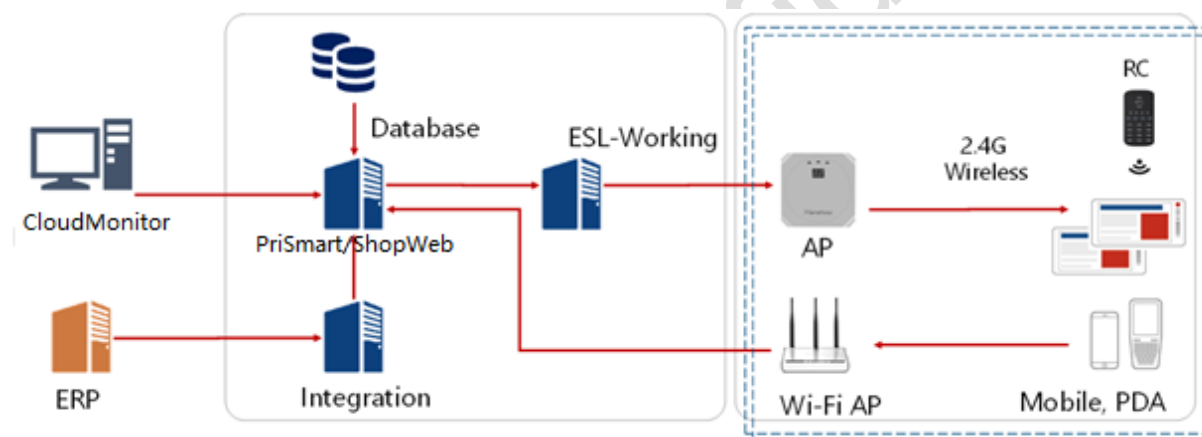


Figure 1-1 Hanshow ESL system architecture

## 1.2 Features

The features of Nebular series are as follows:

- Nebular ESLs come in 8 ESL sizes:1.54", 2.13", 2.66", 2.9", 3.5", 4.2", 5.83" and 7.5".
- Display colors include: BWR (Black-White-Red) orBWY (Black-White-Yellow) display (OnlyBW(Black-White) display for freezer ESLs).
- Operating frequency band:2402MHz ~ 2480MHz.
- IP68 waterproof and dustproofdesign.
- Built-in LED indicator: 7-colordisplayassists in product location, promotion reminder,out-of-stockreminder, lowpower reminder, etc.
- Embedded NFC chip:Supports operations from NFC-enabled devices such as mobile phone, PDA and remote controlforbinding/unbinding, flashing,page switching and so on.
- The freezer ESLs come in three sizes:2.13", 2.66"and3.5" thatfunction in temperature -25°C ~ 0°C.
- Nebular ESLs supportmultiple functions, including binding/unbinding, updating, instantflashing, multi-page storage, page switching, geolocation, temperature collection,NFC function and so on.
- SupportsAES-128 encryption.
- SupportsOTA(Over-The-Air) upgrade.

## 2 Product view

This chapter describes Nebular series' appearance and composition.

### 2.1 Product appearance

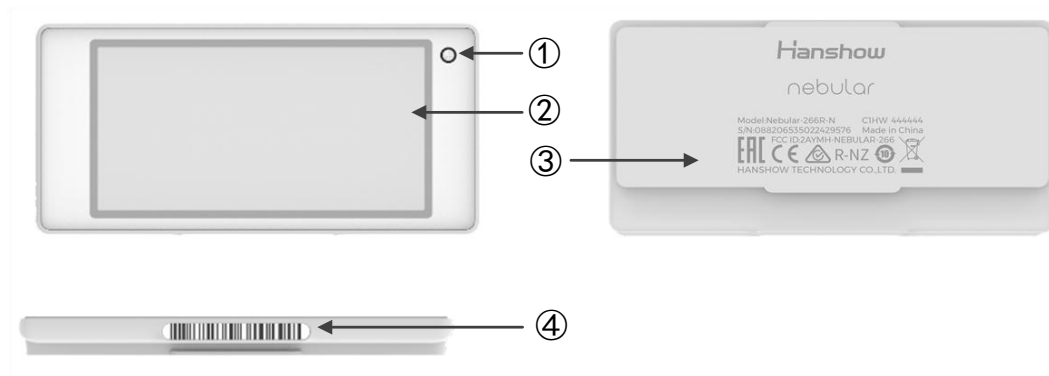
Figure 2-1 shows Nebular family.



Figure 2-1 Nebular family



Each section of Nebular and its relative description is shown in [Figure 2-2](#) and [Table 2-1](#).



**Figure 2-2 Key area of Nebular**

**Table 2-1 Each area description of Nebular**

No.	Name	Description
1	LED indicator	Supports 7-color flashing.
2	Display area	<p>Supports BWR or BWY display on E-ink screen.</p> <ul style="list-style-type: none"> <li>● Display text, images, barcode, QR code and others.</li> <li>● Product information display such as name, price, origin, unit, grade, phone number, barcode, QR code, etc.</li> </ul> <p>Supports customizable display position and font size.</p> <ul style="list-style-type: none"> <li>● Supports 8-page storage and page switch functionality.</li> </ul>
3	Nameplate	Product information mark, including Model, S/N and certifications.
4	Barcode area	18-digit barcode used for product binding and maintenance.

## 2.2 Dimensions

This section covers the dimensions of Nebular series.

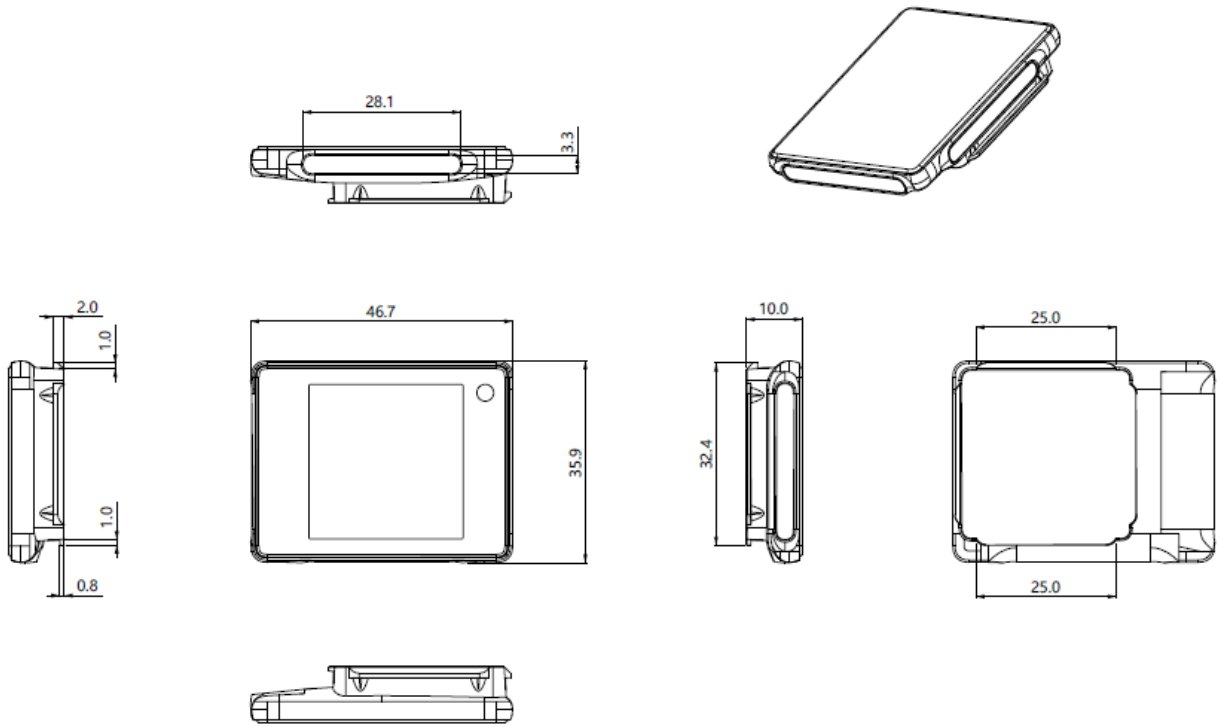


Figure 2-31.54" dimension

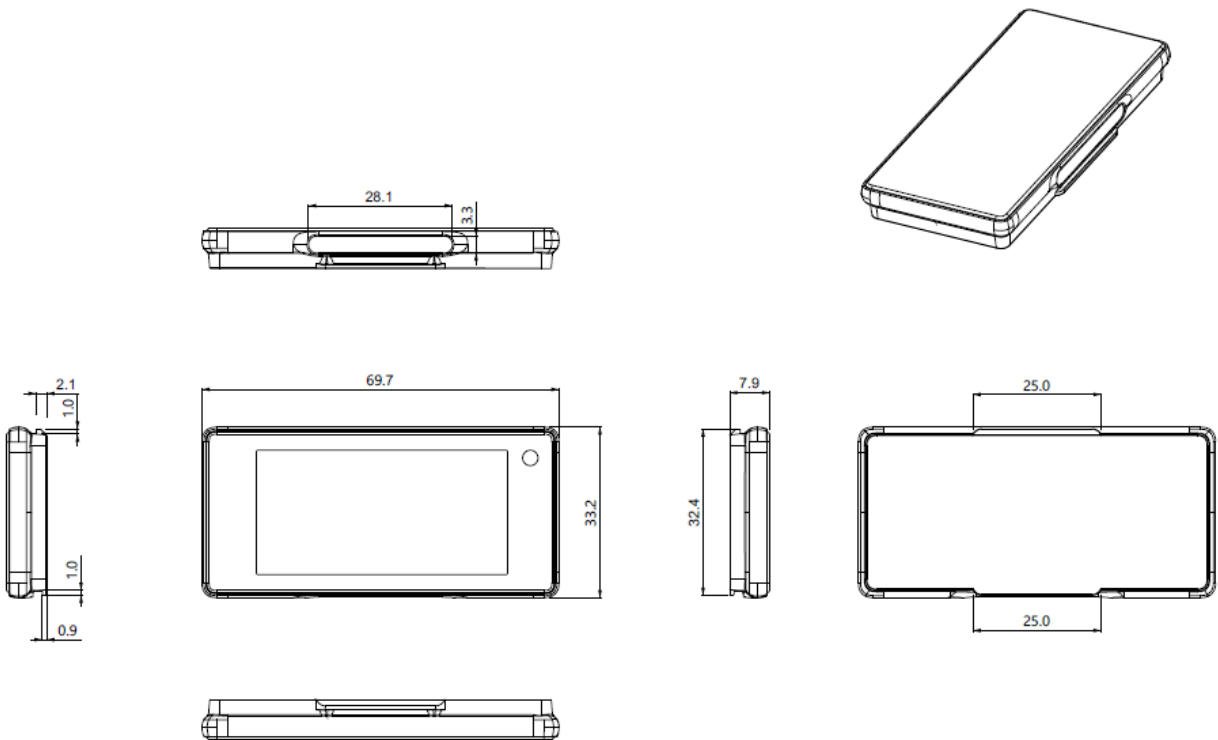


Figure 2-4 2.13" dimension

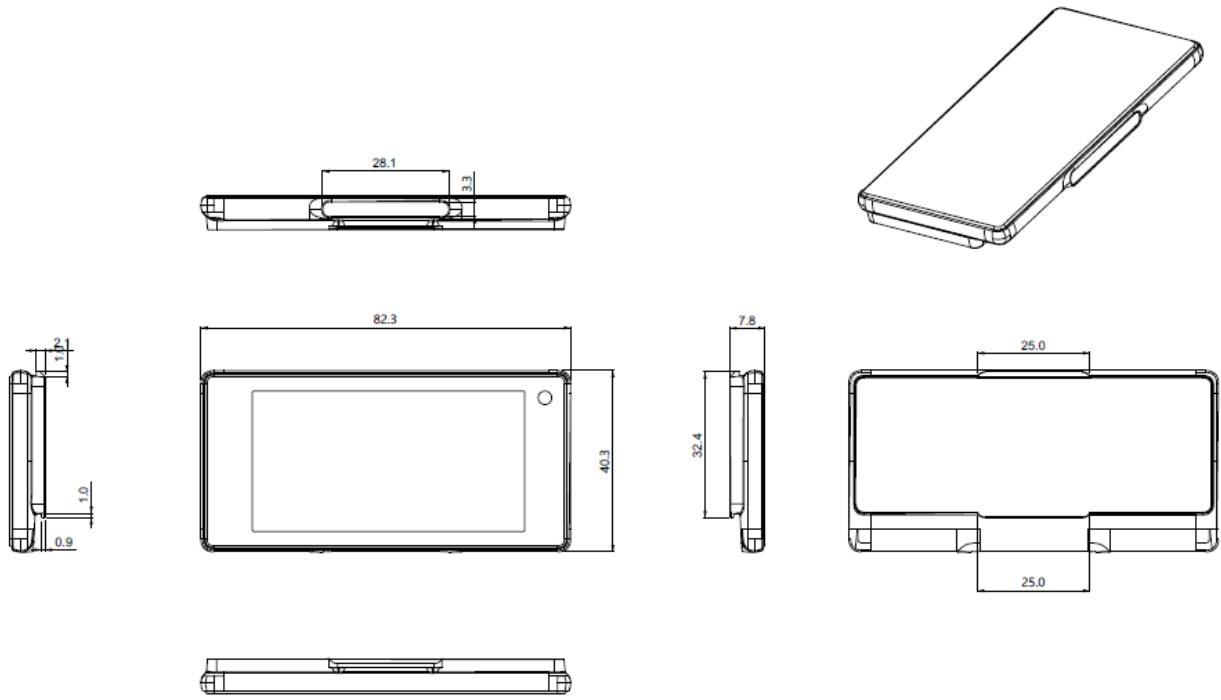


Figure 2-52.66" dimension

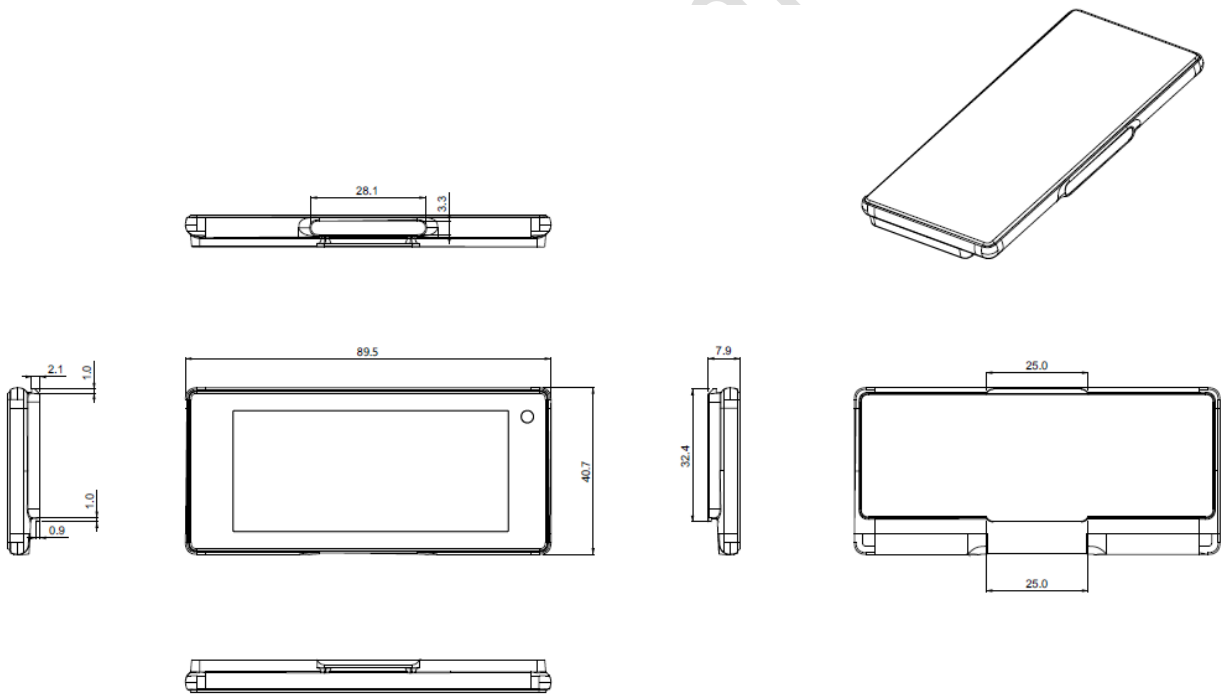


Figure 2-62.9" dimension

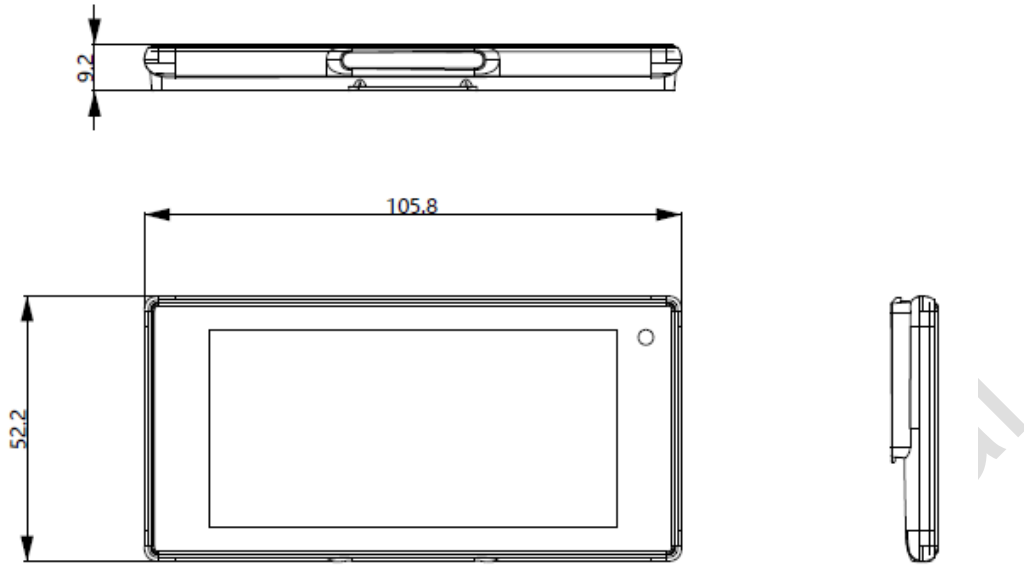


Figure 2-73.5" dimension

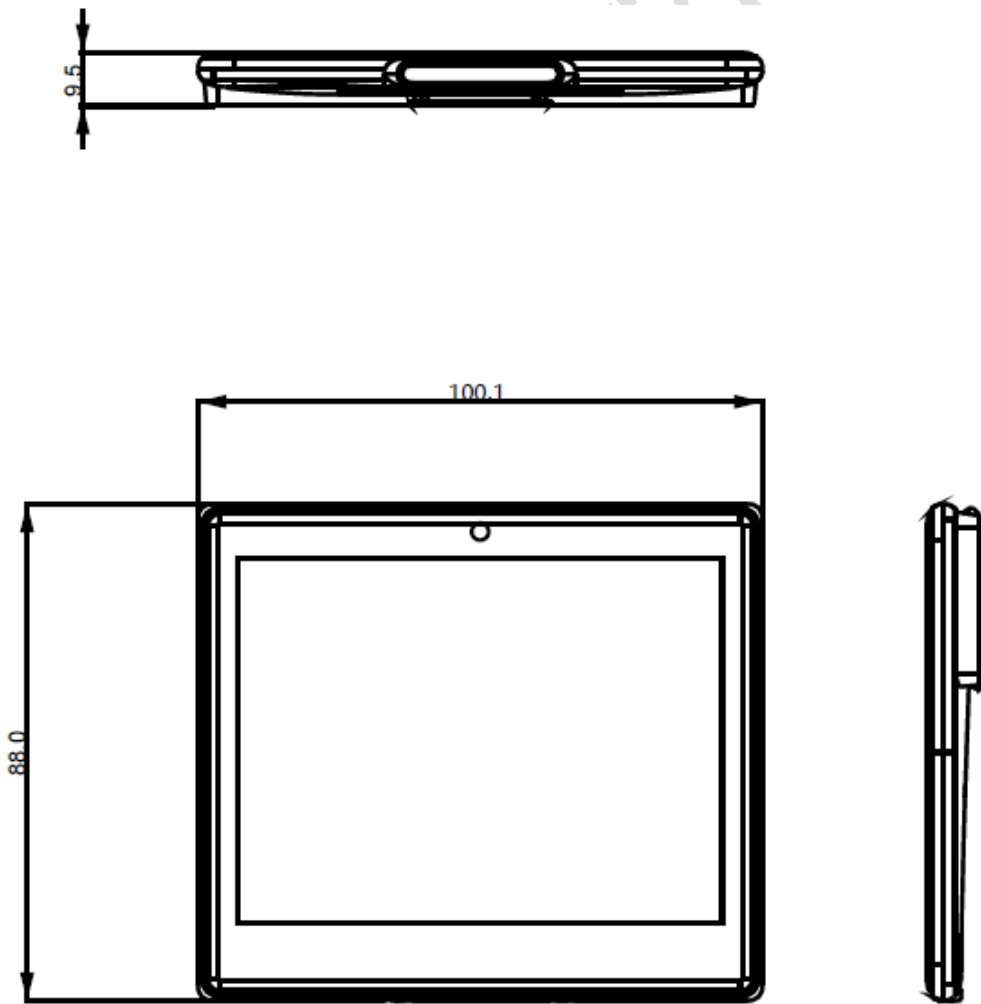


Figure 2-84.2" dimension

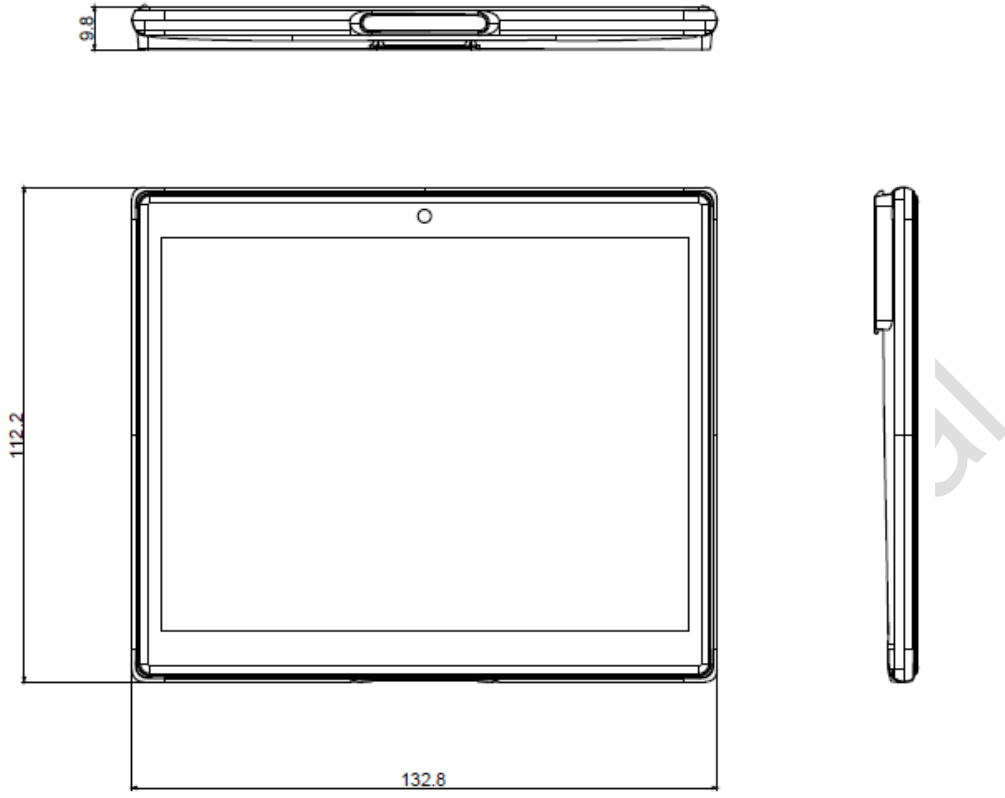


Figure 2-9 5.83" dimension

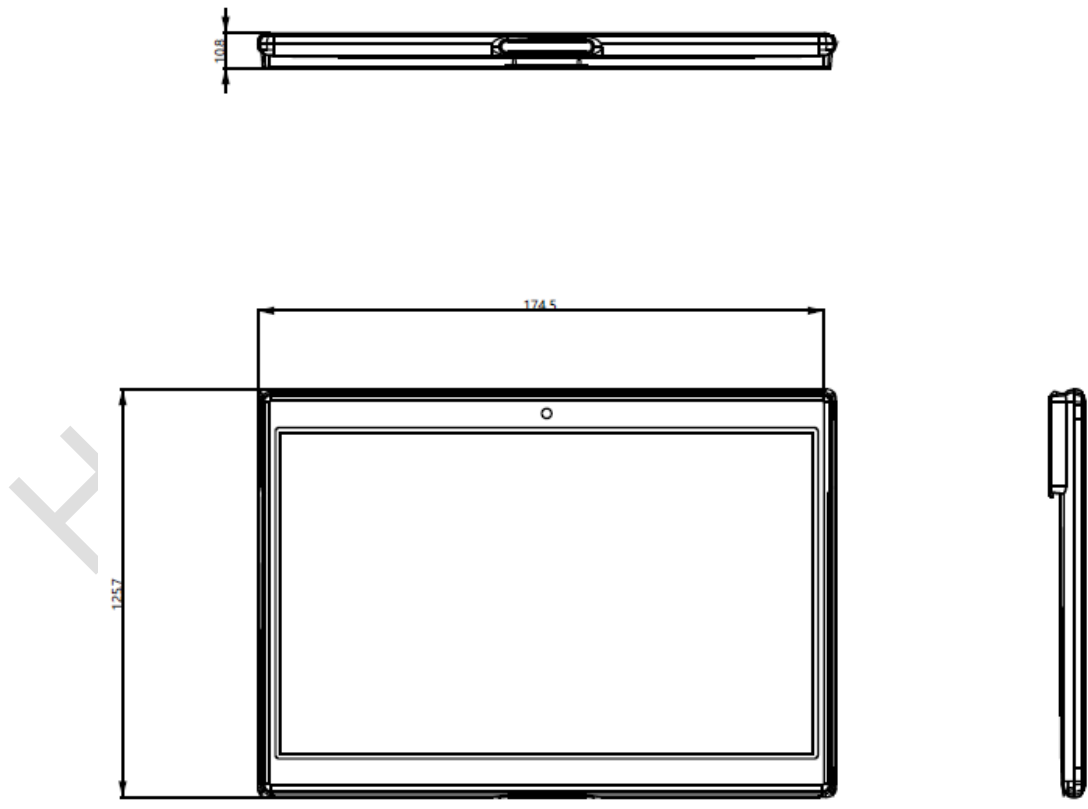


Figure 2-107.5" dimension

## 3 Hardware performance

This chapter consists of:

- Specifications
- NFC specification
- Identifying your ESLs
- Product nameplate

### 3.1 Specifications

*Table 3-1* lists the Nebular specifications.

**Table 3-1 Nebular specifications**

Name	1.54"	2.13"/ 2.13" Freezer	2.66"/ 2.66" Freezer	2.9"	3.5"/ 3.5" Freezer	4.2"	5.83"	7.5"
Dimensions (mm*mm*mm)	46.7*35.8 *10.0	69.7*33.2*7.8	82.3*40.3*7.8	89.5*40.7 *7.8	105.8*52.0 *9.2	100.1*88.0 *9.5	132.8*112.2 *9.8	178.1*125.7 *10.8
Active display area (mm*mm)	27.0*27.0	48.6*23.7	60.1*30.7	67.6*29.6	79.7*38.2	84.8*63.6	118.8*88.2	163.2*97.9
Weight (g)	15.9	23.8	31.0	33.1	47.5	79.6	159.5	225.7
Size (inch)	1.5	2.13	2.66	2.9	3.5	4.2	5.83	7.5

Name	1.54"	2.13"/ 2.13" Freezer	2.66"/ 2.66" Freezer	2.9"	3.5"/ 3.5" Freezer	4.2"	5.83"	7.5"
Resolution (pixel) <sup>[3-1]</sup>	200*200	296*144	360*184	384*168	384*184	400*300	648*480	800*480
DPI <sup>[3-1]</sup>	188	155	153	144	123	120	138	126
Display color	BWR, BWY							
Viewing angle	Nearly 180 degree							
Battery life <sup>[3-2]</sup>	10 or15 years							
Page switch	8 pages							
Battery specification	650mAh	1030mAh	1030mAh	1030mAh	1030mAh	1350mAh	2*1030mAh	2*1030mAh
Protection level	IP68							
Operating temperature <sup>[3-3]</sup>	0°C~40°C	0°C~40°C / -25°C~0°C	0°C~40°C / -25°C~0°C	0°C~40°C	0°C~40°C / -25°C~0°C	0°C~40°C	0°C~40°C	0°C~40°C
Storage temperature <sup>[3-3]</sup>	0°C~40°C	0°C~40°C	0°C~40°C	0°C~40°C	0°C~40°C	0°C~40°C	0°C~40°C	0°C~40°C
Humidity(%RH)	30~70							

**Note:**

- [3-1]: The resolution and DPI may be subject to slight variations.
- [3-2]: Battery life is calculated based on the following scenarios: The battery life is 10 years if updated twice a day for the following sizes: 1.54"/2.13" Freezer/2.66" Freezer/3.5" Freezer. The life is 15 years if updated twice a day for the following sizes: 2.13"/2.66"/2.9"/4.2"/5.83"/7.5".

- [3-3]:Room-temperature ESLs operate within 0 °C ~ 40 °C ,however temperatures below 10°C may impact the ESL lifespan. Freezer ESLs operate within -25°C~ 0°C.

### 3.2 NFCspecification

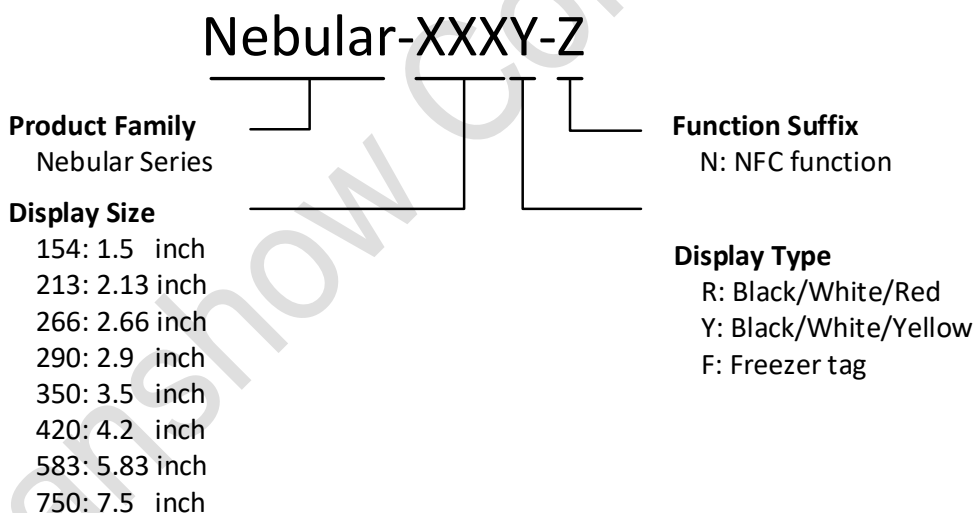
NFC specifications are shown in [Table 3-2](#).

**Table 3-2NFCspecifications**

Name	Standard	Data format	Memory	Communication distance
NFC	ISO/IEC 14443 Type A	NFC NDEF	200 byte storage space, and write configurable	1cm

### 3.3 Identifying your ESLs

You can identify your ESLs from the followingNebular naming rules:



**Figure 3-1Naming rules for Nebular series**



### 3.4 Product nameplate

Take Nebular-266R-N as an example, the nameplate of Nebular-266R-N is shown in [Figure 3-2](#).



**Figure 3-2**Nameplate of Nebular

 **Note:** Each ESL has the unique S/N number. See the real.

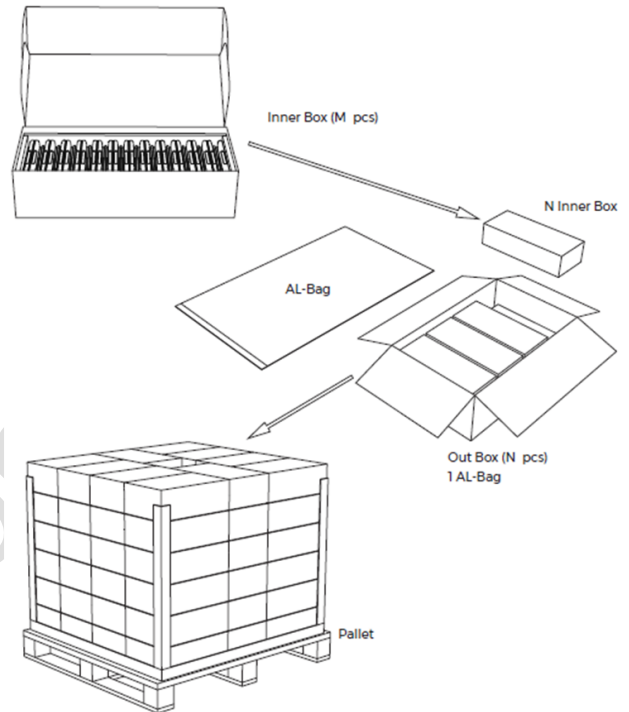
## 4 Packaging and accessories

This chapter describes Nebular series' packaging and required accessories.

### 4.1 Packaging

Nebular family packaging and the specific ESL quantity is shown in [Figure 4-1](#).

Screen size (inch)	ESLs qty in an inner box (M pcs)	Inner box qty N (Box)
1.54	25	8
2.13	25	8
2.66	25	8
2.9	25	8
3.5	20	5
4.2	20	5
5.83	20	5
7.5	2	5


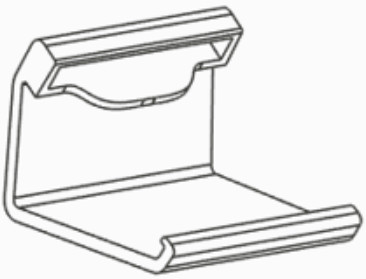
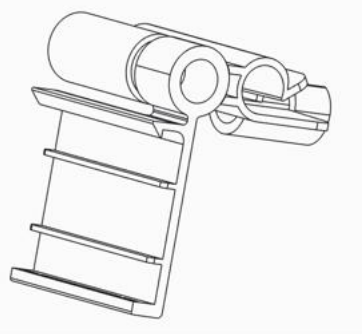
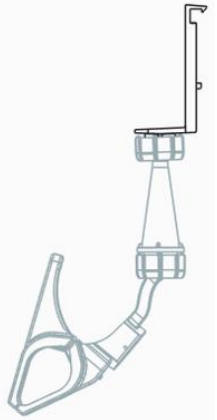


**Figure 4-1** Nebular family packaging

## 4.2 Product accessories

Common accessories of Nebular series are shown in [Table 4-1](#).

**Table 4-1 Common accessories of Nebular series**

<p>Rail</p>	
<p>Table stand</p>	
<p>T-hook</p>	
<p>Basket clip</p>	

## 5 Application scenarios

Nebular series are available to various zones and shelves of hypermarket, supermarket and retail stores. The ESLs are applicable to areas with different fixtures:

- Shelves
- Hooks
- Fences
- Tables

Hanshow Confidential

## 6 Precautions

During transportation and usage of Nebular series, please note the following precautions.

### 6.1 Transportation considerations

Avoid the following considerations during transport:

- Waterleakage, heavy moisture, etc.
- Heavy stacking.
- High heat conditions above 40°C.

### 6.2 Precautions for use

Follow the precautions:

- ESLs operates best in normal temperature and humidity range within 0°C ~ 40°C (room-temperature ESLs), -25°C~ 0°C (freezer ESLs), 30% ~ 70%RH.
- Do not store or operate ESLs when the environment temperature is over 50°C.
- The output capacity will degrade at low temperature.
- Frequent communications or updates may shorten batter life during the use.
- Avoid dropping or tossing ESLs.
- Do not disassemble ESLs without permission.
- The mineralsubstances inrainwater, moisture or liquids may corrode the electronic circuit. Avoid water on the product as much as possible.
- Regularly clean the screen.
- Promptly remove cosmetics, perfume and other dirty on ESLs to avoid screen, case or lens damaged. Avoid direct contact with chemical detergent.
- Do not install ESLs in a strong magnetic environment.
- ESLs communications may be limited or affected by other devicesthat share the 2.4GHz frequency-band such as Wi-Fi, BT or Zigbee.
- Do not place ESLs near kitchen appliances such as a stove, a microwave oven.

## 7 FCC ID warning

### 7.1 Warning for nameplate

This device complies with Part 15 of the FCC Rules. Operation is subject to the following two conditions:

1. This device may not cause harmful interference, and
2. This device must accept any interference received, including interference that may cause undesired operation.

### 7.2 Warning for product manual

Changes or modifications not expressly approved by the party responsible for compliance could void the user's authority to operate the equipment.

This equipment has been tested and found to comply with the limits for a Class B digital device, pursuant to Part 15 of the FCC Rules. These limits are designed to provide reasonable protection against harmful interference in a residential installation. This equipment generates, uses and can radiate radio frequency energy and, if not installed and used in accordance with the instructions, may cause harmful interference to radio communications. However, there is no guarantee that interference will not occur in a particular installation. If this equipment does cause harmful interference to radio or television reception, which can be determined by turning the equipment off and on, the user is encouraged to try to correct the interference by one or more of the following measures:

- Reorient or relocate the receiving antenna.
- Increase the separation between the equipment and receiver.
- Connect the equipment into an outlet on a circuit different from that to which the receiver is connected.
- Consult the dealer or an experienced radio/TV technician for help.

## 8 IC STATEMENT

This device complies with Industry Canada's licence-exempt RSSs. Operation is subject to the following two conditions:

(1) This device may not cause interference; and (2) This device must accept any interference, including interference that may cause undesired operation of the device.

Le présent appareil est conforme aux CNR d'Industrie Canada applicables aux appareils

radio exempts de licence. L'exploitation est autorisée aux deux conditions suivantes :

(1) l'appareil ne doit pas produire de brouillage, et (2) l'utilisateur de l'appareil doit accepter tout brouillage radioélectrique subi, même si le brouillage est susceptible d'en compromettre le fonctionnement