
Specification for Approval

CONTENTS

Customer:	N/A	Vendor:	N/A
Customer P/N:	N/A	HL P/N:	N/A
Customer Device Name:	N/A	HL Device Name:	N/A
Version:	Initial Release	Approval Date:	2023-11-06

Internal Approval		
Approved By:	Checked By:	Prepared By:
		TIAN XIANG
Customer Approval		

Revision:

Date	Rev	Description of Changes
2018-03-09	A	Initial Release

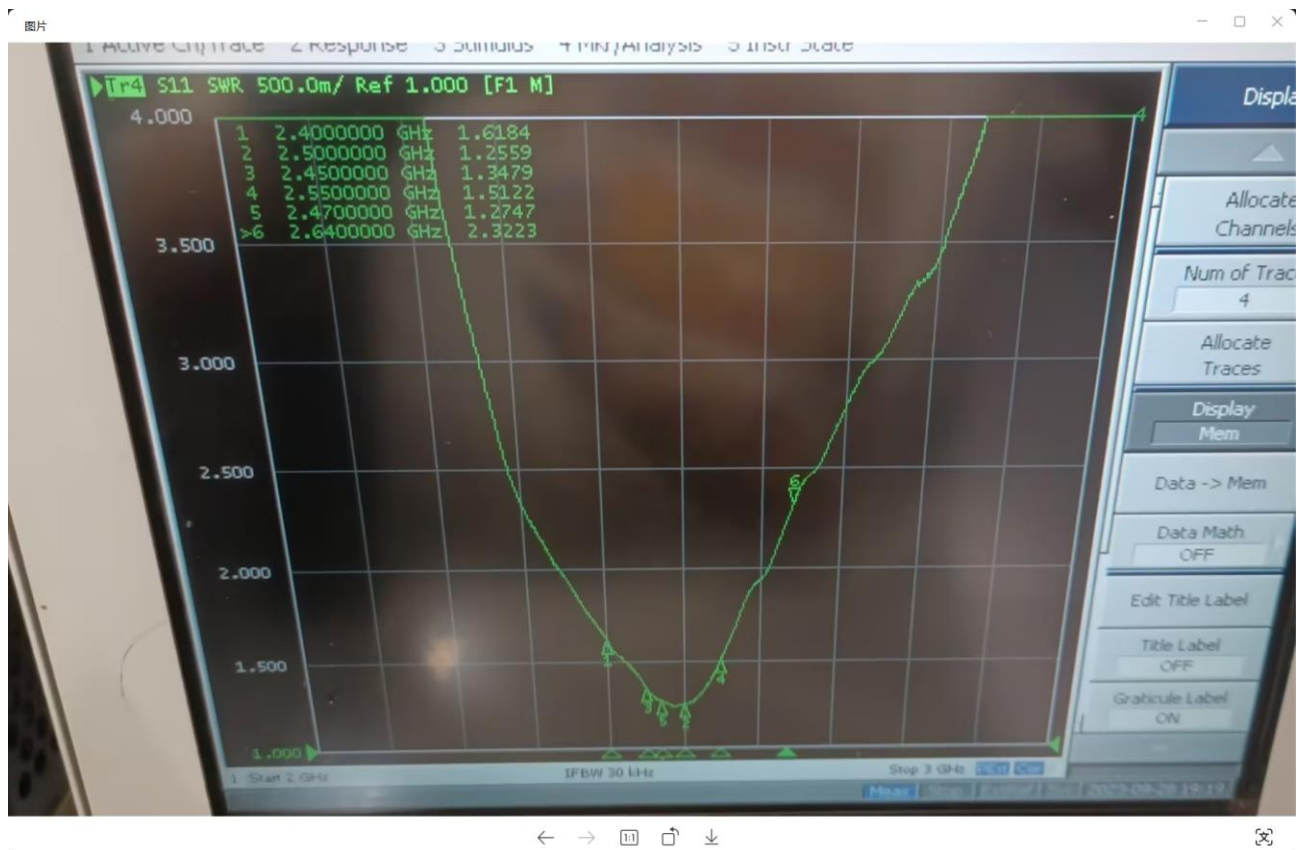
1、Products Electrical

PCB Antenna

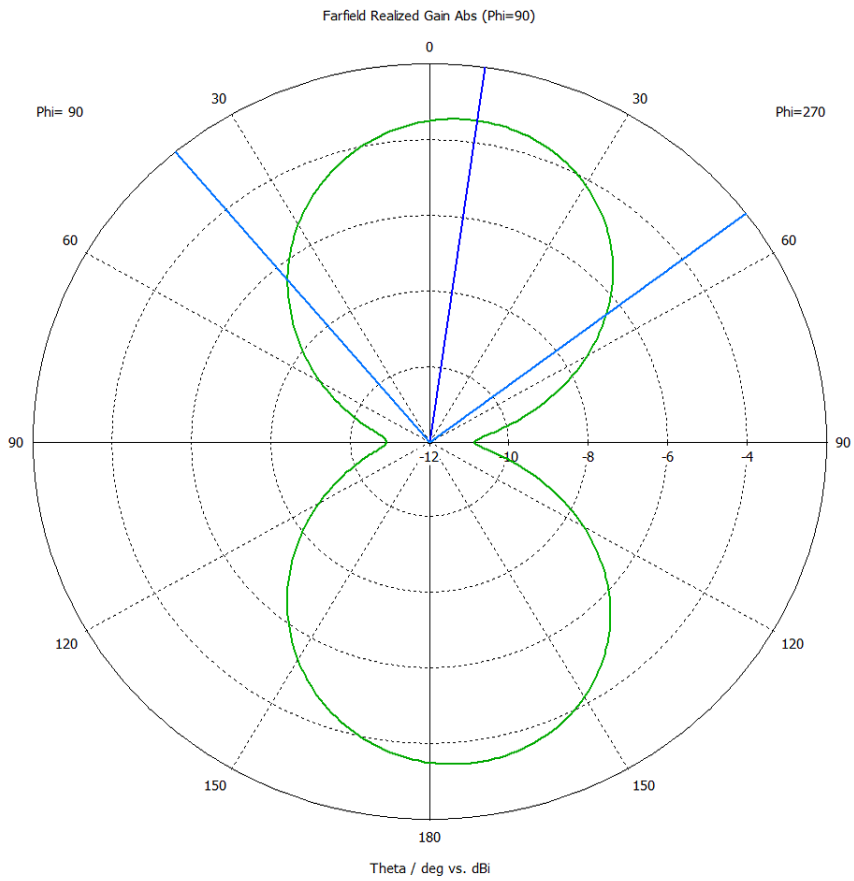
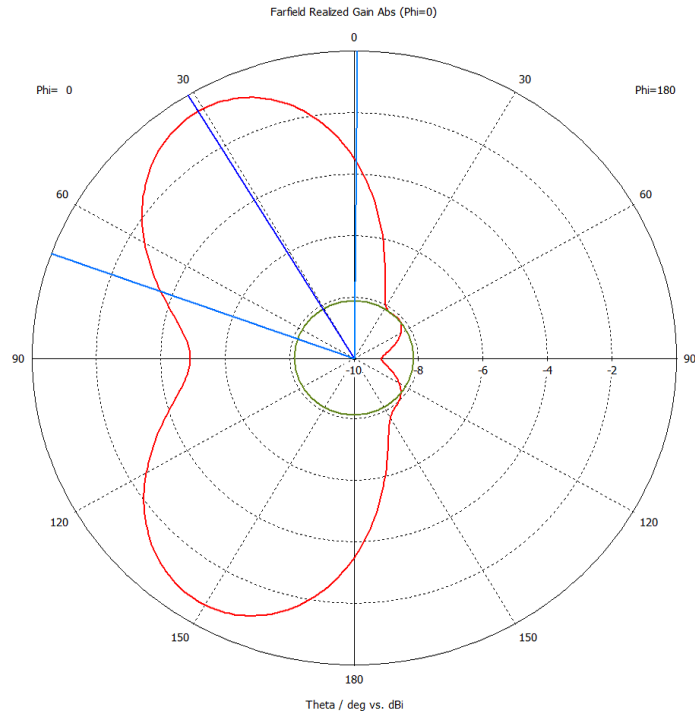
1	Antenna Model	PCB IFA Antenna
2	Frequency Range	2400-2500MHz
3	VSWR	<2
4	Broadband	>100MHz
5	Impedance	50 ohm
6	Gain	-0.5dbi
7	Polarization	LP

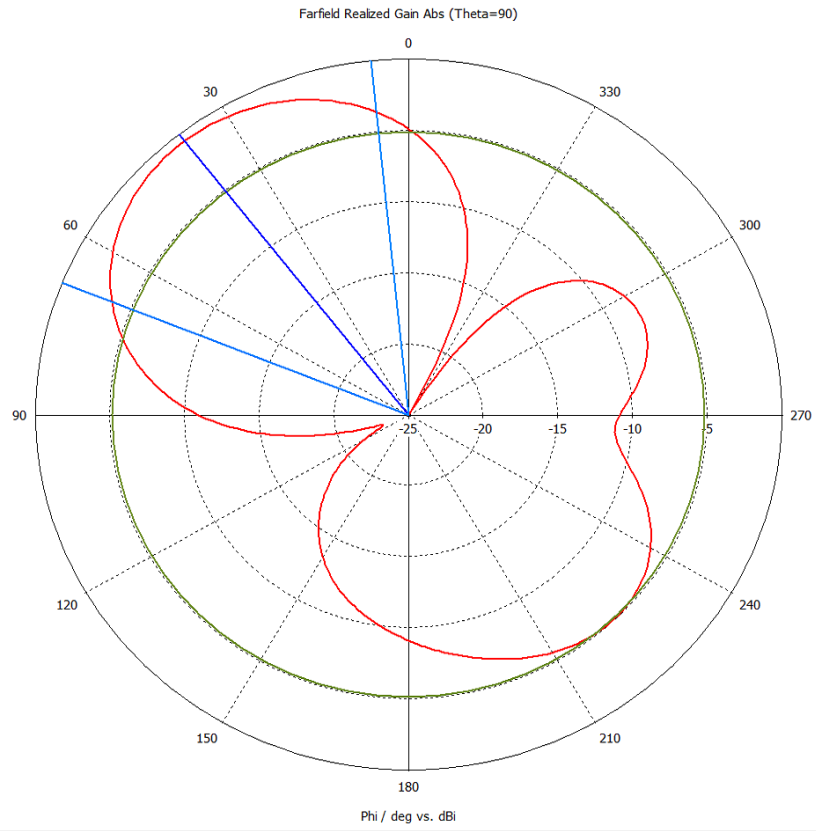
2、Antenna Test Data

2.1 VSWR



2.2 RADIATION PATTERNS 2450MHz





2.3 GAIN AND EFFICIENCY

Frequency (MHz)	Efficiency (%)	Gain (dBi)
2400	26.2	-1.7
2410	29.4	-1.5
2420	29.3	-1.1
2430	31.2	-1.3
2440	31.9	-0.9
2450	32.6	-0.6
2460	32.4	-0.5
2470	33.8	-0.5
2480	30.8	-1.0
2490	29.1	-1.5
2500	29.8	-1.7

3、PCB ANTENNA (MM)

