
Specification for Approval

CONTENTS

Customer:	N/A	Vendor:	N/A
Customer P/N:	N/A	HL P/N:	N/A
Customer Device Name:	N/A	HL Device Name:	N/A
Version:	Initial Release	Approval Date:	2023-09-09

Internal Approval		
Approved By:	Checked By:	Prepared By:
		TIAN XIANG
Customer Approval		

Revision:

Date	Rev	Description of Changes
2018-03-09	A	Initial Release

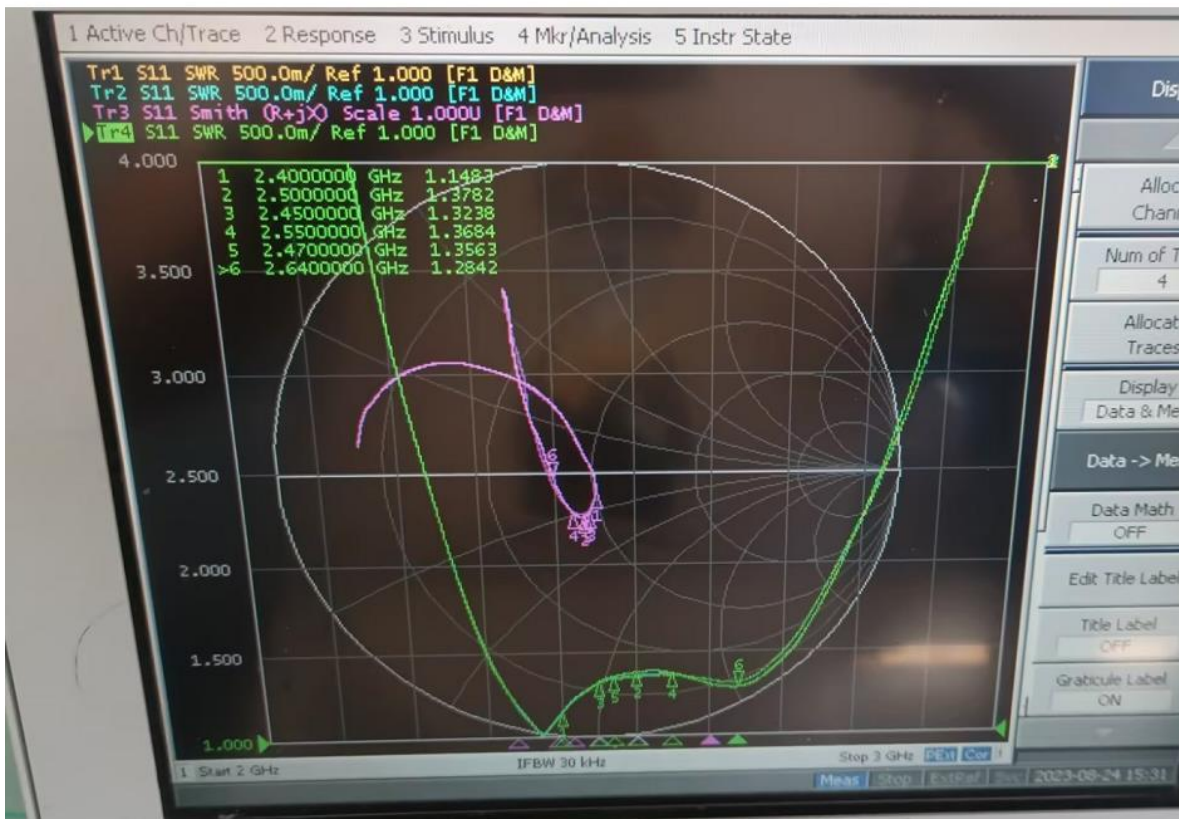
1、Products Electrical

PCB Antenna

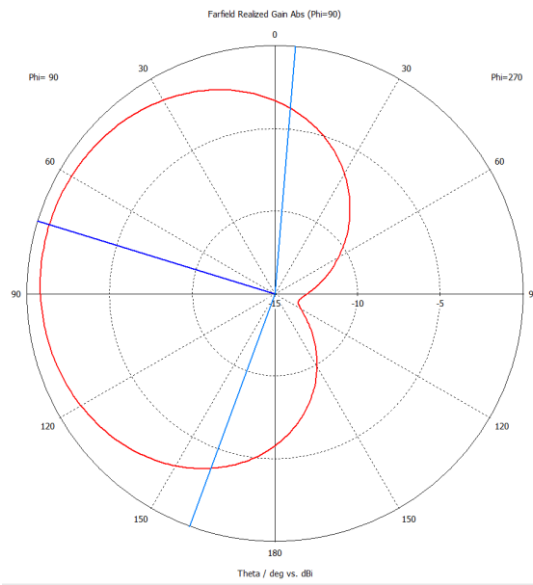
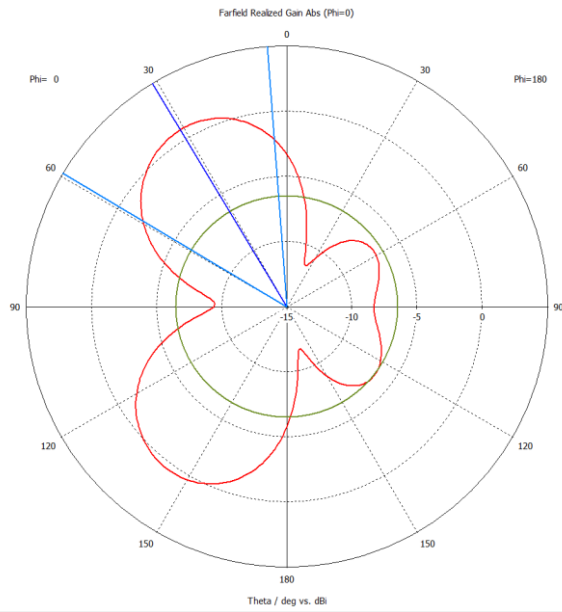
1	Antenna Model	PCB IFA Antenna
2	Frequency Range	2400-2500MHz
3	VSWR	<2
4	Broadband	>100MHz
5	Impedance	50 ohm
6	Gain	-0.5dbi ± 2dbi
7	Polarization	LP

2、Antenna Test Data

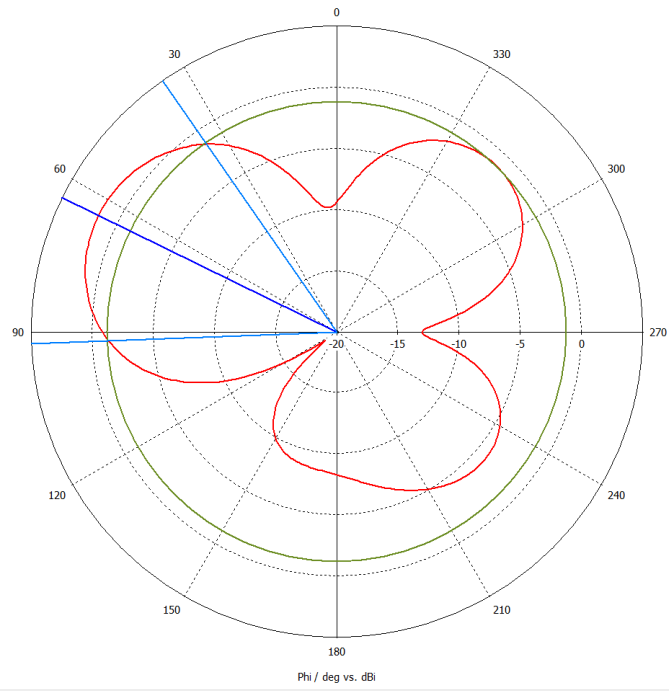
2.1 VSWR



2.2 RADIATION PATTERNS 2450MHz



Farfield Realized Gan Abs (Theta=90)



2.3 GAIN AND EFFICIENCY

Frequency (MHz)	Efficiency (%)	Gain (dBi)
2400	29.6	-1.3
2410	34.9	-0.2
2420	36.1	0.1
2430	34.6	-0.2
2440	31.3	-0.8
2450	30.7	0.7
2460	27.6	-0.8
2470	28.6	-1.5
2480	29.5	-1.3
2490	30.3	-1.1
2500	30.6	-1.2

3、PCB ANTENNA (MM)

