

# Specification for Approval

## CONTENTS

<b>Customer:</b>	N/A	<b>Vendor:</b>	N/A
<b>CustomerP/N:</b>	N/A	<b>HL P/N:</b>	N/A
<b>Productmodel:</b>	HSEL4Q_03_50M_36	<b>HL Device Name:</b>	N/A
<b>Pcbantenna brand:</b>	Yuwei	<b>Approval Date:</b>	2024-6-22

Internal Approval		
Approved By:	Checked By:	Prepared By:
		Zhang Bin
Customer Approval		

Revision:

Date	Rev	Description of Changes
2023-9-22	A	Initial Release

## 1、Products Electrical

### PCB Antenna

1	Antenna Model	PCB IFA Antenna
2	Frequency Range	2400-2500MHz
3	VSWR (or return loss)	<2 (<-9.5dB)
4	Broadband	>100MHz
5	Impedance	50 ohm
6	Gain	-0.9dBi
7	Polarization	LP

## 2、Antenna Test Data

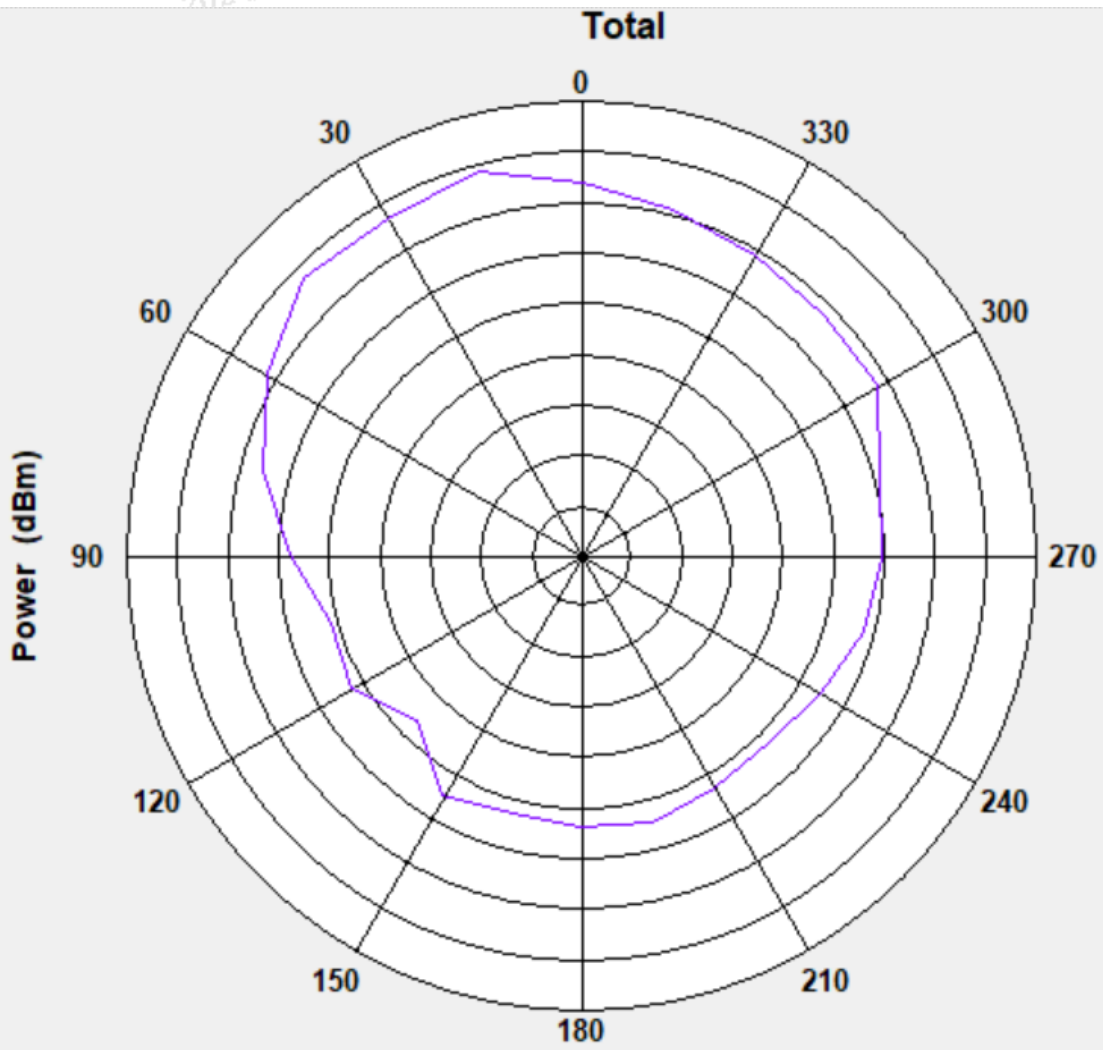
2024-06-28 2.1VSWR (ReturnLoss)

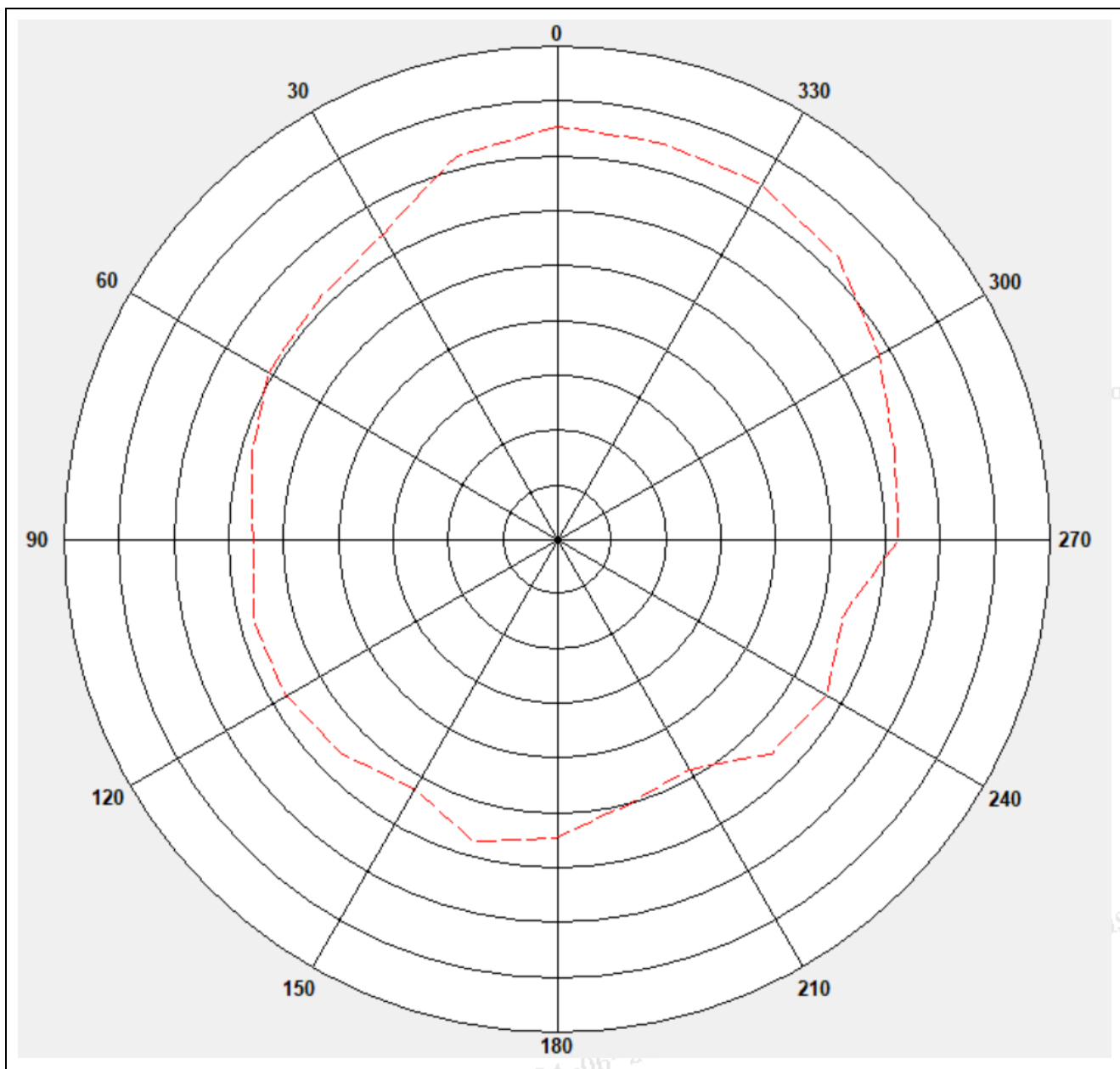


HS1236

Confidential

## 2.2 RADIATION PATTERNS 2450MHz

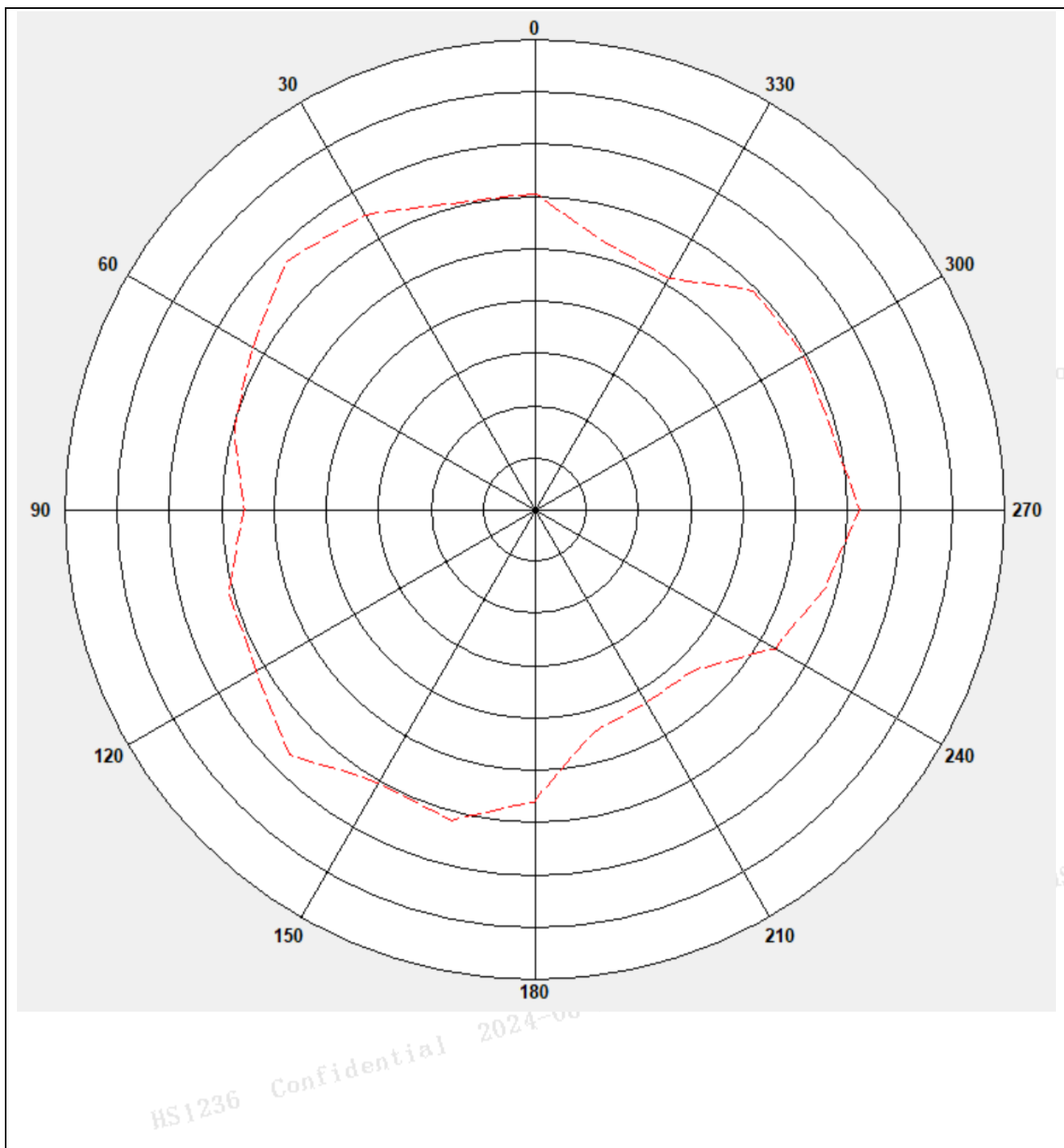




HS1236

Confident

HS1236



HS1236

Confident

HS1236

HS1236 Confidential 2024-06-28

HS1236 Confidential 2024-06-28

**2.3 GAIN AND EFFICIENCY**

Frequency (MHz)	Efficiency (%)	Gain (dBi)
2400	42.6	-1.1
2410	40.0	-1.3
2420	43.4	-0.9
2430	41.3	-1.3
2440	41.5	-1.6
2450	40.8	-1.2
2460	40.2	-1.4
2470	41.0	-1.2
2480	41.1	-1.1
2490	40.5	-1.6
2500	39.2	-1.2

### 3、PCB ANTENNA (MM)

