

Specification for Approval

CONTENTS

Customer:	N/A	Vendor:	N/A
CustomerP/N:	N/A	HL P/N:	N/A
Productmodel:	HSEL4Q_02_13M_30	HL Device Name:	N/A
Pcbantenna brand:	Fuxiang	Approval Date:	2023-3-29

Internal Approval		
Approved By:	Checked By:	Prepared By:
		Zhang Bin
Customer Approval		

Revision:

Date	Rev	Description of Changes
2023-6-16	A	Initial Release

1、Products Electrical

PCB Antenna

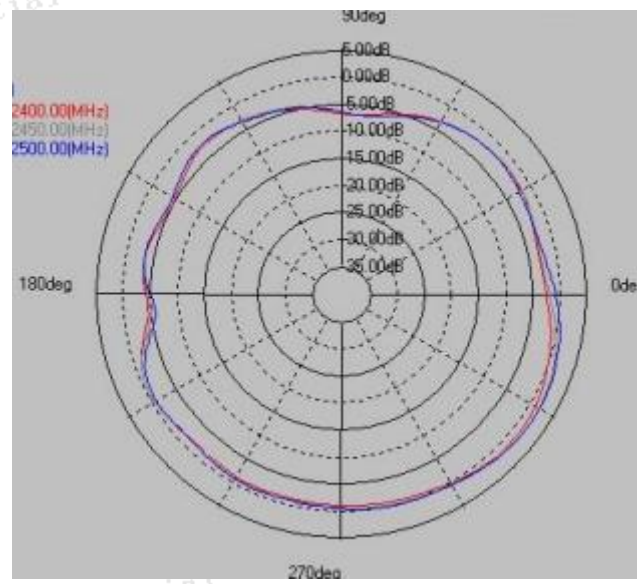
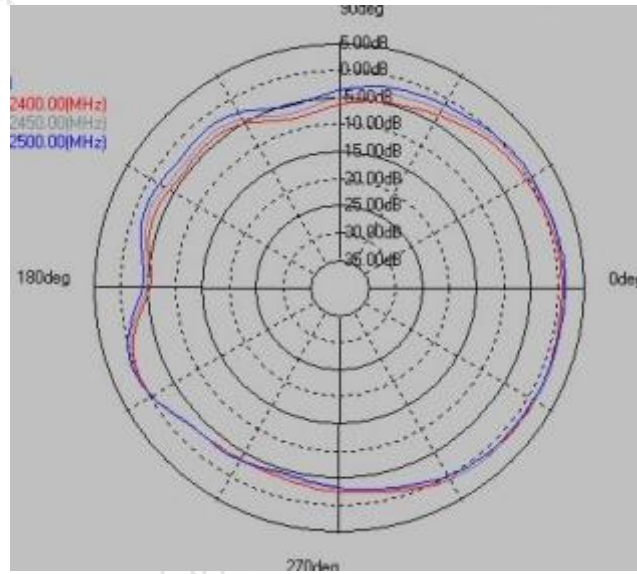
1	Antenna Model	PCB IFA Antenna
2	Frequency Range	2400-2500MHz
3	VSWR (orreturnloss)	<2 (<-9.5dB)
4	Broadband	>100MHz
5	Impedance	50 ohm
6	Gain	-0.2dbi
7	Polarization	LP

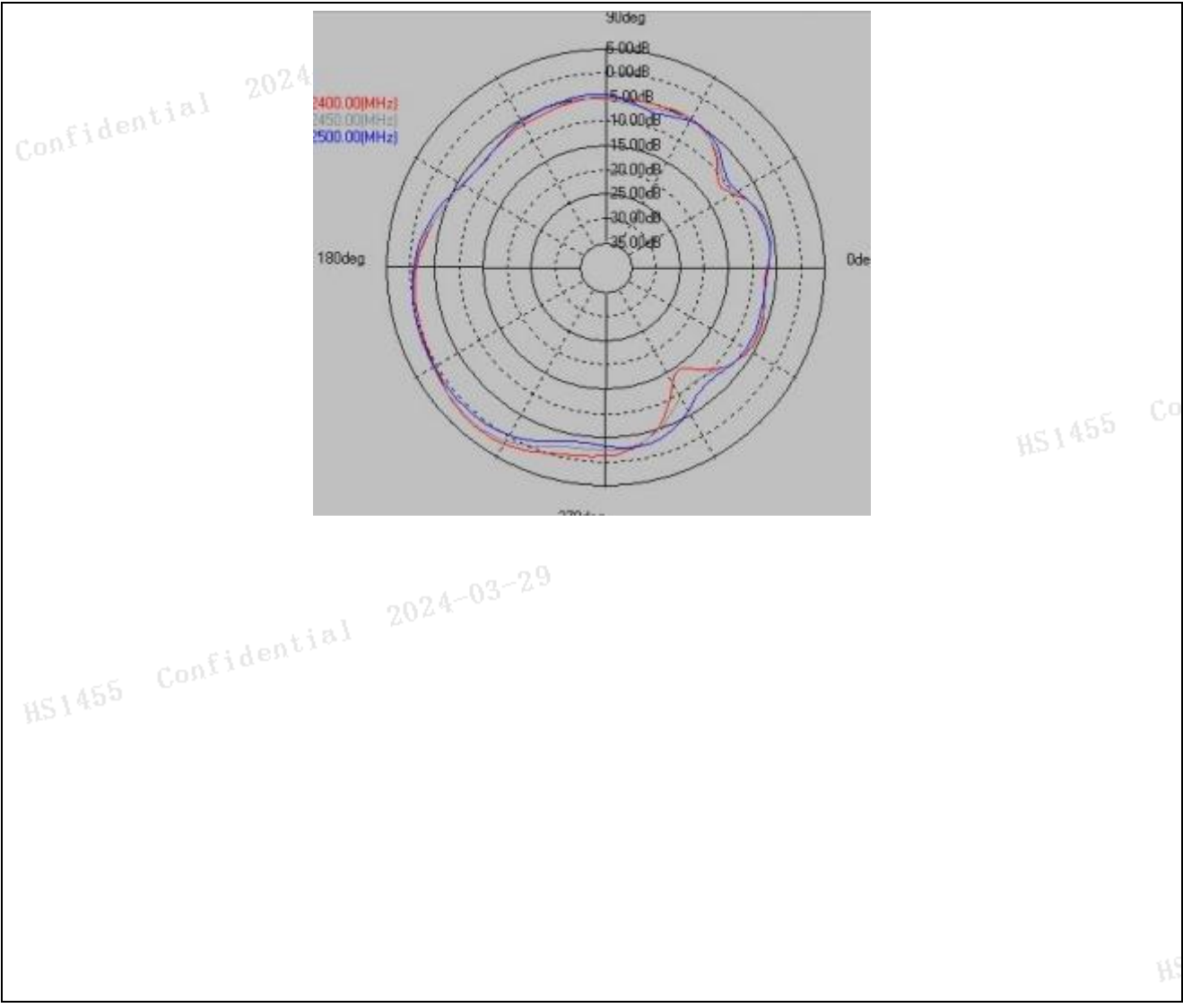
2、Antenna Test Data

2.1VSWR



2.2 RADIATION PATTERNS 2450MHz





HS1455 Confidential 2024

HS1455 Confidential

HS1455 Confidential 2024-03-29

HS1455

HS1455 Confidential 2024-03-29

HS1455 Confidential 2024-03-29

2.3 GAIN AND EFFICIENCY

Frequency (MHz)	Efficiency (%)	Gain (dBi)
2400	33.6	-0.4
2410	32.0	-0.2
2420	30.4	-0.2
2430	34.3	-1.5
2440	35.5	-0.4
2450	35.2	-1.4
2460	34.2	-0.6
2470	32.0	-0.5
2480	34.6	-0.3
2490	32.1	-1.4
2500	31.2	-1.7

3、PCB ANTENNA (MM)

