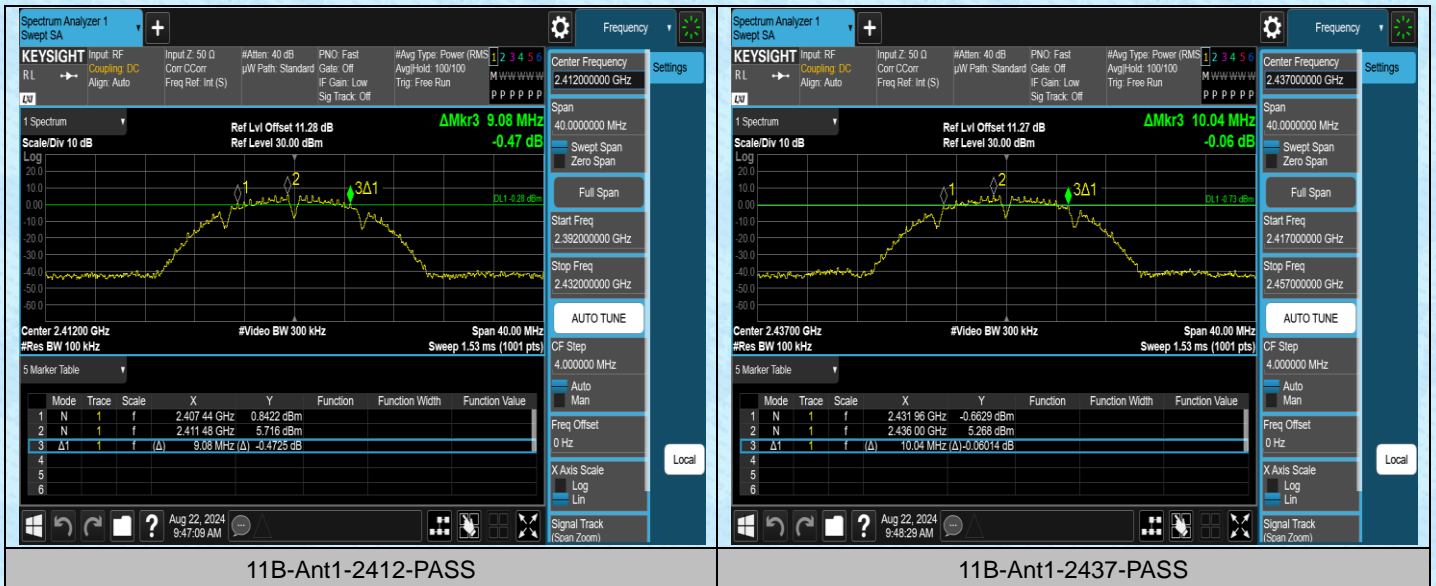


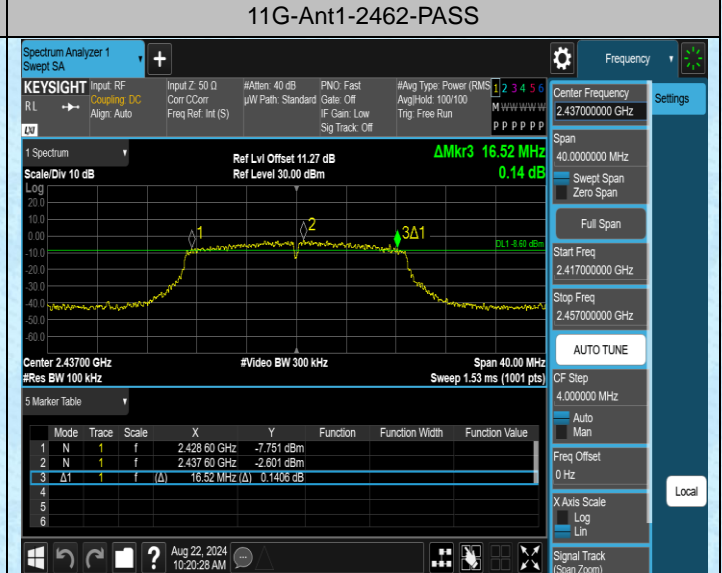
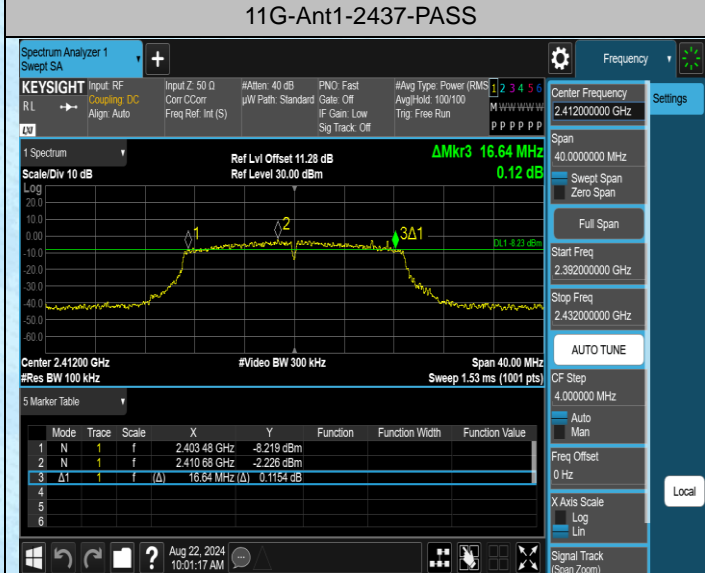
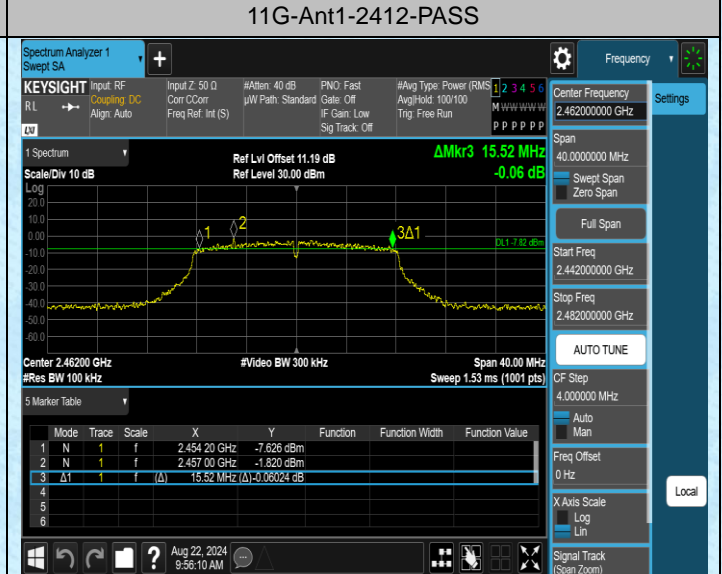
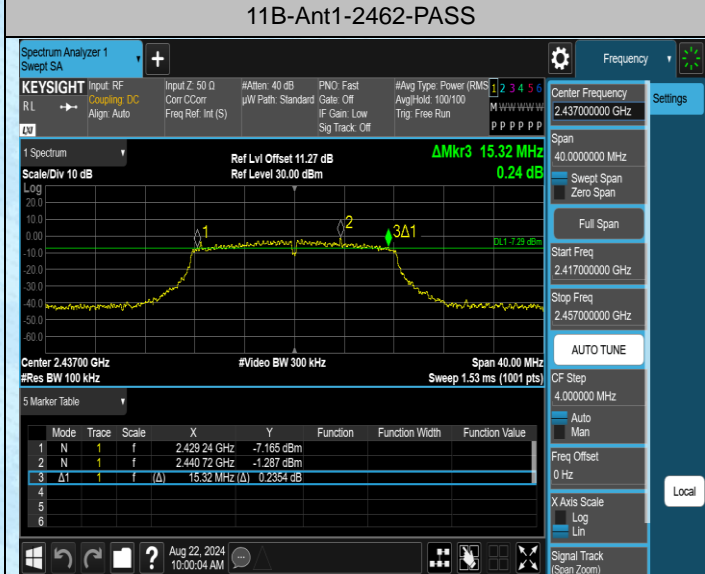
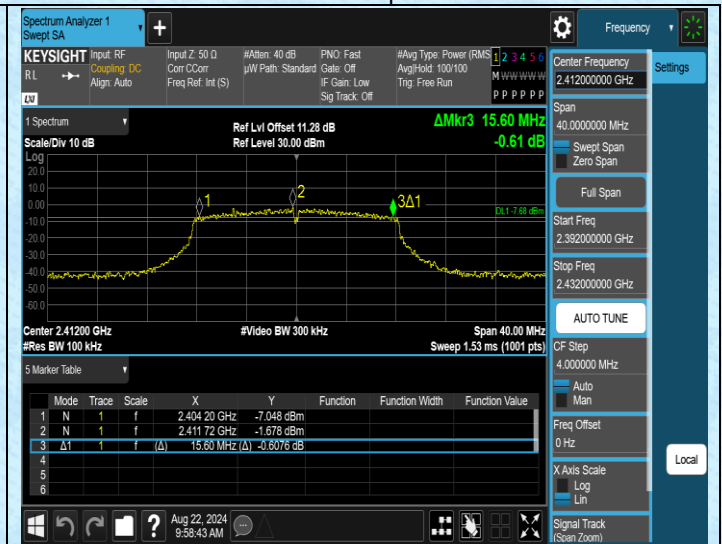
Appendix A: DTS Bandwidth

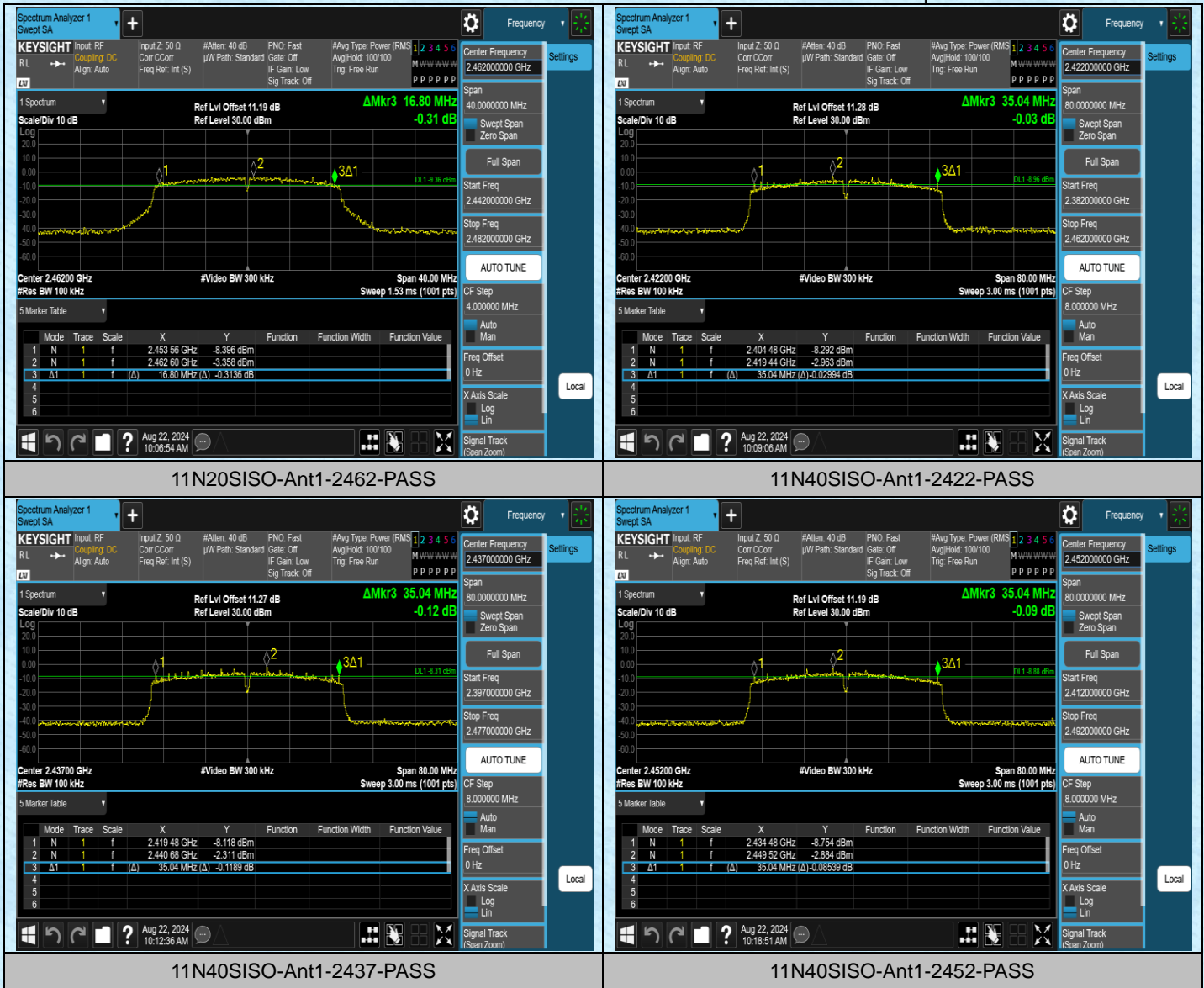
Test Result

| Test Mode | Antenna | Frequency[MHz] | Rate | DTS BW [MHz] | FL[MHz] | FH[MHz] | Limit[MHz] | Verdict |
|-----------|---------|----------------|-------|--------------|----------|----------|------------|---------|
| 11B | Ant1 | 2412 | 1Mbps | 9.080 | 2407.440 | 2416.520 | 0.5 | PASS |
| 11B | Ant1 | 2437 | 1Mbps | 10.040 | 2431.960 | 2442.000 | 0.5 | PASS |
| 11B | Ant1 | 2462 | 1Mbps | 9.480 | 2456.960 | 2466.440 | 0.5 | PASS |
| 11G | Ant1 | 2412 | 6Mbps | 15.600 | 2404.200 | 2419.800 | 0.5 | PASS |
| 11G | Ant1 | 2437 | 6Mbps | 15.320 | 2429.240 | 2444.560 | 0.5 | PASS |
| 11G | Ant1 | 2462 | 6Mbps | 15.520 | 2454.200 | 2469.720 | 0.5 | PASS |
| 11N20SISO | Ant1 | 2412 | MCS0 | 16.640 | 2403.480 | 2420.120 | 0.5 | PASS |
| 11N20SISO | Ant1 | 2437 | MCS0 | 16.520 | 2428.600 | 2445.120 | 0.5 | PASS |
| 11N20SISO | Ant1 | 2462 | MCS0 | 16.800 | 2453.560 | 2470.360 | 0.5 | PASS |
| 11N40SISO | Ant1 | 2422 | MCS0 | 35.040 | 2404.480 | 2439.520 | 0.5 | PASS |
| 11N40SISO | Ant1 | 2437 | MCS0 | 35.040 | 2419.480 | 2454.520 | 0.5 | PASS |
| 11N40SISO | Ant1 | 2452 | MCS0 | 35.040 | 2434.480 | 2469.520 | 0.5 | PASS |

Test Graphs







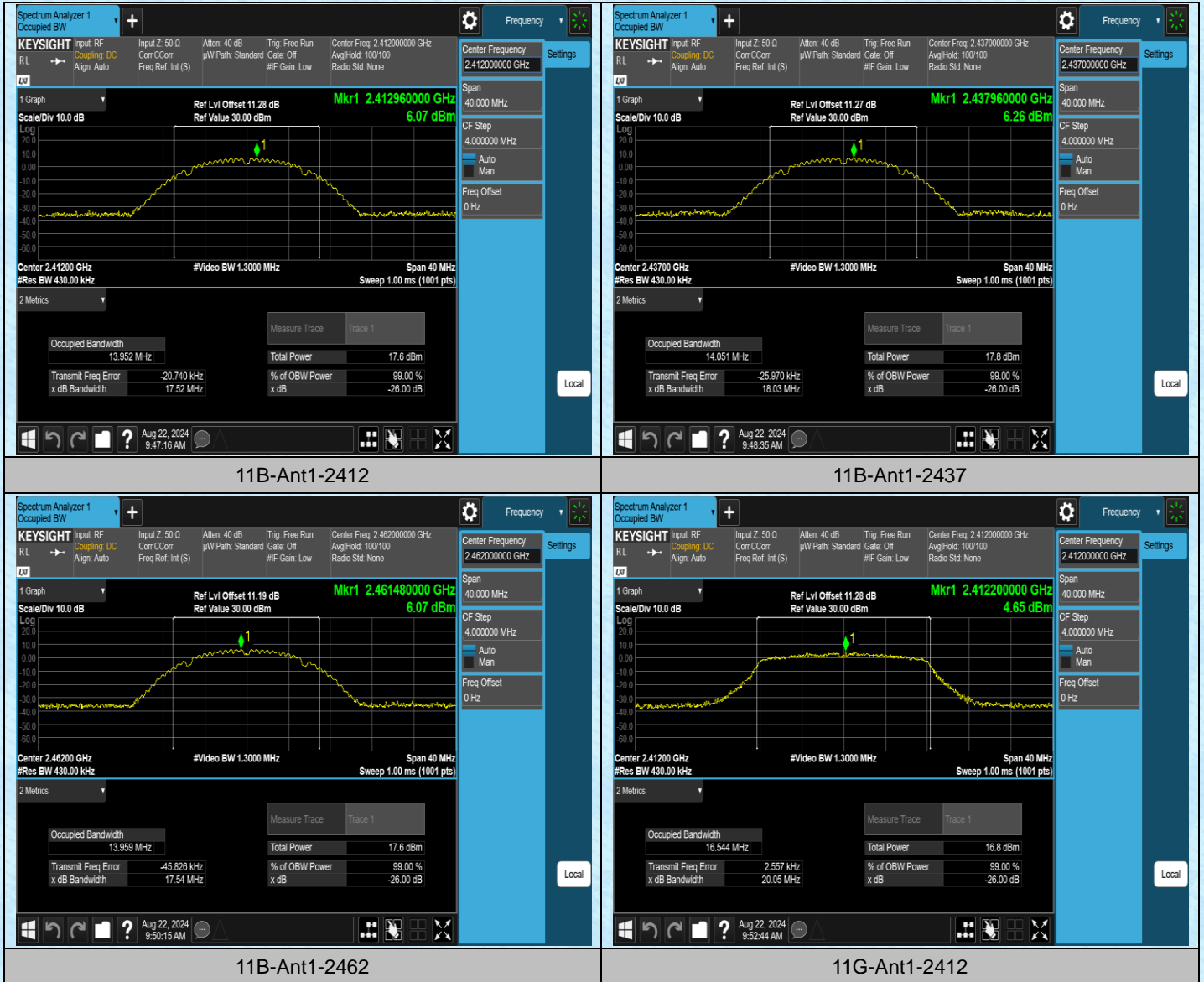
AppendixB: Occupied Channel Bandwidth

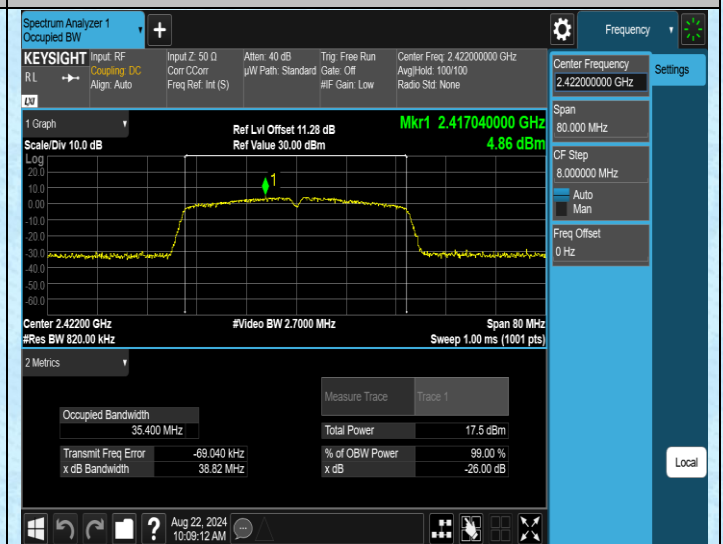
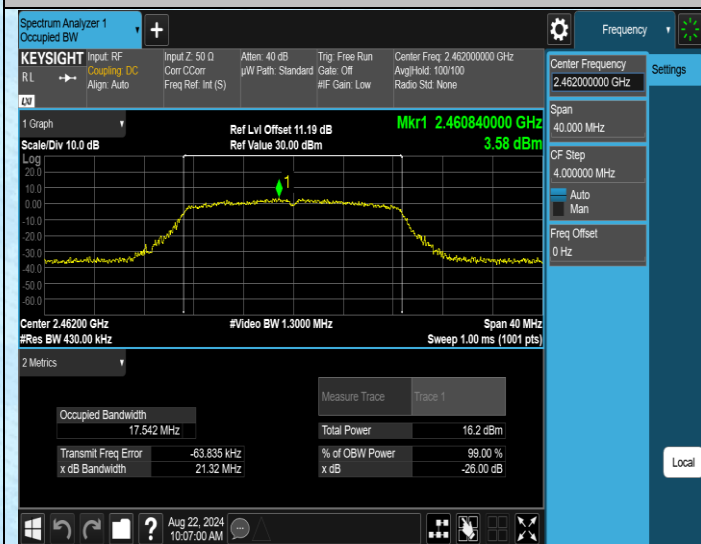
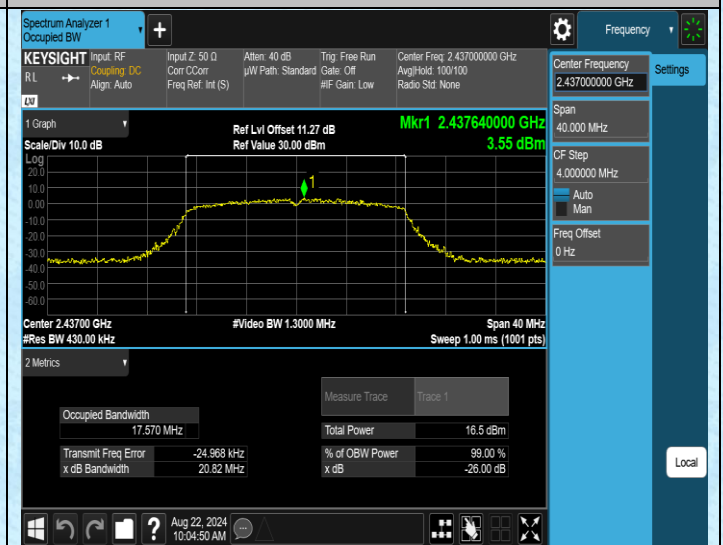
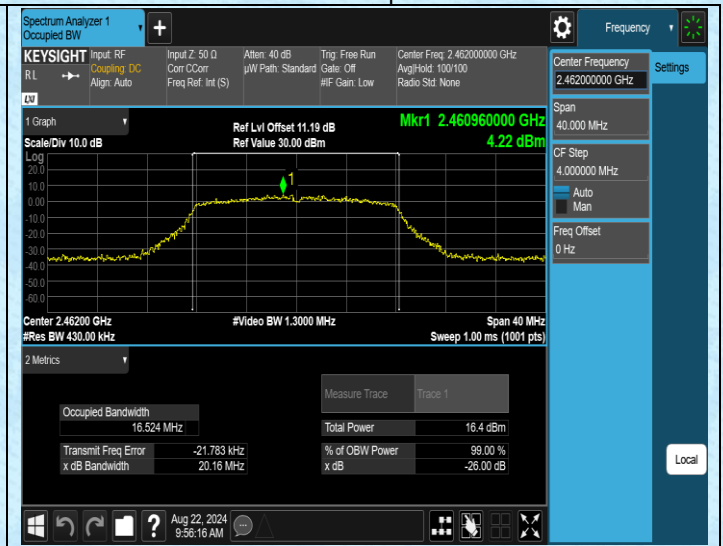
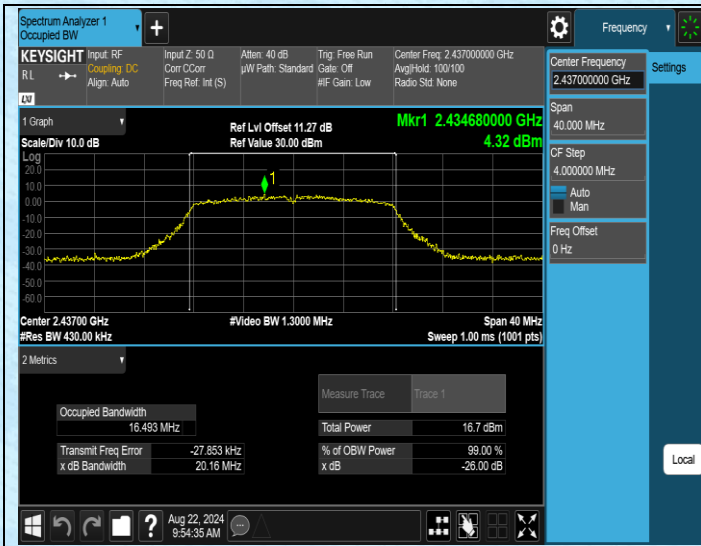
Test Result

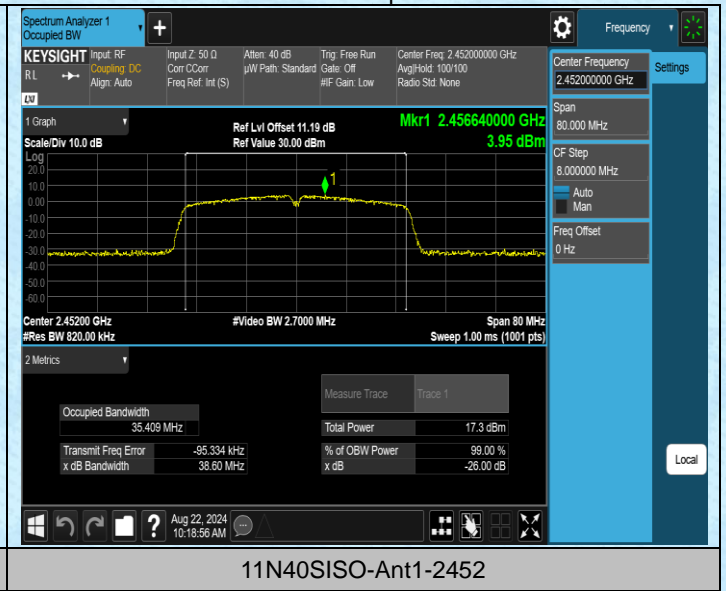
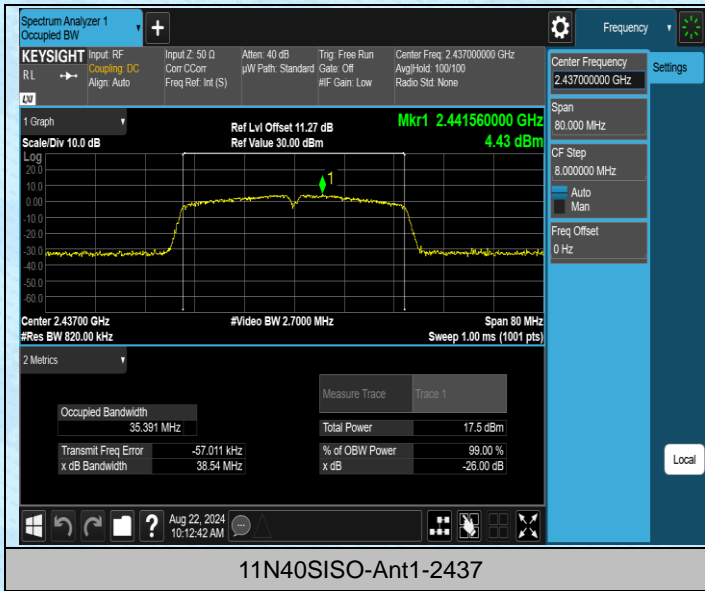
| Test Mode | Antenna | Channel Frequency[MHz] | Rate | OCB [MHz] | FL[MHz] | FH[MHz] | Limit[MHz] | Verdict |
|-----------|---------|------------------------|-------|-----------|-----------|-----------|------------|---------|
| 11B | Ant1 | 2412 | 1Mbps | 13.952 | 2405.0033 | 2418.9553 | --- | --- |
| 11B | Ant1 | 2437 | 1Mbps | 14.051 | 2429.9485 | 2443.9995 | --- | --- |
| 11B | Ant1 | 2462 | 1Mbps | 13.959 | 2454.9747 | 2468.9337 | --- | --- |
| 11G | Ant1 | 2412 | 6Mbps | 16.544 | 2403.7306 | 2420.2746 | --- | --- |
| 11G | Ant1 | 2437 | 6Mbps | 16.493 | 2428.7257 | 2445.2187 | --- | --- |
| 11G | Ant1 | 2462 | 6Mbps | 16.524 | 2453.7162 | 2470.2402 | --- | --- |
| 11N20SISO | Ant1 | 2412 | MCS0 | 17.608 | 2403.1533 | 2420.7613 | --- | --- |
| 11N20SISO | Ant1 | 2437 | MCS0 | 17.570 | 2428.1900 | 2445.7600 | --- | --- |
| 11N20SISO | Ant1 | 2462 | MCS0 | 17.542 | 2453.1652 | 2470.7072 | --- | --- |

| | | | | | | | | |
|-----------|------|------|------|--------|-----------|-----------|-----|-----|
| 11N40SISO | Ant1 | 2422 | MCS0 | 35.400 | 2404.2310 | 2439.6310 | --- | --- |
| 11N40SISO | Ant1 | 2437 | MCS0 | 35.391 | 2419.2475 | 2454.6385 | --- | --- |
| 11N40SISO | Ant1 | 2452 | MCS0 | 35.409 | 2434.2002 | 2469.6092 | --- | --- |

Test Graphs







AppendixC: Maximum conducted output power

Test Result Peak

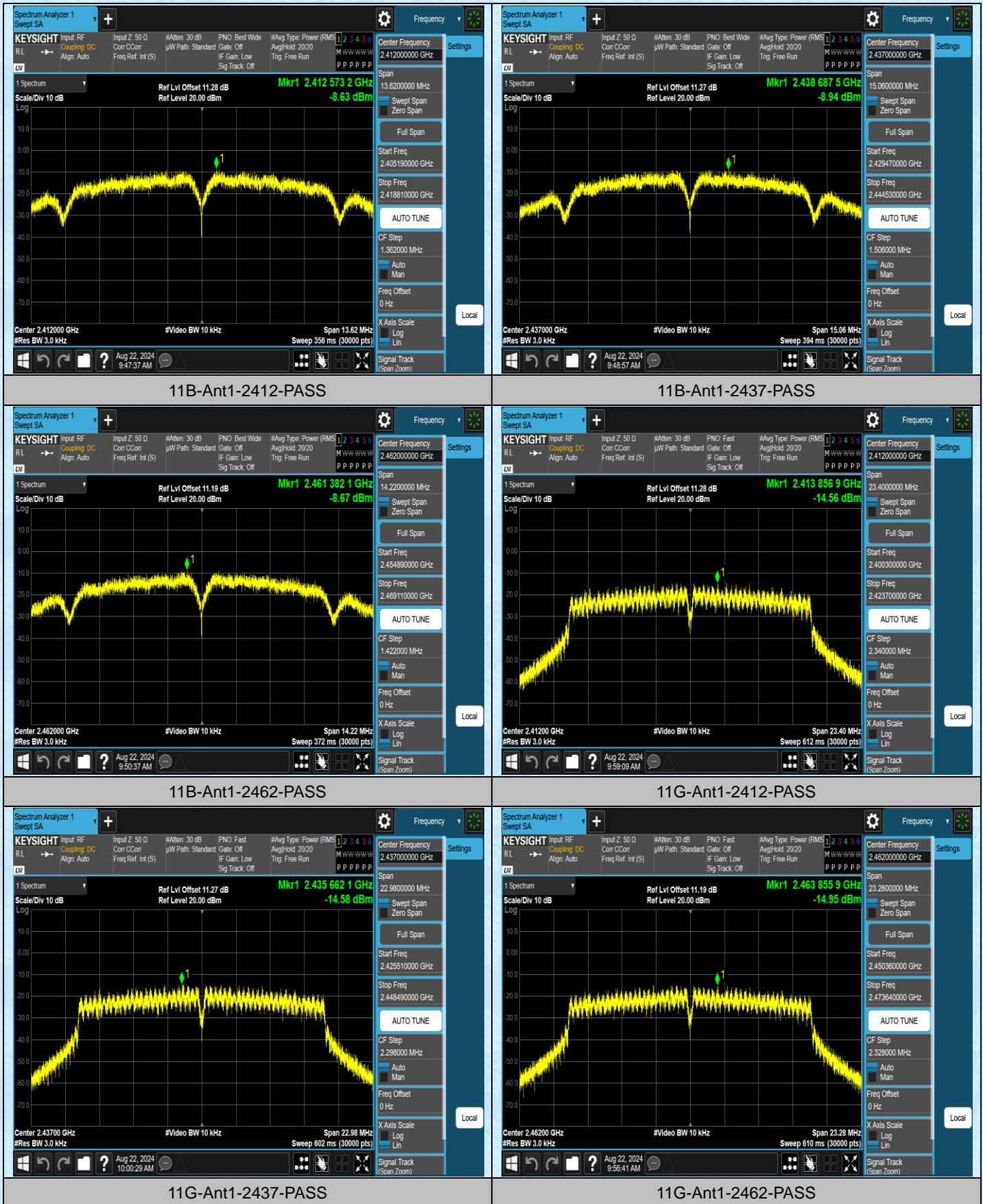
| Test Mode | Antenna | Frequency[MHz] | Rate | Peak Power[dBm] | Conducted Limit[dBm] | Verdict |
|-----------|---------|----------------|-------|-----------------|----------------------|---------|
| 11B | Ant1 | 2412 | 1Mbps | 17.36 | ≤30.00 | PASS |
| 11B | Ant1 | 2437 | 1Mbps | 17.73 | ≤30.00 | PASS |
| 11B | Ant1 | 2462 | 1Mbps | 17.43 | ≤30.00 | PASS |
| 11G | Ant1 | 2412 | 6Mbps | 18.05 | ≤30.00 | PASS |
| 11G | Ant1 | 2437 | 6Mbps | 17.83 | ≤30.00 | PASS |
| 11G | Ant1 | 2462 | 6Mbps | 17.61 | ≤30.00 | PASS |
| 11N20SISO | Ant1 | 2412 | MCS0 | 17.67 | ≤30.00 | PASS |
| 11N20SISO | Ant1 | 2437 | MCS0 | 17.58 | ≤30.00 | PASS |
| 11N20SISO | Ant1 | 2462 | MCS0 | 17.42 | ≤30.00 | PASS |
| 11N40SISO | Ant1 | 2422 | MCS0 | 17.71 | ≤30.00 | PASS |
| 11N40SISO | Ant1 | 2437 | MCS0 | 17.77 | ≤30.00 | PASS |
| 11N40SISO | Ant1 | 2452 | MCS0 | 17.45 | ≤30.00 | PASS |

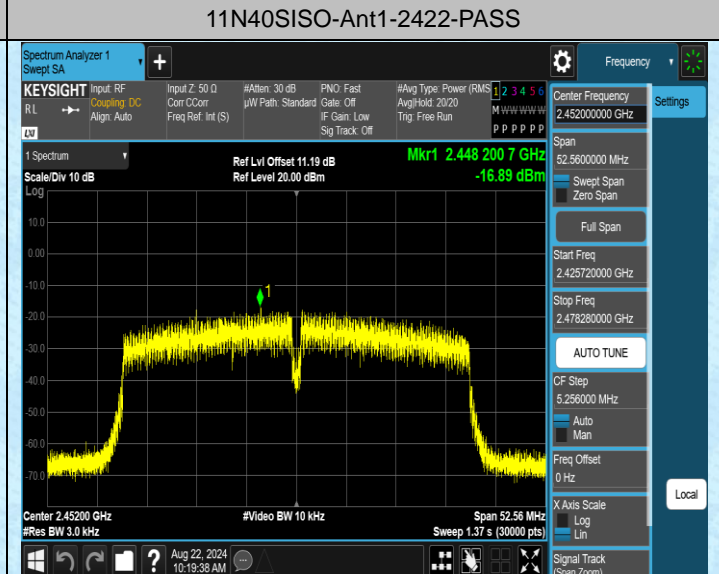
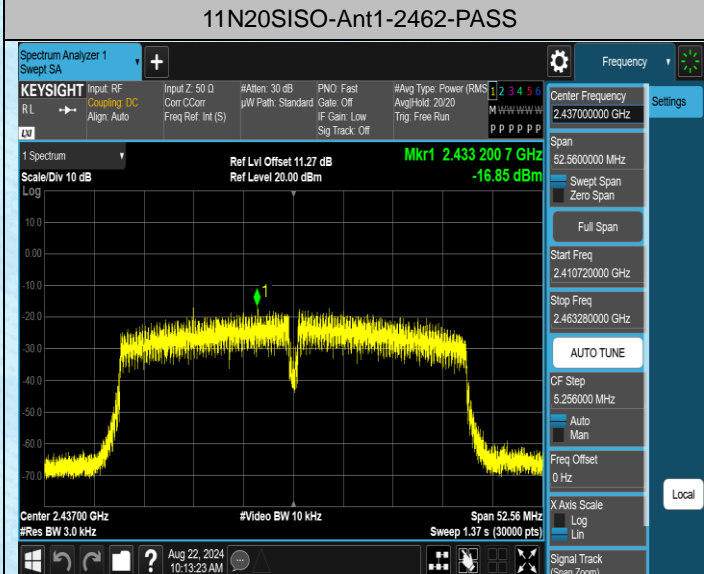
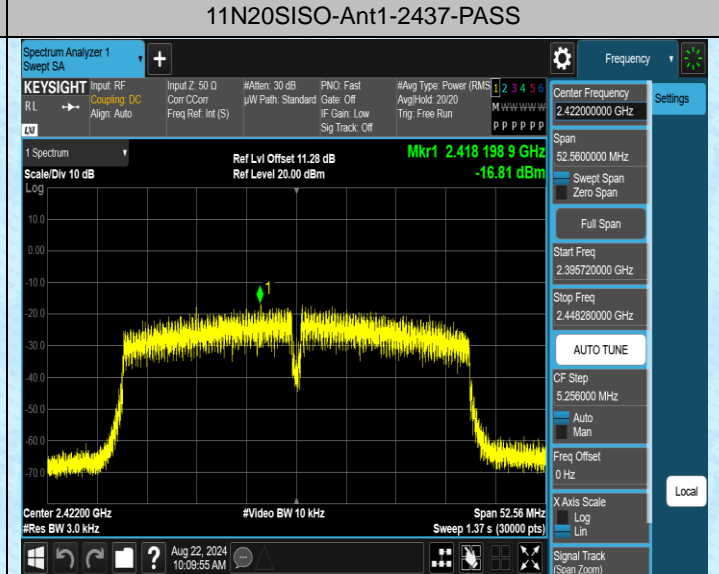
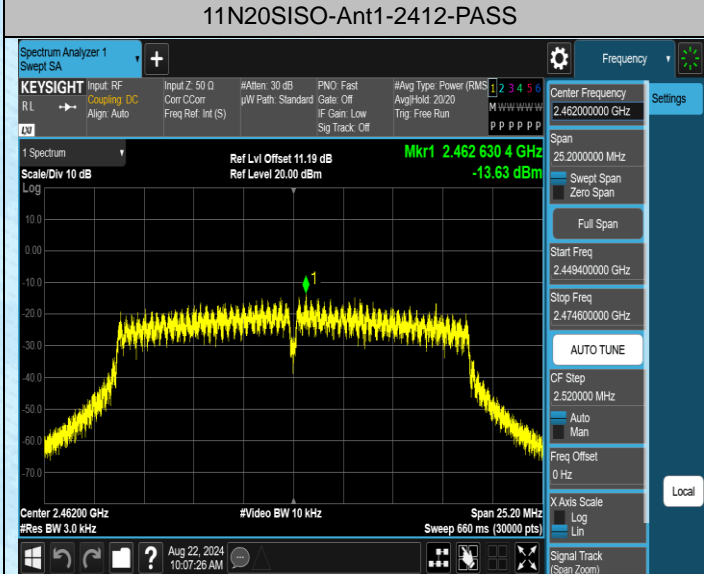
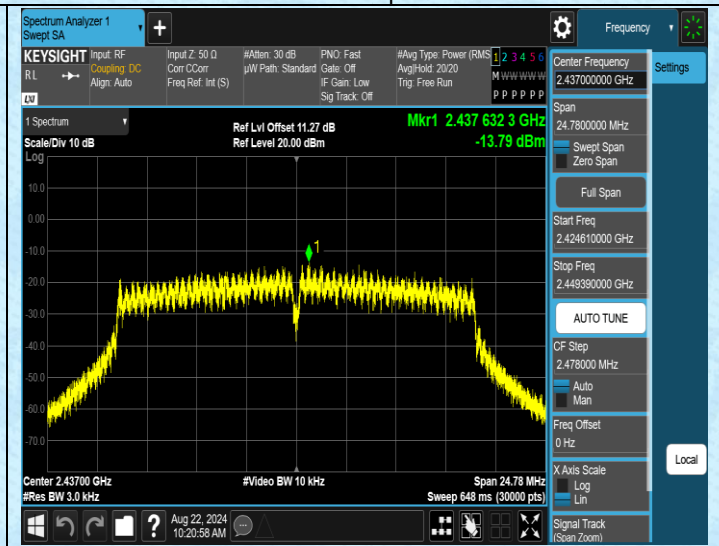
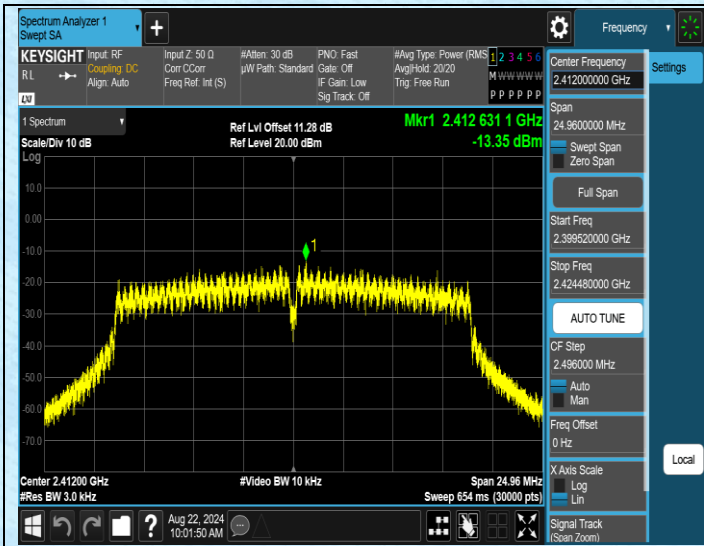
AppendixD: Maximum power spectral density

Test Result

| Test Mode | Antenna | Frequency[MHz] | Rate | Result[dBm/3kHz] | Limit[dBm/3kHz] | Verdict |
|-----------|---------|----------------|-------|------------------|-----------------|---------|
| 11B | Ant1 | 2412 | 1Mbps | -8.64 | ≤8.00 | PASS |
| 11B | Ant1 | 2437 | 1Mbps | -8.94 | ≤8.00 | PASS |
| 11B | Ant1 | 2462 | 1Mbps | -8.67 | ≤8.00 | PASS |
| 11G | Ant1 | 2412 | 6Mbps | -14.56 | ≤8.00 | PASS |
| 11G | Ant1 | 2437 | 6Mbps | -14.58 | ≤8.00 | PASS |
| 11G | Ant1 | 2462 | 6Mbps | -14.95 | ≤8.00 | PASS |
| 11N20SISO | Ant1 | 2412 | MCS0 | -13.35 | ≤8.00 | PASS |
| 11N20SISO | Ant1 | 2437 | MCS0 | -13.79 | ≤8.00 | PASS |
| 11N20SISO | Ant1 | 2462 | MCS0 | -13.63 | ≤8.00 | PASS |
| 11N40SISO | Ant1 | 2422 | MCS0 | -16.81 | ≤8.00 | PASS |
| 11N40SISO | Ant1 | 2437 | MCS0 | -16.85 | ≤8.00 | PASS |
| 11N40SISO | Ant1 | 2452 | MCS0 | -16.89 | ≤8.00 | PASS |

Test Graphs





11N40SISO-Ant1-2437-PASS

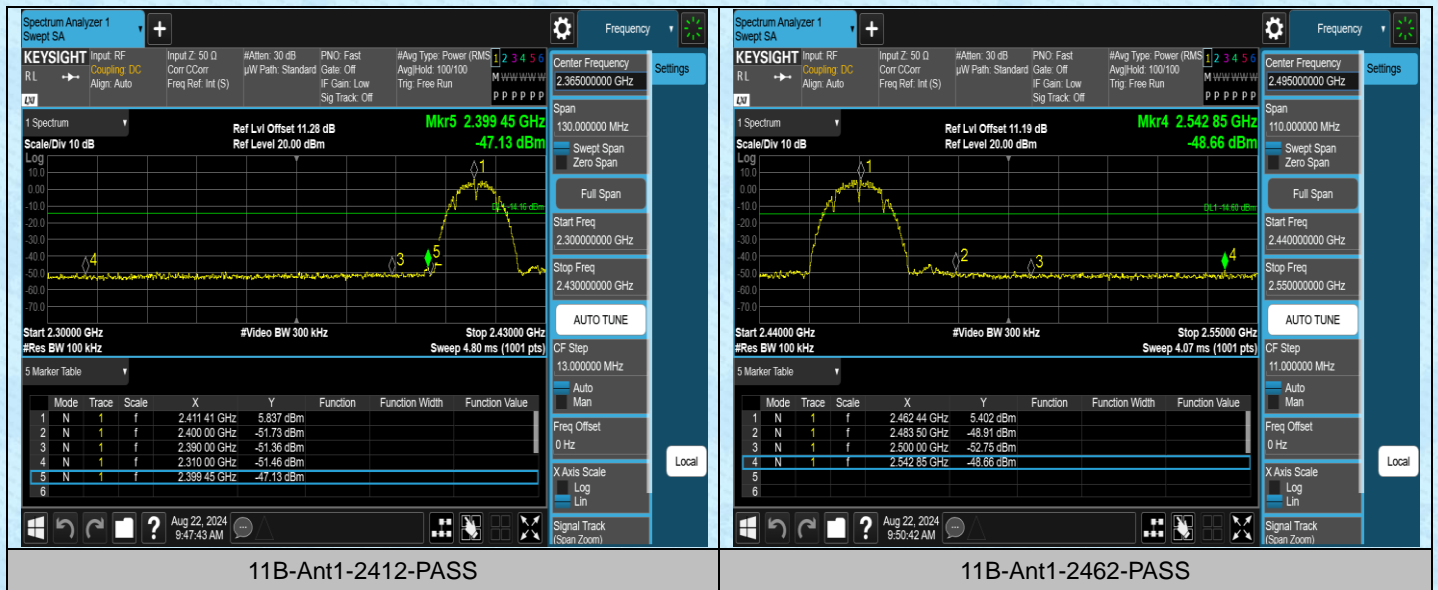
11N40SISO-Ant1-2452-PASS

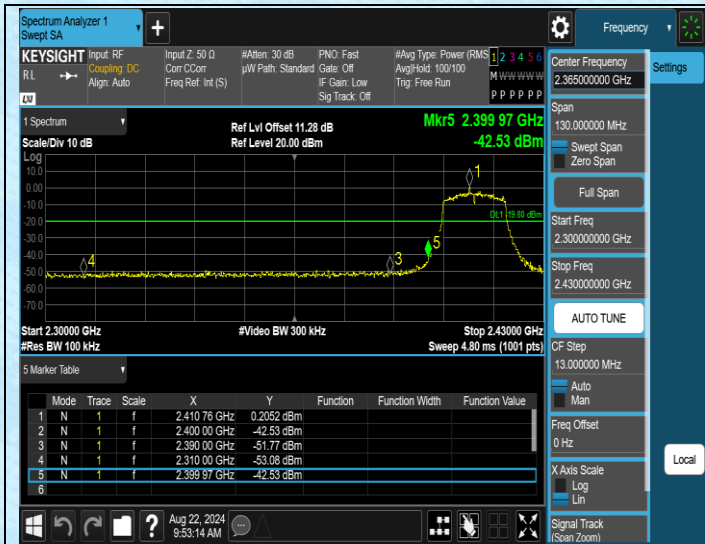
Appendix E: Band edge measurements

Test Result

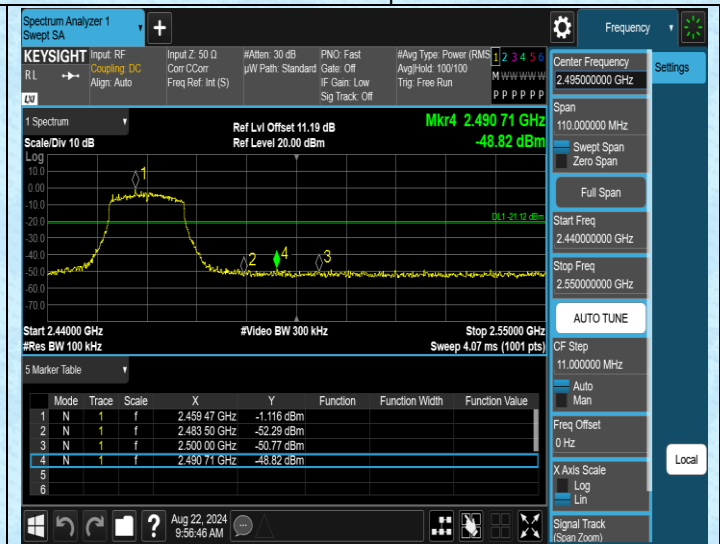
| Test Mode | Antenna | ChName | Frequency[MHz] | Rate | RefLevel[dBm] | Result[dBm] | Limit[dBm] | Verdict |
|-----------|---------|--------|----------------|-------|---------------|-------------|------------|---------|
| 11B | Ant1 | Low | 2412 | 1Mbps | 5.84 | -47.13 | ≤-14.16 | PASS |
| 11B | Ant1 | High | 2462 | 1Mbps | 5.40 | -48.66 | ≤-14.6 | PASS |
| 11G | Ant1 | Low | 2412 | 6Mbps | 0.21 | -42.53 | ≤-19.8 | PASS |
| 11G | Ant1 | High | 2462 | 6Mbps | -1.12 | -48.82 | ≤-21.12 | PASS |
| 11N20SISO | Ant1 | Low | 2412 | MSC0 | -1.39 | -40.89 | ≤-21.39 | PASS |
| 11N20SISO | Ant1 | High | 2462 | MSC0 | -0.11 | -48.56 | ≤-20.11 | PASS |
| 11N40SISO | Ant1 | Low | 2422 | MSC0 | -2.18 | -48.25 | ≤-22.18 | PASS |
| 11N40SISO | Ant1 | High | 2452 | MSC0 | -3.45 | -47.7 | ≤-23.45 | PASS |

Test Graphs





11G-Ant1-2412-PASS



11G-Ant1-2462-PASS



11N20SISO-Ant1-2412-PASS



11N20SISO-Ant1-2462-PASS



11N40SISO-Ant1-2422-PASS



11N40SISO-Ant1-2452-PASS